

Specific Heat and Effects of Uniaxial Anisotropy of a p -wave Pairing Interaction in a Strongly Interacting Ultracold Fermi Gas

Daisuke Inotani*, Pieter van Wyk, Yoji Ohashi

Department of Physics, Keio University, 3-14-1 Hiyoshi, Kohoku-ku, Yokohama 223-8522, Japan

We investigate the specific heat C_V at constant volume and effects of uniaxial anisotropy of a p -wave attractive interaction in the normal state of an ultracold Fermi gas. Within the framework of the strong-coupling theory developed by Nozières and Schmitt-Rink, we evaluate this thermodynamic quantity as a function of temperature, in the whole interaction regime. While the uniaxial anisotropy is not crucial for C_V in the weak-coupling regime, C_V is found to be sensitive to the uniaxial anisotropy in the strong-coupling regime. This originates from the population imbalance among p_i -wave molecules ($i = x, y, z$), indicating that the specific heat is a useful observable to see which kinds of p -wave molecules dominantly exist in the strong-coupling regime when the p -wave interaction has uniaxial anisotropy. Using this strong point, we classify the strong-coupling regime into some characteristic regions. Since a p -wave pairing interaction with uniaxial anisotropy has been discovered in a ^{40}K Fermi gas, our results would be useful in considering strong-coupling properties of a p -wave interacting Fermi gas, when the interaction is uniaxially anisotropic.

1. Introduction

Feshbach resonance is one of the most crucial key phenomena in cold Fermi gas physics, because it enables us to tune the strength of a pairing interaction between Fermi atoms.^{1,2)} In particular, s -wave and p -wave Feshbach resonances have been extensively discussed in ^{40}K and ^6Li Fermi gases. In the s -wave case, the so-called BCS (Bardeen-Cooper-Schrieffer)-BEC (Bose-Einstein condensation) crossover has been realized,³⁻⁶⁾ where the character of a Fermi superfluid continuously changes from the weak-coupling BCS-type to the BEC of tightly bound molecules, with increasing the s -wave interaction strength by adjusting the threshold energy of a Feshbach resonance.⁷⁻¹⁵⁾ In the normal state above the s -wave superfluid

*dinotani@rk.phys.keio.ac.jp

phase transition temperature T_c , it has been discussed how a normal Fermi gas smoothly changes to a molecular Bose gas, as one passes through the BCS-BEC crossover region.^{16–19)} In the intermediate-coupling regime, various many-body phenomena have been studied, such as a pseudogap^{16–18, 20–23)} and a spin-gap phenomenon.^{24, 25)} Although these have not been observed in the p -wave case, experimental techniques developed in the s -wave system would be also applicable to the p -wave case.

In considering a p -wave Feshbach resonance, a key experimental report is the splitting of a p -wave Feshbach resonance observed in a ^{40}K Fermi gas.²⁶⁾ To explain this phenomenon in a simple manner, we assume a p -wave Feshbach molecule with two atomic spins being polarized to be parallel to an external magnetic field in the x -direction. In this case, a magnetic dipole-dipole interaction gives different energy shifts between a Feshbach molecule with the total orbital angular momentum $L_x = 0$ and a molecule with $L_x = \pm 1$. Since the dipole-dipole interaction is more repulsive in the latter case than the former, the threshold energy of a p -wave Feshbach resonance becomes larger in the latter than the former, leading to the observed splitting of a p -wave Feshbach resonance.²⁶⁾

When one uses this p -wave Feshbach resonance to produce a p -wave pairing interaction $V_p(\mathbf{p}, \mathbf{p}')$,^{26–36)} it has a uniaxial anisotropy as,

$$V_p(\mathbf{p}, \mathbf{p}') = -\left(U_x p_x p'_x + U_y p_y p'_y + U_z p_z p'_z\right) \quad (U_x > U_y = U_z), \quad (1)$$

where the inequality $U_x > U_y = U_z$ is because one first meets the non-degenerate $L_x = 0$ -channel with decreasing an external magnetic field to approach the p -wave Feshbach resonance.

Although a p -wave interaction is anisotropic by nature, this additional uniaxial anisotropy is expected to further enrich the superfluid phase diagram of this system.^{37–39)} For example, while the $p_x + ip_y$ -wave superfluid phase is only possible when $U_x = U_y = U_z$, multi-superfluid phase has theoretically been predicted when $U_x > U_y = U_z$.^{37–39)} According to this prediction, p_x -wave superfluid phase transition first occurs at T_c , which is followed by the second $p_x + ip_y$ -wave phase transition at $T'_c < T_c$. In the p_x -wave superfluid phase near T'_c , the possibility of pseudogap phenomena caused by $p_x + ip_y$ -wave pairing fluctuations has also been discussed.³⁹⁾ While such a multi-superfluid phase is absent in the ordinary s -wave Fermi superfluid, it has been discussed in superfluid ^3He ,⁴⁰⁾ as well as unconventional superconductors, such as UPt_3 .^{41, 42)} Together with the tunability of a p -wave pairing interaction,¹⁾ an ultracold Fermi gas with a uniaxially anisotropic p -wave interaction is expected to be a useful quantum simulator for the study of multi-superfluid phase in a systematic manner.

Since the uniaxial anisotropy of a p -wave interaction has so far been mainly focused on the viewpoint of superfluid physics,^{37–39)} it has not been studied in detail how the anisotropy influences normal state properties. The purpose of this paper is just to clarify this normal-state problem. Extending the BCS (Bardeen-Cooper-Schrieffer)-BEC (Bose-Einstein condensation) crossover theory developed by Nozières and Schmitt-Rink (NSR)⁸⁾ to the case of a uniaxially anisotropic p -wave interaction, we show that this anisotropy remarkably affects the normal-state behavior of the specific heat C_V at constant volume in the strong-coupling regime. As the background physics of this, we point out the importance of population imbalance among three kinds of p_i -wave bound molecules ($i = x, y, z$) which is caused by the uniaxial anisotropy. We also show that the temperature dependence of this thermodynamic quantity involves useful information about which kinds of p -wave pairs are dominantly formed in the phase diagram of a p -wave interacting Fermi gas.

Before ending this section, we comment on the current stage of research on p -wave interacting Fermi gases. The splitting of a p -wave Feshbach resonance has been observed in a one-component ^{40}K Fermi gas.²⁶⁾ In this one-component case, the contact-type s -wave interaction is forbidden by the Pauli's exclusion principle, so that a p -wave interaction can be the leading interaction. In addition, the so-called dipolar loss is suppressed in the one-component case,⁴³⁾ so that a one-component Fermi gas is usually used to explore a p -wave superfluid phase transition (although no one has achieved T_c). Thus, in this paper, we deal with a one-component Fermi gas with a uniaxially anisotropic p -wave pairing interaction. For the specific heat C_V at constant volume, it has recently become observable in cold Fermi gas physics.⁴⁴⁾ Although this thermodynamic quantity has only been measured in an s -wave interacting Fermi gas, the same technique would also be applicable to the p -wave case. Theoretically, Ref.¹⁹⁾ has recently examined the specific heat C_V in an s -wave interacting Fermi gas. References^{45,46)} extended this work to the p -wave case in the absence of uniaxial anisotropy.

This paper is organized as follows. In Sec. II, we explain our formulation. In Sec. III, we examine effects of uniaxial anisotropy of a p -wave pairing interaction on the specific heat C_V at T_c . We extend our discussions to the region above T_c in Sec. IV. Here, we examine how the detailed temperature dependence of C_V reflects the population imbalance of three kinds of p -wave molecules caused by the uniaxial anisotropy of the p -wave interaction. Throughout this paper, we take $\hbar = k_B = 1$, and the system volume V is taken to be unity, for simplicity.

2. Formulation

We consider a model one-component Fermi gas with a uniaxially anisotropic p -wave interaction $V_p(\mathbf{p}, \mathbf{p}')$, described by the BCS-type Hamiltonian,^{39,47–54)}

$$H = \sum_{\mathbf{p}} \xi_{\mathbf{p}} c_{\mathbf{p}}^{\dagger} c_{\mathbf{p}} + \frac{1}{2} \sum_{\mathbf{p}, \mathbf{p}', \mathbf{q}} V_p(\mathbf{p}, \mathbf{p}') c_{\mathbf{p}+\mathbf{q}/2}^{\dagger} c_{-\mathbf{p}+\mathbf{q}/2}^{\dagger} c_{-\mathbf{p}'+\mathbf{q}/2} c_{\mathbf{p}'+\mathbf{q}/2}, \quad (2)$$

where $c_{\mathbf{p}}^{\dagger}$ is the creation operator of a Fermi atom with the kinetic energy $\xi_{\mathbf{p}} = \varepsilon_{\mathbf{p}} - \mu = \mathbf{p}^2/(2m) - \mu$, measured from the Fermi chemical potential μ (where m is an atomic mass). The p -wave attractive interaction $V_p(\mathbf{p}, \mathbf{p}')$ has the separable form,^{39,48)}

$$V_p(\mathbf{p}, \mathbf{p}') = - \sum_{i=x,y,z} \gamma_{\mathbf{p}}^i U_i \gamma_{\mathbf{p}'}^i. \quad (3)$$

Here, $-U_i$ (< 0) is a coupling constant in the p_i -wave Cooper channel ($i = x, y, z$), which is assumed to be tunable by a p -wave Feshbach resonance. We model the uniaxial anisotropy observed in a ^{40}K Fermi gas²⁶⁾ by taking $U_x \geq U_y = U_z$, where x -axis is taken to be parallel to an external magnetic field to experimentally tune a p -wave Feshbach resonance. In Eq. (3),

$$\gamma_{\mathbf{p}}^i = p_i F_c(\mathbf{p}) \quad (4)$$

is a p -wave basis function, where $F_c(\mathbf{p}) = 1/[1 + (\mathbf{p}/p_c)^6]$ is a cutoff function, to eliminate the ultraviolet divergence coming from the p -wave interaction $V_p(\mathbf{p}, \mathbf{p}')$ in Eq. (3). We briefly note that the detailed momentum dependence of the cutoff function $F_c(\mathbf{p})$ actually does not affect normal-state quantities, as far as we take the cutoff momentum p_c to be much larger than the Fermi momentum k_F .³⁹⁾ As usual, we relate the bare coupling constants U_i ($i = x, y, z$), as well as the cutoff momentum p_c , to the observable p -wave scattering volumes v_i and the inverse p -wave effective range k_0 , as

$$\begin{cases} \frac{4\pi v_i}{m} = -\frac{U_i}{3} \frac{1}{1 - \frac{U_i}{3} \sum_{\mathbf{p}} \frac{\mathbf{p}^2}{2\varepsilon_{\mathbf{p}}} F_c^2(\mathbf{p})}, \\ k_0 = -\frac{4\pi}{m^2} \sum_{\mathbf{p}} \frac{\mathbf{p}^2}{2\varepsilon_{\mathbf{p}}^2} F_c^2(\mathbf{p}). \end{cases} \quad (5)$$

Although k_0 may be different among the three p_i -wave Cooper channel, we have ignored this channel dependence in Eq. (5). Following the experiment on a ^{40}K Fermi gas,²⁶⁾ we take $k_0 = -30k_F$. The p_i -wave interaction strength can then be measured in terms of $(k_F^3 v_i)^{-1}$. $(k_F^3 v_i)^{-1} \lesssim 0$ and $(k_F^3 v_i)^{-1} \gtrsim 0$ characterize the weak-coupling side and the strong-coupling side, respectively. To describe the uniaxial anisotropy, we also introduce the anisotropy parameter,

$$\delta v^{-1} \equiv v_x^{-1} - v_y^{-1} = v_x^{-1} - v_z^{-1} (> 0). \quad (6)$$

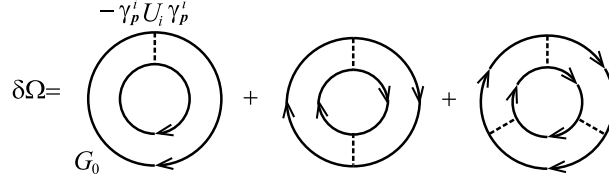


Fig. 1. Feynman diagrams describing fluctuation corrections $\delta\Omega$ to the thermodynamic potential in the NSR theory. The solid lines and dashed lines describe the bare single-particle thermal Green's function, $G_0(\mathbf{p}, i\omega_n) = [i\omega_n - \xi_p]^{-1}$ (where ω_n is the fermion Matsubara frequency), and the p -wave interaction $V_p(\mathbf{p}, \mathbf{p}')$, respectively.

The interaction strength is then completely determined by $(k_F^3 v_x)^{-1}$, and $(k_F^3 \delta v)^{-1}$.

We treat strong-coupling effects of the p -wave pairing interaction within the NSR theory.⁸⁾ In this scheme, strong-coupling corrections $\delta\Omega$ to the thermodynamic potential Ω are diagrammatically given as Fig. 1. Summing up these diagrams, we obtain

$$\delta\Omega = T \sum_{\mathbf{q}, \nu_n} \text{Tr} \ln [1 - \hat{U}_p \hat{\Pi}(\mathbf{q}, i\nu_n)]. \quad (7)$$

Here, $\hat{U}_p = \text{diag}[U_x, U_y, U_z]$, and $\hat{\Pi} = \{\Pi_{i,j}\}$ ($i, j = x, y, z$) is the 3×3 -matrix lowest-order pair-correlation function, where

$$\Pi_{i,j}(\mathbf{q}, i\nu_n) = \frac{1}{2} \sum_{\mathbf{p}} \gamma_{\mathbf{p}}^i \frac{\tanh\left(\frac{\xi_{\mathbf{p}+\frac{\mathbf{q}}{2}}}{2T}\right) + \tanh\left(\frac{\xi_{-\mathbf{p}+\frac{\mathbf{q}}{2}}}{2T}\right)}{i\nu_n - \xi_{\mathbf{p}+\frac{\mathbf{q}}{2}} - \xi_{-\mathbf{p}+\frac{\mathbf{q}}{2}}} \gamma_{\mathbf{p}}^j. \quad (8)$$

The total thermodynamic potential Ω is then given by

$$\Omega = \Omega_0 + \delta\Omega, \quad (9)$$

where

$$\Omega_0 = T \sum_{\mathbf{p}} \ln [1 + e^{-\xi_{\mathbf{p}}/T}] \quad (10)$$

is the thermodynamic potential in a free Fermi gas.

The specific heat $C_V(T)$ at constant volume can be calculated from the internal energy E as,

$$C_V(T) = \left(\frac{\partial E}{\partial T} \right)_{V,N}. \quad (11)$$

In the NSR formalism, the internal energy E is conveniently obtained from the thermodynamic potential Ω in Eq. (9) by using the Legendre transformation as,

$$E = \Omega - T \left(\frac{\partial \Omega}{\partial T} \right)_{\mu} - \mu \left(\frac{\partial \Omega}{\partial \mu} \right)_T$$

$$\begin{aligned}
&= \sum_p \varepsilon_p f(\xi_p) \\
&\quad - T \sum_{\mathbf{q}, \nu_n} \text{Tr} \left[\hat{\Gamma}(\mathbf{q}, i\nu_n) \left[T \left(\frac{\partial \hat{\Pi}(\mathbf{q}, i\nu_n)}{\partial T} \right)_\mu + \mu \left(\frac{\partial \hat{\Pi}(\mathbf{q}, i\nu_n)}{\partial \mu} \right)_T \right] \right],
\end{aligned} \tag{12}$$

where $f(\xi_p)$ is the Fermi distribution function, and

$$\hat{\Gamma}(\mathbf{q}, i\nu_n) = \frac{-\hat{U}_p}{1 - \hat{U}_p \hat{\Pi}(\mathbf{q}, i\nu_n)} \tag{13}$$

is the 3×3 -matrix particle-particle scattering matrix in the T -matrix approximation.

In calculating the specific heat C_V above T_c , we need to evaluate the Fermi chemical potential $\mu(T)$, which is achieved by considering the equation for the total number N of Fermi atoms involving effects of p -wave pairing fluctuations, given by

$$\begin{aligned}
N &= - \left(\frac{\partial \Omega}{\partial \mu} \right)_T \\
&= \sum_p f(\xi_p) + T \sum_{\mathbf{q}, \nu_n} \text{Tr} \left[\Gamma(\mathbf{q}, i\nu_n) \left(\frac{\partial \hat{\Pi}(\mathbf{q}, i\nu_n)}{\partial \mu} \right)_T \right].
\end{aligned} \tag{14}$$

As well known in the ordinary NSR theory, the last term in the second line in Eq. (14) is reduced to twice the number N_B of tightly bound molecules in the strong-coupling regime ($(k_F^3 v_x)^{-1} \gg 1$). In the p -wave case, it is convenient to write this term as $2N_B = 2 \sum_{i=x,y,z} N_B^i$, where

$$N_B^i = \frac{T}{2} \sum_{\mathbf{q}, \nu_n} \left[\hat{\Gamma}(\mathbf{q}, i\nu_n) \left(\frac{\partial \hat{\Pi}(\mathbf{q}, i\nu_n)}{\partial \mu} \right)_T \right]_{i,i} \tag{15}$$

is the number of p_i -wave molecules in the strong-coupling regime.

Since we are dealing with the uniaxially anisotropic p -wave interaction ($U_x > U_y = U_z$), the superfluid instability first occurs in the p_x -wave Cooper channel. Thus, the equation for T_c is obtained from the Thouless criterion in this channel. That is, the superfluid instability occurs, when the particle-particle scattering matrix $\Gamma_{x,x}(\mathbf{q}, i\nu_n)$ in Eq. (13) has a pole at $\mathbf{q} = \nu_n = 0$, which gives,

$$1 = U_x \sum_p \frac{(\gamma_p^x)^2}{2\xi_p} \tanh \left(\frac{\xi_p}{2T} \right). \tag{16}$$

For a given interaction strength, we numerically solve the T_c -equation (16), together with the number equation (14), to determine T_c and $\mu(T_c)$ self-consistently. In the normal state above T_c , we only solve the number equation (14) to determine $\mu(T)$. We then numerically

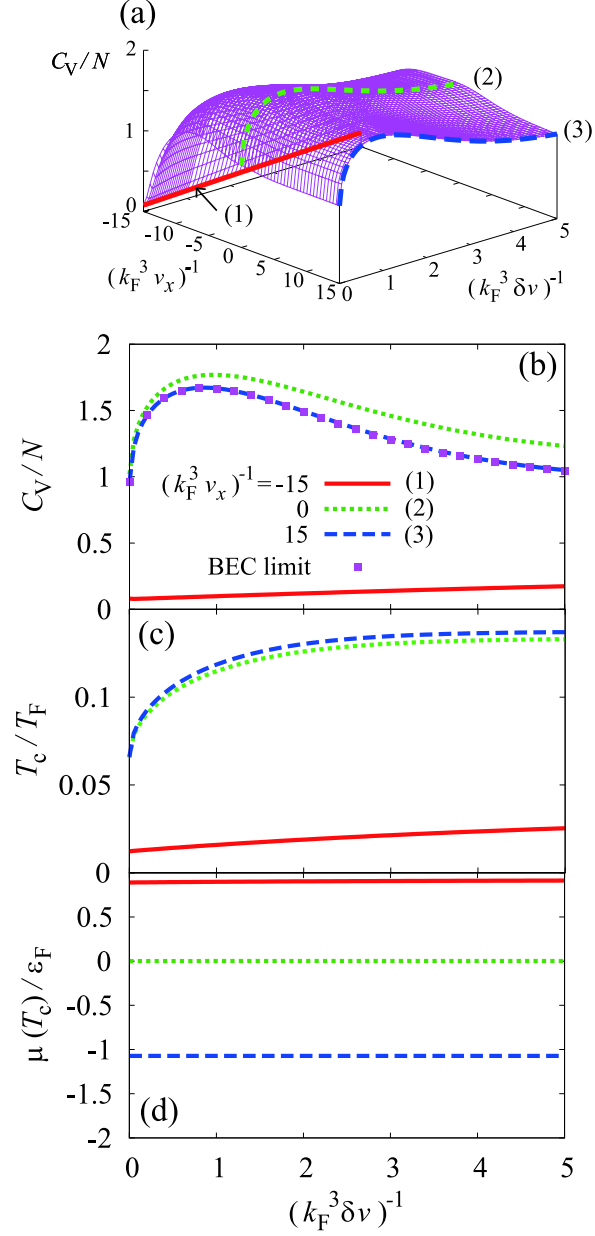


Fig. 2. (Color online) (a) Calculated specific heat C_V at T_c , as functions of the p_x -wave interaction strength $(k_F^3 v_x)^{-1}$ and the anisotropy parameter $(k_F^3 \delta v)^{-1}$. For clarify, the results at the three typical interaction strengths (1)-(3) are re-drawn in panel (b). The solid squares in this panel show C_V in the BEC limit obtained from Eq. (20). (c) T_c as a function of $(k_F^3 \delta v)^{-1}$. (d) Fermi chemical potential μ at T_c . T_F and ϵ_F are the Fermi temperature and the Fermi energy, respectively.

execute the derivative in Eq. (11) by calculating the internal energy E in Eq. (12) at slightly different two temperatures.¹⁹⁾

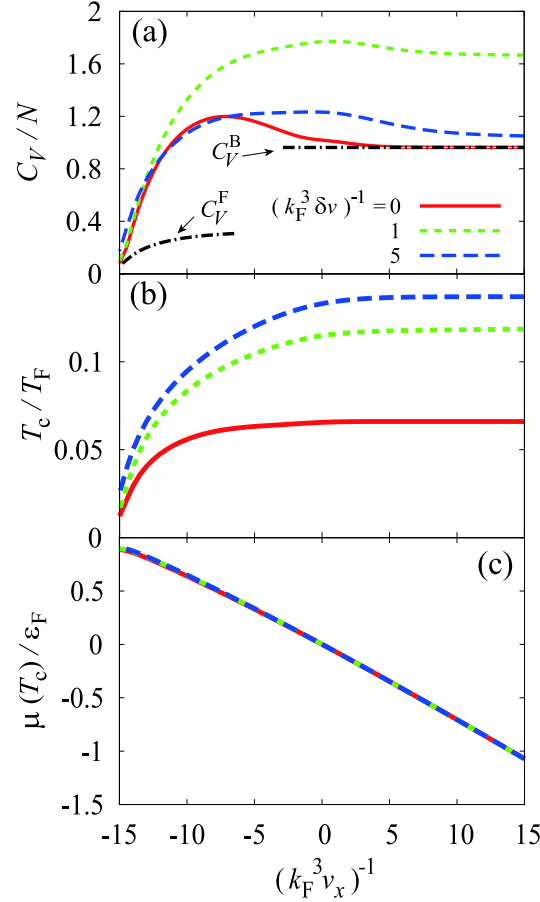


Fig. 3. (Color online) (a) Calculated specific heat C_V at T_c , as a function of the p -wave interaction strength $(k_F^3 v_x)^{-1}$. C_V^F is the specific heat in a free Fermi gas at T_c . C_V^B is the specific heat at T_{BEC} of an ideal Bose gas, consisting of three kinds of $N/6$ p -wave molecules. (b) Superfluid phase transition temperature T_c . (c) Fermi chemical potential $\mu(T_c)$. Note that the three cases $((k_F^3 \delta v)^{-1} = 0, 1, 5)$ give almost the same value of μ .

3. Specific heat C_V and effects of uniaxial anisotropy of p -wave interaction at T_c

Figure 2(a) shows the specific heat C_V at T_c , as functions of the interaction strength v_x^{-1} and the anisotropy parameter δv^{-1} . In the weak-coupling regime $((k_F^3 v_x)^{-1} \lesssim -10)$, $C_V(T_c)$ is not so sensitive to the anisotropy parameter δv^{-1} . As the interaction strength v_x^{-1} increases, however, C_V as a function of δv^{-1} exhibits a hump structure. To see this more clearly, we replot the typical three cases in Fig. 2(b), where one sees that the hump is located at $(k_F \delta v)^{-1} \sim 1$, when $(k_F^3 v_x)^{-1} \gtrsim 0$.

To understand the δv^{-1} -dependence of the specific heat seen in the cases of (2) and (3) shown in Fig. 2(b), it is convenient to consider the extreme strong-coupling regime where the Fermi chemical potential is negative and satisfies $|\mu(T_c)| \gg T$. In this extreme case, the particle-particle scattering matrix $\hat{\Gamma}(\mathbf{q}, i\nu_n)$ in Eq. (13), which physically describes p -wave

pairing fluctuations, is reduced to the molecular Bose Green's function as,

$$\Gamma_{i,j}(\mathbf{q}, i\nu_n) \simeq \frac{24}{m^2|k_0|} \frac{1}{i\nu_n - \xi_B^i(\mathbf{q})} \delta_{i,j}, \quad (17)$$

where

$$\xi_B^i(\mathbf{q}) = \frac{\mathbf{q}^2}{2M_B} - \mu_B^i \quad (18)$$

is the kinetic energy of a Bose molecule in the p_i -wave Cooper channel ($i = x, y, z$). $M_B = 2m$ is a molecular mass, $\mu_B^i = 2\mu - E_{\text{bind}}^i$ is a molecular chemical potential, where

$$E_{\text{bind}}^i = -\frac{2}{m|k_0|v_i} \quad (19)$$

is the binding energy of a p_i -wave two-body bound state.⁴⁸⁾ Noting that in the strong-coupling limit $\mu \simeq E_{\text{bind}}^x/2$, the specific heat in this extreme case is then evaluated as,

$$C_V = \sum_{i=x,y,z} \frac{\partial}{\partial T} \left[\sum_{\mathbf{q}} \frac{q^2}{2M_B} n_B(\xi_B^i(\mathbf{q})) + E_{\text{bind}}^i N_B^i \right], \quad (20)$$

where $n_B(\xi_B^i(\mathbf{q}))$ is the Bose distribution function, and N_B^i is the number of tightly bound molecules in the p_i -wave Cooper channel in Eq. (15). As shown in Fig. 2(b), Eq. (20) well reproduces C_V when $(k_F^3 v_x)^{-1} = 15$.

In Eq. (20), the first term in the brackets is the ordinary expression for the specific heat in an ideal Bose gas. Noting that (1) T_c monotonically increases with increasing the magnitude of the anisotropy parameter δv^{-1} (see Fig. 2(c)), and (2) the Fermi chemical potential $\mu(T_F)$ is almost independent of δv^{-1} (see Fig. 2(d)), one finds that this term cannot explain the hump seen in Fig. 2(b).

For the second term in the brackets in Eq. (20), since all the Fermi atoms form two-body bound molecules in the strong-coupling limit, one finds $N_B^x + N_B^y + N_B^z = N_B^x + 2N_B^y = N/2$. In this case, the contribution from this term ($\equiv C_V^{(2)}$) is evaluated as,

$$C_V^{(2)} \simeq \frac{\partial}{\partial T} [2[E_{\text{bind}}^y - E_{\text{bind}}^x]N_B^y + E_{\text{bind}}^x N] = \frac{4}{m|k_0|\delta v} \frac{\partial N_B^y}{\partial T}. \quad (21)$$

When $U_x > U_y = U_z$, the binding energy E_{bind}^x in the p_x -wave channel is lower than E_{bind}^y ($= E_{\text{bind}}^z$). Thus, while p_x -wave molecules become dominant ($N_B^x \simeq N/2$) when $T \ll \Delta E \equiv E_{\text{bind}}^y - E_{\text{bind}}^x = 2/(m|k_0|\delta v)$, the increase of N_B^y around $T = 2/(m|k_0|\delta v)$ is expected to enhance $C_V^{(2)}$ in Eq. (21). Indeed, around the peak position ($(k_F^3 \delta v)^{-1} \simeq 1$) in Fig. 2(b), one finds,

$$\frac{2}{m|k_0|\delta v} \simeq 0.13T_F, \quad (22)$$

which is comparable to $T_c = 0.12T_F$ at $(k_F^3 \delta v)^{-1} = 1$ (see Fig. 2(c)). Thus, the hump structure

seen in Fig. 2(b) is due to thermal excitations of p_x -wave molecules into p_y - and p_z -wave molecular states.

We briefly note that $\partial N_B^y / \partial T = 0$ in the absence of uniaxial anisotropy when $T \ll E_{\text{bind}}^i$. In this case, C_V is dominated by the first term in the bracket in Eq. (20), so that the low temperature behavior of C_V is essentially the same as that in an ideal Bose gas of p -wave molecules.

We also note that, deep inside the strong-coupling regime $((k_F^3 v_x)^{-1} \gg 1)$, most Fermi atoms form p_x -wave molecules when $E_{\text{bind}}^x \ll E_{\text{bind}}^{i=y,z}$, or equivalently $(k_F^3 \delta v)^{-1} \gg 1$. In this extreme case, T_c is simply obtained as the BEC transition temperature $T_{\text{BEC}}(N/2)$ in an ideal Bose gas with $N/2$ p_x -wave molecules, given by³⁹⁾

$$T_{\text{BEC}}(N/2) = \frac{2\pi}{\zeta(3/2)M_B} \left(\frac{N}{2}\right)^{2/3} = 0.137T_F, \quad (23)$$

where $\zeta(3/2) = 2.612$ is the zeta function. On the other hand, when $U_x = U_y = U_z$, all the three p_i -wave molecular states ($i = x, y, z$) are equally populated, so that T_c in this limit equals $T_{\text{BEC}}(N/6)$ of an ideal Bose gas with $N/6$ molecules, given by^{39, 47, 48)}

$$T_{\text{BEC}}(N/6) = \frac{2\pi}{\zeta(3/2)M_B} \left(\frac{N}{6}\right)^{2/3} = 0.066T_F. \quad (24)$$

Indeed, T_c in Fig. 2(c) continuously changes from $T_{\text{BEC}}(N/6)$ to $T_{\text{BEC}}(N/2)$, with increasing the anisotropy parameter δv^{-1} , when $(k_F^3 v_x)^{-1} = 15$.

Figure 3(a) shows the specific heat C_V at T_c , as a function of the p -wave interaction strength. When $\delta v^{-1} = 0$, $C_V(T_c)$ gradually becomes larger than the free Fermi gas result C_V^F with increasing the interaction strength from the weak-coupling regime, to exhibit a peak around $(k_F^3 v_x)^{-1} = -7$. As discussed in Ref.,⁴⁶⁾ this peak structure originates from the enhancement of p -wave pairing fluctuations near T_c . In the strong-coupling regime $((k_F^3 v_x)^{-1} \gtrsim 5)$ where T_c is almost constant and μ is negative (see Figs. 3(b) and (c)), $C_V(T_c)$ in the absence of uniaxial anisotropy approaches the specific heat C_V^B in an ideal Bose gas with three kinds of $N/6$ p -wave molecules at the BEC phase transition temperature $T_{\text{BEC}}(N/6)$ in Eq. (24), given by

$$C_V^B(T_{\text{BEC}}) = 3 \frac{15}{4} \frac{\zeta(5/2)}{\zeta(3/2)} \left(\frac{N}{6}\right) = 0.963N, \quad (25)$$

where $\zeta(5/2) = 1.341$. The factor “3” reflects the existence of three kinds of p_i -wave molecules ($i = x, y, z$).

When $\delta v^{-1} > 0$, Fig. 3(a) shows that the specific heat $C_V(T_c)$ still has a similar interaction dependence to the case of $\delta v^{-1} = 0$ in the weak-coupling regime $((k_F^3 v_x)^{-1} \lesssim -7)$. When $(k_F^3 \delta v)^{-1} = 5$, Fig. 3(a) also shows that, apart from the detailed peak structure, $C_V(T_c)$ also

looks approaching $C_V^B(T_{\text{BEC}})$ in Eq. (25). In this highly anisotropic case, because of $E_{\text{bind}}^x \ll E_{\text{bind}}^{i=y,z}$, most Fermi atoms form p_x -wave molecules in the strong-coupling regime. Indeed, as seen in Figs. 3(b) and (c), T_c approaches $T_{\text{BEC}}(N/2)$ in Eq. (23) when $\mu < 0$. As a result, $C_V(T_c)$ in the strong-coupling regime is reduced to the specific heat in an ideal Bose gas with $N/2$ p_x -wave molecules, which is given by Eq. (25) where the factor “3” is absent and $N/6$ is replaced by $N/2$. The resulting specific heat has the same value as the “three-component” case in Eq. (25), which explains the strong-coupling behavior of $C_V(T_c)$ when $(k_F^3 \delta v)^{-1} = 5$ in Fig. 3(a).

When $(k_F^3 \delta v)^{-1} = 1$, one sees in Fig. 3(a) that the specific heat at T_c becomes larger than the other two cases shown in this figure, and it does not approach $C_V^B(T_{\text{BEC}})$ in Eq. (25) even in the strong-coupling regime. In this case, as mentioned previously, since the value, $T_c \simeq 0.12T_F$, in the strong-coupling regime is comparable to the energy difference $\Delta E = E_{\text{bind}}^{i=y,z} - E_{\text{bind}}^x = 2/(m|k_0|\delta v)$, $C_V^{(2)}$ in Eq. (21) enhances the specific heat $C_V(T_c)$. In addition, ΔE remains finite in the strong-coupling limit, so that the contribution $C_V^{(2)}$ continues to exist even in this limit, leading to the large $C_V(T_c)$ in the strong-coupling regime, compared to the cases of $(k_F \delta v)^{-1} = 0$ and 5 in Fig. 3(a).

4. Temperature dependence of the specific heat C_V in a uniaxially anisotropic p -wave interacting Fermi gas

We now consider the specific heat $C_V(T)$ above T_c . In Fig. 4(a), one finds that in the weak-coupling regime $((k_F^3 v_x)^{-1} = -12)$, the uniaxial anisotropy of the p -wave interaction is not so crucial for $C_V(T)$ above T_c , as expected from the previous discussions at T_c . That is, irrespective of the values of the anisotropy parameter δv^{-1} , one sees a dip structure near T_c , as well as a hump at $0.2 \lesssim T/T_F \lesssim 0.4$. As discussed in Refs.,^{45,46} these structures originate from strong p -wave pairing fluctuations near T_c , and anomalous particle-particle scatterings into p -wave molecular states, respectively.

On the other hand, with increasing the interaction strength, effects of the uniaxial anisotropy are seen in Figs. 4(b) and (c). In these cases, the enhancement of the specific heat $C_V(T)$ near T_c becomes remarkable when $(k_F \delta v)^{-1} = 1$, but again $C_V(T \simeq T_c)$ becomes small with further increasing the anisotropy parameter δv^{-1} . Instead, a hump structure appears when $(k_F \delta v)^{-1} \gtrsim 4$, the position of which shifts to higher temperatures with increasing δv^{-1} . In addition, a dip structure revives near T_c , when $(k_F \delta v)^{-1} \gtrsim 8$.

To understand the above-mentioned behavior of $C_V(T)$, Fig. 5 compares $C_V(T)$ with the molecular numbers $N_B^{i=x,y,z}$ in Eq. (15) in the strong-coupling case $((k_F v_x)^{-1} = 15)$. When

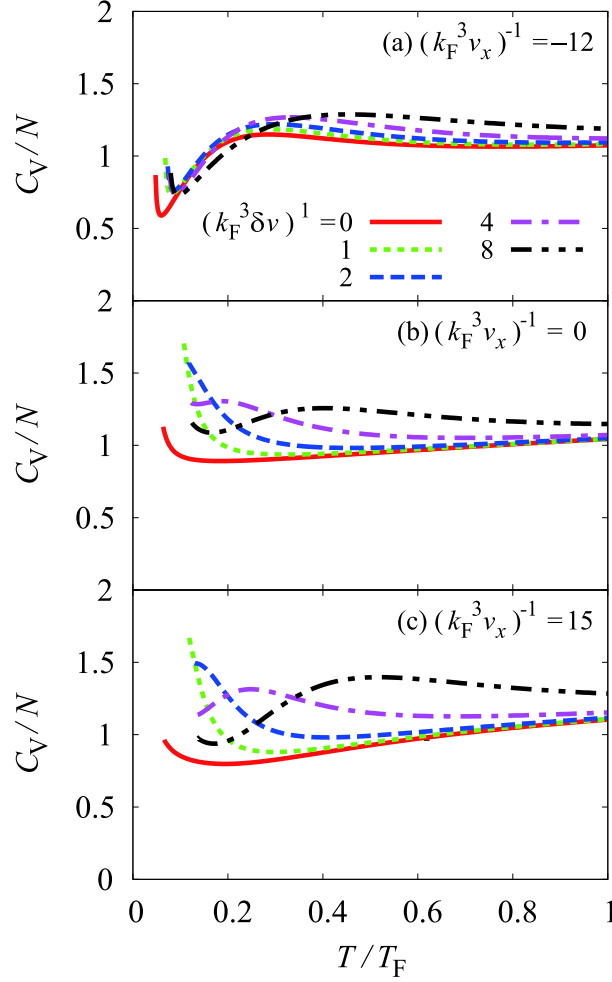


Fig. 4. (Color online) Calculated specific heat $C_V(T)$ above T_c . Three panels show typical examples in (a) the weak-coupling regime, (b) the intermediate-coupling regime, and (c) the strong-coupling regime.

$\delta v^{-1} = 0$, Fig. 5(a) shows that $N_B^x = N_B^y = N_B^z \simeq N/6$ at low temperatures. As a result, $C_V(T)$ below the dip temperature ($\equiv T_{\text{dip}} \simeq 0.2T_F$) is well described by the specific heat $C_V^B(T)$ in an ideal Bose gas with three kinds of $N/6$ p -wave molecules. The enhancement of $C_V(T \simeq T_c)$ in this case is simply due to the well-known temperature dependence of the specific heat in an ideal Bose gas near the BEC transition temperature. The deviation from $C_V^B(T)$ above $T \simeq T_{\text{dip}}$ reflects the onset of thermal dissociation of p -wave molecules.

When $(k_F^3 \delta v)^{-1} = 2$, Fig. 5(b) shows that, although the overall behavior of C_V looks similar to the case in panel (a), the origin of the increase of $C_V(T)$ below T_{dip} is due to the remarkable increase (decrease) of N_B^x ($N_B^{i=y,z}$) with decreasing the temperature, contributing to $C_V^{(2)}$ in Eq. (21). Although N_B^x does not reach $N/2$ at T_c in Fig. 5(b), such a situation is realized near T_c in the case of Fig. 5(c). In the latter case, when $N_B^{i=y,z}/(N/2) \ll 1$, their weak

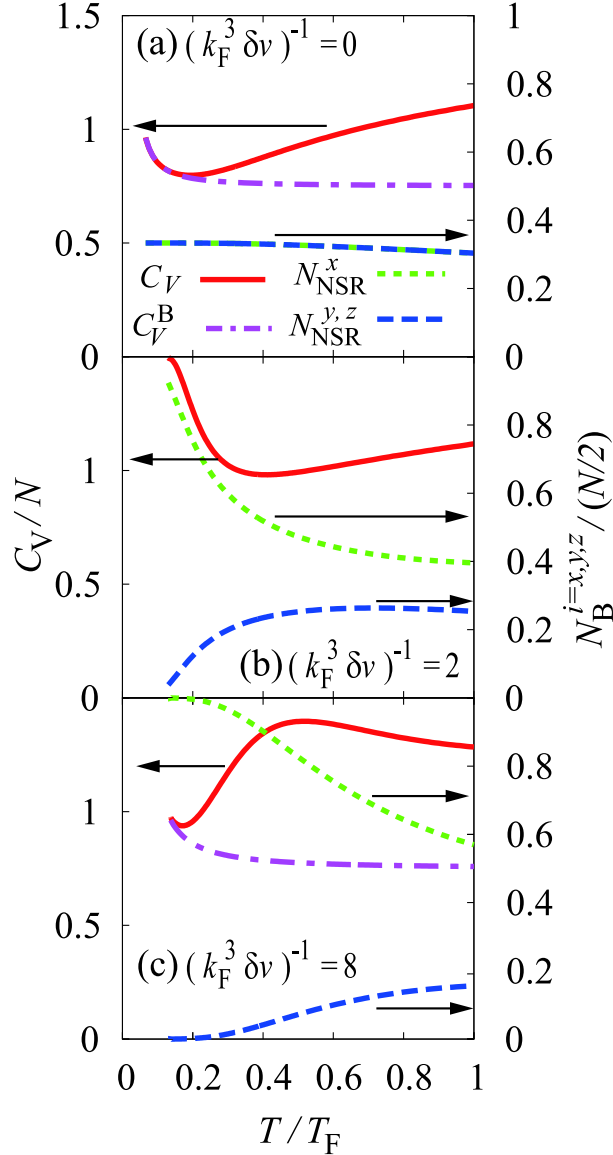


Fig. 5. (Color online) Relation between the temperature dependence of $C_V(T)$ and the number $N_B^{i=x,y,z}$ of p_i -wave molecular bosons in the strong-coupling regime ($(k_F^3 \delta v)^{-1} = 15$). $C_V(T)$ in panel (a) and (c) is the specific heat of an ideal Bose gas with $(N_B^x, N_B^y, N_B^z) = (N/6, N/6, N/6)$ and with $(N/2, 0, 0)$, respectively (Note that these two cases give the same value of the specific heat at T_c .)

temperature dependence only gives small values of $C_V^{(2)}$. As a result, $C_V(T)$ again decreases with decreasing the temperature, leading to the hump structure around $T/T_F \simeq 0.5$ ($\equiv T_{\text{hump}}$) in Fig. 5(c). Since the region near T_c is well described by an ideal Bose gas with $N/2$ p_x -wave molecules, $C_V(T)$ also exhibits a dip structure at $T/T_F \simeq 0.2$, reflecting the behavior of C_V^B in the ideal Bose gas near T_c , as shown in Fig. 5(c).

Figure 6 summarizes two dip temperatures T_{dip} , as well as the hump temperature T_{hump} , determined from the temperature dependence of the specific heat $C_V(T)$ in the strong-

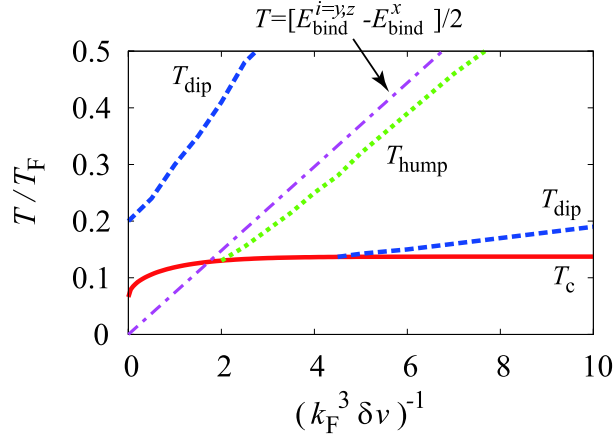


Fig. 6. (Color online) Characteristic temperatures T_{dip} , and T_{hump} in the strong-coupling regime. We take $(k_F^3 v_x)^{-1} = 15$. For the definitions of these temperatures, see the text. The dashed-dotted line shows half the energy difference $\Delta E = E_{\text{bind}}^{i=y,z} - E_{\text{bind}}^x$.

coupling regime $((k_F^3 v_x)^{-1} = 15 \gg 1)$. In this case, the molecular binding energy is evaluated as $E_{\text{bind}}^x = 2\varepsilon_F$ (where ε_F is the Fermi energy). Thus, the system is considered to be dominated by tightly bound p -wave molecules in the temperature region shown in Fig. 6. While the three kinds of p_i -wave molecules ($i = x, y, z$) are nearly equally populated above T_{dip} , the p_x -wave component gradually becomes dominant below T_{dip} . Below the lower dip temperature near T_c , the system may be viewed as an ideal Bose gas of $N/2$ p_x -wave wave molecules. The characteristic energy scale in this continuous change from a “three-component” Bose gas to a “one-component” Bose gas is given by the energy difference $\Delta E = E_{\text{bind}}^{i=y,z} - E_{\text{bind}}^x$ between the higher and lower molecular bound states. Indeed, Fig. 6 shows

$$T_{\text{hump}} \simeq \frac{\Delta E}{2}. \quad (26)$$

This result is consistent with the peak temperature of the specific heat in a simple two-level system with the energy difference ΔE ($\gg T$).⁵⁵⁾ Here we note that, since within the NSR theory the molecular-molecular interaction is not taken into account, this population imbalance among the three components of the p -wave molecular boson is not induced by the boson-boson interaction, but by thermally transferring from the high-energy p_y and p_z -wave states to the low-energy p_x -wave states as decreasing temperature, due to the binding energy difference ΔE .

Although T_{dip} and T_{hump} are merely crossover temperatures without being accompanied by any phase transition, it is still interesting to plot them in the phase diagram of a p -wave interaction Fermi gas (Fig. 7), to understand normal state properties of a p -wave interacting

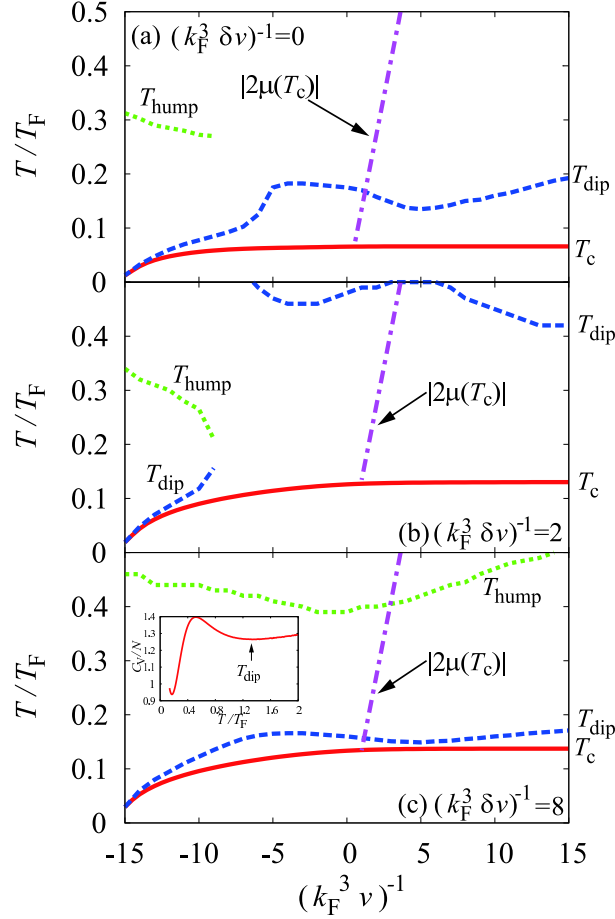


Fig. 7. (Color online) Characteristic temperatures T_{dip} and T_{hump} drawn in the phase diagram of a uniaxially anisotropic p -wave interacting Fermi gas, in terms of the p -wave interaction strength and the temperature. We also plot $|2\mu(T_c)|$ in the strong-coupling regime when $\mu(T_c) < 0$, which physically gives a characteristic temperature below which two-body bound molecules are gradually formed, overwhelming thermal dissociation. The inset in panel (c) shows $C_V(T)$ when $(k_F^3 v_x)^{-1} = 15$ and $(k_F^3 \delta v)^{-1} = 8$, to show the magnitude of higher dip temperature.

Fermi gas, especially in the strong-coupling regime. When $\mu/\varepsilon_F \ll -1$ in this regime, the T_c equation (16) is reduced to

$$1 = U_x \sum_p \frac{(\gamma_p^x)^2}{2\varepsilon_p + 2|\mu(T_c)|}, \quad (27)$$

which is just the same form as the equation for a two-body bound state with the binding energy $E_{\text{bind}}^x = -2|\mu(T_c)|$. Thus, the line “ $2|\mu(T_c)|$ ” in Fig. 7 physically gives a characteristic temperature around which two-body p -wave bound molecules appear, overwhelming thermal dissociation.¹⁷⁾

When $\delta v^{-1} = 0$, Fig. 7(a) shows that two-body bound molecules are gradually formed

with decreasing the temperature in the right side of the $2|\mu(T_c)|$ -line. Below T_{dip} , the system becomes close to an ideal Bose gas with three kinds of $N/6$ p -wave molecules, in the sense that $C_V(T)$ agrees well with the specific heat in this ideal Bose gas.

The dip temperature in the strong-coupling side increases to $T_{\text{dip}} = 0.4 \sim 0.5T_F$, when $(k_F^3 \delta v)^{-1} = 2$ (see Fig. 7(b)). In this case, while the three p_i -wave molecules ($i = x, y, z$) are nearly equally populated in the right side of the dashed-dotted line above T_{dip} , the p_x -wave component gradually become dominant below T_{dip} . However, the molecular transitions to the p_x -wave state from the p_y - and p_z -wave state do not complete even at T_c , so that the region where $C_V(T)$ can be described by the specific heat in an ideal Bose gas does not exist in this case. Such a region is obtained when one further increases the anisotropy parameter δv^{-1} , as shown in Fig. 7(c). In this figure, the hump temperature $T_{\text{hump}} \sim \Delta E = [E_{\text{bind}}^{i=y,z} - E_{\text{bind}}^x]/2$ appears below the dip temperature ($T_{\text{dip}} \simeq 1.2T_F$, see the inset in this panel). In addition, we obtain the second dip temperature near T_c , below which the system may be viewed as an ideal Bose gas with $N/2$ p_x -wave molecules.

As discussed in our previous papers,^{45,46)} the low temperature region ($T \lesssim T_{\text{dip}}$) in the weak-coupling side ($(k_F^3 v_x)^{-1} < 0$) in Fig. 7(a) is dominated by p -wave pairing fluctuations, leading to the enhancement of $C_V(T)$. On the other hand, the hump temperature $T_{\text{hump}} = 0.2 \sim 0.3T_F$ in the weak-coupling side in Fig. 7(a) originates from the enhancement of C_V by anomalous particle-particle scatterings into p -wave molecular excitations.⁴⁵⁾ When $(k_F^3 \delta v)^{-1} = 2$, Fig. 7(b) shows that, while this hump temperature remains, the dip temperature exhibits a discontinuity at $(k_F^3 v_x)^{-1} \sim -8$ within the numerical accuracy. As seen in Fig. 4(a), because the uniaxial anisotropy of the p -wave interaction is not crucial in the weak-coupling regime, T_{dip} in the region $(k_F^3 v_x)^{-1} \lesssim -8$ in Fig. 7(b) is considered to have the same physical meaning as in the case of panel (a). On the other hand, T_{dip} in the region $(k_F^3 v_x)^{-1} \gtrsim -8$ smoothly connects to T_{dip} obtained in the strong-coupling side. Thus, although a two-body bound state is absent in the weak-coupling side, T_{dip} around $-8 \lesssim (k_F^3 v_x)^{-1} \lesssim 0$ in Fig. 7(b), as well as T_{hump} in the weak-coupling side of Fig. 7(c), may be associated with an imbalance effect among three p_i -wave Cooper channels ($i = x, y, z$). In this regard, we point out that the spectrum of the analytic continued particle-particle scattering matrix in Eq. (13) is known to still have a sharp peak along the molecular kinetic energy in Eq. (18) with $E_{\text{bind}}^i = 0$, even in the weak-coupling regime.⁵³⁾ Although we need further analyses to clarify background physics of T_{dip} and T_{hump} around $T = 0.4 \sim 0.5T_F$ in the weak-coupling side of Figs. 7(b) and (c), this fact makes us expect that they may have similar physical meanings to those in the strong-coupling side.

When $(k_F^3 \delta v)^{-1} = 8$ shown in Fig. 7(c), the system is dominated by p_x -wave pairing fluctuations near T_c , so that T_{dip} in the weak-coupling side near T_c may be safely regarded as the characteristic temperature below which p_x -wave pairing fluctuations enhance $C_V(T)$.

5. Summary

To summarize, we have discussed normal state properties of an ultracold Fermi gas and effects of uniaxial anisotropy ($U_x > U_y = U_z$) of a p -wave pairing interaction. In particular, we have dealt with the specific heat $C_V(T)$ at constant volume, as an example of observable thermodynamic quantity in this system. Including p -wave pairing fluctuations within the framework of the strong-coupling theory developed by Nozières and Schmitt-Rink, we have clarified how $C_V(T)$ is affected by the uniaxial anisotropy of the p -wave interaction, from the weak- to strong-coupling regime.

At T_c , we showed that, while the uniaxial anisotropy is not crucial for C_V in the weak-coupling regime, it is largely enhanced in the strong-coupling regime when $(k_F \delta v)^{-1} \simeq 1$. This is because T_c in this case is comparable to the energy difference between the binding energies $E_{\text{bind}}^{i=y,z}$ in the p_y - and p_z -wave channels and the binding energy E_{bind}^x ($< E_{\text{bind}}^{i=y,z}$) in the p_x -wave channel, so that molecular transitions from the former two states to the latter with decreasing the temperature lead to the enhancement of $C_V(T_c)$. Such an effect is absent when $\delta v^{-1} = 0$ and $(k_F^3 \delta v)^{-1} \gg 1$. In these cases, $C_V(T_c)$ in the strong-coupling regime are simply described by the specific heat in an ideal Bose gas mixture with three kinds of $N/6$ p -wave molecules and a one-component ideal Bose gas consisting of $N/2$ p_x -wave molecules, respectively (where N is the number of Fermi atoms).

We also clarified that the above-mentioned molecular transition also affects the behavior of $C_V(T)$ above T_c , especially in the strong-coupling side ($(k_F^3 v_x)^{-1} \geq 0$). In this regime, with decreasing the temperature, we showed that $C_V(T)$ exhibits a dip structure at the temperature T_{dip} , around which the population imbalance starts to occur among p_i -wave molecules ($i = x, y, z$) (that have already been formed at $T \sim 2|\mu| > T_{\text{dip}}$). With further decreasing the temperature, $C_V(T)$ exhibits a hump structure at $T \sim [E_{\text{bind}}^{i=y,z} - E_{\text{bind}}^x]/2$. When most molecules occupy the lowest p_x -wave state, $C_V(T)$ again shows a dip structure, below which the temperature dependence is well described by the specific heat in an ideal Bose gas with $N/2$ p_x -wave molecules. Our results indicate that $C_V(T)$ is a useful thermodynamic quantity to see the molecular character in the strong-coupling regime of a p -wave interacting Fermi gas, when the interaction possesses a uniaxial anisotropy.

The dip temperature T_{dip} (which gives the onset of the population imbalance among the

three p -wave molecules), as well as the hump temperature T_{hump} (which is comparable to half the energy difference between the binding energies $\Delta E = [E_{\text{bind}}^{i=y,z} - E_{\text{bind}}^x]/2$), obtained in the strong-coupling side continue to exist in the weak-coupling side ($((k_F v_x)^{-1} \leq 0)$). In this regime, a two-body bound molecule no longer exists, so that it is still unclear whether or not the physical interpretations for T_{dip} and T_{hump} obtained in the strong-coupling regime are also valid for the weak-coupling case, which remains as our future problem. However, the known fact that the p -wave pair correlation function still has a sharp spectral peak along the molecular dispersion even in the weak-coupling regime^{53,54)} implies validity of the interpretations obtained in the strong-coupling side to the weak-coupling side to some extent.

In the weak-coupling regime, we also obtained another dip temperature near T_c , below which p -wave pairing fluctuations become strong, leading to the enhancement of C_V .

Since the discovery of the splitting of a p -wave Feshbach resonance in a ^{40}K Fermi gas,²⁶⁾ the importance of the associated uniaxially anisotropic p -wave pairing interaction has mainly been discussed in the context of multi-superfluid phase below T_c . Of course, the realization of a p -wave superfluid state is the most important issue in the study of p -wave interacting Fermi gases. However, at present, this challenge is facing serious difficulties, such as three-body loss,^{56,57)} as well as dipolar relaxation.³²⁾ Thus, as an alternative approach to this non- s -wave system, it would also be a useful strategy to start from the study of normal state properties above T_c . Since the specific heat has recently become observable in cold Fermi gas physics, our results would contribute to the further development of research on p -wave interacting Fermi gases, when the interaction is uniaxially anisotropic.

Acknowledgments

YO thanks T. Mukaiyama for useful discussions on the stability of a p -wave interacting Fermi gas. This work was supported by KiPAS project in Keio University. DI was supported by Grant-in-aid for Scientific Research from JSPS in Japan (No.JP16K17773). YO was supported by Grant-in-aid for Scientific Research from MEXT and JSPS in Japan (No.JP15H00840, No.JP15K00178, No.JP16K05503).

References

- 1) C. Chin, R. Grimm, P. Julienne, and E. Tiesinga, *Rev. Mod. Phys.* **82**, 1225 (2010).
- 2) E. Timmermans, K. Furuya, P. W. Milonni, and A. K. Kerman, *Phys. Lett. A* **285**, 228 (2001).
- 3) C. A. Regal, M. Greiner, and D. S. Jin, *Phys. Rev. Lett.* **92**, 040403 (2004).
- 4) M. W. Zwierlein, C. A. Stan, C. H. Schunck, S. M. F. Raupach, A. J. Kerman, and W. Ketterle, *Phys. Rev. Lett.* **92**, 120403 (2004).
- 5) J. Kinast, S. L. Hemmer, M. E. Gehm, A. Turlapov, and J. E. Thomas, *Phys. Rev. Lett.* **92**, 150402 (2004).
- 6) M. Bartenstein, A. Altmeyer, S. Riedl, S. Jochim, C. Chin, J. Hecker Denschlag, and R. Grimm, *Phys. Rev. Lett.* **92**, 203201 (2004).
- 7) D. M. Eagles, *Phys. Rev.* **186**, 456 (1969).
- 8) P. Nozières and S. Schmitt-Rink, *J. Low. Temp. Phys.* **59**, 195 (1985).
- 9) M. Randeria, in *Bose-Einstein Condensation*, ed. by A. Griffin, D. W. Snoke, and S. Stringari (Cambridge University Press, N.Y., 1995), p. 355.
- 10) C. A. R. Sá de Melo, M. Randeria, and R. Engelbrecht, *Phys. Rev. Lett.* **71**, 3202 (1993).
- 11) R. Haussmann, *Phys. Rev. B* **49**, 12975 (1994).
- 12) A. J. Leggett, *Quantum Liquids*, (Oxford University Press, N.Y., 2006).
- 13) Y. Ohashi and A. Griffin, *Phys. Rev. Lett.* **89**, 130402 (2002).
- 14) R. Haussmann, M. Punk, and W. Zwerger, *Phys. Rev. A* **80**, 063612 (2009).
- 15) H. Hu, X.-J. Liu, P. D. Drummond, and H. Dong, *Phys. Rev. Lett.* **104**, 240407 (2010).
- 16) A. Perali, P. Pieri, G. C. Strinati, and C. Castellani, *Phys. Rev. B* **66**, 024510 (2002).
- 17) S. Tsuchiya, R. Watanabe, and Y. Ohashi, *Phys. Rev. A* **80**, 033613 (2009).
- 18) S. Tsuchiya, R. Watanabe, and Y. Ohashi, *Phys. Rev. A* **84**, 043647 (2011).
- 19) P. van Wyk, H. Tajima, R. Hanai, Y. Ohashi, *Phys. Rev. A* **93**, 013621 (2016).
- 20) J. T. Stewart, J. P. Gaebler, and D. S. Jin, *Nature* **454**, 744 (2008).
- 21) J. P. Gaebler, J. T. Stewart, T. E. Drake, D. S. Jin, A. Perali, P. Pieri, and G. C. Strinati, *Nature Physics*, **6**, 569 (2010).
- 22) M. Feld, B. Fröhlich, E. Vogt, M. Koschorreck, and M. Köhl, *Nature* **480**, 75 (2011).

- 23) Y. Sagi, T. E. Drake, R. Paudel, R. Chapurin, and D. S. Jin Phys. Rev. Lett. **114**, 075301 (2015).
- 24) C. Sanner, E. J. Su, A. Keshet, W. Huang, J. Gillen, R. Gommers, and W. Ketterle, Phys. Rev. Lett. **106**, 010402 (2011).
- 25) H. Tajima, T. Kashimura, R. Hanai, R. Watanabe, and Y. Ohashi, Phys. Rev. A **89**, 033617 (2014).
- 26) C. Ticknor, C. A. Regal, D. S. Jin, and J. L. Bohn, Phys. Rev. A **69**, 042712 (2004).
- 27) C. A. Regal, C. Ticknor, J. L. Bohn, and D. S. Jin, Phys. Rev. Lett. **90**, 053201 (2003).
- 28) C. A. Regal, C. Ticknor, J. L. Bohn, and D. S. Jin, Nature (London) **424**, 47 (2003).
- 29) J. Zhang, E. G. M. van Kempen, T. Bourdel, L. Khaykovich, J. Cubizolles, F. Chevy, M. Teichmann, L. Tarruell, S. J. J. M. F. Kokkelmans, and C. Salomon, Phys. Rev. A **70**, 030702(R) (2004).
- 30) C. H. Schunck, M. W. Zwierlein, C. A. Stan, S. M. F. Raupach, W. Ketterle, A. Simoni, E. Tiesinga, C. J. Williams, and P. S. Julienne, Phys. Rev. A **71**, 045601 (2005).
- 31) K. Günter, T. Stöferle, H. Moritz, M. Köhl, and T. Esslinger, Phys. Rev. Lett. **95**, 230401 (2005).
- 32) J. P. Gaebler, J. T. Stewart, J. L. Bohn, and D. S. Jin, Phys. Rev. Lett. **98**, 200403 (2007).
- 33) Y. Inada, M. Horikoshi, S. Nakajima, M. Kuwata-Gonokami, M. Ueda, and T. Mukaiyama, Phys. Rev. Lett. **101**, 100401 (2008).
- 34) J. Fuchs, C. Ticknor, P. Dyke, G. Veeravalli, E. Kuhnle, W. Rowlands, P. Hannaford, and C. J. Vale, Phys. Rev. A **77**, 053616 (2008).
- 35) T. Nakasuji, J. Yoshida, and T. Mukaiyama, Phys. Rev. A **88**, 012710 (2013).
- 36) R. A. W. Maier, C. Marzok, and C. Zimmermann, and Ph. W. Courteille, Phys. Rev. A **81**, 064701 (2010)
- 37) V. Gurarie, L. Radzihovsky, and A. V. Andreev, Phys. Rev. Lett. **94**, 230403 (2005).
- 38) V. Gurarie, L. Radzihovsky, Ann. Phys. **322**, 2 (2007).
- 39) D. Inotani, and Y. Ohashi, Phys. Rev. A **92**, 063638 (2015).
- 40) D. Vollhardt and P. Wölfle, *The Superfluid Phases of Helium 3* (Taylor & Francis, N.Y., 2002).
- 41) G. Bruls, D. Weber, B. Wolf, P. Thalmeier, and B. Luthi, Phys. Rev. Lett. **65**, 2294 (1990).

- 42) M. Sigrist, and K. Ueda, Rev. Mod. Phys. **63**, 239 (1991).
- 43) F. Chevy, E. G. M. van Kempen, T. Bourdel, J. Zhang, L. Khaykovich, M. Teichmann, L. Tarruell, S. J. J. M. F. Kokkelmans, and C. Salomon, Phys. Rev. A **71**, 062710 (2005).
- 44) M. J. H. Ku, A. T. Sommer, L. W. Cheuk, and M. W. Zwierlein, Science **335**, 563 (2012).
- 45) D. Inotani, P. van Wyk, and Y. Ohashi, arXiv:1610.04860.
- 46) D. Inotani, P. van Wyk, and Y. Ohashi, arXiv:1610.08598.
- 47) Y. Ohashi, Phys. Rev. Lett. **94**, 050403 (2005).
- 48) T. L. Ho and R. B. Diener, Phys. Rev. Lett. **94**, 090402 (2005).
- 49) S. S. Botelho and C. A. R. Sá de Melo, J. Low Temp. Phys. **140**, 409 (2005).
- 50) M. Iskin and C. A. R. Sá de Melo, Phys. Rev B **72**, 224513 (2005).
- 51) M. Iskin and C. A. R. Sá de Melo, Phys. Rev. Lett. **96**, 040402 (2006).
- 52) C.-H. Cheng and S.-K. Yip, Phys. Rev. Lett. **95**, 070404 (2005), Phys. Rev. B **73**, 064517 (2006).
- 53) D. Inotani, R. Watanabe, M. Sigrist, Y. Ohashi, Phys. Rev. A. **85**, 053628 (2012).
- 54) D. Inotani, M. Sigrist, Y. Ohashi, J. Low Temp. Phys. **171**, 376 (2013).
- 55) We briefly note that the discussion here is somehow different from that around Eq. (22). While the former discussion considers the case above T_c for a given value of the anisotropy parameter (leading to $T_{\text{hump}} \simeq \Delta E/2$), the latter treats the situation along the T_c -line in Fig. 7 (leading to $T_c \simeq \Delta E$ around the hump structure seen in Fig. 2(b)). However, apart from the difference by the factor 1/2, the background physics that molecular excitations play an essential role is the same between the two cases.
- 56) M. Jona-Lasinio, L. Pricoupenko, and Y. Castin, Phys. Rev. A **77**, 043611 (2008).
- 57) J. Levinsen, N. R. Cooper, and V. Gurarie, Phys. Rev. A **78**, 063616 (2008).