

Fundamental Constant Observational Bounds on the Variability of the QCD Scale

Rodger I. Thompson^{1*}

¹*Steward Observatory, University of Arizona, Tucson, AZ 85721, USA*

Accepted xxxx. Received xxxx; in original form xxxx

ABSTRACT

Many physical theories beyond the Standard Model predict time variations of basic physics parameters. Direct measurement of the time variations of these parameters is very difficult or impossible to achieve. By contrast, measurements of fundamental constants are relatively easy to achieve, both in the laboratory and by astronomical spectra of atoms and molecules in the early universe. In this work measurements of the proton to electron mass ratio μ and the fine structure constant α are combined to place mildly model dependent limits on the fractional variation of the Quantum Chromodynamic Scale and the sum of the fractional variations of the Higgs Vacuum Expectation Value and the Yukawa couplings on time scales of more than half the age of the universe. The addition of another model parameter allows the fractional variation of the Higgs VEV and the Yukawa couplings to be computed separately. Limits on their variation are found at the level of less than 5×10^{-5} over the past seven gigayears. A model dependent relation between the expected fractional variation of α relative to μ tightens the limits to 10^{-7} over the same time span. Limits on the present day rate of change of the constants and parameters are then calculated using slow roll quintessence. A primary result of this work is that studies of the dimensionless fundamental constants such as α and μ , whose values depend on the values of the physics parameters, are excellent monitors of the limits on the time variation of these parameters.

Key words: (cosmology:) cosmological parameters – dark energy – theory – early universe .

1 INTRODUCTION

Even though confirmation of the Higgs Boson (Aad et al. 2012; Chatrchyan, S. et al. 2012) and the detection of gravitational waves (Abbott et al. 2016) provide support for the Standard Model of physics and General Relativity there are significant efforts to move beyond these theories. A common prediction of many of these efforts is a time variation of basic physics parameters such as the Quantum Chromodynamic Scale, Λ_{QCD} , the Higgs Vacuum Expectation Value, ν and the Yukawa couplings, h , eg. (Campbell and Olive 1995; Calmet and Fritzsch 2002; Langacker et al. 2002; Langacker 2004; Dine et al. 2003; Chamoun et al. 2007; Coc et al. 2007; Dent 2008; Uzan 2011). Detection of a variation of these parameters would be a sure sign of physics beyond the Standard Model while confirmation of their stability is consistent with the Standard Model. The values of two dimensionless fundamental constants, the fine structure constant α and the proton to electron mass ratio μ are functions of

Λ_{QCD} , ν and h therefore any variation of the parameters produces a variation of α and μ .

Reports of a possible time variation of α (Webb et al. 2001) initiated investigations of the dependence of α and μ on Λ_{QCD} , ν and h (Calmet and Fritzsch 2002; Langacker et al. 2002; Langacker 2004; Dine et al. 2003). These studies mostly concentrated on the dependence of α and μ on the leading term, Λ_{QCD} . Later work by Coc et al. (2007) included the dependence on ν and h as well. This forms the basis of the relations developed in section 3 which is an extension of the analysis in Thompson (2016). Whereas the previous works were centered on predicting changes in α and μ from changes in Λ_{QCD} , ν and h this work centers on the bounds on time variability of Λ_{QCD} , ν and h from constraints on the time variability of α and μ . These constraints come from astronomical observations of the value of α and μ in the early universe over time scales on the order of the age of the universe. To date there have been no uncontested observations of a change in either μ or α .

Section 2 discusses the current astronomical observations of μ and α with a concentration on the observations

* E-mail: rit@email.arizona.edu (RIT)

that provide the tightest constraint on a variation of those constants. The relationship between the physical parameters, Λ_{QCD}, ν, h and the fundamental constants μ and α is developed in section 3. Section 4 develops the observational constraints on Λ_{QCD} and the combination $\nu + h$, with model dependent constraints on ν and h independently. The model of Coc et al. (2007) is examined in section 5 and the constraints on the fractional variation of Λ_{QCD} . ν and h for the model are calculated. Also a model dependent limit on the variation of α based on the observational limit on the variation of μ is considered. The limits on evolution of the parameters in thawing and freezing forms of a quintessence cosmology are calculated in section 6. Section 7 discusses the constraints on the evolution of the parameters from the observational and model dependent constraints on the constants. Limits on the present day rates of change of the parameters and constants are also calculated in this section. Section 8 discusses the direction of possible future observations and the conclusions are given in Section 9.

2 OBSERVATIONS

The values of the fundamental constants μ and α are measured via astronomical spectroscopic observations of molecular and atomic lines, generally in absorption. The absorbing systems can be at significant redshifts giving time bases that are large fractions of the age of the universe. The measured fractional variation is then $(c_z - c_0)/c_0$ where c_z is the observed value of a constant c at the redshift of the observation and c_0 is the present day value of c measured in the laboratory. Below, the observations for μ and α are discussed separately. In each case the most stringent limit on a time variation of the constant is utilized in this work.

2.1 The proton to electron mass ratio μ observations

The wavelengths of atomic absorption lines are relatively insensitive to variations μ but molecular lines are good monitors of μ (Thompson 1975). Approximately twelve quasar spectra show absorption lines of molecular hydrogen produced in cold gas clouds along the line of sight to the quasar. At redshifts beyond 2 the absorption lines are redshifted from the ultra-violet into the visible wavelengths which are observable with large ground based telescopes and spectrometers such as UVES at the VLT and HIRES at Keck. Each line has a unique shift that depends on the quantum numbers of the upper and lower states that separates the μ shift from a redshift. Accuracies on $\Delta\mu/\mu$ in the range of a few times 10^{-6} have been achieved with this method, eg. King et al. (2011).

The H_2 lines are due to the Lyman and Werner electronic transitions. Changes in μ most strongly affect the rotational and vibrational energies therefore the large electronic energies dilute the fractional change in wavelength. Recently high precision radio observations of molecules in their ground electronic and vibrational states have produced order of magnitude more stringent constraints on a time variation of μ . The methanol (Jansen et al. 2011; Levshakov et al. 2011) and ammonia (Flambaum and Kozlov 2007) molecules are very sen-

sitive to μ variations. Observations of methanol lines in PKS1830-211 at a redshift of 0.88582 by Bagdonaite et al. (2013) and Kanekar et al. (2015) have restricted $\Delta\mu/\mu$ to $(-2.9 \pm 5.7) \times 10^{-8}$ where the error is the combined statistical and systematic 1σ error. Concerns about common lines of sight have increased the error to $\pm 1.0 \times 10^{-7}$ which is the constraint on the variation of μ used in this work. The redshift of this observation is relatively low compared to the α observations, but the look back time is 57% of the age of a flat universe with $\Omega_m = 0.3$ and $H_0 = 70$. The bound is equivalent to a linear time evolution of less than $\pm 7.88 \times 10^{-18}$ per year as compared to current atomic clock measurements of $\pm 1.1 \times 10^{-16}$ per year (Godum et al. 2014). See, however, section 7.3 for more realistic evolution models.

2.2 The fine structure constant α observations

The α observations are primarily astronomical optical spectroscopy of atomic fine structure. There are several hundred high resolution and several thousand lower resolution spectra of high redshift fine structure transitions. There are also reports of both a temporal and a spatial variation of α (Webb et al. 2001, 2011) based on several sets of fine structure multiplets. More recent observations, (Murphy et al. 2016; Molaro et al. 2013) however, have not verified these reports. In particular Murphy et al. (2016) attribute the reports of a variation of α to known errors in wavelength calibration. For the purposes of this work we take the Murphy et al. (2016) results as the primary set of observations and conclude that there is no validated variation of α .

The new limits on $\Delta\alpha/\alpha$ in Murphy et al. (2016) derive from observations of zinc and chromium absorption lines that have a high sensitivity to changes in α for 9 quasar absorption systems. Three systems were observed with both HIRES and UVES for a total of 12 independent observations. The weighted mean of these observations give $\frac{\Delta\alpha}{\alpha} = 0.4 \pm 1.7 \times 10^{-6}$ at the 1σ level where the error is the rms of the statistical and systematic errors. This is a significantly lower constraint than the reported variation by Webb et al. (2011) of $\approx -6.4 \pm 1.2 \times 10^{-6}$ and consistent with no change in α . The average redshift of the 12 observations is 1.54 which is a look back time of 9.4 gigayears or roughly 70% of the age of the universe. The bound is equivalent to a linear time evolution of less than $\pm 1.8 \times 10^{-16}$ per year which is a factor of 10 less restrictive than the current laboratory limit (Godum et al. 2014) of $\pm 2.1 \times 10^{-17}$ per year. These observations are chosen as the primary observation set since the majority of the observations (63 hours) were new observations with tight wavelength control. The remaining are archival observations (38 hours) with both UVES and HIRES.

3 RELATING THE PHYSICAL PARAMETERS TO THE FUNDAMENTAL CONSTANTS

Having established the astronomical observational constraints on the time variation of μ and α the functional relationship between variations in the constants and variations in Λ_{QCD}, ν and h are established next. Although a variation

of the physical parameters is allowed in this study, the dependence of the constants on the parameters in the Standard Model is maintained. Under this assumption any variation of a fundamental constant requires a variation of the physics parameters that determine its value and vice versa. The discussion here follows the discussions in Coc et al. (2007) and Thompson (2016) with an additional treatment of model dependent constraints on the time variation of Λ_{QCD} , ν and h individually.

3.1 The proton to electron mass ratio μ relations

The proton to electron mass ratio μ is probably the most obvious example of a relationship between a fundamental constant and the physics parameters. The fractional variation of μ is

$$\frac{d\mu}{\mu} = \frac{dm_p}{m_p} - \frac{dm_e}{m_e} \quad (1)$$

A variation of μ requires a variation of the parameters that determine the mass of the proton and the mass of the electron. The electron, as an elementary particle, by definition depends on the Higgs VEV and the electron Yukawa coupling as $m_e = h_e \nu$ therefore

$$\frac{dm_e}{m_e} = \frac{dh_e}{h_e} + \frac{d\nu}{\nu} \quad (2)$$

The proton is not an elementary particle and its mass is a function of Λ_{QCD} , ν and the Yukawa couplings of the up and down quarks in the form $(\Lambda_{QCD})^a (\nu h)^b$ where h refers to the quark Yukawa couplings and a and b are scalars of order unity. Since the units of this combination must be a mass the sum of the powers a and b must equal one for the proper dimensionality unless some other dimensional quantity has not been taken into account, from Coc et al. (2007) where $a = 0.76$ and $b = 0.24$. This leads to the expression

$$\frac{dm_p}{m_p} = a \frac{d\Lambda_{QCD}}{\Lambda_{QCD}} + b \left(\frac{dh}{h} + \frac{d\nu}{\nu} \right) \quad (3)$$

Combining (2) and (3) gives the expression for the fractional variation of μ as in Thompson (2016)

$$\frac{d\mu}{\mu} = a \frac{d\Lambda_{QCD}}{\Lambda_{QCD}} + (b-1) \left(\frac{dh}{h} + \frac{d\nu}{\nu} \right) \quad (4)$$

which uses the common assumption that the fractional variation of all of the Yukawa couplings are similar and represented by $\frac{dh}{h}$. If the condition that $(a+b) = 1$ is invoked the expression simplifies to

$$\frac{d\mu}{\mu} = a \left[\frac{d\Lambda_{QCD}}{\Lambda_{QCD}} - \left(\frac{dh}{h} + \frac{d\nu}{\nu} \right) \right] \quad (5)$$

From (5) a limit on the fractional variation of μ also limits a combination of the fractional variation of Λ_{QCD} , ν and h . An appeal to naturalness might yield a similar limit on the individual fractional variations but without more information no formal limits can be established. Since α also depends on the same parameters the limits on its variation can provide additional information.

3.2 The fine structure constant α relations

In Coc et al. (2007) the relation between the fractional change in α and the fractional change in the physical parameters is given by

$$\frac{d\alpha}{\alpha} = R^{-1} \left[\frac{d\Lambda_{QCD}}{\Lambda_{QCD}} - \frac{2}{9} \left(\frac{dh}{h} + \frac{d\nu}{\nu} \right) \right] \quad (6)$$

where it is again assumed that the fractional changes of the Yukawa couplings are similar. In (6) R is a model dependent scalar which Coc et al. (2007) assumes to be 36 but has a range of values in the literature. The factor of $2/9$ is also model dependent.

3.2.1 Some determinations of R

Various authors have used different models and assumptions to determine estimates for the value of R . One example is Dine et al. (2003) where the variation in α is produced by temporal changes of the GUT unification scale M_U . There R is given by

$$R = \frac{2\pi}{9\alpha} \frac{\Delta b_3}{\frac{5}{3}\Delta b_1 + \Delta b_2} \quad (7)$$

where the b_i are the beta function coefficients between a scale $Q < M_U$ and M_U . At the unification scale all of the beta functions are unified to b_U . Δb_i is defined as $\Delta b_i \equiv b_U - b_i$. The gauge couplings $\alpha_i(Q)$ ($i = 1, 2, 3$) are then given by

$$(\alpha_i(Q))^{-1} = (\alpha_U(M_U))^{-1} - \frac{b_i}{2\pi} \ln \left(\frac{Q}{M_U} \right) \quad (8)$$

The GUT scale M_U is allowed to change but $\alpha_U(M_{Pl})$ and M_{Pl} are held constant where M_{Pl} is the Planck mass.

At the unification scale R is given by

$$R = \frac{2\pi}{9\alpha} \frac{b_U + 3}{\frac{5}{3}b_U - 12} \quad (9)$$

As b_U becomes either positively or negatively large the value of R approaches 36, the value used in Coc et al. (2007).

4 CONSTRAINING Λ_{QCD}

Equations (4) or (5) and (6) provide two independent equations in the two unknowns $\frac{d\Lambda_{QCD}}{\Lambda_{QCD}}$ and the sum of the variations of the the Yukawa couplings and the Higgs VEV $(\frac{dh}{h} + \frac{d\nu}{\nu})$. These two equations are easily combined to eliminate one of the unknowns. Eliminating $(\frac{dh}{h} + \frac{d\nu}{\nu})$ yields

$$\frac{d\Lambda_{QCD}}{\Lambda_{QCD}} = \frac{d\alpha}{\alpha} \frac{(b-1)R}{[(b-1) - \frac{2}{9}a]} + \frac{d\mu}{\mu} \frac{2}{9[(b-1) - \frac{2}{9}a]} \quad (10)$$

which is a function of the model parameters R , a , and b . (10) simplifies if the condition $(a+b) = 1$ is invoked.

$$\frac{d\Lambda_{QCD}}{\Lambda_{QCD}} = \frac{9R}{7} \frac{d\alpha}{\alpha} - \frac{2}{7a} \frac{d\mu}{\mu} \quad (11)$$

A similar exercise to eliminate $\frac{d\Lambda_{QCD}}{\Lambda_{QCD}}$ gives a constraint on $(\frac{dh}{h} + \frac{d\nu}{\nu})$ of

$$\left(\frac{dh}{h} + \frac{d\nu}{\nu} \right) = \left(\frac{9}{7} \right) \left[R \frac{d\alpha}{\alpha} - \frac{1}{a} \frac{d\mu}{\mu} \right] \quad (12)$$

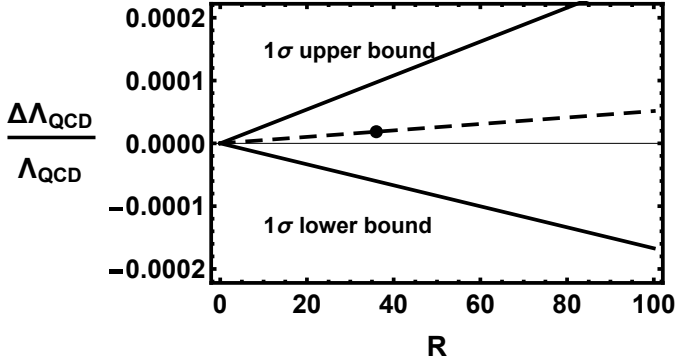


Figure 1. The figure indicates the 1σ variation of the limit on $\Delta\Lambda_{QCD}/\Lambda_{QCD}$ as a function of the model parameter R . The dashed line indicates the limit on $\Delta\Lambda_{QCD}/\Lambda_{QCD}$ if the measured value of the limits on $\Delta\alpha/\alpha$ and $\Delta\mu/\mu$ are used rather than the limits. The dot is at $R=36$ which is the example value. Note that although it is not apparent at the scale of the figure the limit on $\Delta\Lambda_{QCD}/\Lambda_{QCD}$ is not zero but rather the small last term in (13) that does not depend on R .

Note that the leading terms on the right hand side of (11) and (12) are identical. In the following the 1σ errors on the variation of μ ($\pm 10^{-7}$) and α ($\pm 1.7 \times 10^{-6}$) quoted in sections 2.1 and 2.2 are used to compute the limits on the variation of the physics parameters. It is assumed that the errors are plus or minus about zero and not offset by the measured values. Formally the errors are bounds at the lowest redshift, 0.8858 for $\Delta\mu/\mu$. At this redshift the error on the variation of α is probably lower than the value measured at the average redshift of 1.54 assuming a monotonic evolution in which the deviation of α from the present day value would be lower at the smaller redshift of the μ constraint. Rather than attempting to estimate the reduction the error quoted at the higher redshift is retained in the error budget. With these values the constraints on the fractional variation of the parameters imposed by the limits on the fractional variation of the constants are given by

$$\frac{d\Lambda_{QCD}}{\Lambda_{QCD}} \leq \pm(1.7 \times 10^{-6})\frac{9R}{7} \pm (1.0 \times 10^{-7})\frac{2}{7a} \quad (13)$$

and

$$\left(\frac{dh}{h} + \frac{d\nu}{\nu}\right) \leq \frac{9}{7}[\pm R(1.7 \times 10^{-6}) \pm (1.0 \times 10^{-7})\frac{1}{a}] \quad (14)$$

Figure 1 shows the variation of the limit on $\Delta\Lambda_{QCD}/\Lambda_{QCD}$ as a function of R .

The \pm in front of both terms in (13) and (14) recognize that the error terms can be either negative or positive. The total error is taken as the two terms in quadrature. For values of the model parameter R greater than unity the first term in (13) and (14) dominates the constraint due to the much tighter constraint on a variation of μ than for α . Establishing stricter observational constraints on $\Delta\alpha/\alpha$ therefore yields the most improvement of the time variation constraints on $\Delta\Lambda_{QCD}/\Lambda_{QCD}$ and $(\Delta\nu/\nu + \Delta h/h)$. Due to the dominant and identical first terms both parameters have the same limit. (14) is strictly a limit on the sum of $\Delta h/h$ and $\Delta\nu/\nu$. An appeal to naturalness could say that the limit ap-

plies to both quantities individually, but, as shown in § 4.1, the expected variation of ν is on the order of two magnitudes greater than the expected variation of the Yukawa couplings h .

4.1 Model dependent limits on h and ν individually

The standard model establishes a relationship between the Higgs VEV and the Yukawa couplings. As an example Coc et al. (2007) gives a relationship between the Higgs VEV ν and the Yukawa coupling for the top quark h_t as

$$\nu = M_{Pl} \exp\left(-\frac{8\pi^2 c}{h_t^2}\right) \quad (15)$$

where M_{Pl} is the Planck mass and c is a constant of order one. The variation of ν and h_t are then coupled by

$$\frac{d\nu}{\nu} = 16\pi^2 c \frac{dh}{h^3} = \frac{158c}{h^2} \frac{dh}{h} \approx 160 \frac{dh}{h} \quad (16)$$

where the last term assumes that c and h are of order unity Coc et al. (2007) and we have again assumed that $\frac{dh_t}{h_t} = \frac{dh}{h}$. In this case the time variation of the Higgs VEV is two orders of magnitude greater than the variation of the Yukawa couplings. Since the factor multiplying $\frac{\Delta h}{h}$ is model dependent (16) is often written simply as

$$\frac{d\nu}{\nu} = S \frac{dh}{h} \quad (17)$$

Using (17) in (12) yields

$$\frac{d\nu}{\nu} = \frac{9}{7} \frac{S}{(1+S)} \left[R \frac{\pm d\alpha}{\alpha} - \frac{1}{a} \frac{\pm d\mu}{\mu} \right] \quad (18)$$

Similarly the limit on dh/h is

$$\frac{dh}{h} = \pm \frac{9}{7} \frac{1}{(1+S)} \left[R \frac{\pm d\alpha}{\alpha} - \frac{1}{a} \frac{\pm d\mu}{\mu} \right] \quad (19)$$

Note that these equations are different from equation (36) in Coc et al. (2007) which was obtained by holding α constant rather allowing α to vary and using the observational constraints on both μ and α .

5 AN EXAMPLE MODEL

The constraints developed in section 4.1 are functions of the coefficients R , S , a and b which are set by the specific unification model employed. The model of Coc et al. (2007) is an example where the coefficients are $a = 0.76$, $b = 0.24$, $R = 36$ and $S = 160$. For this set of coefficients the first term or α term of the constraints dominates giving 1σ constraints on the parameters as

$$\Delta\Lambda_{QCD}/\Lambda_{QCD} \leq \pm 7.9 \times 10^{-5} \quad (20)$$

$$\Delta\nu/\nu \leq \pm 7.9 \times 10^{-5} \quad (21)$$

$$\Delta h/h \leq \pm 4.9 \times 10^{-7} \quad (22)$$

The look back time for the constraints is the average look back time of the α observations at a redshift of 1.54 equal to 9.4 gigayears or roughly 70% of the age of the universe.

5.1 Constraints with a Model Dependent $\Delta\alpha/\alpha$

The constraints used in section 5 are the observational constraints on the time variation of μ and α . These constraints, however, are not consistent with the example model. The constraint on a variation of μ is more than a factor of 10 below the constraint on α whereas the model predicts that $\frac{\Delta\alpha}{\alpha} \approx \frac{1}{aR} \frac{\Delta\mu}{\mu}$ which makes the common assumption that the QCD scale dominates the evolution of both α and μ and that the a coefficient in eqn. 5 is of order unity. Using $R = 36$ from the previous model yields a much lower limit on a variation of α such that $\frac{\Delta\alpha}{\alpha} \leq \pm 3.7 \times 10^{-9}$. The new model constraint is more than 450 times more restrictive than the observational constraint. Placing the new constraint into (11) yields

$$\frac{\Delta\Lambda_{QCD}}{\Lambda_{QCD}} \leq [\pm(3.7 \times 10^{-9}) \frac{9R}{7} \pm 10^{-7} \frac{2}{7a}] \leq \pm 1.8 \times 10^{-7} \quad (23)$$

Similar replacements in (18) and (19) yield constraints on the time variation of ν and h of

$$\frac{d\nu}{\nu} \leq (\frac{9}{7})(\frac{S}{S+1})(\pm R(3.7 \times 10^{-9}) - \frac{\pm 10^{-7}}{a}) \leq \pm 2.2 \times 10^{-7} \quad (24)$$

$$\frac{dh}{h} \leq (\frac{9}{7})(\frac{1}{S+1})[(\pm R(3.7 \times 10^{-9}) - \frac{\pm 10^{-7}}{a})] \leq \pm 1.3 \times 10^{-9} \quad (25)$$

Note that since the new limit on the variance of α is dependent on R and a eqns. 23 -25 are only valid for $R = 36$ and $a = 0.76$.

The new constraints on $\Delta\Lambda_{QCD}/\Lambda_{QCD}$ are significantly more restrictive than the observational constraints with a time scale of the look back time to the μ constraint at a redshift of 0.89 which is a little over 50% of the age of the universe rather than the 70% of the α observational constraint. In the constraint on the variation of Λ_{QCD} the α constraint is still the dominant term but the μ term is about a quarter of the α term and therefore contributes to the quadrature sum. In the constraints on $\Delta h/h$ and $\Delta\nu/\nu$ the α and μ constraints have roughly equal weight. Since the constraint on α in this model is set by the constraint on μ , the limits can be improved by providing a tighter constraint on the time variation of μ .

6 QUINTESSENCE EXAMPLE OF Λ_{QCD} EVOLUTION

In the previous sections the source of the time variation of the physics parameters was not considered. Here we examine a quintessence rolling scalar field as the source of dark energy. The coupling of the field to the QCD scale and the Higgs VEV is the source of their variation as well. In the following the evolution of Λ_{QCD} and ν is considered by calculating the evolution of μ and α and consequently through (11) and (18) the evolution of Λ_{QCD} and ν . By (17) the evolution of h is just $1/S$ times the evolution of ν .

Independently Calabrese et al. (2011) for α and Thompson (2012) for μ showed that for a rolling scalar field ϕ in a potential $V(\phi)$ with a quintessence dark energy equation of state

$$w = \frac{p_\phi}{\rho_\phi} = \frac{\dot{\phi}^2 - 2V(\phi)}{\dot{\phi}^2 + 2V(\phi)} \quad (26)$$

the variation of μ or the fine structure constant α is given by

$$\frac{\Delta x}{x} = \zeta_x \int_1^{a(z)} \sqrt{3\Omega_\phi(a)(w_{de}(a)+1)} a^{-1} da \quad (27)$$

The integral is over the scale factor a from its present day value of 1 to its value at the epoch of the observation $a(z)$. Ω_ϕ is the ratio of the dark energy density to the critical density. ζ_x ($x = \mu, \alpha$) is the strength of the coupling between the scalar field and μ or α . The variation in μ or α is determined by the trajectory of the cosmological parameter $w(a)$ and the magnitude of the new physics parameter ζ_x . Equation (11) then determines the variation of Λ_{QCD} as a function of the scale factor a .

Freezing (w evolves toward -1) and thawing (w evolves away from -1) quintessence models are used to limit the allowed cosmological evolution of Λ_{QCD} . The form of the equation of state is given by Dutta & Scherrer (2011) as

$$1 + w = \frac{1}{3} \lambda_0^2 [\frac{1}{\sqrt{\Omega_\phi}} - (\frac{1}{\Omega_\phi} - 1)(\tanh^{-1}(\sqrt{\Omega_\phi}) + C)]^2 \quad (28)$$

with

$$C = \pm \frac{\sqrt{3(1+w_i)\Omega_{\phi_i}}}{\lambda_0} \quad (29)$$

C is determined at an early epoch where $\Omega_\phi \ll 1$ in which case w_i and Ω_{ϕ_i} are given by eqn. 29 which is the limit of eqn. 28 for small Ω_ϕ . Inserting eqn. 28 and 30 into eqn. 29 shows that C is within 0.2% of the value of C put in eqn. 28 for all scale factors less than 0.1.

The value of λ_0 is set by the slow roll condition $\lambda^2 = (\frac{1}{V} \frac{dV}{d\phi})^2$ where the subscript 0 indicates its present value. Since it is assumed to be constant it is the value at all times. The dark energy density factor Ω_ϕ is given by

$$\Omega_\phi = [1 + (\Omega_{\phi_0}^{-1} - 1)a^{-3}]^{-1} \quad (30)$$

where Ω_{ϕ_0} is the current value of Ω_ϕ . Thawing solutions are given by the special case where $C = 0$, $w_i = -1$. A freezing case with $C = -1$ is used for comparison. A full discussion of these models is given by Thompson (2012). Note that the evolution of α in (27) is exactly similar to μ except for the value of the coupling constant $\zeta_{\mu,\alpha}$ which simply scales the evolution. The evolution of the fractional changes in μ and α are found by numerical integration of (27) with Mathematica using the functional forms of $(1+w)$ and Ω_ϕ given in (28) and (30). Normally there is a correction term in (30) of the form $\exp(3 \int_1^a \frac{(1+w(x))}{3} dx)$ but direct comparison of the cases considered here with and without the correction showed that the differences were negligible therefore the correction is ignored. In particular the current value of $w + 1$ for the thawing case is -0.0015, indistinguishable from 0.

The variables λ_0 and $\zeta_{\mu,\alpha}$ both multiply the integral in (27) and therefore scale the magnitude of the fractional change in μ and α but do not alter the shape of the trajectory. Both of these variables are considered constant in time and either one or both can be used to scale the changes to fit the observational constraints. In the discussion of the evolution Λ_{QCD} given below in section 7 λ_0 is fixed at 0.1, satisfying the slow roll condition on λ^2 , and all of the scaling is done by varying the couplings $\zeta_{\mu,\alpha}$. For a chosen value of C the couplings must be less than or equal to the coupling

Example	Cos.	$\Delta\alpha/\alpha$	$\Delta\mu/\mu$	ζ_α	ζ_μ
Obs.	Frz.	1.7E-6	1.0E-7	-1.3E-5	-1.3E-6
Limits	Thw.	1.7E-6	1.0E-7	-6.3E-5	-4.4E-6
Mod.	Frz.	3.7E-9	1.0E-7	-2.7E-8	-1.3E-6
Limits	Thw.	3.7E-9	1.0E-7	-1.4E-8	-4.4E-6

Table 1. The relevant parameters for each of the evolution examples. The entries in the cosmology (Cos.) column are Frz. for the freezing cosmology and Thw. for the thawing cosmology. The limits on $\Delta\alpha/\alpha$ and $\Delta\mu/\mu$ are at the observational redshifts of 1.54 and 0.885 respectively.

values that meet the constraints on $\Delta\mu/\mu$ and $\Delta\alpha/\alpha$ at the redshifts of the constraint.

7 LIMITS ON THE EVOLUTION OF Λ_{QCD}

The limits on the evolution of Λ_{QCD} are examined for two different cases. The first case uses the observational limits on $\frac{\Delta\mu}{\mu}$ and $\frac{\Delta\alpha}{\alpha}$ and the second case uses the model limit on $\frac{\Delta\alpha}{\alpha}$ in section 5.1 derived from the observed limit on $\frac{\Delta\mu}{\mu}$. In each case the couplings ζ_μ and ζ_α are adjusted to satisfy the observed or modeled 1σ limits on $\frac{\Delta\mu}{\mu}$ and $\frac{\Delta\alpha}{\alpha}$ for the freezing and thawing cosmologies at the redshifts of the constraints. The integral in (27) is then numerically integrated to calculate the fractional variations of μ and α at scale factors between 0.2 and 1 corresponding to redshifts between 4 and 0. Finally (11) calculates the trajectory of $\Delta\Lambda_{QCD}/\Lambda_{QCD}$ as a function of scale factor limited by the maximum allowed variation of μ and α at each scale factor. Table 1 shows the allowed variations of the constants and the appropriate coupling constants for each case. The calculations all use the example model parameter values for a , R , and S given in section 5 along with the assumption that $(a + b) = 1$.

7.1 Observationally Constrained Λ_{QCD} Evolution

Figure 2 shows the trajectories of $\Delta\alpha/\alpha$ and $\Delta\mu/\mu$ calculated with μ and α coupling constants that satisfy the observational constraints for both the freezing and thawing quintessence cosmologies. For illustration the positive constraints are used but the negative equivalent is achieved by flipping the sign of the coupling. It is clear that the significantly larger allowed error on $\Delta\alpha/\alpha$ along with the larger coefficient of the α term in (11) make the α term dominant in determining $\Delta\Lambda_{QCD}/\Lambda_{QCD}$. Figure 3 shows the freezing and thawing evolution of Λ_{QCD} calculated from the α and μ variations in fig. 2. This shows that the observationally constrained change in Λ_{QCD} is limited to a factor of $\approx 5.0 \times 10^{-5}$ between a scale factor of 0.4 and 1.0 for both the freezing and thawing cases. At a scale factor of 0.2 the freezing cosmology change can be on the order of 2.4×10^{-4} while the thawing change is limited to $\approx 8.5 \times 10^{-5}$.

7.2 Model Constrained Λ_{QCD} Evolution

Figure 4 shows that the model constrained limit on $\Delta\alpha/\alpha$ is significantly reduced by a factor of 1/27 relative to the $\Delta\mu/\mu$

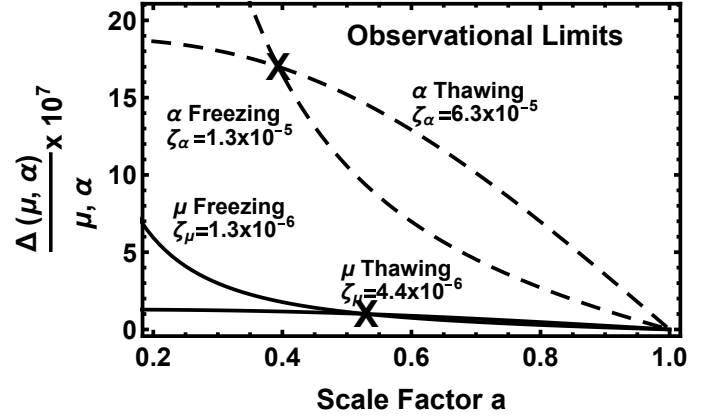


Figure 2. The evolution of $10^7 \Delta\alpha/\alpha$ (dashed line) and $10^7 \Delta\mu/\mu$ (solid line) for freezing and thawing cosmologies with ζ_μ and ζ_α set to observationally derived values given in the Obs. Limits rows of Table 1. The X symbols where the trajectories cross mark the 1σ limits on $\Delta\alpha/\alpha$ and $\Delta\mu/\mu$ which the trajectories must satisfy.

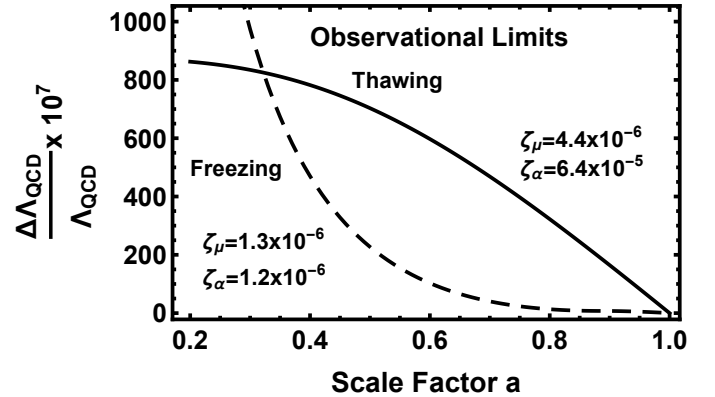


Figure 3. The evolution of $10^7 \Delta\Lambda_{QCD}/\Lambda_{QCD}$ for the freezing (dashed line) and thawing (solid line) cosmologies with ζ_μ and ζ_α set to observationally derived values given in the Obs. Limits rows of table 1.

evolution. As shown in Fig. 5 the model constrained case predicts very little Λ_{QCD} evolution with changes in Λ_{QCD} limited to $\approx \frac{\Delta\Lambda_{QCD}}{\Lambda_{QCD}} \leq 3 \times 10^{-7}$ between a scale factor of 0.2 and the present scale factor of 1. A scale factor of 0.2 is a redshift of 4.0 and a look back time of approximately 11.5 gigayears.

7.3 Limits on the current rate of change of Λ_{QCD}

The integrand in (27) is the derivative of μ or α with respect to the natural log of the scale factor $\ln(a)$. Multiplying this by the Hubble Constant \dot{a}/a converts the integrand to a time derivative. The current rates of change of α and μ are then just the integrand at a scale factor of 1 multiplied by the current value of H , H_0 .

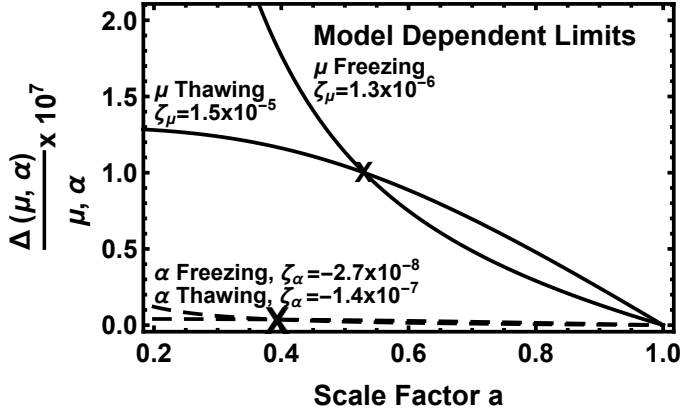


Figure 4. The evolution of $10^7 \Delta\alpha/\alpha$ (dashed line) and $10^7 \Delta\mu/\mu$ (solid line) for freezing and thawing cosmologies with ζ_μ and ζ_α set to observationally derived values given in the Mod. Limits rows of Table 1.

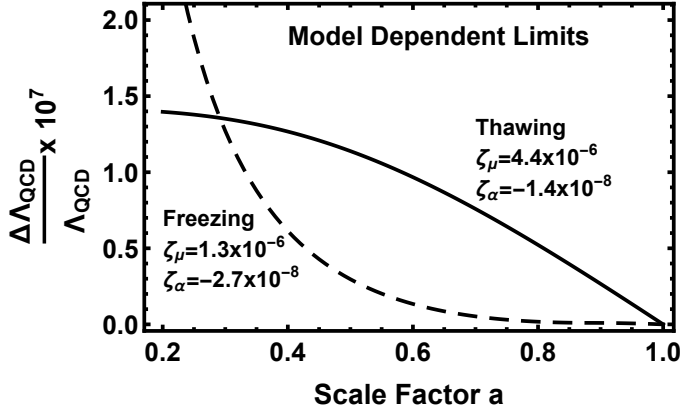


Figure 5. The evolution of $10^7 \Delta\Lambda_{QCD}$ for the freezing (dashed line) and thawing (solid line) cosmologies with ζ_μ and ζ_α set to observationally and modeled derived values given in the Mod. Limits rows of table 1.

Limits	Cos.	$\dot{\alpha}$	$\dot{\mu}$	$\dot{\Lambda}_{QCD}$	$\dot{\nu}$	\dot{h}
Obs.	Frz.	9.3E-17	8.9E-18	4.1E-15	4.1E-15	2.6E-17
Limits	Thw.	2.7E-16	1.9E-17	1.2E-14	1.2E-14	7.6E-17
Mod.	Frz.	1.9E-19	8.9E-18	-1.2E-17	-2.4E-17	-1.5E-19
Limits	Thw.	-5.9E-19	1.9E-17	-9.7E-18	-3.4E-17	-2.1E-19
Lab	-	$\pm 2.1E-17$	$\pm 1.1E-16$	-	-	-

Table 2. A table of the maximum allowed present day rates of change per year of the constants and parameters for the same examples and cosmologies as in Table 1. The laboratory limits on $\dot{\alpha}$ and $\dot{\mu}$ are from Godum et al. (2014).

Table 2 gives the limits on the current rates of change per year of the constants and parameters for the freezing and thawing cosmologies under the observational and model dependent limits. The physics parameter rates of change per year, $\dot{\Lambda}_{QCD}$, $\dot{\nu}$ and \dot{h} are clearly too small to measure on laboratory time scales. The observational limit on $\dot{\alpha}$ is not as restrictive as the current laboratory limits but the model dependent limit is two orders of magnitude more restrictive. For μ the observational limits are an order of magnitude more restrictive than the laboratory results. As expected the thawing cosmologies allow a higher present day rate of change of the constants and the parameters than the freezing cosmology which has a lower present day rate of change than the thawing cosmology. This shows the dangers of using a linear rate of change between the astronomically observed limits and the present day to predict the current rates of change.

8 FUTURE OBSERVATIONS

Optical astronomical observations with high spectral resolution spectrometers on current and future large telescopes may have the best chance of improving the limits the time evolution of the physical parameters. This is particularly true at high redshift where the radio observations have yet to be accomplished. The radio observations at low redshift may have reached the limit where thermal and bulk motions of the absorbing gas could prevent more accurate constraints. The highest existing or planned spectral resolution optical spectrometer is the PEPSI instrument ($R=300,000$) recently installed on the Large Binocular Telescope. The spectrometer is currently undergoing commissioning and has the potential for significant improvement over previous observations. The currently executing Large Program on the VLT (Molaro et al. 2013) also has great potential where the emphasis is on reducing the systematic errors in wavelength calibration through controlled observation programs and new calibration techniques as well as increasing the number of observations. It is key in checking the claims of a variation in α .

9 CONCLUSIONS

Measurements of the stability of the fundamental constants in the early universe provide an important tool for the evaluation of new physics and cosmologies that predict time variation of the basic physics parameters that determine the value of the constants. In particular the combination of the observational limits on the time variation of the proton to electron mass ratio and the fine structure constant limit the fractional change of the Quantum Chromodynamic Scale and the sum of the fractional changes of the Higgs Vacuum Expectation Value and the Yukawa couplings in terms of the model dependent parameters R and a . For the well known model of Coc et al. (2007) where $R = 36$ and $a = 0.76$ the limit on the fractional change of the QCD scale and the sum of the fractional changes of the Higgs VEV and the Yukawa couplings is $\leq 5 \times 10^{-5}$ at the 1σ level for the last half of the age of the universe. Further introduction of the model

dependent parameter S in the relation $d\nu/\nu = Sdh/h$ provides individual limits on a variation of the Higgs VEV and the Yukawa couplings.

The direct connection between the fundamental constants and the physics parameters provides a mechanism to limit the time evolution of the parameters for rolling scalar field cosmologies. The variation of μ and α with time or scale factor is related to the evolution of the dark energy density and the dark energy equation of state (Calabrese et al. 2011; Thompson 2012). The QCD Scale as a function of the scale factor a in slow roll quintessence is examined as an example of such evolution. A primary conclusion of the work is that the fundamental constants play a central role in examining the validity of new physics and alternative cosmologies by defining the parameter space of the theories that is consistent with observed limits on variability of the constants.

REFERENCES

- Aad, G. et al. 2012 Physics Letters B, 716, 1
 Abbott, B.P. et al. 2016, Phys. Rev. Lett., 116, 061102
 Bagdonaite, J., Dapra, J., Jansen, P., Bethlem, H.L., Ubachs, W., Henkel, C., & Menten, K.M. 2013, Phys. Rev. Letters, 111, 231101
 Calabrese, E., Menegoni, E., M., Martins, C.J.A.P., Melchiorri, A. & Rocha, G. 2011, Phys. Rev. D, 84, 023518
 Calmet, X. and Fritzsche, H. 2002, Phys. Lett. B, 540, 173
 Campbell, B.A. and Olive, K.A. 1995, Phys. Lett. B, 345, 429
 Chamoun, N., Landou, S.J., Mosquera, M.E. and Vucetich, H. 2007, J. Phys. G: Nucl. Part. Phys., 34, 163
 Chatrchyan, S. et al. 2012 Physics Letters B, 716, 30
 Coc, A., Nunes, N.J., Olive, K.A., Uzan, J-P, & Vangioni, E. 2007, Phys. Rev. D, 76, 023511
 Dent, T. 2008, Eur. Phys. J. Special Topics 163, 297313
 Dine, M., Nir, Y., Raz, G. and Volansky, T. 2003, Phys. Rev. D, 67, 015009
 Dutta, S. & Scherrer, R.J., Phys. Lett. B, 704, 265
 Flambaum, V.V. and Kozlov, M.G. 2007, Phys. Rev. Lett., 98, 240801
 Godum, R.M., Nisbet-Jones, P.B.R., Jones, J.M., King, S.A., Johnson, L.A.M., Margolis, H.S., Szymaniec, K., Lea, S.N., Bongs, K. & Gill, P. 2014, Phys. Rev. Lett., 113, 210801
 Jansen, P., Xu, L.H., Kleiner, I., Ubachs, W., and Bethlem, H. L., Phys. Rev. Lett. 2011, 106, 100801
 Kanekar, N., Ubachs, W., Menten, K.M., Bagdonaite, J., Brunthaler, A., Henkel, Muller, C.S., Bethlem, H.L. and Dapra, M. 2015, MNRAS 448, L104
 King, J. A., Webb, J. K., Murphy, M., Ubachs, W., & Webb, J. 2011, MNRAS, 417, 3010
 Langacker, P., Segre, G. and Strassler, M.J. 2002, Phys. Lett. B, 528, 121
 Langacker, P. 2004, Int. Jr. Mod. Phys. A, 19, 157
 Levshakov, S.A., Kozlov, M.G. and Reimers, D. 2011, Ap.J., 738, 26
 Molaro et al. 2013, A&A, 555, A68
 Murphy, M.T., Malec, A. and Prochaska, J.X. 2016, MNRAS 461, 2461
 Thompson, R.I. 1975, Astrophys. Lett., 15, 3
 Thompson, R.I., 2012, MNRAS Letters, 422, L67
 Thompson, R.I., 2016, Proceedings of the 14th Marcel Grossmann Conference arXiv:1602.03192v1 [astro-ph.CO]
 Uzan, J-P 2011, Living Rev. Relativity, 14, 2
 Webb, J.K., King, Murphy, M.T., Flambaum, V.V., Dzuba, V.A., Barrow, J.D., Churchill, C.W., Prochaska, J.X. & Wolfe, A.M. 2001, PRL, 87, 091301-1-4
 Webb, J.K., J.A., Murphy, M.T., Flambaum, V.V., Carswell, R.F., & Bainbridge, M.B. 2011, PRL, 107, 191101-1-5