

The optimisation of low-acceleration interstellar relativistic rocket trajectories using genetic algorithms

Kenneth K H Fung^{☆,a,b}, Geraint F Lewis^a, Xiaofeng Wu^b

^a *Sydney Institute for Astronomy, School of Physics, A28, The University of Sydney, NSW 2006, Australia*

^b *School of Aerospace, Mechanical and Mechatronic Engineering, J07, The University of Sydney, NSW 2006, Australia*

Abstract

A vast wealth of literature exists on the topic of rocket trajectory optimisation, particularly in the area of interplanetary trajectories due to its relevance today. Studies on optimising interstellar and intergalactic trajectories are usually performed in flat spacetime using an analytical approach, with very little focus on optimising interstellar trajectories in a general relativistic framework. This paper examines the use of low-acceleration rockets to reach galactic destinations in the least possible time, with a genetic algorithm being employed for the optimisation process. The fuel required for each journey was calculated for various types of propulsion systems to determine the viability of low-acceleration rockets to colonise the Milky Way. The results showed that to limit the amount of fuel carried on board, an antimatter propulsion system would likely be the minimum technological requirement to reach star systems tens of thousands of light years away. However, using a low-acceleration rocket would require several hundreds of thousands of years to reach these star systems, with minimal time dilation effects since maximum velocities only reached about $0.2c$. Such transit times are clearly impractical, and thus, any kind of colonisation using low acceleration rockets would be difficult. High accelerations, on the order

[☆]Corresponding author.

Email address: kfun2342@uni.sydney.edu.au, geraint.lewis@sydney.edu.au, xiaofeng.wu@sydney.edu.au (Kenneth K H Fung^{☆,a,b}, Geraint F Lewis^a, Xiaofeng Wu^b)

of 1 g, are likely required to complete interstellar journeys within a reasonable time frame, though they may require prohibitively large amounts of fuel. So for now, it appears that humanity's ultimate goal of a galactic empire may only be possible at significantly higher accelerations, though the propulsion technology requirement for a journey that uses realistic amounts of fuel remains to be determined.

Keywords: Interstellar trajectory optimization, general relativity, genetic algorithm, Milky Way

1. Introduction

A wealth of literature exists on optimising space trajectories, in particular interplanetary trajectories due to its application in the near-future. A majority of the research focuses on optimising trajectories for a specific propulsion system, rather than for a general propulsion system that utilises the rocket equation. Solar sails appear to be the favourite propulsion candidate for trajectory optimisation due to the fact that there is no fuel consumption, hence considerably simplifying the analysis: [1] used basic calculus to optimise the solar system exit speed for a spacecraft using a solar sail; [2] optimised interplanetary solar sail trajectories with respect to the flight time using particle swarm optimisation; [3, 4] used evolutionary neurocontrol to optimise low-thrust interplanetary trajectories; [5] used sequential quadratic programming to optimise the flight time for a small spacecraft to reach the edge of the heliosphere using solar and nuclear electric propulsion systems; and [6] used a genetic algorithm to optimise the fuel consumption during orbital transfers. However, solar sails are not practical for interstellar travel since they require a constant external source of energy, which is not always present in the expanse of interstellar space. Research conducted in optimising interstellar trajectories have mostly been performed within a Newtonian model, thereby simplifying the analysis by ignoring the relativistic effects of time dilation.

The discovery that time is relative has raised many interesting discussions,

and has produced a plethora of literature on its effect on interstellar travel. Within the scientific community, many authors have examined the effects of time dilation whilst travelling interstellar and intergalactic distances, though
25 all but a few of the calculations were performed in flat spacetime. [7], [8], and [9] considered the effect of an expanding universe when traversing intergalactic distances, and showed that a constant acceleration is necessary if one wishes to reach nearby galaxies within human lifetimes (though this is sensitive to the cosmological parameters used). In the currently favoured cosmological con-
30 cordance model, a rocketeer accelerating at a constant rate of $g = 9.81 \text{ m s}^{-2}$ is able to reach 99% of the way to the edge of the universe well within a human lifetime [9], though upon return, many billions of years would have passed for those living on Earth.

Optimising an interstellar trajectory is an extremely complex and difficult
35 task, and producing the correct solution may not always be possible. Almost all attempts consider either a Newtonian or special relativistic approach, as a general relativistic approach compounds the difficulty of the task. [10] derived the optimality conditions for rocket trajectories in general relativity, though it was done from an analytical approach and did not consider any specific trajec-
40 ries. To date, very little research has been performed on optimising interstellar trajectories in a general relativistic framework.

2. Theory

2.1. General Theory of Relativity

The assumption of the constancy of the speed of light c means that space
45 and time could be unified into a single coordinate system where the position of a particle is $x^\alpha = (t, x, y, z)$. In the curved spacetimes of general relativity, a rocketeer will experience kinematic and gravitational time dilation. The proper time τ they experience is dependent on their velocity magnitude as well as the local spacetime geometry, described by a metric tensor $g_{\alpha\beta}$.

The equations of motion of a traveller in curved spacetime in Einstein summation convention is given by

$$\frac{d^2 x^\alpha}{d\tau^2} = -\Gamma_{\beta\gamma}^\alpha \frac{dx^\beta}{d\tau} \frac{dx^\gamma}{d\tau} + a^\alpha \quad (1)$$

where $a^\alpha = (a^t, a^x, a^y, a^z)$ is the four-acceleration (the relativistic analogue of three-acceleration), and the Christoffel symbols $\Gamma_{\beta\gamma}^\alpha$ describes the local spacetime geometry [11],

$$g_{\alpha\delta} \Gamma_{\beta\gamma}^\delta = \frac{1}{2} \left(\frac{\partial g_{\alpha\beta}}{\partial x^\gamma} + \frac{\partial g_{\alpha\gamma}}{\partial x^\beta} - \frac{\partial g_{\beta\gamma}}{\partial x^\alpha} \right) \quad (2)$$

The parameters of a particle are related through two normalisation conditions:

$$g_{\alpha\beta} u^\alpha u^\beta = -c^2 \quad (3)$$

$$g_{\alpha\beta} u^\alpha a^\beta = 0 \quad (4)$$

50 where $u^\alpha = (u^t, u^x, u^y, u^z)$ is the four-velocity (the relativistic analogue of Newtonian three-velocity).

2.2. Milky Way Mass Model

To model the effect of spacetime curvature due to the mass of the Milky Way, the static weak field metric will be used, which describes the spacetime geometry in a weak, time-independent, gravitational field, such as that of the Milky Way [12]. The static weak field depends on the Newtonian gravitational potential Φ , and is described by the metric

$$g_{\alpha\beta} = \text{diag} \left(-c^2 \left(1 + \frac{2\Phi}{c^2} \right), 1 - \frac{2\Phi}{c^2}, 1 - \frac{2\Phi}{c^2}, 1 - \frac{2\Phi}{c^2} \right) \quad (5)$$

The gravitational potential due to the Milky Way galaxy is made up from the gravitational effects of the bulge, disk, and dark matter halo. The Miyamoto-
55 Nagai disk, Hernquist bulge, and Navarro-Frenk-White potential models are used to model the gravitational influence of the galactic disk, bulge, and halo,

respectively.

The potential of the Miyamoto-Nagai disk [13] is given by

$$\Phi_d = -\frac{GM_d}{\sqrt{x^2 + y^2 + \left(r_d + \sqrt{z^2 + b_d^2}\right)^2}} \quad (6)$$

where $M_d = 10 \times 10^{10} M_\odot$ is the mass of the disk, $r_d = 6.5 \text{ kpc}$ is the scale length of the disk, and $b_d = 0.26 \text{ kpc}$ is the scale height of the disk [14].

The potential of the Hernquist Bulge [15] is given by

$$\Phi_b = -\frac{GM_b}{\sqrt{x^2 + y^2 + z^2 + r_b}} \quad (7)$$

60 where $M_b = 3.4 \times 10^{10} M_\odot$ is the mass of the bulge and $r_b = 0.7 \text{ kpc}$ is the scale length of the bulge.

The potential of the Navarro-Frenk-White Halo [16] is given by

$$\Phi_h = -\frac{GM_h}{\sqrt{x^2 + y^2 + z^2}} \ln \left(\frac{\sqrt{x^2 + y^2 + z^2}}{r_h} + 1 \right) \quad (8)$$

where M_h is the mass of the halo and r_h is the scale length of the halo. The mass and scale lengths are calculated from the virial mass M_v of the halo, which is the enclosed halo mass at the virial radius R_v . The exact size of a galaxy is difficult to quantify as the halo mass density extends out continuously into intergalactic space, and the virial radius can be thought of as the radius beyond which the halo blends into the background matter in the universe. For the Milky Way, the virial mass is roughly $M_v = 150 \times 10^{10} M_\odot$ [17]. The virial radius is calculated from the virial mass using [18]

$$R_v = \left(\frac{2M_v G}{H_0^2 \Omega_m \Delta_{th}} \right)^{1/3} \approx 294.5 \text{ kpc} \quad (9)$$

where $H_0 = 70.4 \times 10^{-3} \text{ km s}^{-1} \text{ Mpc}^{-1}$ is the Hubble constant, $\Omega_m = 0.3$, and $\Delta_{th} = 340$ is the Hubble constant, matter density of the universe, and over-

density of dark matter compared to the average matter density, respectively
⁶⁵ [19].

The mass and scale lengths of the dark matter halo are related to the virial mass and virial radius via the dark matter halo concentration, which is described by the halo concentration parameter c_h , approximated by [20]

$$c_h \simeq 9.6 \left(\frac{M_v}{10^{13} M_\odot} \right)^{-0.13} (1+z)^{-1} \approx 12 \quad (10)$$

where z is the redshift, which is zero for host dark matter halos. The mass [21] and scale length [22] of the halo are then given by

$$M_h = \frac{M_v}{\ln(c_h + 1) - \frac{c_h}{c_h + 1}} \approx 91.4 \times 10^{10} M_\odot \quad (11)$$

$$r_h = \frac{R_v}{c_h} \approx 24.5 \text{ kpc} \quad (12)$$

The gravitational potential of the Milky Way is then the sum of each of the individual components.

2.3. Relativistic Rocket

For a relativistic rocket, the proper acceleration a (i.e. the acceleration as experienced by the traveller) is related to the rate of change of mass of the rocket [23] by

$$\frac{1}{c} \int_0^\tau a d\tau = -\frac{v_e}{c} \int_0^\tau \frac{1}{m} \frac{dm}{d\tau} d\tau \quad (13)$$

where v_e is the effective exhaust velocity of the propellants. If the rocket expends all its fuel after a proper time of τ_f , then it is straightforward to show that

$$m_0 = m_r \exp \left(\frac{1}{v_e} \int_0^{\tau_f} a(\tau) d\tau \right) \quad (14)$$

where m_r is the final mass of the rocket. If the mass of the fuel is m_f , then $m_0 = m_f + m_r$, and hence

$$m_f = m_r \left[\exp \left(\frac{1}{v_e} \int_0^{\tau_f} a(\tau) d\tau \right) - 1 \right] = m_r \beta \quad (15)$$

where β is the fuel-to-empty rocket mass ratio. Smaller values of v_e will result
 70 in a larger value of β , and hence more fuel will be required as expected.

To compute the rocket trajectories around the Milky Way, we need to prescribe an acceleration four-vector for Equation (1). Given the magnitude of the proper acceleration, a , we determine the components of the four-acceleration by setting the thrust vector. We let the spatial components of the four-acceleration be

$$a^i = (a^x, a^y, a^z) = a_s(a_x, a_y, a_z) \quad (16)$$

where a_x , a_y , and a_z are the components of a unit vector, so that

$$a^i = a_s(a_x \hat{\mathbf{x}} + a_y \hat{\mathbf{y}} + a_z \hat{\mathbf{z}}) = |a^i|(a_x \hat{\mathbf{x}} + a_y \hat{\mathbf{y}} + a_z \hat{\mathbf{z}}) \quad (17)$$

and

$$a_x^2 + a_y^2 + a_z^2 = 1 \quad (18)$$

The values of a^t and a_s are determined via the normalisation conditions from Equations (3) and (4), leading to

$$a^t = -ak \frac{g_{ii}}{g_{tt}} \sqrt{\frac{g_{tt}}{g_{ii}[g_{ii}k^2 + g_{tt}(u^t)^2]}} \quad (19)$$

$$a_s = au^t \sqrt{\frac{g_{tt}}{g_{ii}[g_{ii}k^2 + g_{tt}(u^t)^2]}} \quad (20)$$

where

$$k \equiv u^x a_x + u^y a_y + u^z a_z \quad (21)$$

and the metric terms are

$$g_{tt} = -c^2 \left(1 + \frac{2\Phi}{c^2} \right) \quad (22)$$

$$g_{ii} = 1 - \frac{2\Phi}{c^2} \quad (23)$$

2.4. Genetic Algorithms

When approaching an optimisation problem, many types of optimisation methods can be employed, each offering unique advantages as well as disadvantages. [24] explored various numerical optimisation methods commonly used
75 in trajectory problems, and compared the benefits of each; [25] explored different optimisation methods to solve several spacecraft trajectory problems, and concluded that the most accurate solutions are produced by a combination of different solvers.

Since the exact mass and size parameters of the Milky Way are still open
80 to debate, a simple optimisation algorithm will suffice since we are only concerned with calculating an approximate optimal trajectory. A genetic algorithm was chosen due to its simplistic and heuristic nature, and are computationally inexpensive to run since they also do not depend on any derivatives and their respective matrices like most other optimisation methods. [26] explored the use
85 of genetic algorithms in astronomy and astrophysics to solve a variety of problems, and demonstrates their simplicity and robustness when compared with conventional optimisation techniques.

To simulate the genetic process, we start with an initial sample size and gradually evolve it toward the optimal solution [27]:

- 90 1. A random population is first constructed, representing the first generation of the species.

2. The fitness of each member of the species is evaluated, with the fittest member of the species is passed onto the next generation (elitism).
3. The rest of the population is created by selecting the fittest members of the first generation (selection) using a linear probability distribution, with breeding also occurring between the fittest members (crossover).
4. A mutation is randomly introduced into certain members to create genetic diversity.
5. Steps 2 to 5 are repeated for each subsequent generation.

3. Method

3.1. Boundary Conditions

The Sun orbits the galactic core of the Milky Way at a distance r_0 of roughly 8.5 kpc, velocity v_0 of about 220 km s^{-1} [28], and an orbital period of roughly 220 Myr [29]. The Sun's orbit is roughly elliptical, and oscillates up and down relative to the galactic plane [30]. We will assume that the Sun lies and stays within the galactic plane.

The initial coordinates of the Sun are set at

$$x^\alpha = (0, 0, -r_0, 0) \quad (24)$$

and the initial four-velocity is

$$u^\alpha = (u^t, -v_0, 0, 0) \quad (25)$$

where u^t is determined from Equation (3) to be

$$u^t = \pm \sqrt{-\frac{c^2 + g_{ii}[(u^x)^2 + (u^y)^2 + (u^z)^2]}{g_{tt}}} \quad (26)$$

A rocket arriving at a galactic destination (x_f, y_f, z_f) must also have the correct orbital velocity of the star system. Galactic rotation curves show that the orbital velocity as a function of radial distance is roughly constant outside

the galactic bulge [31]. For the Milky Way, the orbital velocity remains roughly constant around 220 km s^{-1} outside a radius of about 3 kpc. Thus, the rocket must arrive at its final destination with a final speed v_f of 220 km s^{-1} , with four-velocity components

$$u_f^x = v_f \sin \phi_f \sin \theta_f \quad (27)$$

$$u_f^y = -v_f \cos \phi_f \sin \theta_f \quad (28)$$

$$u_f^z = -v_f \cos \theta_f \quad (29)$$

where the final inclination angle θ_f and azimuthal angle ϕ_f are given by

$$\phi_f = \tan^{-1} \frac{y_f}{x_f} \quad (30)$$

$$\theta_f = \cos^{-1} \frac{z_f}{\sqrt{x_f^2 + y_f^2 + z_f^2}} \quad (31)$$

The equations of motion are integrated using Matlab's `ode45` solver, which is a non-stiff solver that utilises an explicit fifth-order Runge-Kutta method.

The Christoffel symbols were calculated from an m-file developed by [32],
 110 which is available on the MathWorks File Exchange website. The code was analysed before being extensively tested on some common spacetime metrics, and successfully reproduced their corresponding Christoffel symbols.

3.2. Implementing the Genetic Algorithm

The equations of motion require four input variables from the rocket: the magnitude a of the four-acceleration, and the three components of the unit thrust vector. To reduce the number of variables that need to be solved, the unit thrust vector of the rocket is parameterised in spherical coordinates using

the inclination θ and azimuthal ϕ angles, where $0 \leq \theta \leq \pi$, $0 \leq \phi \leq 2\pi$, and

$$a_x = \sin \theta \cos \phi \quad (32)$$

$$a_y = \sin \theta \sin \phi \quad (33)$$

$$a_z = \cos \theta \quad (34)$$

The three variables, a , θ , and ϕ need to vary throughout the journey as a
 115 function of the proper time τ . A spline is fitted through 2 splines points of
 each variable at $\tau = 0$ and the final integration time τ_{end} . There is a total of 6
 variables that need to be optimised by the genetic algorithm.

In the optimisation process, minimum and maximum bounds are specified
 for each variable x_i , denoted by $x_{i,\text{min}}$ and $x_{i,\text{max}}$, respectively. Each variable
 is represented as a binary string X_i of length ℓ , and hence each solution string
 is of length $n\ell$. Note that the maximum decimal value of the binary string is
 $2^\ell - 1$. The initial sample of solutions is then obtained by randomly generating
 random integers between 0 and $2^\ell - 1$, and the binary strings are then mapped
 to a particular value of each variable using:

$$x_i = x_{i,\text{min}} + \frac{X_i}{2^\ell - 1}(x_{i,\text{max}} - x_{i,\text{min}}) \quad (35)$$

3.3. Parameters of the Genetic Algorithm

The fitness function used to quantify each solution is

$$f = (x - x_f)^2 + (y - y_f)^2 + (z - z_f)^2 \quad (36)$$

$$+ k_v[(u^x - u_f^x)^2 + (u^y - u_f^y)^2 + (u^z - u_f^z)^2] + k_\tau \tau^2 \quad (37)$$

where k_v and k_τ are the velocity and proper time weighting factors, respectively.
 120 The fitness for each solution sample is calculated at each point along the tra-
 jectory, and the minimum fitness along that path is taken to be the fitness for
 that solution.

The bounds for a , θ , and ϕ are set to be

$$\begin{aligned} a_{\min} &= -10^{-5} g & a_{\max} &= +10^{-5} g \\ \theta_{\min} &= 0 & \theta_{\max} &= \pi \\ \phi_{\min} &= 0 & \phi_{\max} &= 2\pi \end{aligned} \tag{38}$$

where a negative acceleration is equivalent to an acceleration in the opposite direction. The acceleration magnitudes are sufficiently small enough to be
 125 classified as a low-acceleration rocket.

The parameters of the genetic algorithm are shown in Table 1. With 10 binary digits, the resolutions of each parameter are

$$a_{\text{res}} = 1.96 \times 10^{-9} g \tag{39}$$

$$\theta_{\text{res}} = 0.18^\circ \tag{40}$$

$$\phi_{\text{res}} = 0.35^\circ \tag{41}$$

Parameter	Value
Binary digits	10
Sample size	200
Generations	100
Selection probability	25%
Mutation probability	25%
Spline points	2
Velocity weighting factor	10^{-5}
Proper time weighting factor	10^{-2}

Table 1: Parameters of the genetic algorithm used in the interstellar trajectory calculations.

3.4. Rocket Parameters

The rocket mass and exhaust velocity has a significant role when it comes to choosing the type of propulsion system used for an interstellar journey. The values used will be based on expected technologies available in the future. When
 130 travelling to distant star systems, interstellar journeys are likely to require a multi-generational spacecraft. The empty mass of the interstellar spacecraft

used for the trajectory calculation is set to 1000 tons to account for a multi-generational journey. It should be noted that the actual empty mass of the spacecraft is not really important; rather, we are more concerned with the fuel-to-empty rocket mass ratio β . When calculating this ratio, three sources of propulsion will be considered:

- Fusion rocket: Fusion rockets utilise the process of nuclear fusion to propel the spacecraft forward. The high-velocity charged particle exhaust can be reflected from the fusion reaction using electromagnetic fields, resulting in effective exhaust velocities on the order of $10,000 \text{ km s}^{-1}$ [33]. The fusion rocket here has an effective exhaust velocity of $10,000 \text{ km s}^{-1}$.
- Antimatter rocket: Proton-antiproton annihilation is extremely efficient, and can convert more than 50% of the fuel mass to usable exhaust kinetic energy. [34] showed that an effective exhaust velocity of up to $0.58c$ can be achieved by using an electromagnetic field to collimate the charged pion products into an exhaust jet. For the antimatter drive used here, an effective exhaust velocity of $0.5c$ is used for the reaction products of the proton-antiproton reaction.
- Photon rocket: A photon rocket is an ideal rocket that generates thrust by emitting photons generated through electron-positron annihilation¹, and thus has an exhaust velocity equal to the speed of light [35].

3.5. Galactic Destinations

Various final destinations around the Milky Way are considered:

- A. Star systems located within the galactic plane.
- B. Hypervelocity stars in the galactic plane.
- C. Star systems in the galactic halo.

¹While photon rockets are a type of antimatter rocket, we will use the term “antimatter rocket” to refer to proton-antiproton annihilation, and “photon rocket” to refer to electron-positron annihilation.

For each of the above scenarios, two different locations are chosen:

1. Located in the 2nd quadrant.
- 160 2. Located in the 4th quadrant, requiring the rocket to perform a complete turnaround before aligning itself with the velocity vector of the star.

For each destination, we aim to arrive within 0.2 kpc and within 20 km s^{-1} of the target destination. Note that star systems further away from the galactic center will take longer to complete their orbit, and hence their distance from the Sun could change appreciably with time. We have assumed that upon arrival,
165 the location of each star system remains unchanged relative to the Sun. This assumption is reasonable as long as the time taken to reach the destination is significantly shorter than the period of the orbit. An integration period of 1 Myr is used in the calculations, which is a relatively short time span in galactic orbits
170 (recall that the period of the Sun is about 220 Myr).

We will assume that star systems in the galactic disk lie within the galactic plane, which is a reasonable assumption since the average width of the disk is about 1% of the diameter of the disk. Thus, we can further simplify the analysis by setting $\theta = \pi/2$ throughout the calculation, so that there are only
175 4 variables that need to be optimised for. To ensure that the inclination angle remains unchanged, the lower and upper bounds are set to $\pi/2$.

4. Results

For each scenario, the genetic algorithm is run 20 times, and the solution with the lowest final fitness is presented. The final position deviation, final
180 three velocity deviation, proper time taken, maximum velocity reached, and fuel-to-empty rocket mass ratios for each propulsion system, are shown in Table 2.

4.1. Destination A1

The first star system is located within the galactic plane at $(-10, 3, 0)$, about
185 15 kpc from the Sun. The results are shown in Fig. 1 and Fig. 5.

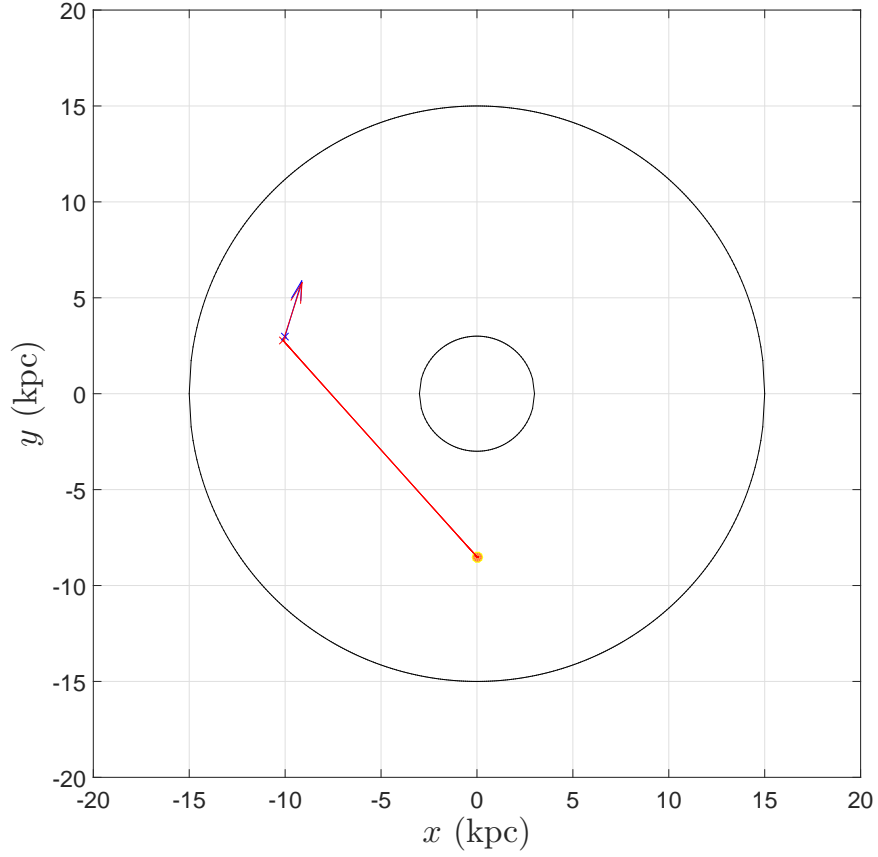


Figure 1: Optimal trajectory (solid red) to destination A1. The location of the Sun is indicated by the orange dot, and the target and calculated final destinations are indicated by the red and blue cross, respectively. The red and blue arrows represent the calculated and required final velocity vector, respectively.

4.2. Destination A2

The second star system is located within the galactic plane at $(8, -2, 0)$, about 10 kpc from the Sun. The results are shown in Fig. 3 to 5.

4.3. Destination B1

Hypervelocity stars (HVS) are stars with abnormally large velocities that exceed the escape velocity of the galaxy, travelling on radial paths with velocities

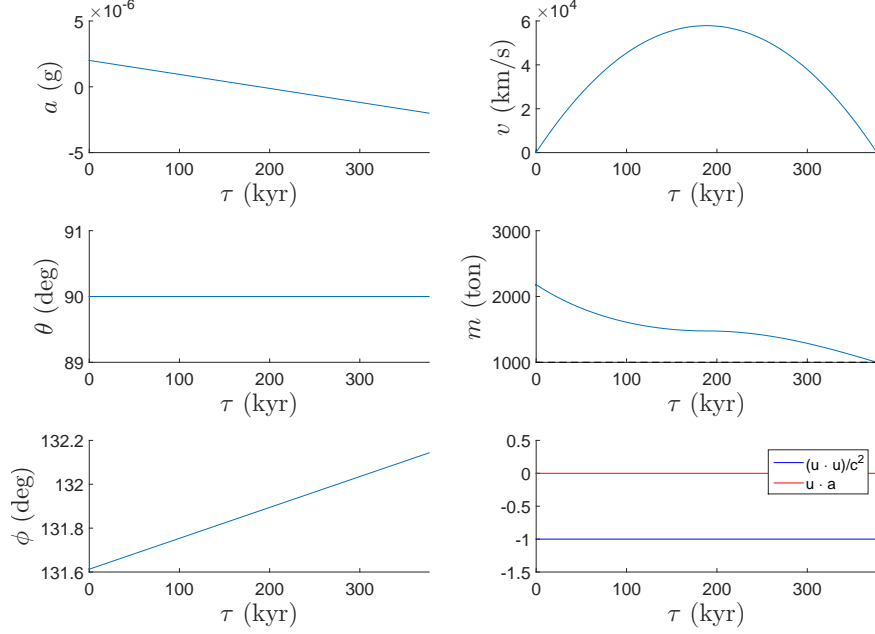


Figure 2: Parameters of the optimal trajectory to destination A1. The left column plots the variables a , θ , and ϕ during the journey. The right column plots the velocity function (top), mass function (middle), and normalisation values (bottom). The mass functions shown in each scenario are for the antimatter rocket.

exceeding 1000 km s^{-1} [36]. These stars are believed to originate from the core of galaxies, where supermassive blackholes are thought to exist [37]. Reaching a hypervelocity star is of interest if one wishes to leave the galaxy, as orbiting around these stars provides a means of collecting energy during the journey. For a star on a radial trajectory, the velocity components are

$$u_f^x = v_f \cos \phi_f \sin \theta_f \quad (42)$$

$$u_f^y = v_f \sin \phi_f \sin \theta_f \quad (43)$$

$$u_f^z = v_f \cos \theta_f \quad (44)$$

190 where the final angular coordinates are given by Equation (30) and (31).

The first HVS is located at $(-15, 5, 0)$, about 20 kpc from the Sun, and with

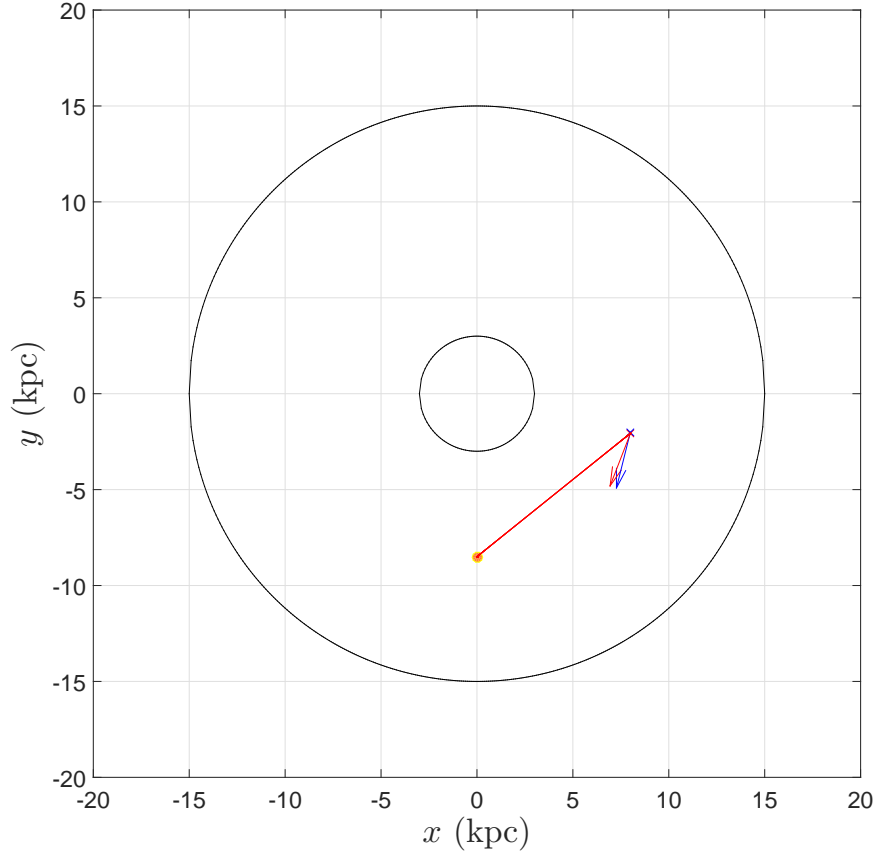


Figure 3: Optimal trajectory to destination A2.

a velocity magnitude of 2000 km s^{-1} . The results are shown in Fig. 6 and 7.

4.4. Destination B2

The second HVS is located at $(12, -1, 0)$, about 14 kpc from the Sun, and
 195 with a velocity magnitude of 2000 km s^{-1} . The results are shown in Fig. 6 and
 7.

4.5. Destination C1

The next star system chosen will lie in the galactic halo to determine if the
 genetic algorithm can solve for the extra angular variable θ . The star system

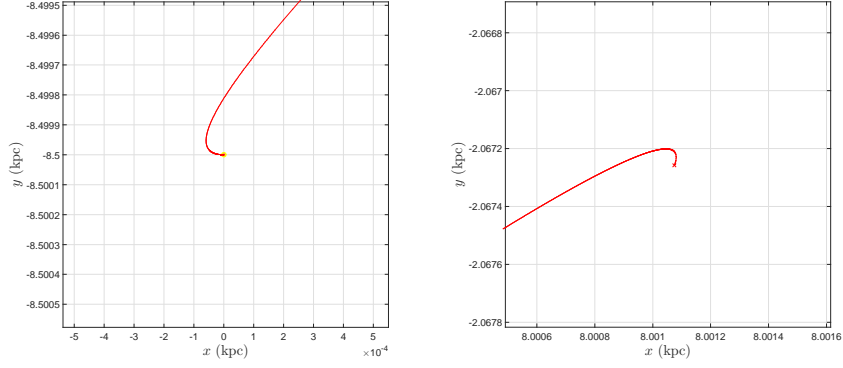


Figure 4: Close up view of the optimal trajectory to destination A2 at the start (left) and end (right) points.

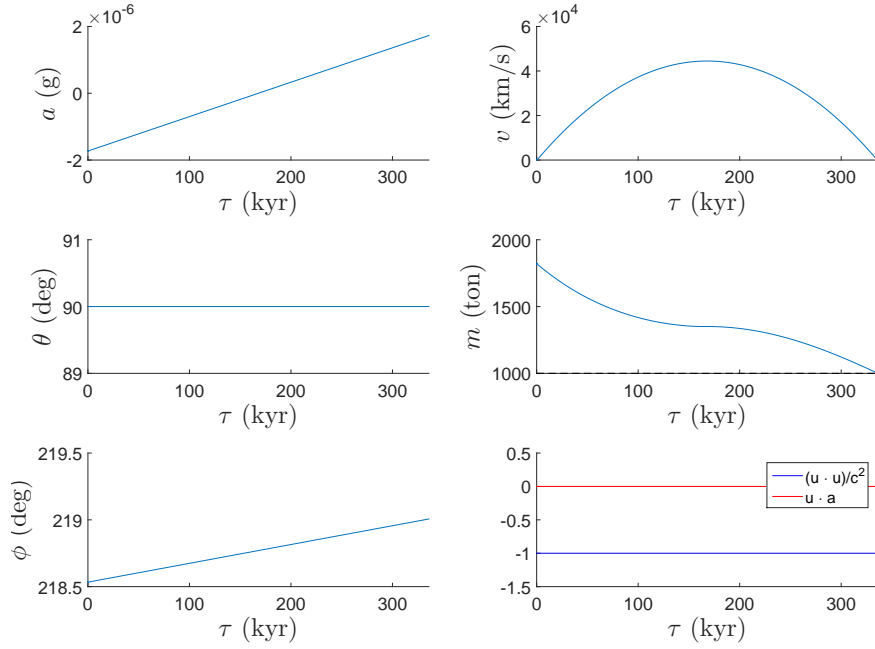


Figure 5: Parameters of the optimal trajectory to destination A2.

200 chosen is located at $(-9, 1, 4)$, about 14kpc from the Sun. The results are shown in Fig. 11 to 12.

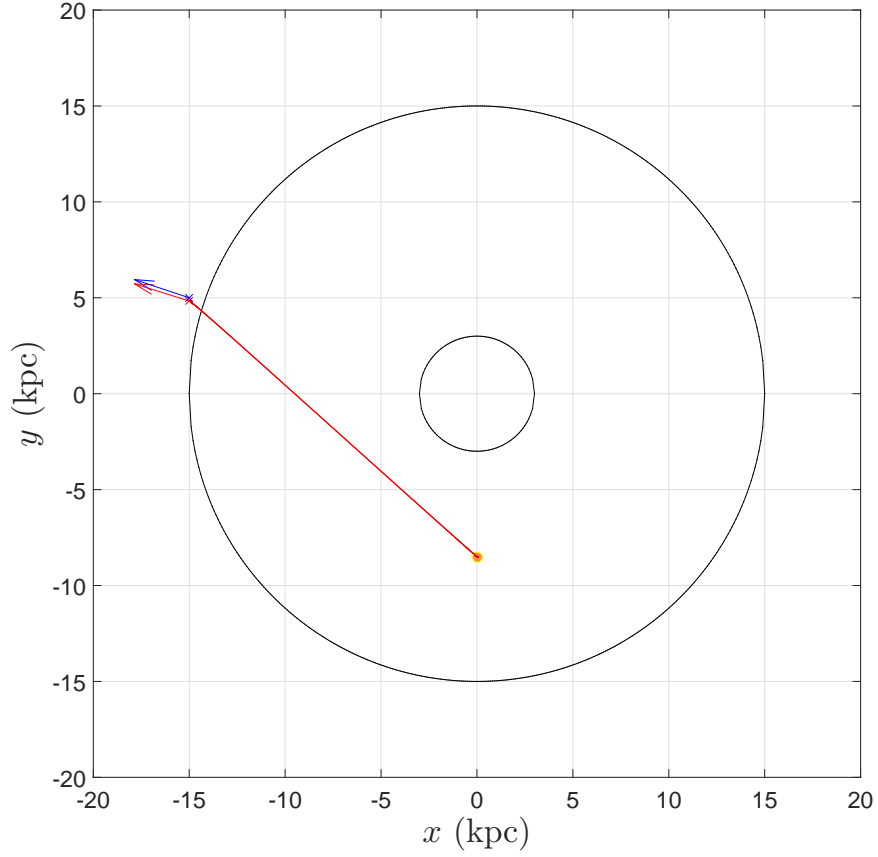


Figure 6: Optimal trajectory to destination B1.

4.6. Destination C2

The final star system in the galactic halo is located at $(8, -2, 3)$, about 11 kpc from the Sun. The results are shown in Fig. 14 to 15.

205 5. Discussion

A summary of the results is shown in Table 2. For destinations within the galactic plane, the genetic algorithm is able to calculate optimal trajectories that arrive within 0.25 kpc and 35 km s^{-1} of the desired star system. However,

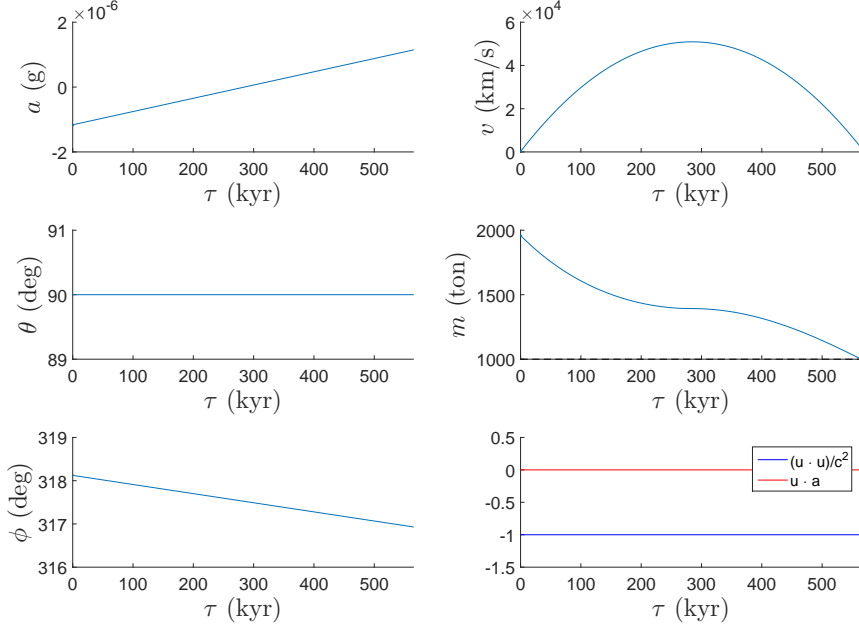


Figure 7: Parameters of the optimal trajectory to destination B1.

the algorithm struggles to find high quality solutions for destinations outside the
 210 galactic plane. A larger sample size and/or a higher number of generations are
 likely required to generate more accurate solutions to these destinations. The
 number of binary digits seems to be sufficient in each of the cases considered,
 and do not need to be increased unless one wishes to further refine a particular
 solution. For 200 samples and 100 generations, about 60 mins was required for
 215 each application of the algorithm using a quad-core, 2.6 GHz CPU with 8 GB of
 RAM.

Inspection of the normalisation values in each of the scenarios shows that
 the Matlab ODE solver calculated the variables to a high degree of accuracy.
 The linear acceleration profile also leads to a parabolic velocity profile, which
 220 in turn leads to the consistent mass function curves as seen above.

The use of the various propulsion systems clearly has a significant impact
 on the fuel-to-empty mass ratio β . For a low-acceleration rocket with a linear

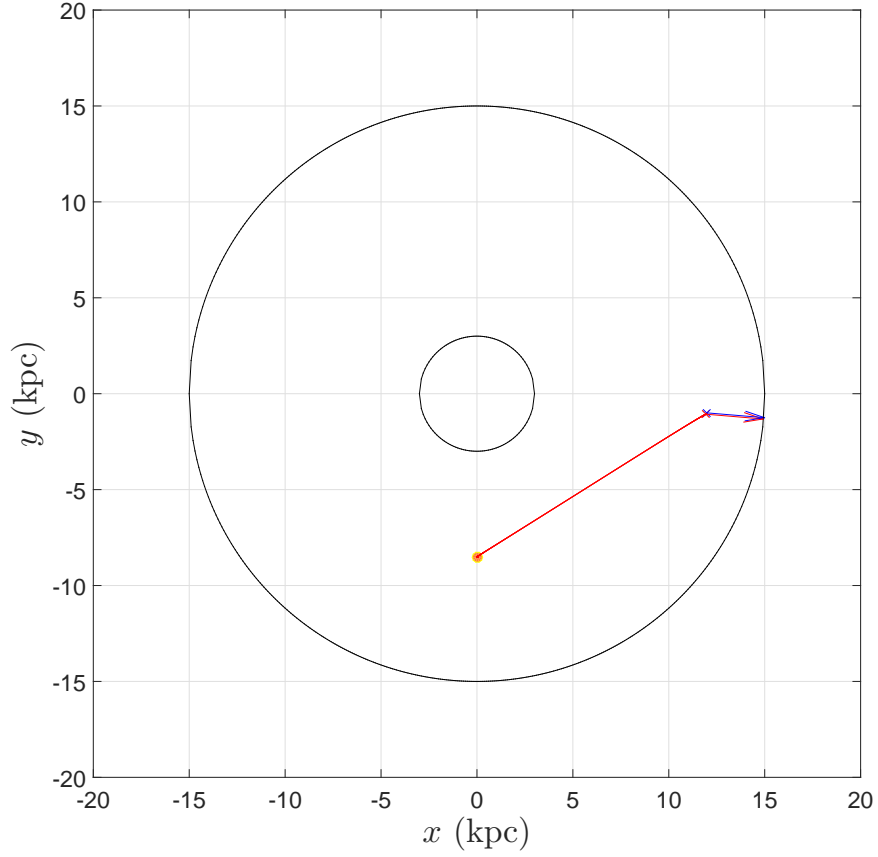


Figure 8: Optimal trajectory to destination B2.

Destination	A1	A2	B1	B2	C1	C2
Distance (kpc)	15	10	20	14	14	11
Distance deviation (kpc)	0.24	0.07	0.17	0.08	0.27	1.14
Velocity deviation (km s^{-1})	12	5	1	21	30	22
Proper time taken (kyr)	377	336	565	375	643	397
Maximum velocity (c)	0.19	0.15	0.17	0.18	0.10	0.13
β_{fusion}	10^5	10^4	10^4	10^4	10^2	10^3
$\beta_{\text{antimatter}}$	1.18	0.82	0.96	1.05	0.5	0.66
β_{photon}	0.48	0.35	0.24	0.43	0.23	0.29

Table 2: Summary of results.

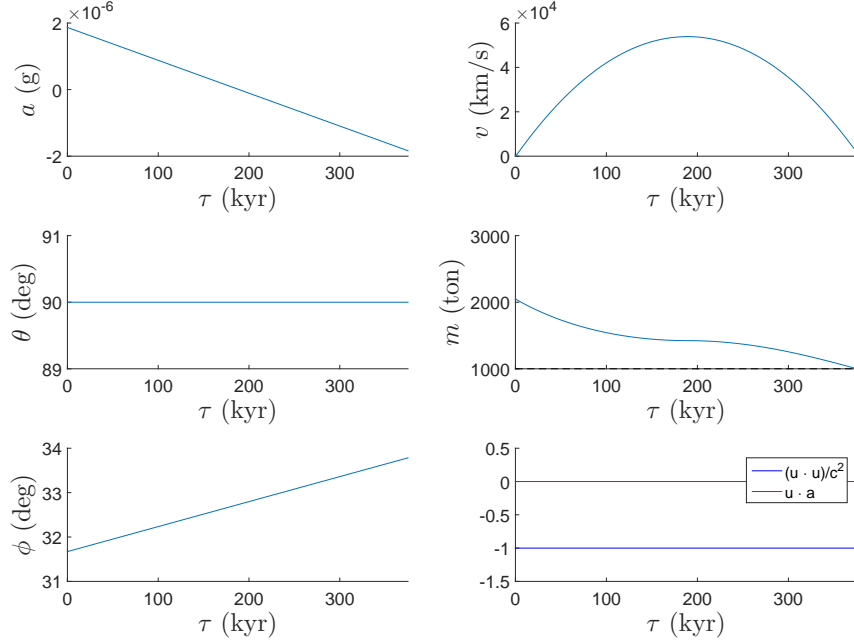


Figure 9: Parameters of the optimal trajectory to destination B2.

acceleration profile, the use of a photon drive results in β values below 0.50, with values as low as 0.24. An antimatter drive produces β values between 0.50 and 1.2, though most stay below 1.0. These values are similar to the chemical rockets in use today. The β values of the fusion drive are on the order of 10^2 , and reach as high as 10^5 . Clearly, a fusion drive would not be practical for such journeys. An antimatter drive would likely be the minimum technological requirement for an interstellar journey. This would apply for even high acceleration journeys, since high accelerations generally require high rates of fuel consumption, which in turn results in a heavier spacecraft. However, high accelerations require shorter travel times, and this trade-off is one that is frequently encountered in trajectory optimisation problems.

Upon inspection of each of the trajectories, it is evident that the gravitational potential has minimal effect on the trajectory of a low-acceleration rocket.

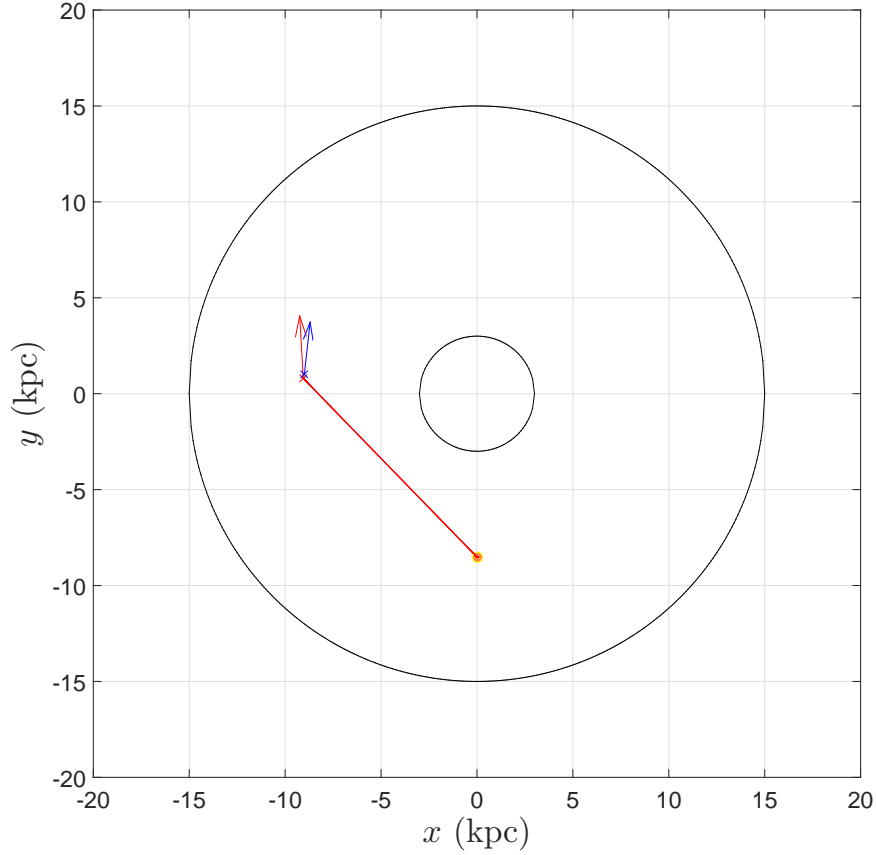


Figure 10: Optimal trajectory to destination C1.

In each case, the maximum velocity reached is between $0.1c$ and $0.2c$. While these speeds may appear large, they are still non-relativistic, with corresponding Lorentz factors of 1.005 and 1.021 respectively. At these speeds, roughly 350-400kyr was required to reach most of the destinations (with the exceptions
 240 being Locations B2 and C2). Clearly, this is not very practical for manned interstellar travel. To achieve more practical solutions, the maximum allowable acceleration magnitude would need to be increased. However, doing so raises many issues that would need to be addressed, and these are discussed in the final chapter.

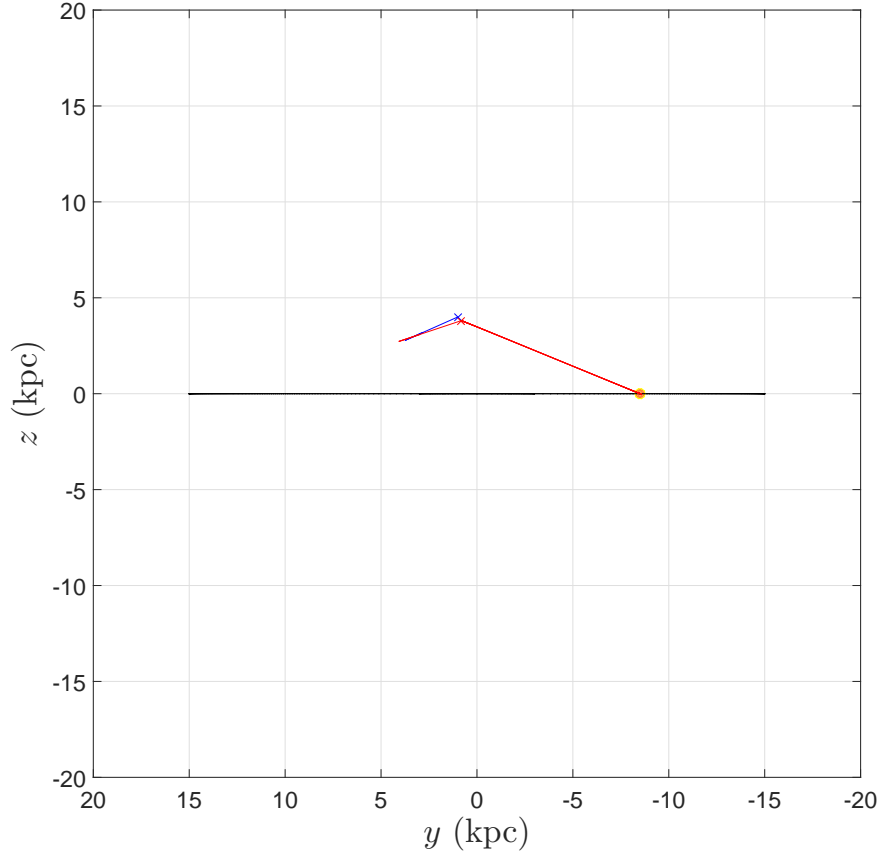


Figure 11: Side view of optimal trajectory to destination C1.

245 **6. Conclusion**

The results of this research have demonstrated the use of genetic algorithms to optimise interstellar trajectories using a low-acceleration rocket. By varying the magnitude and orientation of the acceleration vector, we have calculated optimal paths to several galactic destinations. The algorithm showed remarkable
 250 success for destinations within the galactic plane, but produced less successful results for destinations outside the galactic plane. To produce more accurate trajectories to destinations outside the galactic plane, the sample size and/or

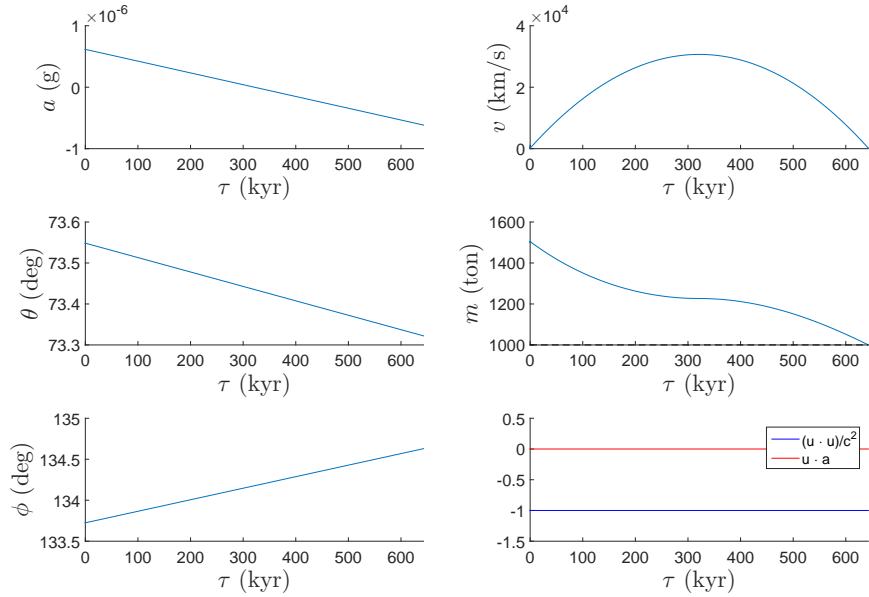


Figure 12: Parameters of the optimal trajectory to destination C1.

number of generations would need to be increased.

For the mass calculations, three types of propulsive systems were considered: the fusion drive, antimatter drive, and the photon drive. The fuel-to-empty rocket mass ratio for each of these were calculated, and it was concluded that for a linear acceleration profile, the antimatter drive would represent the minimum technological requirement when undertaking an interstellar journey. The calculated values are conservative since low accelerations generally require low fuel consumption. However, low accelerations also require longer travel times; for each interstellar destination, low-acceleration rockets required several hundreds of thousands of years to reach their destination. Clearly, galactic colonisation is highly unrealistic using low-acceleration rockets.

Evidently, human expansion into the cosmos is extremely unlikely unless high acceleration rockets were used. However, higher accelerations often require unrealistic amounts of fuel, and this trade-off between travel time and fuel consumption is one that needs to be finely balanced. It remains to be seen whether

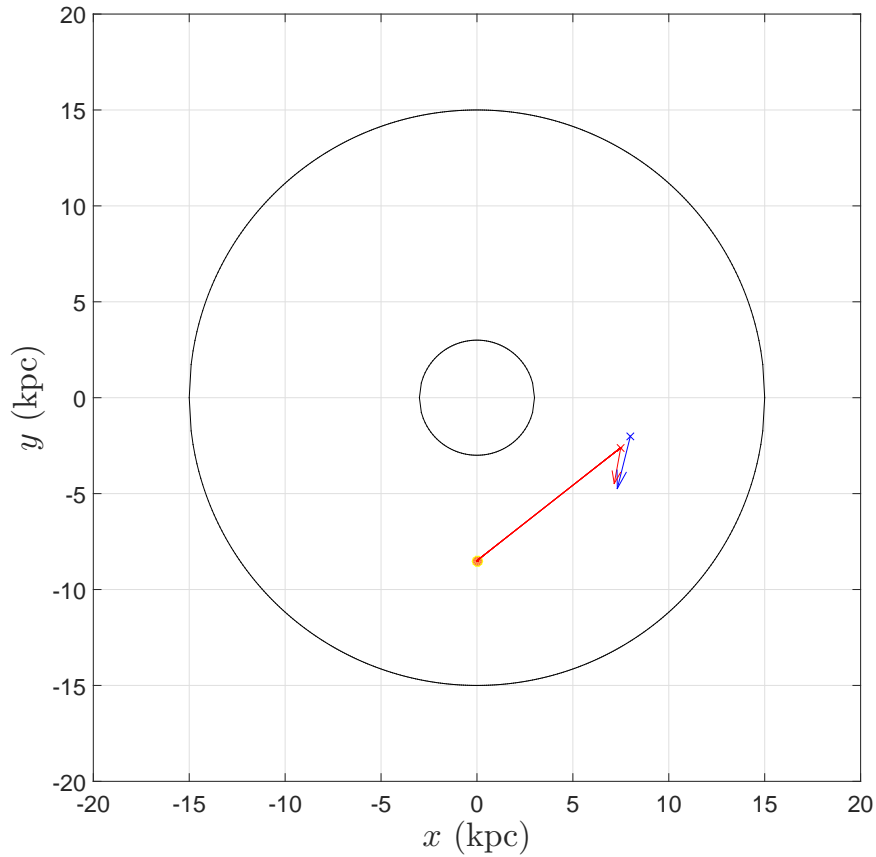


Figure 13: Optimal trajectory to destination C2.

anti-matter drives and photon drives are still viable candidates for these high acceleration journeys. Even if they were, the human race does not currently
 270 possess the technological capacity to manufacture antimatter on an industrial scale, and will unlikely attain the ability to do so for many more decades if not centuries to come. Consequently, the idea of using antimatter as a source of fuel, and hence the possibility of interstellar travel, will remain a scientific dream for the foreseeable future. If it is found that prohibitively large amounts of antimatter
 275 fuel are required, then mankind will probably need to turn to unconventional propulsion technologies, such as warp drives, for galactic colonisation.

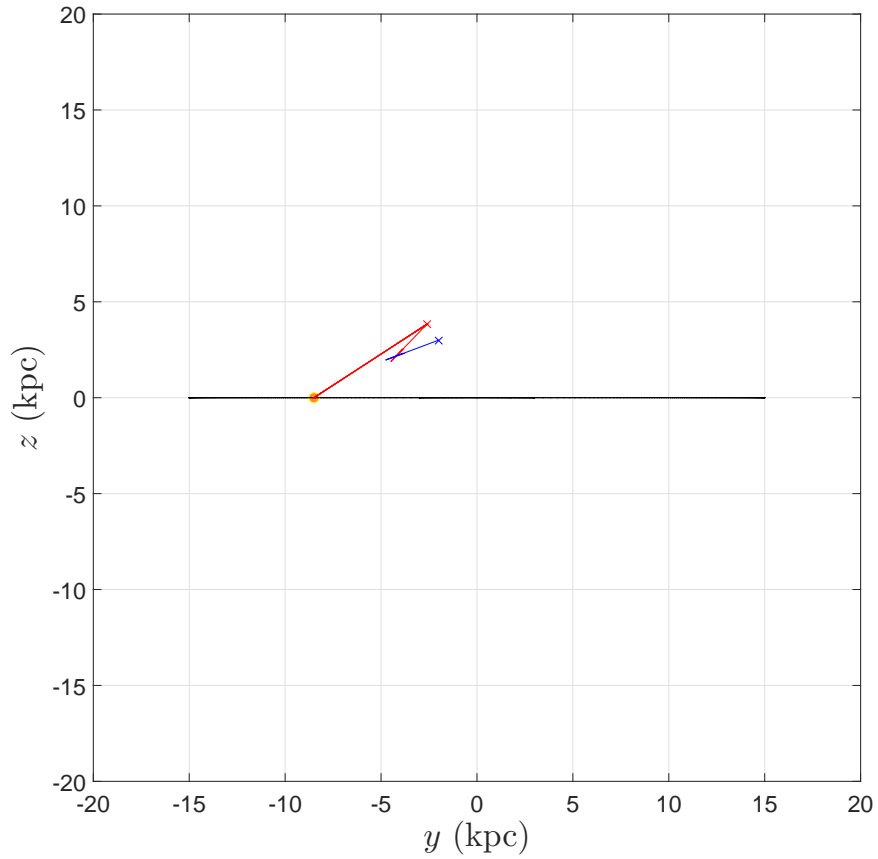


Figure 14: Side view of optimal trajectory to destination C2.

7. Acknowledgements

The author would like to acknowledge the Australian Postgraduate Awards (APA), through which this work was financially supported.

280 References

References

- [1] B. Cassenti, Optimisation of Interstellar Solar Sail velocities, *Journal of the British Interplanetary Society* 50 (12) (1997) 475–478.

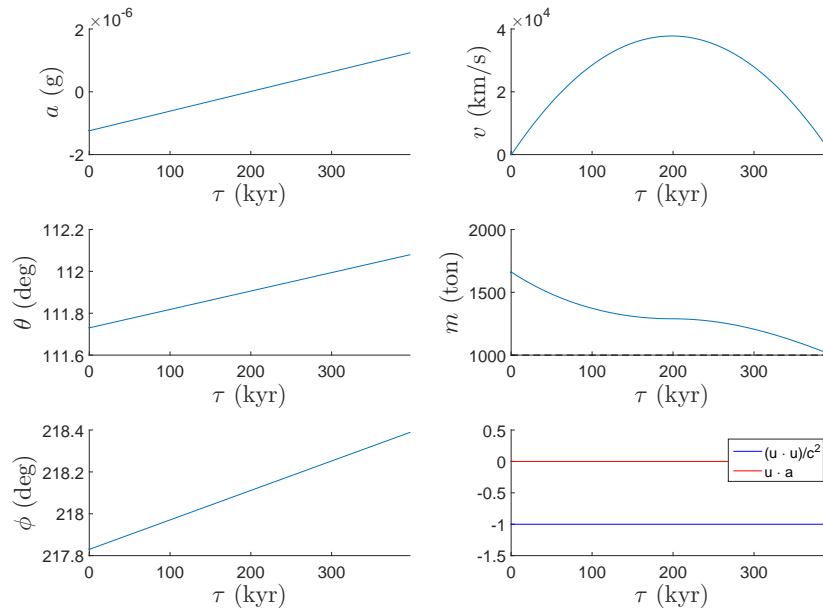


Figure 15: Parameters of the optimal trajectory to destination C2.

- 285 [2] X. Zeng, J. Li, H. Baoyin, S. Gong, Trajectory optimization and applications using high performance solar sails, *Theoretical and Applied Mechanics Letters* 1 (3) (2011) 033001.
- [3] B. Dachwald, Low-thrust trajectory optimization and interplanetary mission analysis using evolutionary neurocontrol, *Doktorarbeit, Institut für Raumfahrttechnik, Universität der Bundeswehr, München.*
- 290 [4] B. Dachwald, Optimal solar sail trajectories for missions to the outer solar system, *Journal of Guidance, Control, and Dynamics* 28 (6) (2005) 1187–1193.
- [5] C. A. Kluever, *Trajectory Optimization of an Interstellar Mission Using Solar Electric Propulsion, NASA (19980004505).*
- 295 [6] O. Abdelkhalik, D. Mortari, N-impulse orbit transfer using genetic algorithms, *Journal of Spacecraft and Rockets* 44 (2) (2007) 456–460.

- [7] J. S. Heyl, The long-term future of space travel, *Physical Review D* 72 (10) (2005) 107302. doi:10.1103/PhysRevD.72.107302.
- [8] W. Rindler, Hyperbolic motion in curved space time, *Physical Review* 119 (6) (1960) 2082–2089. doi:10.1103/PhysRev.119.2082.
- [9] J. Kwan, G. F. Lewis, J. B. James, The Adventures of the Rocketeer: Accelerated Motion Under the Influence of Expanding Space, *Publications of the Astronomical Society of Australia* 27 (1) (2010) 15–22. doi:10.1071/AS09050.
- [10] P. G. Henriques, J. Natario, The rocket problem in general relativity, *Journal of Optimization Theory and Applications* 154 (2) (2012) 500–524.
- [11] J. B. Hartle, *Gravity: An Introduction to Einstein’s General Relativity*, Vol. 1, Addison-Wesley, 2003.
- [12] M. Gasperini, *Theory of Gravitational Interactions*, Springer, 2013.
- [13] M. Miyamoto, R. Nagai, Three-dimensional models for the distribution of mass in galaxies, *Publications of the Astronomical Society of Japan* 27 (1975) 533–543.
- [14] A. Nusser, Ergodic Considerations in the Gravitational Potential of the Milky Way, *The Astrophysical Journal* 706 (1) (2009) 113–118. doi:10.1088/0004-637X/706/1/113.
- [15] L. Hernquist, An analytical model for spherical galaxies and bulges, *The Astrophysical Journal* 356 (1990) 359–364.
- [16] J. F. Navarro, C. S. Frenk, S. D. White, A Universal density profile from hierarchical clustering, *The Astrophysical Journal* 490 (2) (1997) 493.
- [17] W. Dehnen, D. E. McLaughlin, J. Sachania, The velocity dispersion and mass profile of the Milky Way, *Monthly Notices of the Royal Astronomical Society* 369 (4) (2006) 1688–1692. doi:10.1111/j.1365-2966.2006.10404.x.

- [18] P. R. Kafle, S. Sharma, G. F. Lewis, J. Bland-Hawthorn, On the Shoulders of Giants: Properties of the Stellar Halo and the Milky Way Mass Distribution, *The Astrophysical Journal* 794 (1) (2014) 59.
- [19] C. Bennett, D. Larson, J. Weiland, N. Jarosik, G. Hinshaw, N. Odegard, K. Smith, R. Hill, B. Gold, M. Halpern, et al., Nine-year Wilkinson Microwave Anisotropy Probe (WMAP) observations: final maps and results, *The Astrophysical Journal Supplement Series* 208 (2) (2013) 20. doi:10.1088/0067-0049/208/2/20.
- [20] J. S. Bullock, K. V. Johnston, Tracing galaxy formation with stellar halos. I. Methods, *The Astrophysical Journal* 635 (2) (2005) 931–949. doi:10.1086/497422.
- [21] R. K. de Naray, S. S. McGaugh, J. C. Mihos, Constraining the NFW potential with observations and modeling of low surface brightness galaxy velocity fields, *The Astrophysical Journal* 692 (2) (2009) 1321. doi:10.1088/0004-637X/692/2/1321.
- [22] P. R. Kafle, S. Sharma, G. F. Lewis, J. Bland-Hawthorn, Kinematics of the Stellar Halo and the Mass Distribution of the Milky Way Using Blue Horizontal Branch Stars, *The Astrophysical Journal* 761 (1210.7527) (2012) 98. doi:10.1088/0004-637X/761/2/98.
- [23] W. Bade, Relativistic rocket theory, *American Journal of Physics* 21 (4) (1953) 310–312.
- [24] J. T. Betts, Survey of numerical methods for trajectory optimization, *Journal of guidance, control, and dynamics* 21 (2) (1998) 193–207.
- [25] T. Vinkó, D. Izzo, Global optimisation heuristics and test problems for preliminary spacecraft trajectory design, European Space Agency, The Advanced Concepts Team.

- 350 [26] P. Charbonneau, Genetic algorithms in astronomy and astrophysics, The Astrophysical Journal Supplement Series 101 (1995) 309. doi:10.1086/192242.
- [27] D. A. Coley, An Introduction to Genetic Algorithms for Scientists and Engineers, World Scientific, 1999.
- 355 [28] F. J. Kerr, D. Lynden-Bell, Review of galactic constants, Monthly Notices of the Royal Astronomical Society 221 (4) (1986) 1023–1038.
- [29] M. A. Seeds, D. Backman, Stars and Galaxies, 9th Edition, Cengage Learning, 2015.
- [30] P. Moore, R. Rees, Patrick Moore’s Data Book of Astronomy, 2nd Edition, 360 Cambridge University Press, 2011.
- [31] M. H. Jones, R. J. Lambourne, An Introduction to Galaxies and Cosmology, Cambridge University Press, 2004.
- [32] Down East Engineering, Christoffel symbols and geodesics, symbolic model, <http://au.mathworks.com/matlabcentral/fileexchange/45901-christoffel-symbols-and-geodesics-symbolic-model> (2014). 365
- [33] G. L. Matloff, Deep Space Probes: To the Outer Solar System and Beyond, 2nd Edition, Springer, 2010.
- [34] S. Westmoreland, A note on relativistic rocketry, Acta Astronautica 67 (9) (2010) 1248–1251. doi:10.1016/j.actaastro.2010.06.050.
- 370 [35] R. F. Tinder, Relativistic Flight Mechanics and Space Travel: A Primer for Students, Engineers and Scientists (Synthesis Lectures on Engineering Series), Morgan and Claypool Publishers, 2006.
- [36] H. Baumgardt, A. Gualandris, S. P. Zwart, Ejection of hypervelocity stars from the Galactic Centre by intermediate-mass black holes, Monthly Notices of the Royal Astronomical Society 372 (1) (2006) 174–182. 375

- [37] J. G. Hills, Hyper-velocity and tidal stars from binaries disrupted by a massive Galactic black hole, Nature Publishing Group.