

John Harlim · Xiantao Li · He Zhang

A Parameter Estimation Method Using Linear Response Statistics

Received: date / Accepted: date

Abstract This paper presents a new parameter estimation method for Itô diffusions such that the resulting model predicts the equilibrium statistics as well as the sensitivities of the underlying system to external disturbances. Our formulation does not require the knowledge of the underlying system, however we assume that the linear response statistics can be computed via the fluctuation-dissipation theory. The main idea is to fit the model to a finite set of “essential” statistics that is sufficient to approximate the linear response operators. In a series of test problems, we will show the consistency of the proposed method in the sense that if we apply it to estimate the parameters in the underlying model, then we must obtain the true parameters.

Keywords Parameter estimation · Fluctuation-dissipation theory · Linear response

1 Introduction

Modeling complex dynamical systems usually involves proposing a model based on some physical laws, estimating the model parameters from the available observed data, and verifying the results against observables. An important practical issue in modeling is that all models are subjected to error, whether it is due to incomplete physical understanding, misspecification of parameters, or numerical discretization. Regardless of how one chooses the models, a reliable method is needed to determine the parameters, so that the model would have the desired predictive capability. Standard approaches for estimating parameters are to fit the model to the observed data using the maximum likelihood estimate [14] or the Bayesian inference scheme such as the Markov-Chain Monte Carlo methods [4]. One can also estimate some of the parameters by fitting the model to some equilibrium statistics [2]. In this paper, we propose a new parameter estimation method which can predict the equilibrium statistics, with additional considerations that will be discussed next.

An important issue raised in [11] is whether the resulting model is able to recover the sensitivities of the underlying system to external disturbances, in addition to the equilibrium statistics. What

John Harlim
Department of Mathematics
Department of Meteorology and Atmospheric Science
The Pennsylvania State University
E-mail: jharlim@psu.edu

Xiantao Li
Department of Mathematics
The Pennsylvania State University
E-mail: xxl12@psu.edu

He Zhang
Department of Mathematics
The Pennsylvania State University
E-mail: hqz5159@psu.edu

they showed is that in the presence of model error, there are intrinsic barriers to improve the model sensitivities even when the equilibrium statistics are fully recovered. In subsequent works [12, 13, 15], they designed a parameter estimation scheme to recover both the equilibrium statistics and the model sensitivities, and applied their method successfully to various high-dimensional geophysical turbulent problems. Their parameter estimation method is formulated as a minimization problem utilizing an information criterion that involves fitting the linear response operators for the mean and variance.

Motivated by the positive results in their papers [12, 13, 15], we propose to infer the parameters of the Itô diffusions by using the linear response statistics. In our formulation, we assume that the underlying unperturbed dynamics are unknown and that the linear response statistics can be computed via the fluctuation-dissipation-theory (FDT) [10]. Implicitly, this means that all the hypothesis in [6] are satisfied and the equilibrium density of the unperturbed dynamics is known. Of course, the equilibrium density functions for high dimensional problems may not be easily estimated if they are not available as pointed out in [13]. In that case, one may want to relax the assumption of not knowing the underlying unperturbed dynamics and apply the “kicked” response theory to approximate the linear response operator [12, 13].

The main departure of our approach with the one proposed in [12, 13, 15] is as follows. Their method involves minimizing an information-theoretic functional that depends on both the mean and variance response operators. Our idea is to define a finite number of quantities, to be referred to as the *essential statistics*, which would allow us to estimate the linear response operators, which in principle are infinite dimensional objects, of appropriate observables (beyond just the mean and variance). To be more specific, we use a rational approximation to estimate the linear response statistics and the coefficients in the rational functions are related to the essential statistics. Subsequently we estimate the parameters in the model by fitting to these essential statistics. In our approach, we formulate the parameter inference problem into a problem of solving a system of nonlinear equations that involve these essential statistics.

The main goal of this paper is to demonstrate that this approach is a consistent parameter estimation method. This means that if we use the proposed method to estimate the parameters of the underlying model, then we must obtain the true parameters. With this goal in mind, we analyze the proposed approach on three examples. The first example is linear and Gaussian. The second example is a nonlinear stochastic differential equation [9] which was introduced as a prototype model for geophysical turbulence. In these two examples, we will show that all the parameters can be computed explicitly and the consistency of the parameter estimation method can be established. The third example is a Langevin dynamics of a particle driven by conservative, dissipative, and stochastic forces. In this example, we shall see that some parameters cannot be computed analytically. Sufficient conditions to achieve consistent parameter estimation will be discussed.

The remaining part of the paper is organized as follows. In Section 2, we briefly review the fluctuation-dissipation theory for estimating the linear response statistics. In Section 3, we present the proposed parameter inference method using the linear response statistics and established the consistency condition for linear and Gaussian dynamics. In Section 4, we show applications on the nonlinear examples. In Section 5, we conclude the paper with a brief summary and discussion. Two Appendices are included to show some computational details that are left out in the main text.

2 A Brief Overview of the Fluctuation-dissipation theory (FDT)

The fluctuation-dissipation theory (FDT) is a mathematical framework for quantifying the response of a dynamical system in the linear regime subject to small external forcing (see e.g., [8, 10]). Consider an n -dimensional stochastic dynamical system,

$$dx = a(x, \theta) dt + b(x, \theta) dW_t, \quad (1)$$

where $a(x, \theta)$ denotes a vector field, $b(x, \theta)$ denotes a diffusion tensor, W_t denotes standard Wiener processes, and θ denotes the model parameter. Here, we assume that the solutions of (1) can be characterized by a density function $p(x, t)$. We also assume that the system in (1) is ergodic with equilibrium density $p_{eq}(x)$. Consider an external perturbation of the following form, $f(x, t) = c(x)\delta f(t)$ of order- δ where $0 < \delta \ll 1$, such that the solutions of the perturbed dynamics,

$$dx = (a(x, \theta) + c(x)\delta f(t)) dt + b(x, \theta) dW_t,$$

can be characterized by a perturbed density $p^\delta(x, t)$. By perturbation theory (see [10] for details), assuming that the system is initially at equilibrium, the difference between the perturbed and unperturbed statistics of any integrable function $A(x)$ can be estimated by a convolution integral up to order- δ^2 ,

$$\delta\mathbb{E}[A](t) = \mathbb{E}_{p^\delta}[A(x)](t) - \mathbb{E}_{p_{eq}}[A(x)] = \int_0^t k_A(t-s)\delta f(s) ds + \mathcal{O}(\delta^2). \quad (2)$$

In (2), the term $k_A(t)$ is known as the linear response operator. The FDT formulates the linear response operator as,

$$k_A(t) = \mathbb{E}_{p_{eq}}[A(x(t)) \otimes B(x(0))], \quad \text{where} \quad [B(x)]_i = -\frac{\partial_{x_i}(c_i(x)p_{eq}(x))}{p_{eq}(x)}, \quad (3)$$

and $c_i(x)$ denotes the i th component of $c(x)$.

If $A(x) = x$, then k_A corresponds to the mean response operator and if $A(x) = (x - \mathbb{E}(x))^2$, then k_A corresponds to the covariance response operator. The form of this response operator is the same when the underlying dynamical system is a system of ordinary differential equations, assuming that the invariant density is differentiable with respect to x [5]. In statistical mechanics literature, FDT is known as the linear response approach [17, 3], which is the foundation for defining transport coefficients, e.g., viscosity, diffusion constant, heat conductivity etc. The important observation is that non-equilibrium properties can be estimated based on two-point equilibrium statistics.

In practice, the response operator $k_A(t)$ can be computed with a direct time average,

$$k_A(t_j) \approx \frac{1}{N} \sum_{i=1}^N A(x_{i+j}) \otimes B(x_i), \quad (4)$$

given samples of the *unperturbed* dynamics, $x_i = x(t_i) \sim p_{eq}(x)$, a parametric form of the invariant density $p_{eq}(x)$, and the external force $f(x, t) = c(x)\delta(t)$. Thus, the FDT response offers a data-driven method, and it does not require knowing the model (1) nor samples of perturbed dynamics. Implicitly, this means that all the hypothesis in [6] are satisfied and the equilibrium density of the unperturbed dynamics is known. As pointed out in [13], the equilibrium density function for high dimensional problems may not be easily estimated if they are not available, which is beyond the scope of this paper. Our focus is to use the response statistics, defined based on the samples of the unperturbed dynamics, as a means to identify the model parameters θ , which will be illustrated in the next section.

3 The parameter estimation problem

The goal of this paper is to develop a method to infer the parameters θ in the stochastic model in (1), given the time series of $x_i = x(t_i; \theta) \sim p_{eq}(x)$. Here we use a short notation to suppress the dependence on the parameter θ . In particular, we assume that we have no access to the underlying dynamics in (1) in the sense that we know the model except the parameters that produce the data set x_i . While the focus of this paper is to determine parameters of the same model that generates the underlying truth, the proposed method below will be applicable even if the model to be parameterized is different than the underlying model that generates the data x_i . In this case, the method does not need to know the underlying model. To make this point clear, we consider a general setup where the main goal is to estimate the parameters $\tilde{\theta}$ of the following system of SDE's,

$$d\tilde{x} = \tilde{a}(\tilde{x}, \tilde{\theta}) dt + \tilde{b}(\tilde{x}, \tilde{\theta}) d\tilde{W}_t, \quad (5)$$

whose equilibrium density is characterized by \tilde{p}_{eq} . One of the main goals of this paper is to introduce consistent parameter estimation method. This means that if we employ the method to the underlying model, it will yield the true parameters. Mathematically, this consistency condition is achieved when $\tilde{a}(\tilde{x}, \theta) = a(\tilde{x}, \theta)$ and $\tilde{b}(\tilde{x}, \theta)\tilde{b}(\tilde{x}, \theta)^\top = b(\tilde{x}, \theta)b(\tilde{x}, \theta)^\top$. Namely, when the exact parameters are recovered, the exact model will be recovered. As we will show in examples below in Section 4, in fact, some of these parameters are not identifiable by fitting the one-time equilibrium statistics alone, and additional statistics need to be included.

Following the idea in [11, 13], we consider inferring the parameters $\tilde{\theta}$ in (5) such that the linear response statistics of the model in (5),

$$\tilde{\delta\mathbb{E}}[A] = \mathbb{E}_{\tilde{p}^\delta}[A(\tilde{x})](t) - \mathbb{E}_{\tilde{p}^{eq}}[A(\tilde{x})], \quad (6)$$

under the external forcing, $f(x, t) = c(x)\delta f(t)$, agree with the linear response statistics $\delta\mathbb{E}[A]$ given in (2) of the underlying system (1) under the same external disturbances. In (6), the notation \tilde{p}^δ denotes the perturbed density of the approximate model in (5) under external forcing. With this setup, let us illustrate our idea for solving this inference problem.

3.1 The essential statistics

The key challenge in this inference problem is to find the parameters such that the resulting response operator in (6) agree with $k_A(t)$ without knowing the underlying dynamics in (1). It is clear that computing the full response kernel $k_A(t)$ for each $t \geq 0$ is not practical, since it is an infinite dimensional object. Instead, we define a finite number of quantities, to be referred to as the *essential statistics*, which would allow us to approximate the linear response operator $k_A(t)$, and subsequently estimate the parameters in the model by fitting to these essential statistics.

For this purpose, we define

$$y(t) = \int_0^t k_A(t - \tau)\delta f(\tau) d\tau. \quad (7)$$

Taking the Laplace transform on both sides, we have,

$$Y(s) = K(s)\delta F(s), \quad (8)$$

where $Y, K, \delta F$ denote the Laplace transforms of $y, k_A, \delta f$, respectively. Next consider a rational approximation in terms of s^{-1} ,

$$K(s) \approx R_{m,m} \stackrel{\text{def}}{=} (I - s^{-1}\beta_1 - s^{-m}\beta_m)^{-1}(s^{-1}\alpha_1 + \dots + s^{-m}\alpha_m), \quad (9)$$

where $\alpha_i, \beta_i \in \mathbb{R}^{n \times n}$ are to be determined. Compared to the standard polynomial approximations, the rational approximation often offers a larger radius of convergence. More importantly, one can choose parameters so that the approximation has appropriate asymptotes toward infinity.

To illustrate the idea, suppose $m = 1$, and we have,

$$K(s) \approx R_{1,1} \stackrel{\text{def}}{=} [I - \lambda\beta_1]^{-1}\lambda\alpha_1, \quad \lambda = \frac{1}{s}. \quad (10)$$

To determine the coefficients, we expand $R_{1,1}$ around $\lambda = 0_+$,

$$R_{1,1} = \lambda\alpha_1 + \lambda^2\beta_1\alpha_1 + \mathcal{O}(\lambda^3).$$

Similarly, we expand the response kernel, and with direct calculations, we find that,

$$K(s) = \int_0^t e^{-t/\lambda}k_A(t)dt = \lambda k_A(0) + \lambda^2 k'_A(0) + \mathcal{O}(\lambda^3),$$

which can be obtained using repeated integration-by-parts. By matching the first two coefficients, which is a standard Padé approximation, we arrive at

$$\alpha_1 = k_A(0), \quad \beta_1 = k'_A(0)k_A(0)^{-1}.$$

The corresponding approximation in the time domain can be deduced as follows. Substituting (10) to (8), we get,

$$sY(s) = \beta_1 Y(s) + \alpha_1 \delta F(s),$$

Now noticing that $R_{1,1}(0) = k_A(0)$ due to the first matching condition, we can apply the inverse Laplace transform, and obtain the following initial value problem,

$$y' = \beta_1 y + \alpha_1 \delta f, \quad y(0) = 0,$$

or equivalently,

$$y(t) = \int_0^t e^{(t-\tau)\beta_1} \alpha_1 \delta f(\tau) d\tau. \quad (11)$$

Comparing (7) and (11), we see that this procedure corresponds to approximating the response operator by,

$$k_A(t) \approx e^{t\beta_1} \alpha_1, \quad (12)$$

where $e^{t\beta_1}$ is a matrix exponential.

For arbitrary m , the rational function approximation of the Laplace transform corresponds to the following approximation in the time domain,

$$k_A(t) \approx g_m(t) \stackrel{\text{def}}{=} (I \ 0 \ \cdots \ 0) e^{tG} \begin{pmatrix} \alpha_1 \\ \alpha_2 \\ \vdots \\ \alpha_m \end{pmatrix}, \quad G = \begin{pmatrix} \beta_1 & I & 0 & \cdots & 0 \\ \beta_2 & 0 & I & \cdots & 0 \\ \vdots & \vdots & \vdots & \ddots & I \\ \beta_m & 0 & 0 & \cdots & 0 \end{pmatrix}. \quad (13)$$

To determine the coefficients, we extend the first order approximation and enforce additional conditions. More specifically, we choose $t_0 < t_1 < \cdots < t_j$, and enforce the conditions,

$$k_A^{(i)}(t_0) = r^{(i)}(t_0), \quad k_A^{(i)}(t_1) = r^{(i)}(t_1), \quad \cdots, \quad k_A^{(i)}(t_j) = r^{(i)}(t_j), \quad 0 \leq i \leq 2m - 1. \quad (14)$$

Here $r(t)$ is the inverse Laplace transform of the rational function $R_{m,m}(\lambda)$. Also, if $J = 0$, then we have the same number of equations and parameters, $2m$, and the approximation becomes a standard Padé approximation at $\lambda = 0$. The matching conditions involve the derivatives of the response function at zero: $k_A^{(i)}(0), i = 0, \dots, 2m - 1$. If $J > 1$, we would have more equations than the unknowns. Based on these observations, we define:

Definition 1 Let $\{k_A^{(i)}(t_j)\}_{j=0,1,\dots,J}$ be the *essential statistics* in a sense that they are sufficient to approximate the response operator $k_A(t)$ up to order- m , for $i = 0, \dots, 2m - 1$.

In our discussion below, we will first focus mostly on the essential statistics at $t_0 = 0$ with $J = 0$. In particular, we define $M_i \stackrel{\text{def}}{=} k_A^{(i)}(0)$. The short-time essential statistics can be approximated, e.g., by finite difference approximation on the FDT response operator estimated in (4). Meanwhile, as we will demonstrate later, for problems where the intermediate time scale is also of importance, it is necessary to extend the essential statistics to different times $t_j \neq 0$, e.g., by using nonlinear least-square fitting to approximate the FDT response operator, and consider a more general matching procedure, such as the multipoint approximation (14).

3.2 Inference method by fitting the essential statistics

Given any integrable function $A(x)$, we define the response property of the surrogate model,

$$\hat{k}_A(t, \tilde{\theta}) = \mathbb{E}_{\tilde{p}_{eq}}[A(x(t)) \otimes B(x(0))], \quad \text{where} \quad B_i(x) = -\frac{\partial_{x_i}(c_i(x)p_{eq}(x))}{p_{eq}(x)}. \quad (15)$$

We should stress that this is not the FDT response of (5) since B is defined with respect to p_{eq} as in (3). For the FDT response, B should be defined with respect to \tilde{p}_{eq} .

We first consider estimating the parameters in (5) by solving

$$\hat{k}_A^{(i)}(0, \tilde{\theta}) = M_i, \quad i = 0, 1, \dots, 2m - 1. \quad (16)$$

By solving this system of equations, we essentially match the same statistics, estimated by averaging over two different realizations. One from the observed data which are samples of the unperturbed equilibrium solutions, and another one from the realizations of the approximate dynamics (5). We should point out that for $i = 0$, we are essentially fitting the equilibrium covariance statistics.

Before discussing complex examples, let us establish the consistency of the proposed parameter estimation method in a simple context.

Theorem 1 Consider $x \in \mathbb{R}^n$ that solves a system of linear SDEs,

$$dx = Cx dt + D dW_t, \quad x(0) = x_0, \quad (17)$$

where W_t is a d -dimensional Wiener process and matrices $C \in \mathbb{R}^{n \times n}$ and $D \in \mathbb{R}^{n \times d}$ are defined such that x is ergodic. The underlying parameters C and DD^\top in (17) can be estimated exactly by solving a system of equations in (16) with $m = 1$, where k_A and \hat{k}_A are operators defined with $A(x) = x$ and constant external forcing $f(x, t) = \delta$.

Proof Notice that the system in (17) has a unique Gaussian invariant measure with a symmetric positive definite covariance matrix S that solves the Lyapunov equation $CS + SC^\top + DD^\top = 0$. In this problem, the given model is exactly in the form of (17), that is, $d\tilde{x} = \tilde{C}\tilde{x} dt + \tilde{D} dW_t$ and our goal is to employ the fitting strategy proposed in (16) to estimate \tilde{C} and \tilde{D} . For a constant forcing $f(x, t) = \delta$ and functional $A(x) = x$, one can verify that,

$$k_A(t) = e^{tC}, \quad \hat{k}_A(t) = e^{t\tilde{C}} \tilde{S} S^{-1}.$$

Here \tilde{S} is the equilibrium covariance matrix of the approximate model which solves the Lyapunov equation $\tilde{C}\tilde{S} + \tilde{S}\tilde{C}^\top + \tilde{D}\tilde{D}^\top = 0$. Equating $M_0 = \hat{k}_A(0)$ gives $\tilde{S} = S$, and setting $M_1 = \hat{k}'_A(0)$ gives $C = \tilde{C}$. From the Lyapunov equation, it is clear that $\tilde{D}\tilde{D}^\top = -\tilde{C}\tilde{S} - \tilde{S}\tilde{C}^\top = -CS - SC^\top = DD^\top$. \square

From this example, as well as the examples in the next section, one can see that it is important to define $B_i(x)$ according to (15). In particular, since p_{eq} is involved, $\hat{k}_A(0)$ leads to an equation that naturally connects the equilibrium covariance matrices. The key point of the Theorem above is that one can recover the true parameters by just applying the proposed fitting scheme in (16) with $m = 1$. It also confirms that by fitting only the one-time equilibrium variances, $M_0 = \hat{k}_x(0)$, we only obtain $\tilde{S} = S$ which is not sufficient to determine the model parameters.

While our strategy is to fit the slope of the correlation function at $t = 0$, alternatively, one can also fit the correlation times,

$$M_\infty := \int_0^\infty k_A(t) dt = \int_0^\infty \hat{k}_A(t) dt,$$

to obtain $\tilde{C} = C$ and use the same argument above to obtain $\tilde{D}\tilde{D}^\top = DD^\top$. This type of statistics has a close connection with the widely used Green-Kubo formula in statistical physics [7, 17]. In practice, however, this fitting procedure may encounter the following problems: (1) A long time series is usually needed; (2) It requires accurate estimation of the correlation functions $k_x(t)$ for $t \gg 1$ which can be computationally demanding, unless the correlation length is very short. Due to these potential issues, this approach won't be pursued here.

For general nonlinear problems, the number of essential statistics, m , that is needed in the proposed fitting strategies depends on the properties of $\hat{k}_A^{(i)}(0, \tilde{\theta})$ as functions of the model parameters, $\tilde{\theta}$, and the number of model parameters. As we will see in the next section, the functional dependence on $\tilde{\theta}$ can be very nontrivial even in the case when the analytical expressions are available. We should also mention that numerically the higher order derivatives, $M_i = k_A^{(i)}(0)$, $i > 1$ will be difficult to estimate, as we shall see in Section 4.2 below. To mitigate this practical issue, we will consider matching the lower order derivatives at different points t_j in placed of matching the higher order derivatives, $i > 1$, in (16). In particular, we will consider fitting the following finite number of essential statistics,

$$\hat{k}_A^{(i)}(t_j, \tilde{\theta}) = k_A^{(i)}(t_j), \quad i = 0, 1, \quad 0 = t_0 < t_1 < \dots < t_J. \quad (18)$$

We shall see that the fitting strategy in (18) is a consistent parameter estimation method for nontrivial complex dynamical systems.

4 Nonlinear examples

In this section, we demonstrate the parameter estimation procedure using two examples. The first example is a system of three-dimensional SDEs that characterizes geophysical turbulence. The second one is the Langevin equation, which is a classical example in statistical mechanics for the dynamics of a particle driven by various forces.

4.1 A simplified turbulence model

Consider the following system of SDEs, which were introduced in Chapter 2.3 of [9] as a simplified model for geophysical turbulence,

$$\frac{dx}{dt} = B(x, x) + Lx - \Lambda x + \sigma \Lambda^{1/2} \dot{W}, \quad (19)$$

where $x \in \mathbb{R}^3$. The term $B(x, x)$ is bilinear, satisfying the Liouville property, $\text{div}_x(B(x, x)) = 0$ and the energy conservation, $x^\top B(x, x) = 0$. The linear operator L is skew symmetric, $x^\top Lx = 0$, representing the β -effect of Earth's curvature. In addition, $\Lambda > 0$ is a fixed positive-definite matrix and the operator $-\Lambda x$ models the dissipative mechanism. The white noise stochastic forcing term $\sigma \Lambda^{1/2} \dot{W}$ with scalar $\sigma^2 > 0$ represents the interaction of the unresolved scales.

As a specific example, we consider the following bilinear form for $B(x, x)$,

$$B(x, x) = (B_1 x_2 x_3, B_2 x_1 x_3, B_3 x_1 x_2)^\top$$

such that $B_1 + B_2 + B_3 = 0$ so that the Liouville and energy conservation conditions are satisfied. For this model, it is not very difficult to verify that the equilibrium density is Gaussian,

$$p_{eq}(x) \propto \exp\left(-\frac{1}{2}\sigma_{eq}^{-2}x^\top x\right), \quad (20)$$

where $\sigma_{eq}^2 = \sigma^2/2$. It is clear that the equilibrium statistics only depends on σ_{eq} , and hence the parameters $\{B_1, B_2, B_3, L, \Lambda\}$ can't be estimated from fitting the one-time equilibrium statistics alone. Here we demonstrate how the essential statistics can help to estimate these parameters.

Let $f = \delta$ be a constant forcing, where $|\delta| \ll 1$ and suppose that the observable is $A(x) = x$. In this case, one can verify that the mean FDT response operator is the correlation function of x ,

$$k_A(t) = \frac{1}{\sigma_{eq}^2} \mathbb{E}_{p_{eq}}[x(t)x(0)^\top]. \quad (21)$$

This linear response operator can be estimated using the solutions of the unperturbed dynamics in (19) (as shown in Figure 1 with the gray curves, which we refer as the true response operator). In the numerical experiment, we have set $B_1 = .5, B_2 = 1, B_3 = -1.5$,

$$L = \begin{pmatrix} 0 & 1 & 0 \\ -1 & 0 & -1 \\ 0 & 1 & 0 \end{pmatrix}, \quad \Lambda = \begin{pmatrix} 1 & \frac{1}{2} & \frac{1}{4} \\ \frac{1}{2} & 1 & \frac{1}{2} \\ \frac{1}{4} & \frac{1}{2} & 1 \end{pmatrix},$$

and $\sigma = 1/5$. We solve the SDE to generate samples at the equilibrium state with the weak trapezoidal method [1] with step size $\delta t = 2 \times 10^{-4}$. The correlation function in (21) is computed using 10^7 samples obtained by subsampling every 5 steps of the solutions up to 5000 model unit time.

With the data at hand, now consider estimating the parameters in (19). In other words, we assume that the underlying physical model is known except for the true parameters θ . Using the 'tilde' notation in (5), we have at most $\tilde{\theta} \in \mathbb{R}^{12}$: two of \tilde{B}_j since the third component can be specified by the energy conserving constraint ($\sum_j \tilde{B}_j = 0$); three upper off-diagonal components of the skew symmetric \tilde{L} ; six upper diagonal components of symmetric $\tilde{\Lambda}$, and finally, $\tilde{\sigma}$. Since the equilibrium density has zero mean, we don't need to fit the mean statistics. Furthermore, since the first two moments of any Gaussian statistics are the sufficient statistics, all of the higher-order statistics of odd order are zero and those

with even order are automatically satisfied when the equilibrium covariance statistics are accounted (by matching $\hat{k}_x(0, \theta) = M_0$).

In Figure 1, we show the order-one approximation (12) of the mean response operator, i.e., $k_x(t) \approx g_1(t) = e^{t\beta_1} \alpha_1$ in (21) (black curve). Here, the parameters α_1, β_1 are obtained by solving the equations, $M_0 = \alpha_1$ and $M_1 = \beta_1 \alpha_1$. Clearly, we observe very good agreement between the exact response functions and the order-1 approximation using just M_0 and M_1 . For this example, we found that $M_0 = I$ and $M_1 = L - A$, where the derivation for M_1 is deduced below, cf. (25). The exact value of M_1 given by,

$$M_1 = \begin{pmatrix} -1 & 0.5 & -0.25 \\ -1.5 & -1.0 & -1.5 \\ -0.25 & 0.5 & -1 \end{pmatrix}.$$

On the other hand, a straightforward finite difference approximation based on the time correlation function computed from the numerical solution of the SDEs yields the following approximation,

$$M_1 \approx \begin{pmatrix} -0.9987 & 0.51956 & -0.2416 \\ -1.5088 & -0.9999 & -1.4976 \\ -0.2623 & 0.5096 & -0.9979 \end{pmatrix},$$

which is quite satisfactory compared to the exact values. This approach would be needed in cases where the time series of the solution (data) are available, but the full model is not. This suggests that by fitting the model to M_0 and M_1 , we would capture the correct response property.

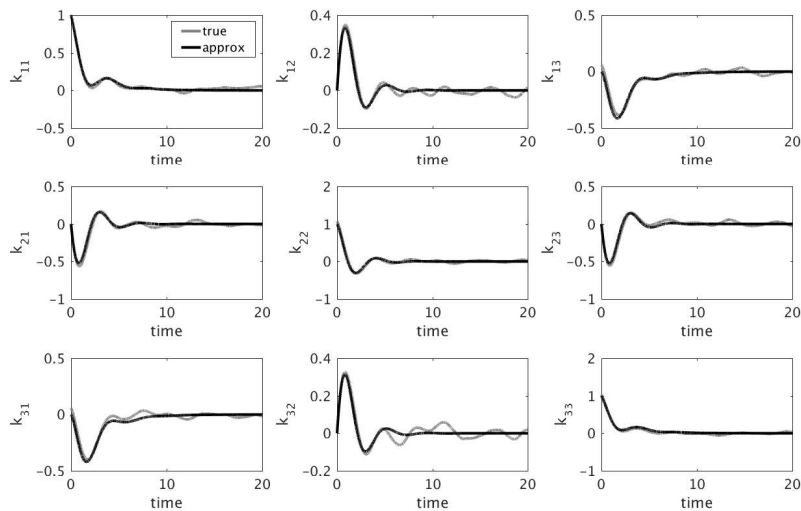


Fig. 1 Response operator of the three-dimensional system in Example 1: truth (dark) vs the first-order rational approximation (gray).

Now let's return to the parameter estimation problem, by applying the fitting strategy in (16) to the triad model in (19). From (21) and the definition of $\hat{k}_x(t)$ in (15), it is clear that,

$$M_0 = k_x(0) = I, \quad \text{and} \quad \hat{k}_x(0) = \frac{1}{\sigma_{eq}^2} \mathbb{E}_{\tilde{p}_{eq}}[x(0)x(0)^\top] = \frac{\tilde{\sigma}_{eq}^2}{\sigma_{eq}^2} I.$$

Here, we suppressed the parameter dependence by writing $\hat{k}_x(0) = \hat{k}_x(0, \tilde{\theta})$ and understood that $\tilde{\theta} = (\tilde{\sigma}, \tilde{B}_j, \dots) \in \mathbb{R}^{12}$. Setting $M_0 = \hat{k}_x(0)$ gives

$$\tilde{\sigma}_{eq}^2 = \frac{\tilde{\sigma}^2}{2} = \sigma_{eq}^2, \quad (22)$$

or equivalently, $\tilde{p}_{eq} = p_{eq}$, since the invariant measure is Gaussian with mean zero and covariance $\sigma_{eq}^2 I$ as noted in (20).

To compute $\hat{k}^{(i)}$ for $i \geq 1$, we let $\tilde{p}(x, t|y, 0)$ be the solution of the corresponding Fokker-Planck equation [16],

$$\frac{\partial}{\partial t} \tilde{p} = \tilde{\mathcal{L}}^* \tilde{p}, \quad \tilde{p}(x, 0) = \delta(y - x), \quad (23)$$

where the operator $\tilde{\mathcal{L}}^*$ is the forward operator of the model whose parameters are to be estimated. Since this example concerns with estimating the parameters in the true model, the operator $\tilde{\mathcal{L}}^*$ is nothing but the forward operator of the true model in (19). In particular, the generator,

$$\tilde{\mathcal{L}} = (\tilde{B}(x, x) + \tilde{L}x - \tilde{\Lambda}x) \cdot \nabla + \frac{1}{2} \tilde{\sigma}^2 \tilde{\Lambda} : \nabla^2 \quad (24)$$

is the adjoint of $\tilde{\mathcal{L}}^*$. Here, the operation $A : B = \sum_{i,j} A_{i,j} B_{i,j}$ and ∇^2 denotes the Hessian operator. Using (23) and (24), we can deduce that,

$$\begin{aligned} \hat{k}'_x(t) &= \frac{1}{\sigma_{eq}^2} \int_{\mathbb{R}^3} \int_{\mathbb{R}^3} A(x) \otimes B(y) \frac{\partial}{\partial t} \tilde{p}(x, t|y, 0) dx dy \\ &= \frac{1}{\sigma_{eq}^2} \int_{\mathbb{R}^3} \int_{\mathbb{R}^3} A(x) \otimes B(y) \tilde{\mathcal{L}}^* \tilde{p}(x, t|y, 0) dx dy \\ &= \frac{1}{\sigma_{eq}^2} \int_{\mathbb{R}^3} \int_{\mathbb{R}^3} \tilde{\mathcal{L}} A(x) \otimes B(y) \tilde{p}(x, t|y, 0) dx dy. \end{aligned}$$

Since $A(x) = x, B(y) = \frac{1}{\sigma_{eq}^2} y$, and $\tilde{\mathcal{L}}$ is a differential operator with respect to x , by setting $t = 0$, we obtain,

$$\begin{aligned} \hat{k}'_x(0) &= \frac{1}{\sigma_{eq}^2} \int_{\mathbb{R}^3} \int_{\mathbb{R}^3} (\tilde{B}(x, x) + \tilde{L}x - \tilde{\Lambda}x) y^\top \tilde{p}(x, 0|y, 0) dx dy \\ &= \frac{1}{\sigma_{eq}^2} \int_{\mathbb{R}^3} (\tilde{B}(x, x) + \tilde{L}x - \tilde{\Lambda}x) x^\top \tilde{p}_{eq}(x) dx \\ &= \frac{\tilde{\sigma}_{eq}^2}{\sigma_{eq}^2} (\tilde{L} - \tilde{\Lambda}). \end{aligned} \quad (25)$$

In deriving this, we have used the fact that the moments of order-3 of a Gaussian distribution with mean zero are zero. Setting $M_1 = \hat{k}'_x(0)$, we obtain a system of nine equations,

$$M_1 = \frac{\tilde{\sigma}_{eq}^2}{\sigma_{eq}^2} (\tilde{L} - \tilde{\Lambda}). \quad (26)$$

Notice that with the equations (22) and (26) together, we are still short by two equations if we want to estimate all the twelve parameters in the triad model. Using the same technique, one can find a set of equations $M_2 = \hat{k}''_x(0)$, where the right hand terms are functions of \tilde{B}_i , the coefficients of the quadratic terms. In particular, continuing from the previous step of the calculation, we have,

$$\hat{k}''_x(0) = \frac{1}{\sigma_{eq}^2} \int_{\mathbb{R}^3} \int_{\mathbb{R}^3} \tilde{\mathcal{L}} (\tilde{B}(x, x) + \tilde{L}x - \tilde{\Lambda}x) y^\top \tilde{p}(x, 0|y, 0) dx dy.$$

Direct calculations (see Appendix A) yields,

$$M_2 = \hat{k}''_x(0) = \frac{\tilde{\sigma}_{eq}^2}{\sigma_{eq}^2} (\tilde{L} - \tilde{\Lambda})^2 - \frac{\tilde{\sigma}_{eq}^4}{\sigma_{eq}^2} \begin{pmatrix} \tilde{B}_1^2 & 0 & 0 \\ 0 & \tilde{B}_2^2 & 0 \\ 0 & 0 & \tilde{B}_3^2 \end{pmatrix}. \quad (27)$$

The coefficients \tilde{B}_i s are involved in M_2 . However the signs of \tilde{B}_i cannot be uniquely determined from (27), since if $(\tilde{B}_1, \tilde{B}_2, \tilde{B}_3)$ satisfies the equation then $-(\tilde{B}_1, \tilde{B}_2, \tilde{B}_3)$ will also satisfy the equation. To identify uniquely the signs of the parameters \tilde{B}_i 's, a natural idea will be to check the third or higher order derivatives of $\hat{k}_x(t)$ at point $t = 0$.

Let's verify whether this is a viable approach. For this purpose, we define some multi-index notation. Consider $x = (x_1, x_2, x_3)$ and $\alpha = (\alpha_1, \alpha_2, \alpha_3)$. We define $x^\alpha = x_1^{\alpha_1} x_2^{\alpha_2} x_3^{\alpha_3}$ and $|\alpha| = \alpha_1 + \alpha_2 + \alpha_3$. We will need the following lemma.

Lemma 1 *Let $\tilde{\mathcal{L}}$ be the generator in (24), then repeated applications of the operator $\tilde{\mathcal{L}}$ to x yield polynomials of x ,*

$$\tilde{\mathcal{L}}^n x = \sum_{|\alpha| \leq n+1} P_\alpha x^\alpha, \quad \forall n \geq 1. \quad (28)$$

Moreover, if $|\alpha|$ is an odd number, then $P_\alpha = P_\alpha(\tilde{B}_1^2, \tilde{B}_2^2, \tilde{B}_1\tilde{B}_2, \tilde{\sigma}, \tilde{L} - \tilde{\Lambda})$, that is, the coefficients of P_α only depend on the set of parameters $\{\tilde{B}_1^2, \tilde{B}_2^2, \tilde{B}_1\tilde{B}_2, \tilde{\sigma}, \tilde{L} - \tilde{\Lambda}\}$.

Proof To prove the lemma, we show that for all n , the coefficients in (28) satisfy:

$$P_\alpha = \begin{cases} P_\alpha(\{\tilde{B}^\beta\}_{|\beta| \leq |\alpha|-1, |\beta| \text{ is odd}}, \tilde{\sigma}, \tilde{L} - \tilde{\Lambda}), & \forall |\alpha| \text{ even,} \\ P_\alpha(\{\tilde{B}^\beta\}_{|\beta| \leq |\alpha|-1, |\beta| \text{ is even}}, \tilde{\sigma}, \tilde{L} - \tilde{\Lambda}), & \forall |\alpha| \text{ odd,} \end{cases} \quad (29)$$

where $\tilde{B}^\beta = \tilde{B}_1^{\beta_1} \tilde{B}_2^{\beta_2} \tilde{B}_3^{\beta_3}$ is also a multi-index notation. Equation (29) basically says that if $|\alpha|$ is even (odd), then P_α is the coefficient of x^α that depends on $\tilde{\sigma}, \tilde{L} - \tilde{\Lambda}, \{\tilde{B}^\beta\}_{|\beta| \leq |\alpha|-1}$, where $|\beta|$ is odd (even). That is, when $|\alpha|$ is odd (as in the statement of the lemma),

$$P_\alpha = P_\alpha(\{\tilde{B}_i \tilde{B}_j\}, \tilde{\sigma}, \tilde{L} - \tilde{\Lambda}).$$

Furthermore, since $\tilde{B}_3 = -(\tilde{B}_1 + \tilde{B}_2)$ we end up with $P_\alpha = P_\alpha(\tilde{B}_1^2, \tilde{B}_2^2, \tilde{B}_1\tilde{B}_2, \tilde{\sigma}, \tilde{L} - \tilde{\Lambda})$.

Now we prove that the coefficients of (28) satisfy equation (29) for all n . By induction,

1. For $n = 1$, we have $\tilde{\mathcal{L}}x = \tilde{B}(x, x) + (\tilde{L} - \tilde{\Lambda})x$, and the coefficients satisfy (29) since $(\tilde{L} - \tilde{\Lambda})x$ is the odd power term in x and $\tilde{B}(x, x)$ is the even power term in x .
2. Assume for $n = k$, we set

$$\tilde{\mathcal{L}}^k x = \sum_{|\alpha| \leq k+1} P_\alpha^k x^\alpha, \quad \tilde{\mathcal{L}}^{k+1} x = \sum_{|\alpha| \leq k+2} P_\alpha^{k+1} x^\alpha,$$

where P_α^k satisfies (29). From (24) we have

$$\begin{aligned} \tilde{\mathcal{L}} P_\alpha^k x^\alpha &= P_\alpha^k (\tilde{B}(x, x) + \tilde{L}x - \tilde{\Lambda}x) \cdot \nabla x^\alpha + \frac{1}{2} P_\alpha^k \tilde{\sigma}^2 \tilde{\Lambda} : \nabla^2 x^\alpha \\ &= P_\alpha^k \tilde{B}(x, x) \cdot \nabla x^\alpha + P_\alpha^k (\tilde{L} - \tilde{\Lambda})x \cdot \nabla x^\alpha + \frac{1}{2} P_\alpha^k \tilde{\sigma}^2 \tilde{\Lambda} : \nabla^2 x^\alpha \end{aligned}$$

where the gradient vector ∇x^α is a row vector. Notice $P_\alpha^k \tilde{B}(x, x) \cdot \nabla x^\alpha$ is of power $|\alpha| + 1$, $P_\alpha^k (\tilde{L} - \tilde{\Lambda})x \cdot \nabla x^\alpha$ is of power $|\alpha|$ and $\frac{1}{2} P_\alpha^k \tilde{\sigma}^2 \tilde{\Lambda} : \nabla^2 x^\alpha$ is of power $|\alpha| - 2$. Thus, $\tilde{\mathcal{L}}^{k+1} x = \tilde{\mathcal{L}} \tilde{\mathcal{L}}^k x$ will at most have polynomial of degree $k + 2$. In conclusion, we have the following table which shows the even or odd power terms of x in $\tilde{\mathcal{L}} P_\alpha^k x^\alpha$, depending on whether $|\alpha|$ is even or odd. Applying the assumption that P_α^k satisfies (29) and noticing that $\tilde{\Lambda} = -\frac{1}{2}[(\tilde{L} - \tilde{\Lambda}) + (\tilde{L} - \tilde{\Lambda})^\top]$, we see that the formula (29) is satisfied for $\tilde{\mathcal{L}}^{k+1} x$. Thus the lemma is proved. \square

Using this lemma, we obtain

Proposition 1 *Parameters \tilde{B}_i cannot be identified uniquely from matching $M_i = \hat{k}_x^{(i)}(t)$, where $i \geq 0$ at $t = 0$.*

Table 1 The odd and even power terms in $\tilde{\mathcal{L}}P_\alpha^k x^\alpha$ for various choice of $|\alpha|$.

	Odd power term in $\tilde{\mathcal{L}}P_\alpha^k x^\alpha$	Even power term in $\tilde{\mathcal{L}}P_\alpha^k x^\alpha$
$ \alpha $ even	$P_\alpha^k(\tilde{L} - \tilde{\Lambda})x \cdot \nabla x^\alpha$	$P_\alpha^k \tilde{B}(x, x) \cdot \nabla x^\alpha, \frac{1}{2}P_\alpha^k \tilde{\sigma}^2 \tilde{\Lambda} : \nabla^2 x^\alpha$
$ \alpha $ odd	$P_\alpha^k \tilde{B}(x, x) \cdot \nabla x^\alpha, \frac{1}{2}P_\alpha^k \tilde{\sigma}^2 \tilde{\Lambda} : \nabla^2 x^\alpha$	$P_\alpha^k(\tilde{L} - \tilde{\Lambda})x \cdot \nabla x^\alpha$

Proof Since at equilibrium state $x \sim \mathcal{N}(0, \tilde{\sigma}_{eq}^2 I)$, we have that $\mathbb{E}_{\tilde{p}_{eq}}[x^\alpha] = 0$ if $|\alpha|$ is odd. Since $\hat{k}_A^{(i)}(0) = \frac{1}{\tilde{\sigma}_{eq}^2} \mathbb{E}_{\tilde{p}_{eq}}[(\mathcal{L}^i x)x^\top]$, it is clear that the nontrivial components of $\hat{k}_A^{(i)}(0)$ are contributed by only the odd power terms of $\tilde{\mathcal{L}}^i x$. From the lemma above, it is also clear that $\hat{k}_A^{(i)}(0)$ is always a function of $(\tilde{B}_1^2, \tilde{B}_2^2, \tilde{B}_1 \tilde{B}_2, \tilde{L} - \tilde{\Lambda})$. Therefore, we cannot uniquely determine $\{\tilde{B}_i\}$ from matching the conditions $M_i = \hat{k}_x^{(i)}(0)$, for all $i \geq 0$. \square

The proposition above confirms that we cannot recover the parameters $\{\tilde{B}_i\}$ in (19) uniquely by fitting only the mean response statistics. However, we claim that these parameters can be determined by fitting the response statistics of different observables, A . For example, consider $A(x) = (x_2 x_3, x_1 x_3, x_1 x_2)^\top$. Since $A(x)$ has only even power terms, we know that $\hat{k}_A(0) = 0$. Notice that,

$$\nabla A(x) = \begin{pmatrix} 0 & x_3 & x_2 \\ x_3 & 0 & x_1 \\ x_2 & x_1 & 0 \end{pmatrix}.$$

Thus the only odd power term in $\tilde{\mathcal{L}}A(x)$ is $\tilde{B}(x, x) \cdot \nabla A(x)$, which is,

$$\tilde{B}(x, x) \cdot \nabla A(x) = \begin{pmatrix} \tilde{B}_2 x_1 x_3^2 + \tilde{B}_3 x_1 x_2^2 \\ \tilde{B}_1 x_2 x_3^2 + \tilde{B}_3 x_1^2 x_2 \\ \tilde{B}_1 x_2^2 x_3 + \tilde{B}_2 x_1^2 x_3 \end{pmatrix}$$

Thus we have

$$\hat{k}'_A(0) = \frac{1}{\sigma_{eq}^2} \int_{\mathbb{R}^3} \tilde{B}(x, x) \cdot \nabla A(x) x^\top \tilde{p}_{eq} dx = \frac{\tilde{\sigma}_{eq}^4}{\sigma_{eq}^2} \begin{pmatrix} B_2 + B_3 & 0 & 0 \\ 0 & B_1 + B_3 & 0 \\ 0 & 0 & B_1 + B_2 \end{pmatrix}$$

which contains linear terms of B_i s. This observation suggests that in order to fully recover all the parameters in (19), one may have to choose multiple observables as test functions.

From this example, we also notice that the term M_1 involves terms of order $\tilde{\sigma}_{eq}^2/\sigma_{eq}^2 = 1$ (see (26)) and M_2 involves terms of order $\sigma_{eq}^4/\sigma_{eq}^2 = \sigma_{eq}^2$ (see (27)), where we used the fact that $\tilde{\sigma}_{eq}^2 = \sigma_{eq}^2$ based on (22). In general, both $M_{2\ell}$ and $M_{2\ell+1}$ contain terms with order $\sigma_{eq}^{2\ell}$. In practical applications, if $\sigma_{eq} \ll 1$ and ℓ is large, the parameters in the order $\sigma_{eq}^{2\ell}$ terms are not identifiable. For example, the parameters \tilde{B}_i^2 in (27) will be harder to detect when $\sigma_{eq} \ll 1$. One way to mitigate this issue is by rescaling the equilibrium covariance of the true data to identity.

4.2 A Langevin dynamics model

Here, we consider a classical example in statistical mechanics: the dynamics of a particle driven by a conservative force, a damping force, and a stochastic force. In particular, we choose the force based on the Morse potential,

$$U(x) = U_0(a(x - x_0)), \quad U_0(x) = \epsilon(e^{-2x} - 2e^{-x} + 0.01x^2), \quad (30)$$

where the last quadratic term acts as a retaining potential, preventing the particle to go to infinity. This will ensure that the probability density is well defined. Here, we have introduced three parameters

(x_0, a, ϵ) . The parameter x_0 indicates a distance that corresponds to the lowest energy, the parameter a controls the length scale, and ϵ has the unit of energy.

We rescale the mass to unity $m = 1$, and write the dynamics as follows,

$$\begin{cases} \dot{x} = v \\ \dot{v} = -U'(x) - \gamma v + \sqrt{2\gamma k_B T} \dot{W}, \end{cases} \quad (31)$$

where \dot{W} is a white noise and the amplitude $\sqrt{2\gamma k_B T}$, with temperature $k_B T$. The amplitude is chosen to satisfy the fluctuation-dissipation theorem [7]. Here we consider a one-dimensional model, $x, v \in \mathbb{R}$. In general, the dimension depends on the number of particles, and such models have been widely used in molecular modeling. The dynamics in (31) naturally introduces two additional parameters γ and $k_B T$. Our goal is to determine the five positive parameters $(\epsilon, \gamma, k_B T, a, x_0)$ from the samples of x and v at the equilibrium state. The equation above has the equilibrium distribution $p_{eq}(x, v)$ given by,

$$p_{eq} \propto \exp \left[-\frac{1}{k_B T} \left(U(x) + \frac{1}{2} v^2 \right) \right].$$

In particular, we have $v \sim \mathcal{N}(0, k_B T)$ at equilibrium.

We first look at what we can learn from the equilibrium statistics. We define the corresponding probability density functions in terms of both U and U_0 ,

$$\begin{aligned} \tilde{p}_{eq}^{\tilde{a}, \tilde{x}_0}(x) &:= \frac{1}{N} \exp \left(-\frac{1}{k_B \tilde{T}} U_0(\tilde{a}(x - \tilde{x}_0)) \right), \\ \tilde{p}_{eq}^{1,0}(x) &:= \frac{1}{N_0} \exp \left(-\frac{1}{k_B \tilde{T}} U_0(x) \right), \end{aligned}$$

where we adopt the ‘tilde’ notation to be consistent with the formulation in Section 3. Here, the normalizing constant N and N_0 are given by,

$$N = \int_{\mathbb{R}} \exp \left(-\frac{1}{k_B \tilde{T}} U_0(\tilde{a}(x - \tilde{x}_0)) \right) dx = \frac{1}{\tilde{a}} \int_{\mathbb{R}} \exp \left(-\frac{1}{k_B \tilde{T}} U_0(y) \right) dy = \frac{1}{\tilde{a}} N_0.$$

As a result, the expectation with respect to $\tilde{p}_{eq}^{\tilde{a}, \tilde{x}_0}$ can often be expressed in terms of the expectation with respect to $\tilde{p}_{eq}^{1,0}$ to reveal the explicit dependence on the parameters a, x_0 . For instance, the first moment,

$$\begin{aligned} \mathbb{E}_{\tilde{p}_{eq}^{\tilde{a}, \tilde{x}_0}}[x] &= \frac{1}{N} \int_{\mathbb{R}} x \exp \left(-\frac{1}{k_B \tilde{T}} U_0(\tilde{a}(x - \tilde{x}_0)) \right) dx \\ &= \frac{1}{\tilde{a} N_0} \int_{\mathbb{R}} (y + \tilde{a} x_0) \exp \left(-\frac{1}{k_B \tilde{T}} U_0(y) \right) dy \\ &= \frac{1}{\tilde{a}} \mathbb{E}_{\tilde{p}_{eq}^{1,0}}[x] + \tilde{x}_0. \end{aligned}$$

Similarly, we get the second moment,

$$\begin{aligned} \mathbb{E}_{\tilde{p}_{eq}^{\tilde{a}, \tilde{x}_0}}[x^2] &= \frac{1}{N} \int_{\mathbb{R}} x^2 \exp \left(-\frac{1}{k_B \tilde{T}} U_0(\tilde{a}(x - \tilde{x}_0)) \right) dx = \frac{1}{N_0} \int_{\mathbb{R}} \left(\frac{y}{\tilde{a}} + \tilde{x}_0 \right)^2 \exp \left(-\frac{1}{k_B \tilde{T}} U_0(y) \right) dy \\ &= \frac{1}{\tilde{a}^2} \left(\frac{1}{N_0} \int_{\mathbb{R}} y^2 \exp \left(-\frac{1}{k_B \tilde{T}} U_0(y) \right) dy \right) + \frac{2\tilde{x}_0}{\tilde{a}} \left(\frac{1}{N_0} \int_{\mathbb{R}} y \exp \left(-\frac{1}{k_B \tilde{T}} U_0(y) \right) dy \right) + \tilde{x}_0^2 \\ &= \frac{1}{\tilde{a}^2} \mathbb{E}_{\tilde{p}_{eq}^{1,0}}[x^2] + \frac{2\tilde{x}_0}{\tilde{a}} \mathbb{E}_{\tilde{p}_{eq}^{1,0}}[x] + \tilde{x}_0^2. \end{aligned}$$

Matching these moments to those computed from the data, we obtain

$$\mathbb{E}_{p_{eq}}[x] = \mathbb{E}_{\tilde{p}_{eq}^{\tilde{a}, \tilde{x}_0}}[x] = \frac{1}{\tilde{a}} \mathbb{E}_{\tilde{p}_{eq}^{1,0}}[x] + \tilde{x}_0, \quad (32)$$

$$\mathbb{E}_{p_{eq}}[x^2] = \mathbb{E}_{\tilde{p}_{eq}^{\tilde{a}, \tilde{x}_0}}[x^2] = \frac{1}{\tilde{a}^2} \mathbb{E}_{\tilde{p}_{eq}^{1,0}}[x^2] + \frac{2\tilde{x}_0}{\tilde{a}} \mathbb{E}_{\tilde{p}_{eq}^{1,0}}[x] + \tilde{x}_0^2. \quad (33)$$

Since $\tilde{a} > 0$, we have a unique solution

$$\begin{cases} \tilde{a} = \sqrt{\frac{\text{Var}_{p_{eq}}[x]}{\text{Var}_{\tilde{p}_{eq}^{1,0}}[x]}}, \\ \tilde{x}_0 = \mathbb{E}_{p_{eq}}[x] - \mathbb{E}_{\tilde{p}_{eq}^{1,0}}[x] \sqrt{\frac{\text{Var}_{\tilde{p}_{eq}^{1,0}}[x]}{\text{Var}_{p_{eq}}[x]}}, \end{cases} \quad (34)$$

where $\text{Var}_{\tilde{p}_{eq}^{1,0}}[x]$ stands for the variance of x with respect to equilibrium density $\tilde{p}_{eq}^{1,0}$, which can be computed by a direct sampling. Practically, this requires solving (31) with $\tilde{a} = 1, \tilde{x}_0 = 0$ and the correct parameters γ, ϵ and $k_B T$ which we will obtain next through fitting to the essential statistics. On the other hand, the $\mathbb{E}_{p_{eq}}[x], \text{Var}_{p_{eq}}[x]$ can be empirically estimated directly from the given data (which are solutions of the model using the true parameters). Based on the derivation above, we notice that fitting the one-time equilibrium statistics alone is not enough to determine the model parameters.

To estimate the other three parameters, we consider a constant external forcing δf with $\delta \ll 1$. The corresponding perturbed system is given by,

$$\begin{cases} \dot{x} = v \\ \dot{v} = -U'(x) - \gamma v + \delta f + \sqrt{2\gamma k_B T} \dot{W}. \end{cases} \quad (35)$$

We select the observable $A = (0, v)^\top$, and take $c(x) = (0, 1)$ in the FDT formula. We will work with the (2,2) entry of the response operator, given by,

$$k_A(t) = \frac{1}{k_B T} \int_{\mathbb{R}^2} \int_{\mathbb{R}^2} v v_0 p(x, v, t | x_0, v_0, 0) dx dv dx_0 dv_0,$$

which can only be computed from the solutions of (31) since the true parameters are not known. We denote $M_i = k_A^{(i)}(0)$, the i^{th} derivative of $k_A(t)$ at point zero. We now discuss M_0 and higher order derivatives, M_1, M_2 and M_3 .

4.2.1 Determining the parameters from the essential statistics at $t = 0$

To make a consistent notation with our formulation in Section 3, we now use ‘tilde’ to indicate the parameters that we are interested to estimate, namely $\{\tilde{\gamma}, \tilde{\epsilon}, k_B \tilde{T}\}$ where the model is exactly the Langevin model in (31). We define $\tilde{p}(x, v, t | y, u, 0)$ to be the solution of the Fokker-Planck equation [16],

$$\frac{\partial}{\partial t} \tilde{p} = \tilde{\mathcal{L}}^* \tilde{p}, \quad \tilde{p}(x, v, 0) = \delta(x - y, v - u),$$

where the operator $\tilde{\mathcal{L}}^*$ is the forward operator of (19). The generator,

$$\tilde{\mathcal{L}} = v \frac{\partial}{\partial x} + (-U'(x) - \tilde{\gamma} v) \frac{\partial}{\partial v} + \tilde{\gamma} k_B \tilde{T} \frac{\partial^2}{\partial v^2} \quad (36)$$

is the adjoint of $\tilde{\mathcal{L}}^*$ and we denote the equilibrium density as \tilde{p}_{eq} .

Using the definition in (15), one can deduce that,

$$\hat{k}_A(t) = \frac{1}{k_B T} \int_{\mathbb{R}^2} \int_{\mathbb{R}^2} v u \tilde{p}(x, v, t | y, u, 0) dx dv dy du. \quad (37)$$

Setting $t = 0$ we have,

$$\hat{k}_A(0) = \frac{1}{k_B T} \int_{\mathbb{R}^2} v^2 \tilde{p}_{eq}(x, v) dx dv = \frac{k_B \tilde{T}}{k_B T}.$$

Since $M_0 = 1 = \hat{k}_A(0) = \frac{k_B \tilde{T}}{k_B T}$, it is clear that fitting the equilibrium variance reveals the temperature, $\tilde{T} = T$.

We now turn to the first order derivative,

$$\begin{aligned}\hat{k}'_A(t) &= \frac{1}{k_B T} \int_{\mathbb{R}^2} \int_{\mathbb{R}^2} \tilde{\mathcal{L}} v u \tilde{p}(x, v, t|y, u, 0) dx dv dy du \\ &= \frac{1}{k_B T} \int_{\mathbb{R}^2} \int_{\mathbb{R}^2} (-U'(x) - \tilde{\gamma} v) u \tilde{p}(x, v, t|y, u, 0) dx dv dy du.\end{aligned}\quad (38)$$

Setting $t = 0$ we have

$$\hat{k}'_A(0) = \frac{1}{k_B T} \int_{\mathbb{R}^2} (-U'(x) - \tilde{\gamma} v) v \tilde{p}_{eq}(x, v) dx dv = -\tilde{\gamma} \frac{k_B \tilde{T}}{k_B T},$$

which means that the constraint $M_1 = \hat{k}'_A(0) = -\tilde{\gamma}$, accounting $\tilde{T} = T$ from matching M_0 . We should point out that for this problem, one can in fact compute $M_1 = -\gamma$ analytically and thus the true parameter is obtained, $\tilde{\gamma} = \gamma$. Of course, in general when the underlying model is unknown, one can't compute M_1 analytically and has to resort to numerical approximations such as a finite difference scheme or a rational approximation as we shall see below.

To estimate $\tilde{\epsilon}$, we take higher order derivatives,

$$\begin{aligned}\hat{k}''_A(t) &= \frac{1}{k_B T} \int_{\mathbb{R}^2} \int_{\mathbb{R}^2} \tilde{\mathcal{L}} (-U''(x) - \tilde{\gamma} v) u \tilde{p}(x, v, t|y, u, 0) dx dv dy du \\ &= \frac{1}{k_B T} \int_{\mathbb{R}^2} \int_{\mathbb{R}^2} (-v U''(x) + \tilde{\gamma} U'(x) + \tilde{\gamma}^2 v) u \tilde{p}(x, v, t|y, u, 0) dx dv dy du.\end{aligned}$$

Setting $t = 0$ we have

$$\hat{k}''_A(0) = \frac{1}{k_B T} \int_{\mathbb{R}^2} (-v U''(x) + \tilde{\gamma} U'(x) + \tilde{\gamma}^2 v) v \tilde{p}_{eq} dx dv = \tilde{\gamma}^2 - \mathbb{E}_{\tilde{p}_{eq}}[U''(x)].\quad (39)$$

Notice that the parameter $\tilde{\epsilon}$ is hidden in the potential U as defined in (30) and the expectation is with respect to the equilibrium density, \tilde{p}_{eq} , which also depends on the parameters $\tilde{\epsilon}$.

To summarize, a natural parameter estimation method would consist of matching the following conditions:

$$\begin{aligned}M_0 &= \hat{k}_A(0) = \frac{k_B \tilde{T}}{k_B T} \\ M_1 &= \hat{k}'_A(0) = -\tilde{\gamma} \frac{k_B \tilde{T}}{k_B T} \\ M_2 &= \hat{k}''_A(0) = \tilde{\gamma}^2 - \mathbb{E}_{\tilde{p}_{eq}}[U''(x)]\end{aligned}\quad (40)$$

where the first two equations give estimates to \tilde{T} and $\tilde{\gamma}$, whereas $\tilde{\epsilon}$, \tilde{a} , and \tilde{x}_0 can be estimated by solving the third equation together with constraints (34). Assuming that $\mathbb{E}_{\tilde{p}_{eq}}[U'']$, \tilde{a} and \tilde{x}_0 are smooth functions of $\tilde{\epsilon}$, we can solve

$$M_2 = \hat{k}''_A(0; \tilde{\epsilon}, \tilde{a}(\tilde{\epsilon}), \tilde{x}_0(\tilde{\epsilon})),$$

for $\tilde{\epsilon}$, where we have implicitly inserted the constraints in (34) to the third equation in (40). In general, we expect that $\hat{k}^{(i)}(0)$ do not have explicit expressions and thus the proposed algorithm in this paper should be carried numerically. Therefore an important scientific problem will be to design an efficient numerical method to sample \tilde{p}_{eq} which depends on the parameters that are to be estimated.

In principle, to solve the system of equations in (40) along with the constraints (34), we need to estimate M_0, M_1, M_2 from the data and simultaneously check whether these statistics are sufficient to estimate the FDT response operator $k_A(t)$. We discuss the practical aspects in the next section.

4.2.2 Practical challenges in approximating the response operator and the higher-order essential statistics

The goal of this section is to show that it is indeed difficult to approximate the long term response operator using just the essential statistics M_i . In fact, it is already difficult to estimate the higher order derivatives such as M_2 and M_3 . Before we give a remedy, let us illustrate this issue with a few numerical results.

Since the linear response operator $k_A(t)$ in this case is a scalar function, the order-1 approximation corresponds to $k_A(t) \approx g_1(t) = e^{t\beta_1}\alpha_1$. The general order- m method $k_A(t)$ is approximated by $g_m(t)$ in (13). We conducted two numerical experiments, one with $\gamma = 0.5$ and a second one with $\gamma = 0.1$. The correlation function $k_A(t)$ is computed using 8×10^6 samples obtained by subsampling every 10 steps of the solutions up to 20000 model unit time with truncating the transient time. For $\gamma = 0.5$, the linear response kernel shows rapid decay, indicating an over-damped behavior, as shown in Figure 2, where we also show the order-1, 2, and 3 approximations of the response kernel using the short-time essential statistics. Here, by order- m approximation, we mean that the coefficients in g_m are determined by $M_i, i = 0, \dots, 2m-1$, where M_i s are computed explicitly (see Appendix B for the higher order terms). Here, we choose to use the true M_i to rule out the potential effects of numerical error. It is clear that all three approximations show good agreement only at short times. Beyond $t > 1$, the estimates are not accurate at all. The inaccuracies in the response function approximation are even more apparent in the case of weaker damping $\gamma = 0.1$, in which case, the response kernel exhibits an oscillatory pattern, indicating that there is a nontrivial intermediate scale dynamics. The main observation here is that when only the short-time essential statistics $M_i = k_A^{(i)}(0)$ is used to determine the parameters in g_m , the prediction of response function has very poor accuracy. In particular, while the higher order approximations offer a slightly better approximation of the response function near zero, the overall accuracy is very poor.

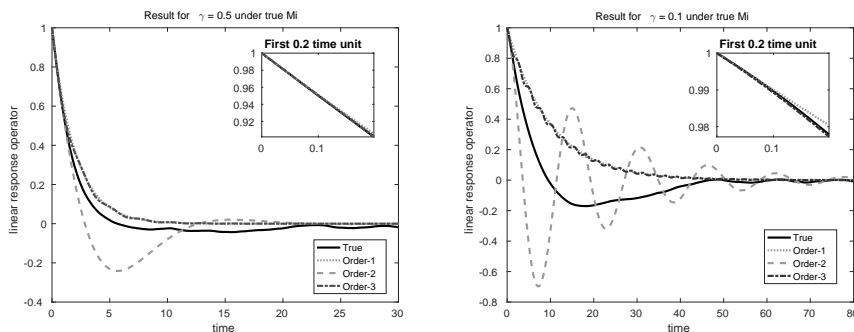


Fig. 2 The response functions for $\gamma = 0.5$ (left) and $\gamma = 0.1$ (right). The exact response function (solid line) is obtained from a direct numerical simulation, and the approximate response functions are obtained from the order- m rational approximations (13).

This result clearly suggests that the essential statistics at $t = 0$ are not sufficient in approximating the response function. A simple remedy is to include the essential statistics from intermediate time scales, that is, $k_A^{(i)}(t_j)$, where $t_j > 0$. This means that we need to estimate the derivatives at these locations. We propose to approximate these derivatives with $g_m^{(i)}(t_j)$, where the parameters in $g_m(t)$ in (13) are obtained by a nonlinear least squares fitting. More specifically, we estimate the parameters in $g_m(t)$ by solving,

$$\min_{\substack{\alpha_1, \dots, \alpha_m \\ \beta_1, \dots, \beta_m}} \sum_{i=1}^n \left(k_A(t_i) - g_m(t_i; \alpha_1, \dots, \alpha_m, \beta_1, \dots, \beta_m) \right)^2, \quad (41)$$

where is a nonlinear least-square problem. Then we use $g_m^{(i)}(t)$ to approximate $k_A^{(i)}(t)$. With this fitting, we avoid solving a system of algebraic equations that maps the coefficients (13) to the set of essential

statistics M_0 and M_1 at the selected time steps. As an example, we pick $n = 84$ points in $[0, 60]$, denser near zero. We observe from the results in Figure 3 that for $\gamma = 0.5$, both the order-1 and 2 approximations are relatively accurate when $t < 5$; here, the second order approximation is more accurate. For $\gamma = 0.1$, the order-4 approximation provides an excellent fit to the response function. In Figure 4, we show the remarkable agreement between the corresponding $g'_m(t)$ and the $k'_A(t)$ which can be computed explicitly with the formula in (38). These numerical results suggest that the ansatz $g_m(t)$ in (13) is appropriate for estimating $k_A(t)$, but the coefficients have to be determined based on $k_A(t_j)$ at intermediate time scales.

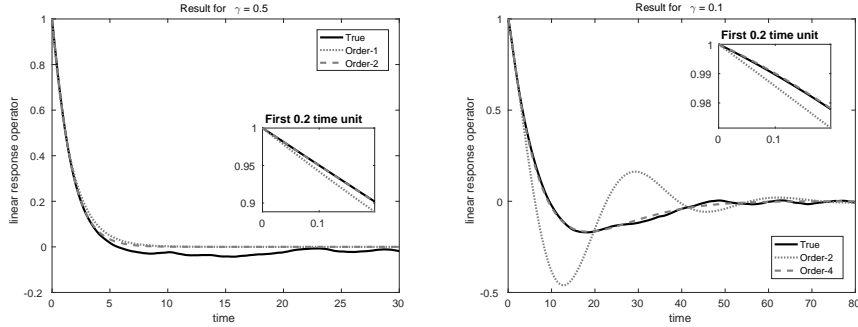


Fig. 3 The response functions for $\gamma = 0.5$ (left) and $\gamma = 0.1$ (right). The exact response function (solid line) is obtained from a direct numerical simulation, and the approximate response functions are obtained from the order- m rational approximations with coefficients determined via nonlinear least-square fitting (41).

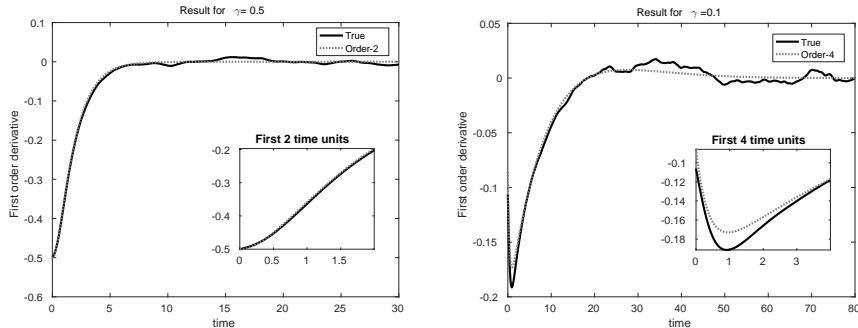


Fig. 4 The comparison of the first order derivative of response functions for $\gamma = 0.5$ (left) and $\gamma = 0.1$ (right).

Back to our parameter estimation strategy in (40), we need to check the accuracy of M_2 based on these nonlinear least-square fitting. In general, when the underlying dynamics are unknown, the higher order derivatives can only be estimated from data, which are often subject to measurement or numerical error. Therefore, it is unlikely that the higher order essential statistics can be computed with good accuracy. To elaborate on this point, we check the accuracy of M_1, M_2, M_3 of our Langevin example where the data is generated from the weak trapezoidal method [1]. The estimated $\{M_i\}$ are listed in Table 2 below. As suspected, while the estimates for M_1 are reasonably accurate (as shown in Figure 4), we can see that the higher order essential statistics, M_2 and M_3 , are difficult to estimate. This issue might be related to the sampling and numerical error in the data used to compute the linear response operator $k_A(t)$.

On the other hand, if we look at the essential statistics of the lower order, $k'(t_j)$, at *different* points, such as $t_j = 5/2$ and $t_j = 5$, they can be reasonably estimated with $g'_m(t_j)$, where g_m is the rational approximation with parameters specified through the nonlinear least-squares fitting in (41).

Table 2 Comparison of the essential statistics M_i and $g_m^{(i)}(0)$ for $i = 1, 2, 3$, where g_m is the rational approximation with parameters specified through the nonlinear least-squares fitting in (41).

	$\gamma = 0.5$		$\gamma = 0.1$	
	True Value	Order-2	True Value	Order-4
M_1	-0.5000	-0.5002	-0.1000	-0.0859
M_2	0.0861	-0.0003	-0.1539	-0.2985
M_3	0.0389	0.5851	0.0318	0.8714

Table 3 Comparison of the essential statistics $k'(t_j)$ and $g'_m(t_j)$ at $t_j = \frac{5}{2}, 5$ where g_m is the rational approximation (13) with parameters specified through the nonlinear least-squares fitting in (41).

	$\gamma = 0.5$		$\gamma = 0.1$	
	True Value	Order-2	True Value	Order-4
$k'_A(5/2)$	-0.14792	-0.14107	-0.15220	-0.14626
$k'_A(5)$	-0.02874	-0.02403	-0.10052	-0.09988

This suggests that in practice we may consider the fitting strategy in (18). In particular, consider the essential statistics $k_A(t_j)$ or $k'_A(t_j)$ where $t_j \neq 0$ in place of the equation involving M_2 in (40). For example, we can consider solving the first two equations in (40) for $\tilde{\gamma}, \tilde{T}$ and

$$k_A(t_j) = \hat{k}_A(t_j) = \frac{1}{k_B T} \int_{\mathbb{R}^2} \int_{\mathbb{R}^2} v u \tilde{p}(x, v, t_j | y, u, 0) dx dv dy du, \quad (42)$$

for $\tilde{\epsilon}$, where the last equality is from (37). Here, $v = v(\tilde{\epsilon}, \tilde{\gamma}, \tilde{T})$ on the right hand side of the third equation above, where we implicitly used the constraints in (34) which imply the dependence $\tilde{x}_0(\epsilon)$ and $\tilde{a}(\tilde{\epsilon})$. Alternative to (42), we can solve,

$$g'_m(t_j) \approx k'_A(t_j) = \hat{k}'_A(t_j) = \frac{1}{k_B T} \int_{\mathbb{R}^2} \int_{\mathbb{R}^2} (-U'(x) - \tilde{\gamma} v) u \tilde{p}(x, v, t_j | y, u, 0) dx dv dy du \quad (43)$$

for $\tilde{\epsilon}$, where the last equality is from (38).

Here, an appropriate numerical method for solving either (42) or (43) is needed. In particular, the computational cost will be in sampling \tilde{p} which depends on the parameters to be estimated. We will deal with this issue in our future report.

5 Concluding discussion

This paper presents a new framework for model parameterization using linear response statistics. The proposed approach is motivated by the observation that in many applications, some of the model parameters cannot be determined solely based on the equilibrium statistics. In fact, we provided two examples in which some of the parameters do not even appear in the equilibrium probability density. We proposed to identify the parameters by using dynamic response properties. In essence, it is very similar to the impulse/response experimental techniques, where one introduces an external field and then infers the underlying structure using the observed response.

For this purpose, we made use of the fluctuation-dissipation theory, and we introduced the concept of essential statistics, a finite set of quantities that is capable of representing the overall response function. With a simplified turbulence model, we demonstrated how the model parameters can be

determined analytically from the essential statistics at one point $t = 0$, and equally importantly, why these essential statistics are capable of representing the response function. From this example, we also learned that we may need to consider various observable functions to estimate all the of parameters in the model.

For the second example, which is a mechanical model, the calculations are semi-analytical in the sense that some of the computations must be done numerically. While it is true that we can identify the model parameter by fitting to the essential statistics at $t = 0$, we learned that these statistics are not sufficient to represent the response operator at the long time. As a result, essential statistics from intermediate time scales must be included. Practically, this also requires estimating the derivatives of the response functions at different times. We showed that we can approximate the essential statistics accurately at least up to the order-1 derivative by a nonlinear least-square fitting to the rational function in (13). For accurate estimation of the higher order derivatives, we suspect that the data needs to be noiseless and generated with high order numerical integration schemes, which is not feasible in general. As a remedy to this practical issue, we propose to match only up to the first-order derivatives at different points as in (18) in placed of the higher-order derivatives in (16).

Notice that in deriving the expression of the essential statistics as functions of the model parameters, $\hat{k}^{(i)}(t)$, all we need is the generator $\tilde{\mathcal{L}}$ of the model (5) that we want to parameterize. This implies that our formulation can be applied even if we have no access to the underlying dynamics as in many real world problems. While the goal of this paper is to show consistency, that is, we consider only $\mathcal{L}(\theta) = \tilde{\mathcal{L}}(\theta)$, we will consider the case with model error, $\mathcal{L}(\theta) \neq \tilde{\mathcal{L}}(\theta)$, in our future study.

Finally, the most important issue that hasn't been covered in this paper is how to devise efficient numerical methods to solve the system of equations in (18). The difficulty is that evaluating these equations involves sampling of either $\tilde{p}_{eq}(\tilde{\theta})$ or $\tilde{p}(x, v, t|y, u, 0; \tilde{\theta})$, which depends on the parameters to be determined. This means that if an iterative type scheme is used to solve the nonlinear equations in (18), at each step we need to solve the approximate model in (5) with new parameters. Clever numerical algorithms with fast convergence or those without solving the model in (5) repeatedly is needed. This important scientific computational challenge will be pursued in our future study.

Acknowledgements

This research was supported by the NSF grant DMS-1619661. HZ was partially supported as a GRA under the NSF grant DMS-1317919.

Appendix A: The computation of M_2 for the simplified turbulence model

Here, we provide the computational detail for obtaining (27). In particular,

$$\hat{k}_x''(0) = \frac{1}{\sigma_{eq}^2} \int_{\mathbb{R}^3} \tilde{\mathcal{L}}(\tilde{B}(x, x) + \tilde{L}x - \tilde{A}x)x^\top \tilde{p}_{eq}(x) dx.$$

where $\tilde{B}(x, x) = (\tilde{B}_1 x_2 x_3, \tilde{B}_2 x_1 x_3, \tilde{B}_3 x_1 x_2)$ and \tilde{L}, \tilde{A} are 3×3 matrices. We introduce the following notations.

1. Set $\tilde{D}(x) = \tilde{B}(x, x) + \tilde{L}x - \tilde{A}x$ which is the deterministic part of the system, and \tilde{D}_i denotes the i th component of $\tilde{D}(x)$.
2. Set $\tilde{C} = (\tilde{L} - \tilde{A})$, then we have $\tilde{D}(x) = \tilde{B}(x, x) + \tilde{C}x$, and \tilde{C}_i denotes the i th row of the matrix, which is a row vector.

With these notations, we have the Jacobian matrix of $\tilde{D}(x)$

$$\nabla \tilde{D}(x) = \nabla \tilde{B}(x, x) + \nabla(\tilde{C}x) = \begin{pmatrix} 0 & \tilde{B}_1 x_3 & \tilde{B}_1 x_2 \\ \tilde{B}_2 x_3 & 0 & \tilde{B}_2 x_1 \\ \tilde{B}_3 x_2 & \tilde{B}_3 x_1 & 0 \end{pmatrix} + \tilde{C},$$

and the generator $\tilde{\mathcal{L}}$ acting on f becomes,

$$\tilde{\mathcal{L}}f = \sum_{i=1}^3 \tilde{D}_i \frac{\partial f}{\partial x_i} + \frac{\tilde{\sigma}^2}{2} \sum_{i,j=1}^3 (\tilde{\Lambda})_{i,j} \frac{\partial^2 f}{\partial x_i \partial x_j}.$$

In our case, $f = \tilde{D}(x)$. Since $\tilde{p}_{eq} \sim \mathcal{N}(0, \tilde{\sigma}_{eq}^2)$, with $\tilde{\sigma}_{eq}^2 = \frac{\tilde{\sigma}^2}{2}$, only the odd power terms in $\tilde{\mathcal{L}}\tilde{D}(x)$ contribute to M_2 . Notice that the second order partial derivatives of $\tilde{D}(x)$ are constant, and thus we have,

$$\hat{k}_x''(0) = \frac{1}{\sigma_{eq}^2} \int_{\mathbb{R}^3} (\tilde{\mathcal{L}}\tilde{D}(x))x^\top \tilde{p}_{eq} dx = \frac{1}{\sigma_{eq}^2} \int_{\mathbb{R}^3} \left(\sum_{i=1}^3 \tilde{D}_i \frac{\partial \tilde{D}}{\partial x_i} \right) x^\top \tilde{p}_{eq} dx.$$

For example, if $i = 1$,

$$\begin{aligned} \tilde{D}_1 \frac{\partial \tilde{D}}{\partial x_1} &= (\tilde{B}_1 x_2 x_3 + \tilde{C}_1 x) [(0, \tilde{B}_2 x_3, \tilde{B}_3 x_2)^\top + \tilde{C}_1^\top] \\ &= (0, \tilde{B}_1 \tilde{B}_2 x_2 x_3^2, \tilde{B}_1 \tilde{B}_3 x_2^2 x_3)^\top + \tilde{B}_1 x_2 x_3 \tilde{C}_1^\top + \tilde{C}_1 x (0, \tilde{B}_2 x_3, \tilde{B}_3 x_2)^\top + \tilde{C}_1 x \tilde{C}_1^\top. \end{aligned}$$

Notice that both $\tilde{B}_1 x_2 x_3 \tilde{C}_1^\top$ and $\tilde{C}_1 x (0, \tilde{B}_2 x_3, \tilde{B}_3 x_2)^\top$ are even power terms which means that they do not affect the value of M_2 . That is,

$$\begin{aligned} \int_{\mathbb{R}^3} \tilde{D}_1 \frac{\partial \tilde{D}}{\partial x_1} x^\top \tilde{p}_{eq} dx &= \int_{\mathbb{R}^3} \begin{pmatrix} 0 \\ \tilde{B}_1 \tilde{B}_2 x_2 x_3^2 \\ \tilde{B}_1 \tilde{B}_3 x_2^2 x_3 \end{pmatrix} x^\top \tilde{p}_{eq} + \tilde{C}_1^\top \tilde{C}_1 x x^\top \tilde{p}_{eq} dx \\ &= \int_{\mathbb{R}^3} \begin{pmatrix} 0 & 0 & 0 \\ \tilde{B}_1 \tilde{B}_2 x_1 x_2 x_3^2 & \tilde{B}_1 \tilde{B}_2 x_2^2 x_3^2 & \tilde{B}_1 \tilde{B}_2 x_2 x_3^3 \\ \tilde{B}_1 \tilde{B}_3 x_1 x_2^2 x_3 & \tilde{B}_1 \tilde{B}_3 x_2^3 x_3 & \tilde{B}_1 \tilde{B}_3 x_2^2 x_3^2 \end{pmatrix} \tilde{p}_{eq} dx + \tilde{C}_1^\top \tilde{C}_1 \int_{\mathbb{R}^3} x x^\top \tilde{p}_{eq} dx \\ &= \tilde{\sigma}_{eq}^4 \begin{pmatrix} 0 & 0 & 0 \\ 0 & \tilde{B}_1 \tilde{B}_2 & 0 \\ 0 & 0 & \tilde{B}_1 \tilde{B}_3 \end{pmatrix} + \tilde{\sigma}_{eq}^2 \tilde{C}_1^\top \tilde{C}_1. \end{aligned}$$

Similarly, for $i = 2$ and $i = 3$, we have

$$\begin{aligned} \int_{\mathbb{R}^3} \tilde{D}_2 \frac{\partial \tilde{D}}{\partial x_2} x^\top \tilde{p}_{eq} dx &= \tilde{\sigma}_{eq}^4 \begin{pmatrix} \tilde{B}_1 \tilde{B}_2 & 0 & 0 \\ 0 & 0 & 0 \\ 0 & 0 & \tilde{B}_2 \tilde{B}_3 \end{pmatrix} + \tilde{\sigma}_{eq}^2 \tilde{C}_2^\top \tilde{C}_2, \\ \int_{\mathbb{R}^3} \tilde{D}_3 \frac{\partial \tilde{D}}{\partial x_3} x^\top \tilde{p}_{eq} dx &= \tilde{\sigma}_{eq}^4 \begin{pmatrix} \tilde{B}_1 \tilde{B}_3 & 0 & 0 \\ 0 & \tilde{B}_2 \tilde{B}_3 & 0 \\ 0 & 0 & 0 \end{pmatrix} + \tilde{\sigma}_{eq}^2 \tilde{C}_3^\top \tilde{C}_3, \end{aligned}$$

respectively. Thus,

$$\hat{k}_x''(0) = \frac{\tilde{\sigma}_{eq}^2}{\sigma_{eq}^2} \left[\tilde{\sigma}_{eq}^2 \begin{pmatrix} \tilde{B}_1 \tilde{B}_2 + \tilde{B}_1 \tilde{B}_3 & 0 & 0 \\ 0 & \tilde{B}_1 \tilde{B}_2 + \tilde{B}_2 \tilde{B}_3 & 0 \\ 0 & 0 & \tilde{B}_1 \tilde{B}_3 + \tilde{B}_2 \tilde{B}_3 \end{pmatrix} + \tilde{C}^2 \right].$$

Furthermore, since $\sum \tilde{B}_i = 0$, we arrive at,

$$\hat{k}_x''(0) = \frac{\tilde{\sigma}_{eq}^2}{\sigma_{eq}^2} [-\tilde{\sigma}_{eq}^2 \text{diag}(\tilde{B}_1^2, \tilde{B}_2^2, \tilde{B}_3^2) + \tilde{C}^2],$$

which is the stated result.

Appendix B: The computation of M_4 and M_5 for the Langevin dynamics model

Here we show how to obtain the formulas for $\hat{k}_A^{(4)}(0)$ and $\hat{k}_A^{(5)}(0)$ for the Langevin dynamics model. Recall that the generator is given by,

$$\tilde{\mathcal{L}} = v \frac{\partial}{\partial x} + (-U'(x) - \tilde{\gamma}v) \frac{\partial}{\partial v} + \tilde{\gamma}k_B\tilde{T} \frac{\partial^2}{\partial v^2}.$$

Furthermore, we have the response operator,

$$\hat{k}_A(t) = \frac{1}{k_B T} \int_{\mathbb{R}^2} \int_{\mathbb{R}^2} v u \tilde{p}(x, v, t | y, u, 0) dx dv dy du.$$

Direct calculations yield,

$$\begin{aligned} \hat{k}'_A(t) &= \frac{1}{k_B T} \int_{\mathbb{R}^2} \int_{\mathbb{R}^2} (-U'(x) - \tilde{\gamma}v) u \tilde{p}(x, v, t | y, u, 0) dx dv dy du, \\ \hat{k}''_A(t) &= \frac{1}{k_B T} \int_{\mathbb{R}^2} \int_{\mathbb{R}^2} (-vU''(x) + \tilde{\gamma}U'(x) + \tilde{\gamma}^2v) u \tilde{p}(x, v, t | y, u, 0) dx dv dy du. \end{aligned}$$

From fitting M_0 , we have $T = \tilde{T}$. Now we applying the generator $\tilde{\mathcal{L}}$ again and we obtain

$$\hat{k}'''_A = \frac{1}{k_B T} \int (-v^2 U'''(x) + 2\tilde{\gamma}vU''(x) + U'(x)U'''(x) - \tilde{\gamma}^3U'(x) - \tilde{\gamma}^3v) u \tilde{p}(x, v, t | y, u, 0) dx dv dy du,$$

which leads to $\hat{k}'''_A(0) = 2\tilde{\gamma}\mathbb{E}_{eq}(U''(x)) - \tilde{\gamma}^3$. And applying the generator again we have

$$\hat{k}^{(4)}_A = \frac{1}{k_B T} \int f(x, v) u \tilde{p}(x, v, t | y, u, 0) dx dv dy du,$$

where $f(x, v) = -v^3U^{(4)}(x) + 4\tilde{\gamma}v^2U'''(x) + v(U''(x))^2 + 3vU'(x)U'''(x) - 2\tilde{\gamma}k_B\tilde{T}U'''(x) - 2\tilde{\gamma}U'(x)U''(x) - 3\tilde{\gamma}^2vU''(x) + \tilde{\gamma}^3U'(x) + \tilde{\gamma}^4v$. This formula leads to

$$\hat{k}^{(4)}_A(0) = -\frac{1}{k_B T} \mathbb{E}_{eq}(v^4) \mathbb{E}_{eq}U^{(4)}(x) + \mathbb{E}_{eq}((U''(x))^2) + 3\mathbb{E}_{eq}(U'(x)U'''(x)) - 3\tilde{\gamma}^2\mathbb{E}_{eq}(U''(x)) + \tilde{\gamma}^4.$$

For $\hat{k}^{(5)}_A(0)$ we have

$$\begin{aligned} \hat{k}^{(5)}_A(0) &= \frac{7\tilde{\gamma}}{k_B T} \mathbb{E}_{eq}(v^4) \mathbb{E}_{eq}U^{(4)}(x) - 8\tilde{\gamma}k_B T \mathbb{E}_{eq}(U^{(4)}(x)) - 3\tilde{\gamma} \mathbb{E}_{eq}((U''(x))^2) \\ &\quad - 13\tilde{\gamma} \mathbb{E}_{eq}(U'(x)U'''(x)) + 4\tilde{\gamma}^3 \mathbb{E}_{eq}(U''(x)) - \tilde{\gamma}^5. \end{aligned}$$

Thus these formulas require the fourth moment of v , $\mathbb{E}_{eq}(U'U''')$, $\mathbb{E}_{eq}(U^{(4)})$, $\mathbb{E}_{eq}((U'')^2)$ and $\mathbb{E}_{eq}(U'')$, in order to compute $\hat{k}^{(4)}_A(0)$ and $\hat{k}^{(5)}_A(0)$.

Notice $v \sim \mathcal{N}(0, k_B T)$, thus $\mathbb{E}_{eq}(v^4) = 3(k_B T)^2$. Therefore, we can rewrite the two formula into

$$\begin{aligned} \hat{k}^{(4)}_A(0) &= -3k_B T \mathbb{E}_{eq}U^{(4)}(x) + \mathbb{E}_{eq}((U''(x))^2) + 3\mathbb{E}_{eq}(U'(x)U'''(x)) - 3\tilde{\gamma}^2\mathbb{E}_{eq}(U''(x)) + \tilde{\gamma}^4, \\ \hat{k}^{(5)}_A(0) &= 13\tilde{\gamma}k_B T \mathbb{E}_{eq}(U^{(4)}(x)) - 3\tilde{\gamma} \mathbb{E}_{eq}((U''(x))^2) - 13\tilde{\gamma} \mathbb{E}_{eq}(U'(x)U'''(x)) + 4\tilde{\gamma}^3 \mathbb{E}_{eq}(U''(x)) - \tilde{\gamma}^5. \end{aligned}$$

These are the formulas implemented in producing the results in Fig. 2.

References

1. D.F. Anderson and J.C. Mattingly. A weak trapezoidal method for a class of stochastic differential equations. *Communications in Mathematical Sciences*, 9(1):301–318, 2011.
2. T. DelSole. Can quasigeostrophic turbulence be modeled stochastically? *Journal of the Atmospheric Sciences*, 53(11):1617–1633, 1996.
3. D. J. Evans and G. P. Morriss. *Statistical Mechanics of Nonequilibrium Liquids*. ACADEMIC PRESS, 2008.
4. D. Gamerman and H.F. Lopes. *Markov Chain Monte Carlo: Stochastic Simulation for Bayesian Inference, Second Edition*. Chapman & Hall/CRC Texts in Statistical Science. Taylor & Francis, 2006.
5. G.A. Gottwald, J.P. Wormell, and J. Wouters. On spurious detection of linear response and misuse of the fluctuation–dissipation theorem in finite time series. *Physica D: Nonlinear Phenomena*, 331:89–101, 2016.
6. M. Hairer and A.J. Majda. A simple framework to justify linear response theory. *Nonlinearity*, 23(4):909, 2010.
7. R. Kubo. The fluctuation-dissipation theorem. *Reports on Progress in Physics*, 29(1):255, 1966.
8. C.E. Leith. Climate response and fluctuation dissipation. *Journal of the Atmospheric Sciences*, 32(10):2022–2026, 1975.
9. A.J. Majda. *Introduction to Turbulent Dynamical Systems in Complex Systems*. Springer, 2016.
10. A.J. Majda, R.V. Abramov, and M.J. Grote. *Information theory and stochastics for multiscale nonlinear systems*. CRM Monograph Series v.25, American Mathematical Society, Providence, Rhode Island, USA, 2005.
11. A.J. Majda and B. Gershgorin. Improving model fidelity and sensitivity for complex systems through empirical information theory. *Proc. Nat. Acad. Sci.*, 108(25):10044–10049, 2011.
12. A.J. Majda and B. Gershgorin. Link between statistical equilibrium fidelity and forecasting skill for complex systems with model error. *Proc. Nat. Acad. Sci.*, 108(31):12599–12604, 2011.
13. A.J. Majda and D. Qi. Improving prediction skill of imperfect turbulent models through statistical response and information theory. *Journal of Nonlinear Science*, 26(1):233–285, 2016.
14. G.A. Pavliotis. *Stochastic Processes and Applications: Diffusion Processes, the Fokker-Planck and Langevin Equations*. Texts in Applied Mathematics. Springer New York, 2014.
15. D. Qi and A.J. Majda. Low-dimensional reduced-order models for statistical response and uncertainty quantification: two-layer baroclinic turbulence. *Journal of the Atmospheric Sciences*, (2016), 2016.
16. H. Risken. *Fokker-Planck Equation*. Springer, 1984.
17. M. Toda, R. Kubo, and N. Hashitsume. *Statistical Physics II. Non-equilibrium Statistical Mechanics*. Springer, 1983.