

# Adjacency Graphs and Long-Range Interactions of Atoms in Quasi-Degenerate States: Applied Graph Theory

C. M. Adhikari, V. Debierre, and U. D. Jentschura

*Department of Physics, Missouri University of Science and Technology, Rolla, Missouri 65409-0640, USA*

We analyze, in general terms, the evolution of energy levels in quantum mechanics, as a function of a coupling parameter, and demonstrate the possibility of level crossings in systems described by irreducible matrices. In long-range interactions, the coupling parameter is the interatomic distance. We demonstrate the utility of adjacency matrices and adjacency graphs in the analysis of “hidden” symmetries of a problem; these allow us to break reducible matrices into irreducible subcomponents. A possible breakdown of the no-crossing theorem for higher-dimensional irreducible matrices is indicated, and an application to the  $2S$ – $2S$  interaction in hydrogen is briefly described. The analysis of interatomic interactions in this system is important for further progress on optical measurements of the  $2S$  hyperfine splitting.

## I. INTRODUCTION

In quantum mechanical systems described by a  $(2 \times 2)$ -matrix, no level crossings can typically occur [1, 2]. This is known as the “no level crossing theorem” and often illustrated on the basis of the simple  $(2 \times 2)$ -model Hamiltonian matrix

$$H' = H + P = \begin{pmatrix} E_1 & 0 \\ 0 & E_2 \end{pmatrix} + \begin{pmatrix} 0 & Cg \\ Cg & 0 \end{pmatrix}, \quad (1)$$

where  $E_1$  and  $E_2$  are the unperturbed energy levels,  $C$  is a parameter, and  $g$  is the coupling constant. The energy levels are

$$E_{\pm} = \frac{1}{2}(E_1 + E_2) + \frac{1}{2}\sqrt{(E_1 - E_2)^2 + 4(Cg)^2}. \quad (2)$$

As a function of  $g$ , one obtains two hyperbolas, with the distance of “closest approach” between the energy levels occurring for  $g = 0$ , with a separation  $|E_+ - E_-| = |E_1 - E_2|$ . For a level crossing to occur at  $g = 0$ , one has to have  $E_1 = E_2$ . The larger the perturbation, the more the energy levels “repel” each other.

However, the situation is less clear for more complex systems involving more than two energy levels. To this end, we shall analyze a higher-rank matrix which describes energy levels some of which repel each other on the basis of inter-level couplings, in a system which obviously can be broken into smaller subcomponents (i.e., the Hamiltonian is a reducible matrix having irreducible submatrices). As the levels in the irreducible subsystems evolve from the weak-coupling to the strong-coupling regime, those coming from different irreducible submatrices cross. When additional couplings are introduced between the subsystems, the matrix becomes irreducible. In this case, we shall demonstrate that some of the level crossings are avoided, but not all. Our example will be based on a  $(6 \times 6)$ -matrix.

Another question which sometimes occurs in the analysis of interatomic interactions, and other contexts in quantum mechanics, concerns the reducibility of a matrix. Reducible tensors are usually introduced in the context of the rotation group. Under a rotation, scalars

transform into scalars, vectors transform into vectors, quadrupole tensors transform into quadrupole tensors, and so on. It means that a matrix representation of the rotation would have an obvious block structure when formulated in terms of the irreducible tensor components. For example, a trivially reducible matrix is

$$H'' = \begin{pmatrix} E_1 & Cg & 0 \\ Cg & E_2 & 0 \\ 0 & 0 & E_3 \end{pmatrix}, \quad (3)$$

as it can obviously be broken into an upper  $(2 \times 2)$  submatrix equal to  $H'$ , and a lower  $(1 \times 1)$  submatrix just consisting of the uncoupled energy level  $E_3$ .

The question of whether a higher-dimensional matrix is reducible, can be far less trivial to analyze. For example, in a  $(24 \times 24)$  matrix, as has been recently encountered in our analysis of the  $2S$ – $2S$  hyperfine-resolved interactions in hydrogen [3], entries can follow a rather irregular pattern, and the analysis then becomes far less trivial. The possibility to break up a matrix into irreducible subcomponents is equivalent to a search for “hidden” symmetries of the interaction which imply that only sublevels of specific symmetry are coupled.

After a brief look at level crossings in Sec. II, we continue with an analysis of irreducible (sub-)matrices in Sec. III. An application of the concepts developed to the  $2S$ – $2S$  hyperfine interaction in hydrogen is briefly described in Sec. IV.

## II. COUPLINGS AND LEVEL CROSSINGS

Let us consider the  $6 \times 6$  matrix

$$H_0 = \begin{pmatrix} E_1 & C_1g & C_1g & 0 & 0 & 0 \\ C_1g & E_2 & C_1g & 0 & 0 & 0 \\ C_1g & C_1g & E_3 & 0 & 0 & 0 \\ 0 & 0 & 0 & E_4 & 0 & 0 \\ 0 & 0 & 0 & 0 & E_5 & C_1g \\ 0 & 0 & 0 & 0 & C_1g & E_6 \end{pmatrix} \quad (4)$$

This matrix consists of a mutually coupled (irreducible) upper  $(3 \times 3)$ -block, an irreducible lower  $(2 \times 2)$ -block,

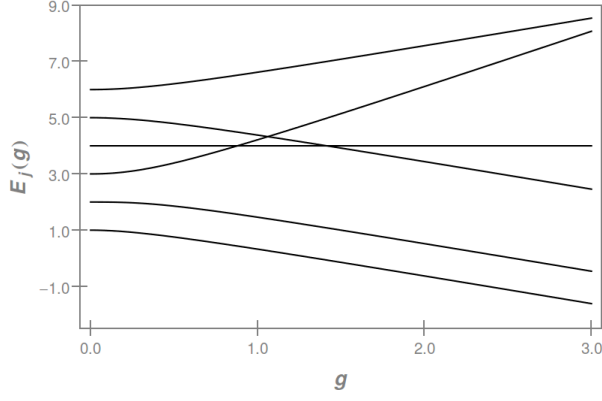


FIG. 1. Evolution of the energy levels  $E_j(g)$  of the matrix  $H_0$  given in Eq. (4), for the parameter choice given in Eq. (5). One can clearly discern the mutual “repulsion” between the lowest three energy levels  $E_{1,2,3}$ , stemming from the upper  $(3 \times 3)$ -block of the matrix (4), and the same repulsion among the highest energies  $E_{4,5}$ , stemming from the upper  $(2 \times 2)$ -block of the matrix (4). The level crossings occur with respect to the uncoupled level  $E_3$ , which is independent of  $g$ .

and one uncoupled state in the middle, with energy  $E_3$ . For the choice

$$E_j = j, \quad C_1 = 1, \quad (5)$$

the evolution of the eigenenergies  $E_j \rightarrow E_j(g)$  is analyzed in Fig. 1. Specifically, the level crossings occur at

$$E_3(g') = E_4(g') = 4, \quad g' = 0.879\,385, \quad (6a)$$

$$E_3(g'') = E_5(g'') = 4.326\,328, \quad g'' = 1.061\,840, \quad (6b)$$

$$E_4(g''') = E_5(g''') = 4, \quad g''' = \sqrt{2}. \quad (6c)$$

Let us now add a further perturbation  $H_1$ ,

$$H_1 = \begin{pmatrix} 0 & 0 & 0 & C_2 g & 0 & C_2 g \\ 0 & 0 & 0 & 0 & 0 & 0 \\ 0 & 0 & 0 & 0 & 0 & 0 \\ C_2 g & 0 & 0 & 0 & 0 & 0 \\ 0 & 0 & 0 & 0 & 0 & 0 \\ C_2 g & 0 & 0 & 0 & 0 & 0 \end{pmatrix}, \quad (7)$$

where  $C_2$  is another parameter, to obtain the total Hamiltonian

$$H = H_0 + H_1 = \begin{pmatrix} E_1 & C_1 g & C_1 g & C_2 g & 0 & C_2 g \\ C_1 g & E_2 & C_1 g & 0 & 0 & 0 \\ C_1 g & C_1 g & E_3 & 0 & 0 & 0 \\ C_2 g & 0 & 0 & E_4 & 0 & 0 \\ 0 & 0 & 0 & 0 & E_5 & C_1 g \\ C_2 g & 0 & 0 & 0 & C_1 g & E_6 \end{pmatrix}. \quad (8)$$

In the total Hamiltonian  $H$ , the previously uncoupled level  $E_4$  is now coupled to the upper  $(3 \times 3)$  block by the term  $C_2$ , and an additional coupling between the lower

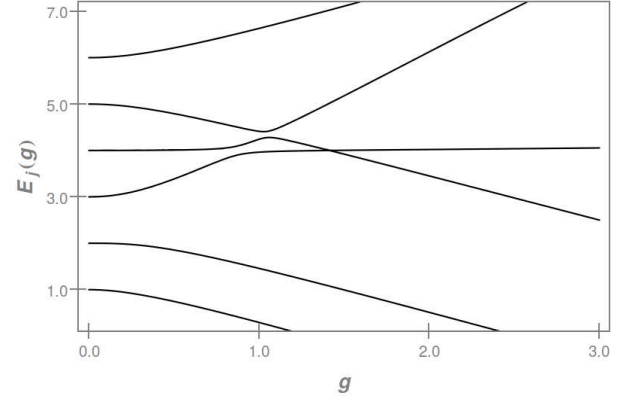


FIG. 2. Evolution of the energy levels  $E_j(g)$  of the matrix  $H$  given in Eq. (8), for the parameter choices given in Eqs. (5) and (9). In comparison to Fig. 1, the ordinate axis is compressed in order to focus on the level crossings. The crossings (6a) and (6b) have turned into anticrossings, in view of the mutual level repulsion as the inter-level couplings are introduced, in accordance with the no-crossing theorem. However, the crossing (6c) is retained (with a slightly different values of  $g'''$ ), with the twist that it takes place between  $E_3$  and  $E_4$  this time (instead of  $E_4$  and  $E_5$  as in the previous case). This change is due to the fact that the crossing (6a) between  $E_3$  and  $E_4$  and the crossing (6b) between  $E_3$  and  $E_5$  are now avoided.

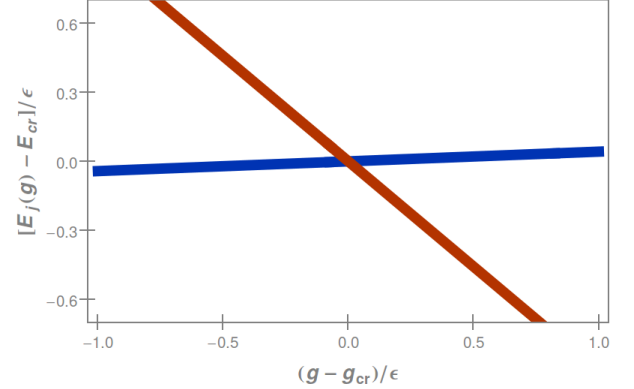


FIG. 3. Close-up of Fig. 2 in the region  $E_3(g) \approx E_4(g) \approx 4$ , and  $g \approx g_{cr} = \sqrt{2}$ , with  $\epsilon = 10^{-128}$ . This plot was obtained using extended-precision arithmetic, using a computer algebra system [4]. The observed numerical behavior is consistent with the persistence of the level crossing for the irreducible matrix.

$(2 \times 2)$  block and the upper  $(3 \times 3)$  block is introduced in the extreme upper right and lower left corners of the matrices  $H_1$  and  $H$ . In Fig. 2, we study the evolution of the energy levels of  $H$  for the parameter choice

$$C_2 = \frac{3}{10}. \quad (9)$$

It is clearly seen that the level crossings (6a) and (6b) now turn into avoided crossings, while the crossing (6c) is retained, but now occurs between  $E_3$  and  $E_4$  and not

between  $E_3$  and  $E_4$ . This difference is due to the avoided crossings.

The value of the energy at the crossing occurs at the coupling  $g = g_{\text{cr}}$ ,

$$E_{\text{cr}} = E_3(g_{\text{cr}}) = E_4(g_{\text{cr}}) = 4, \quad g_{\text{cr}} = \sqrt{2}. \quad (10)$$

We have verified (see Fig. 3) that the crossing persists under the use of extended-precision arithmetic, where the parameter  $\epsilon = 10^{-128}$  (on the level of Fortran “hexadecuple precision”) is employed in a numerical calculation of the eigenvalue near the crossing point, in order to ensure that the persistence of the crossing is not an artefact due to an insufficient numerical accuracy in the calculation. One might otherwise conjecture that the “crossing” would turn into an “avoided crossing” when looking at the crossing point with finer numerical resolution.

For  $C_1 = 1$ , as a function of  $C_2$ , the eigenvectors at the degenerate eigenvalue  $E_{\text{cr}} = 4$  (where the crossing occurs) can be determined analytically; they read as

$$v_3 = \left( 0, -\frac{C_2}{1 + \sqrt{2}}, -\frac{\sqrt{2}C_2}{1 + \sqrt{2}}, 0, -\sqrt{2}, 1 \right), \quad (11a)$$

$$v_4 = \left( 0, -\frac{C_2}{1 + \sqrt{2}}, -\frac{\sqrt{2}C_2}{1 + \sqrt{2}}, 1, 0, 0 \right). \quad (11b)$$

A comparison of Fig. 1 to Fig. 2 reveals that the crossing “actually” occurs between the levels 4 and 5. According to the adjacency graph in Fig. 5, the levels 4 and 5 are the most distant ones in comparison to the levels 2 and 3 which constitute the  $C_2$ -dependent “admixture” at the crossing. According to Eq. (11), Furthermore, in the limit  $C_2 \rightarrow 0$ , the eigenvectors  $v_3$  and  $v_4$  given in Eq. (11) have contributions only from the unperturbed levels 4, 5, and 6; the latter are not directly coupled to the levels 2 and 3 in the adjacency graph in Fig. 5. Apparently, the no-crossing theorem discussed in Ref. [5] does not hold for higher-dimensional matrices, while crossings in  $2 \times 2$  matrices are strictly avoided in view of this theorem (see Chap. 79 of Ref. [6]).

A comparison of Figs. 1 and 2 reveals that the number of crossings is seen to be reduced for the case of the irreducible Hamiltonian matrix, but it is not zero.

### III. FINDING IRREDUCIBLE SUBMATRICES

We shall briefly discuss how to establish, by a formal, generalizable, method, that the matrix given in Eq. (4) is reducible, while the matrix (8) is irreducible.

Let us look at a general  $(n \times n)$  matrix and associate it with the flight plan of a specific airline, with a nonvanishing entry, equal to unity, at position  $(i, j)$ , denoting the existence of a direct flight between the cities  $i$  and  $j$ . If the matrix element  $(i, j)$  is zero, then no such direct connection exists. This matrix is known as the “adjacency matrix”  $U$  of the airline connection. A nonvanishing entry at position  $(i, i)$  could be interpreted as a “sightseeing

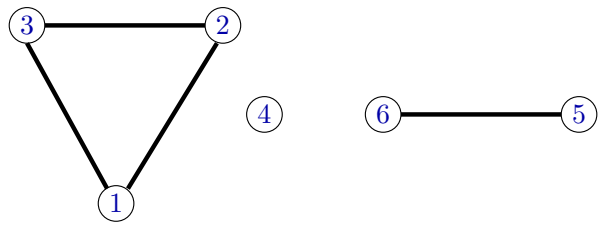


FIG. 4. Adjacency graph for the matrix  $U_0$  given in Eq. (13).

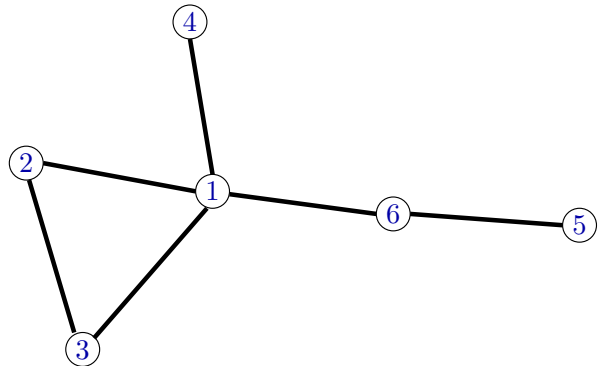


FIG. 5. Adjacency graph for the matrix  $U$  given in (15).

flight” starting and ending at city  $i$ . There could be an indirect coupling between cities  $i$  and  $j$ , if not by a direct flight, then via a connection through some city  $k$ . If there is a connection with one intermediate stop, then it is obvious that the square of the adjacency matrix will have a unit entry at position  $(i, j)$ . Nonzero entries in  $U^2$  represent the cities that connect with connecting flights (one intermediate stop only). More specifically, the entries in the square of the adjacency matrix count the number of possibilities that one can fly from city  $i$  to city  $j$  with exactly one intermediate stop. If the airline serves  $n$  airports and one cannot go from city  $i$  to city  $j$  with  $n - 1$  intermediate stops, then one cannot go city  $i$  to city  $j$  at all. One has exhausted the possibilities. Let  $U$  denote the adjacency matrix. It means that if the matrix

$$A = \sum_{i=1}^n U^i = U + U^2 + \dots + U^n \quad (12)$$

still has a zero entry at position  $(i, j)$ , then the airline must be serving at least two disconnected sets of destinations; this in turn is equivalent to showing that the adjacency matrix is reducible. The algorithm for testing the reducibility of an input matrix  $M$  is now clear. One replaces all nonzero entries in the input matrix  $M$  by unity, obtaining the adjacency matrix  $U$ . One then calculates the accumulated adjacency matrix  $A$  according to Eq. (12). If there are zero entries in  $A$ , then  $M$  must be reducible.

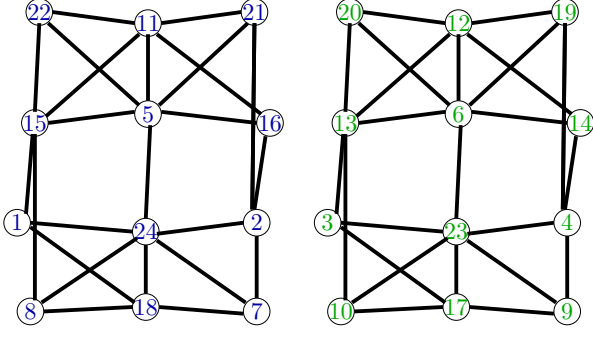


FIG. 6. Adjacency graph for the matrix  $U_{F_z=0}$  given in Eq. (24).

The adjacency matrix  $U_0$  for  $H_0$  given in Eq. (4) is

$$U_0 = \begin{pmatrix} 1 & 1 & 1 & 0 & 0 & 0 \\ 1 & 1 & 1 & 0 & 0 & 0 \\ 1 & 1 & 1 & 0 & 0 & 0 \\ 0 & 0 & 0 & 1 & 0 & 0 \\ 0 & 0 & 0 & 0 & 1 & 1 \\ 0 & 0 & 0 & 0 & 1 & 1 \end{pmatrix}, \quad (13)$$

resulting in

$$A_0 = \sum_{i=1}^6 U_0^i = \begin{pmatrix} 364 & 364 & 364 & 0 & 0 & 0 \\ 364 & 364 & 364 & 0 & 0 & 0 \\ 364 & 364 & 364 & 0 & 0 & 0 \\ 0 & 0 & 0 & 6 & 0 & 0 \\ 0 & 0 & 0 & 0 & 63 & 63 \\ 0 & 0 & 0 & 0 & 63 & 63 \end{pmatrix}, \quad (14)$$

clearly displaying the reducibility and the three submatrices. The corresponding adjacency graph is given in Fig. 4. These observations only confirm the intuitive understanding gathered by inspection of  $H_0$ .

For the matrix  $H$  given in Eq. (8), the adjacency matrix is

$$U = \begin{pmatrix} 1 & 1 & 1 & 1 & 0 & 1 \\ 1 & 1 & 1 & 0 & 0 & 0 \\ 1 & 1 & 1 & 0 & 0 & 0 \\ 1 & 0 & 0 & 1 & 0 & 0 \\ 0 & 0 & 0 & 0 & 1 & 1 \\ 1 & 0 & 0 & 0 & 1 & 1 \end{pmatrix}, \quad (15)$$

resulting in

$$A = \sum_{i=1}^6 U^i = \begin{pmatrix} 836 & 604 & 604 & 354 & 178 & 426 \\ 604 & 453 & 453 & 250 & 106 & 284 \\ 604 & 453 & 453 & 250 & 106 & 284 \\ 354 & 250 & 250 & 158 & 72 & 178 \\ 178 & 106 & 106 & 72 & 90 & 142 \\ 426 & 284 & 284 & 178 & 142 & 268 \end{pmatrix}, \quad (16)$$

which is fully populated. The corresponding adjacency graph is given in Fig. 5. The accumulated adjacency matrix  $A$  is fully populated, demonstrating the irreducibility of  $H$ .

#### IV. $2S$ - $2S$ INTERACTION IN HYDROGEN

The aim is to analyze the interaction of two excited hydrogen atoms in the metastable  $2S$  state. We note that the  $2S$ - $2S$  van der Waals interaction has been analyzed before in Refs. [7, 8], but without any reference to the resolution of the hyperfine splitting. The Hamiltonian for the two-atom system is

$$H = H_{LS,A} + H_{LS,B} + H_{HFS,A} + H_{HFS,B} + H_{vdW}. \quad (17)$$

Here,  $H_{LS}$  is the Lamb shift Hamiltonian, while  $H_{HFS}$  describes hyperfine effects; these Hamiltonians have to be added for atoms  $A$  and  $B$ . In SI units, they are given as follows,

$$H_{HFS} = \frac{\mu_0}{4\pi} \mu_B \mu_N g_s g_p \sum_{i=A,B} \left[ \frac{8\pi}{3} \vec{S}_i \cdot \vec{I}_i \delta^3(\vec{r}_i) + \frac{3(\vec{S}_i \cdot \vec{r}_i)(\vec{I}_i \cdot \vec{r}_i) - \vec{S}_i \cdot \vec{I}_i r_i^2}{|\vec{r}_i|^5} + \frac{\vec{L}_i \cdot \vec{I}_i}{|\vec{r}_i|^3} \right], \quad (18a)$$

$$H_{LS} = \frac{4}{3} \alpha^2 mc^2 \left( \frac{\hbar}{mc} \right)^3 \ln(\alpha^{-2}) \sum_{i=A,B} \delta^3(\vec{r}_i), \quad (18b)$$

$$H_{vdW} = \alpha \hbar c \frac{x_A x_B + y_A y_B - 2 z_A z_B}{R^3}. \quad (18c)$$

The symbols are explained as follows:  $\alpha$  is the fine-structure constant,  $m$  denotes the electron mass. The operators  $\vec{r}_i$ ,  $\vec{p}_i$  and  $\vec{L}_i$  are the position (relative to the respective nuclei), linear momentum and orbital angular momentum operators for electron  $i$ , while  $\vec{S}_i$  is the spin operator for electron  $i$  and  $\vec{I}_i$  is the spin operator for proton  $i$  [both are dimensionless]. Electronic and protonic  $g$  factors are  $g_s \simeq 2.002319$  and  $g_p \simeq 5.585695$ , while  $\mu_B \simeq 9.274010 \times 10^{-24} \text{ Am}^2$  is the Bohr magneton and  $\mu_N \simeq 5.050784 \times 10^{-27} \text{ Am}^2$  is the nuclear magneton. Of course, the subscripts  $A$  and  $B$  refer to the relative coordinates within the two atoms.  $R$  is the interatomic distance.  $H_{LS}$  shifts  $S$  states relative to  $P$  states by the Lamb shift, which is given in Eq. (18b) in the Welton approximation [9], which is convenient within the formalism used for the evaluation of matrix elements. The important property of  $H_{LS}$  is that it shifts  $S$  states upward in relation to  $P$  states. The prefactor multiplying the Dirac- $\delta$  can be adjusted to the observed Lamb shift splitting. Indeed, for the final calculation of energy shifts, one conveniently replaces

$$\begin{aligned} \langle 2S_{1/2} | H_{LS} | 2S_{1/2} \rangle - \langle 2P_{1/2} | H_{LS} | 2P_{1/2} \rangle \\ = \frac{4\alpha}{3\pi} \frac{\alpha^4}{8} mc^2 \ln(\alpha^{-2}) \rightarrow \mathcal{L}, \end{aligned} \quad (19)$$

where  $\mathcal{L} = h \times 1057.845(9) \text{ MHz}$  is the “classic”  $2S$ - $2P_{1/2}$  Lamb shift [10] ( $m$  is the electron mass,  $c$  is the speed of light, and  $h$  is Planck’s constant). In the Hamiltonian



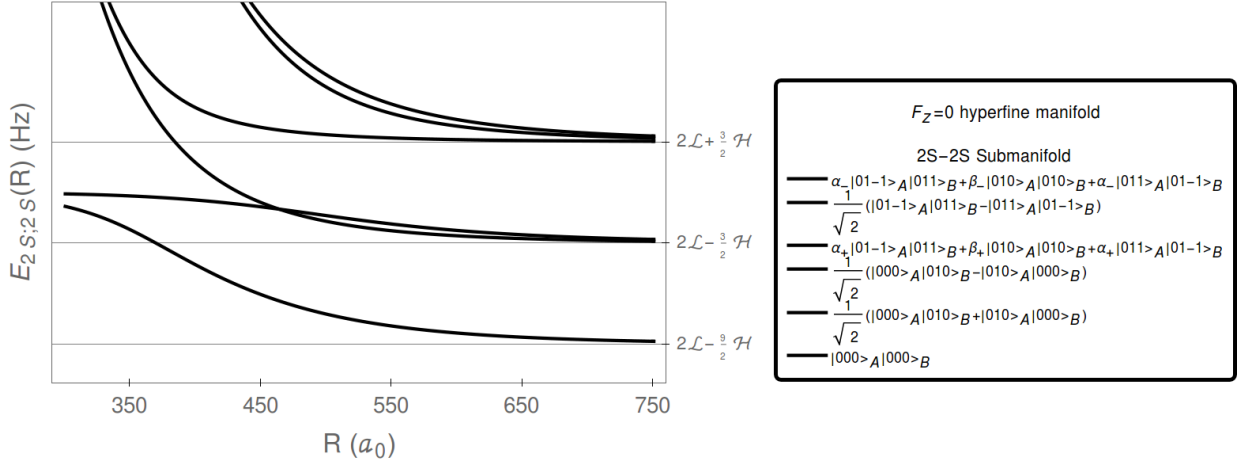


FIG. 7. Energy levels of the 2S-2S states within the  $F_z = 0$  hyperfine manifold as a function of atomic separation  $R$  (given in units of the Bohr radius  $a_0$ ). The eigenstates in the legend are those relevant to the  $R \rightarrow \infty$  asymptotic limit; for finite separation these states mix. There is one remaining level crossing even if the Hamiltonian matrix is irreducible. The coefficients  $\alpha_{\pm}$  and  $\beta_{\pm}$  are determined from second-order perturbation theory and given by Eq. (29). The states are labeled from top to bottom in the legend, in the same order as they are relevant to the long-range asymptotics.

$$A_{F_z=0} = \sum_{i=1}^{24} U^i \simeq \begin{pmatrix} \chi & \chi & 0 & 0 & \chi & 0 & \chi & \chi & 0 & 0 & \chi & 0 & 0 & 0 & \chi & \chi & 0 & \chi & 0 & 0 & \chi & \chi & 0 & \chi \\ \chi & \chi & 0 & 0 & \chi & 0 & \chi & \chi & 0 & 0 & \chi & 0 & 0 & 0 & \chi & \chi & 0 & \chi & 0 & 0 & \chi & \chi & 0 & \chi \\ 0 & 0 & \chi & \chi & 0 & \chi & 0 & 0 & \chi & \chi & 0 & \chi & \chi & \chi & 0 & 0 & \chi & 0 & \chi & \chi & 0 & 0 & \chi & 0 \\ 0 & 0 & \chi & \chi & 0 & \chi & 0 & 0 & \chi & \chi & 0 & \chi & \chi & \chi & 0 & 0 & \chi & 0 & \chi & \chi & 0 & 0 & \chi & 0 \\ \chi & \chi & 0 & 0 & \chi & 0 & \chi & \chi & 0 & 0 & \chi & 0 & 0 & 0 & \chi & \chi & 0 & \chi & 0 & 0 & \chi & \chi & 0 & \chi \\ 0 & 0 & \chi & \chi & 0 & \chi & 0 & 0 & \chi & \chi & 0 & \chi & \chi & \chi & 0 & 0 & \chi & 0 & \chi & \chi & 0 & 0 & \chi & 0 \\ \chi & \chi & 0 & 0 & \chi & 0 & \chi & \chi & 0 & 0 & \chi & 0 & 0 & 0 & \chi & \chi & 0 & \chi & 0 & 0 & \chi & \chi & 0 & \chi \\ \chi & \chi & 0 & 0 & \chi & 0 & \chi & \chi & 0 & 0 & \chi & 0 & 0 & 0 & \chi & \chi & 0 & \chi & 0 & 0 & \chi & \chi & 0 & \chi \\ 0 & 0 & \chi & \chi & 0 & \chi & 0 & 0 & \chi & \chi & 0 & \chi & \chi & \chi & 0 & 0 & \chi & 0 & \chi & \chi & 0 & 0 & \chi & 0 \\ 0 & 0 & \chi & \chi & 0 & \chi & 0 & 0 & \chi & \chi & 0 & \chi & \chi & \chi & 0 & 0 & \chi & 0 & \chi & \chi & 0 & 0 & \chi & 0 \\ \chi & \chi & 0 & 0 & \chi & 0 & \chi & \chi & 0 & 0 & \chi & 0 & 0 & 0 & \chi & \chi & 0 & \chi & 0 & 0 & \chi & \chi & 0 & \chi \\ \chi & \chi & 0 & 0 & \chi & 0 & \chi & \chi & 0 & 0 & \chi & 0 & 0 & 0 & \chi & \chi & 0 & \chi & 0 & 0 & \chi & \chi & 0 & \chi \\ 0 & 0 & \chi & \chi & 0 & \chi & 0 & 0 & \chi & \chi & 0 & \chi & \chi & \chi & 0 & 0 & \chi & 0 & \chi & \chi & 0 & 0 & \chi & 0 \\ \chi & \chi & 0 & 0 & \chi & 0 & \chi & \chi & 0 & 0 & \chi & 0 & 0 & 0 & \chi & \chi & 0 & \chi & 0 & 0 & \chi & \chi & 0 & \chi \\ 0 & 0 & \chi & \chi & 0 & \chi & 0 & 0 & \chi & \chi & 0 & \chi & \chi & \chi & 0 & 0 & \chi & 0 & \chi & \chi & 0 & 0 & \chi & 0 \\ 0 & 0 & \chi & \chi & 0 & \chi & 0 & 0 & \chi & \chi & 0 & \chi & \chi & \chi & 0 & 0 & \chi & 0 & \chi & \chi & 0 & 0 & \chi & 0 \\ \chi & \chi & 0 & 0 & \chi & 0 & \chi & \chi & 0 & 0 & \chi & 0 & 0 & 0 & \chi & \chi & 0 & \chi & 0 & 0 & \chi & \chi & 0 & \chi \\ \chi & \chi & 0 & 0 & \chi & 0 & \chi & \chi & 0 & 0 & \chi & 0 & 0 & 0 & \chi & \chi & 0 & \chi & 0 & 0 & \chi & \chi & 0 & \chi \\ 0 & 0 & \chi & \chi & 0 & \chi & 0 & 0 & \chi & \chi & 0 & \chi & \chi & \chi & 0 & 0 & \chi & 0 & \chi & \chi & 0 & 0 & \chi & 0 \\ \chi & \chi & 0 & 0 & \chi & 0 & \chi & \chi & 0 & 0 & \chi & 0 & 0 & 0 & \chi & \chi & 0 & \chi & 0 & 0 & \chi & \chi & 0 & \chi \end{pmatrix}, \quad (25)$$

where  $\chi$  stands for any entry different from zero (the  $\chi$ s are not all equal). The adjacency graph given in Fig. 6 confirms the presence of two irreducible submatrices of  $H_{F_z=0}$ . Indeed, the two uncoupled subspaces are spanned by the states  $|\Psi_i\rangle$  with  $i = 1, 2, 5, 7, 8, 11, 15, 16, 18, 21, 22, 24$  (subspace I), and  $|\Psi_j\rangle$  with  $j = 3, 4, 6, 9, 10, 12, 13, 14, 17, 19, 20, 23$  (subspace II). An ordering of the eigenvalues reveals that one

can have coupling among the  $S$ - $S$  and  $P$ - $P$  states (distributed among atoms  $A$  and  $B$ ), forming submanifold I, and among all  $S$ - $P$  and  $P$ - $S$  states (distributed among atoms  $A$  and  $B$ ), forming submanifold II. In retrospect, the separation is perhaps clear, but it is less obvious at first glance.

It is then possible to redefine the levels from which the  $12 \times 12$  Hamiltonian matrix is constructed, in the first



submanifold of  $F_z = 0$  (the  $S$ - $S$  coupled states). Specifically, one defines  $|\Psi_1^{(I)}\rangle = |\Psi_1\rangle$ ,  $|\Psi_2^{(I)}\rangle = |\Psi_2\rangle$ ,  $|\Psi_3^{(I)}\rangle = |\Psi_5\rangle$ ,  $|\Psi_4^{(I)}\rangle = |\Psi_7\rangle$ ,  $|\Psi_5^{(I)}\rangle = |\Psi_8\rangle$ ,  $|\Psi_6^{(I)}\rangle = |\Psi_{11}\rangle$ ,  $|\Psi_7^{(I)}\rangle = |\Psi_{15}\rangle$ ,  $|\Psi_8^{(I)}\rangle = |\Psi_{16}\rangle$ ,  $|\Psi_9^{(I)}\rangle = |\Psi_{18}\rangle$ ,  $|\Psi_{10}^{(I)}\rangle =$

$|\Psi_{21}\rangle$ ,  $|\Psi_{11}^{(I)}\rangle = |\Psi_{22}\rangle$ , and  $|\Psi_{12}^{(I)}\rangle = |\Psi_{24}\rangle$ . Within the space spanned by the  $|\Psi_i^{(I)}\rangle$  with  $i = 1, 2, \dots, 12$ , the Hamiltonian matrix has the structure

$$H_{F_z=0}^{(I)} = \begin{pmatrix} 2\mathcal{L} - \frac{9}{2}\mathcal{H} & 0 & 0 & 0 & 0 & 0 & 0 & 0 & -\mathcal{V} & 0 & -2\mathcal{V} & -\mathcal{V} \\ 0 & 2\mathcal{L} - \frac{3}{2}\mathcal{H} & 0 & 0 & 0 & 0 & 0 & 0 & \mathcal{V} & -2\mathcal{V} & 0 & -\mathcal{V} \\ 0 & 0 & 2\mathcal{L} + \frac{3}{2}\mathcal{H} & 0 & 0 & 0 & -\mathcal{V} & \mathcal{V} & 2\mathcal{V} & -\mathcal{V} & \mathcal{V} & 0 \\ 0 & 0 & 0 & 2\mathcal{L} - \frac{3}{2}\mathcal{H} & 0 & 0 & 0 & 0 & -2\mathcal{V} & -\mathcal{V} & 0 & 0 \\ 0 & 0 & 0 & 0 & 2\mathcal{L} + \frac{3}{2}\mathcal{H} & 0 & -2\mathcal{V} & 0 & \mathcal{V} & 0 & 0 & \mathcal{V} \\ 0 & 0 & 0 & 0 & 0 & 2\mathcal{L} + \frac{3}{2}\mathcal{H} & -\mathcal{V} & -\mathcal{V} & 0 & \mathcal{V} & \mathcal{V} & 2\mathcal{V} \\ 0 & 0 & -\mathcal{V} & 0 & -2\mathcal{V} & -\mathcal{V} & -\frac{3}{2}\mathcal{H} & 0 & 0 & 0 & 0 & 0 \\ 0 & 0 & \mathcal{V} & -2\mathcal{V} & 0 & -\mathcal{V} & 0 & -\frac{1}{2}\mathcal{H} & 0 & 0 & 0 & 0 \\ -\mathcal{V} & \mathcal{V} & 2\mathcal{V} & -\mathcal{V} & \mathcal{V} & 0 & 0 & 0 & \frac{1}{2}\mathcal{H} & 0 & 0 & 0 \\ 0 & -2\mathcal{V} & -\mathcal{V} & 0 & 0 & \mathcal{V} & 0 & 0 & 0 & -\frac{1}{2}\mathcal{H} & 0 & 0 \\ -2\mathcal{V} & 0 & \mathcal{V} & 0 & 0 & \mathcal{V} & 0 & 0 & 0 & 0 & \frac{1}{2}\mathcal{H} & 0 \\ -\mathcal{V} & -\mathcal{V} & 0 & \mathcal{V} & \mathcal{V} & 2\mathcal{V} & 0 & 0 & 0 & 0 & 0 & \frac{1}{2}\mathcal{H} \end{pmatrix}, \quad (26)$$

where

$$\mathcal{V} = 3 \alpha \hbar c \frac{a_0^2}{R^3} \quad (27)$$

is a parameter that describes the strength of the van der Waals interaction. Furthermore,

$$\mathcal{H} = \frac{\alpha^4}{18} g_N \frac{m}{m_p} m c^2 \quad (28)$$

with  $\mathcal{H} \approx h \times 59.1856114(22)$  MHz, parameterizes the hyperfine splitting ( $m_p$  is the proton mass). A close-up of the six energetically highest, distance-dependent  $S$ - $S$  state energy levels, coupled through virtual  $P$ - $P$  states, is given in Fig. 7 (Born-Oppenheimer potential energy curves). We have verified that the crossing between the second and third level (counted in ascending order of the unperturbed energy for  $R \rightarrow \infty$ ) persists under a drastic increase of the numerical accuracy, much like for our model problem (Fig. 3). The coefficients used in the legend for this figure are given by

$$\alpha_{\pm} = 2 \sqrt{\frac{2}{33 \pm \sqrt{33}}}, \quad (29a)$$

$$\beta_{\pm} = \mp \frac{\sqrt{33} \pm 1}{\sqrt{2(33 \pm \sqrt{33})}}. \quad (29b)$$

Despite the fact that subspace I is irreducible, one observes one level crossing, much in line with the discussion presented in Sec. II. Finer details of the calculation will be presented in an upcoming work [3]. Specifically, for large  $R$ , we can point out that all of the level shifts of the

states in Fig. 7 are found to be of order  $\mathcal{V}^2/\mathcal{L}$  and are thus of second order in  $\mathcal{V}$ , proportional to  $1/R^6$  but drastically enhanced in their numerical magnitude as compared to “normal” van der Waals shifts due to the  $1/\mathcal{L}$  denominator. For the  $1S$ - $1S$  interaction, the well-known result involves a shift of order  $\mathcal{V}^2/E_h$ , where  $E_h$  is the Hartree energy. In the limit of large  $R$ , the  $2S$ - $2S$  interaction is seen to be larger by a factor  $1/\alpha^3 \sim 10^6$ , in view of the smaller energy denominator which only involves the Lamb shift.

## V. CONCLUSIONS

Often, in physics, we need to resort to mathematical sophistications in order to uncover properties of a physical system hidden from us at first glance. In our case, we find that adjacency matrices and adjacency graphs help determine the reducibility of a matrix, and, in the analysis of the hyperfine-resolved  $2S$ - $2S$  interaction, help determine the irreducible subspaces into which we may break the total Hamiltonian. We were able to identify an additional selection rule, which is relatively obvious *a posteriori*, namely, that couplings occur between  $S$ - $S$  and  $P$ - $P$  levels, and between  $S$ - $P$  and  $P$ - $S$  levels, but there are no coupling joining the two submanifolds (see Sec. IV). The size of the matrix is reduced from  $24 \times 24$  to  $12 \times 12$ . It is somewhat surprising that the seemingly easy problem of identifying the irreducible submatrices of a Hamiltonian, involves a rather sophisticated concept like an adjacency matrix.

Our model problem, studied in Sec. II and III, reveals that level crossings can occur even in well-behaved

quantum mechanical systems, described by inter-level couplings varying with some parameter. For the long-range interaction between atoms, the inverse interatomic distance  $1/R$  is such a coupling parameter. In Fig. 2 (model problem), and in Fig. 7 ( $2S$ – $2S$  states within the  $F_z = 0$  submanifold of the hydrogen long-range interaction), level crossings are clearly visible even if the Hamiltonian matrix is irreducible. Our extended-precision numerical calculations (Fig. 3) and the analytic structure of the “crossing” eigenvectors in Eq. (11) together with the adjacency matrices in Figs. 4 and 5 indicate that the no-crossing theorem breaks down in higher-dimensional systems. Furthermore, we observe that our crossings, both for the model problem as well as for the  $2S$ – $2S$  system, involve situations where the couplings are indirect and the admixtures at the crossing point are between levels which are displaced from each other in the adjacency graph by at least two elementary steps. These

observations could be of interest beyond the the concrete problem studied here, in the context of a breakdown of the no-crossing theorem in higher-dimensional quantum mechanical systems. An improved understanding of the  $2S$ – $2S$  interaction is important for progress in the  $2S$  hyperfine measurement by optical methods, using an atomic beam [11–13].

Attempts to study the hyperfine-resolved interaction have been made, but no reference has been made to the resolution of the hyperfine structure [7, 8]. The current approach leads to a solution, with partial results being presented in Eq. (26) and Fig. 7 and finer details being relegated to Ref. [3].

## ACKNOWLEDGMENTS

The authors acknowledge support from the National Science Foundation (Grant PHY-1403973).

- 
- [1] C. Cohen-Tannoudji, B. Diu, and F. Laloë, *Quantum Mechanics (Volume 1)*, 1st ed. (J. Wiley & Sons, New York, 1978).
  - [2] C. Cohen-Tannoudji, B. Diu, and F. Laloë, *Quantum Mechanics (Volume 2)*, 1st ed. (J. Wiley & Sons, New York, 1978).
  - [3] U. D. Jentschura, V. Debierre, C. M. Adhikari, A. Matveev, and N. Kolachevsky, *Long-range interactions of excited hydrogen atoms. II. Hyperfine-resolved ( $2S$ ;  $2S$ )-system*, submitted to Physical Review A (2016).
  - [4] S. Wolfram, *The Mathematica Book*, 4th ed. (Cambridge University Press, Cambridge, UK, 1999).
  - [5] See the URL [http://en.m.wikipedia.org/wiki/Avoided\\_crossing](http://en.m.wikipedia.org/wiki/Avoided_crossing).
  - [6] L. D. Landau and E. M. Lifshitz, *Quantum Mechanics, Volume 3 of the Course on Theoretical Physics* (Pergamon Press, Oxford, UK, 1958).
  - [7] S. Jonsell, A. Saenz, P. Froelich, R. C. Forrey, R. Côté, and A. Dalgarno, “Long-range interactions between two  $2s$  excited hydrogen atoms,” *Phys. Rev. A* **65**, 042501 (2002).
  - [8] S. I. Simonsen, L. Kocbach, and J. P. Hansen, “Long-range interactions and state characteristics of interacting Rydberg atoms,” *J. Phys. B* **44**, 165001 (2011).
  - [9] C. Itzykson and J. B. Zuber, *Quantum Field Theory* (McGraw-Hill, New York, 1980).
  - [10] S. R. Lundeen and F. M. Pipkin, “Measurement of the Lamb Shift in Hydrogen,  $n = 2$ ,” *Phys. Rev. Lett.* **46**, 232–235 (1981).
  - [11] M. Fischer, N. Kolachevsky, S. G. Karshenboim, and T. W. Hänsch, “Optical measurement of the  $2S$  hyperne interval in atomic hydrogen,” *Can. J. Phys.* **80**, 1225–1231 (2002).
  - [12] N. Kolachevsky, M. Fischer, S. G. Karshenboim, and T. W. Hänsch, “High-Precision Optical Measurement of the  $2S$  Hyperfine Interval in Atomic Hydrogen,” *Phys. Rev. Lett.* **92**, 033003 (2004).
  - [13] N. Kolachevsky, A. Matveev, J. Alnis, C. G. Parthey, S. G. Karshenboim, and T. W. Hänsch, “Measurement of the  $2S$  Hyperfine Interval in Atomic Hydrogen,” *Phys. Rev. Lett.* **102**, 213002 (2009).