

Saturation and geometrical scaling

Michał Praszalowicz^{1,a}

¹*M. Smoluchowski Institute of Physics, Jagiellonian University, Lojasiewicza 11, 30-348 Krakow, Poland*

Abstract. We discuss emergence of geometrical scaling as a consequence of the non-linear evolution equations of QCD, which generate a new dynamical scale, known as the saturation momentum: Q_s . In the kinematical region where no other energy scales exist, particle spectra exhibit geometrical scaling (GS), *i.e.* they depend on the ratio p_T/Q_s , and the energy dependence enters solely through the energy dependence of the saturation momentum. We confront the hypothesis of GS in different systems with experimental data.

1 Introduction

In this report we present a concise analysis of GS, slightly extended with respect to the presentation given at the XLVI International Symposium on Multiparticle Dynamics. One can find more details in the original publications [1]– [4] and in the recent conference proceedings [5], that cover the same topics.

In QCD we have basically two sets of evolution equations that describe the change of parton densities with decreasing resolution scale $1/Q^2$ – DGLAP equations, or with growing energy (or equivalently with decreasing Bjorken x) – BFKL equation. In both cases the number of partons, or more precisely the number of gluons, is growing rapidly with the evolution variable. In the BFKL case however (since the average transverse size of gluons is fixed), we enter a regime where the partonic system is not dilute and the linear evolution breaks down. A modified BFKL equation that includes the non-linear terms is known as the Balitsky-Kovchegov (BK) equation [6]. One of the consequences of the nonlinearities is the emergence of the so called saturation scale of the form [7, 8]:

$$Q_s^2(x) = Q_0^2(x/x_0)^{-\lambda}. \quad (1)$$

Munier and Peschanski [8] draw an analogy between the BK equation and the time evolution of the wave front $u(t, z)$ in one dimensional space variable z :

$$\frac{\partial}{\partial t} u(t, z) = O(\partial/\partial z) \quad (2)$$

where $O(\partial/\partial z)$ is a non-linear differential operator corresponding in QCD to the BK kernel. For a wide class of operators O and initial conditions for u , wave front u converges asymptotically to the *traveling wave*:

$$u(x, z) \rightarrow u(z - v_c t), \quad (3)$$

^ae-mail: michal@if.uj.edu.pl

i.e. to the fixed front that moves rigidly with the critical velocity v_c . In the QCD context time corresponds to the logarithm of Bjorken x : $t = \ln(x_0/x)$ where x_0 is a constant corresponding to $t = 0$, and $z = \ln(p_T^2/Q_0^2)$. Translating the argument of the travelling wave to the QCD variables gives:

$$z - v_c t = \ln\left(\frac{p_T^2}{Q_0^2}\right) - v_c \ln\left(\frac{x_0}{x}\right) = \ln\left(\frac{p_T^2}{Q_0^2(x/x_0)^{-v_c}}\right). \quad (4)$$

Therefore the travelling wave corresponds to the scaling solution with the saturation momentum given by Eq. (1). In the following we shall check whether GS is present in different pieces of high energy data.

2 Deep inelastic scattering (DIS)

Geometrical scaling was first introduced in the context of DIS for $F_2(x)/Q^2$ [9]. In Fig. 1 we plot $F_2(x)/Q^2$ as a function of Q^2 (left panel) and in terms of the scaling variable $\tau = Q^2/Q_s^2(x)$ for $\lambda = 0.329$ (right panel) for the combined HERA data [10]. Points of different colors correspond to different Bjorken x 's. We see from Fig. 1 that DIS data scale very well with some exception in the right part of Fig. 1.b. These points, however, correspond to large Bjorken x 's where GS is supposed to break.

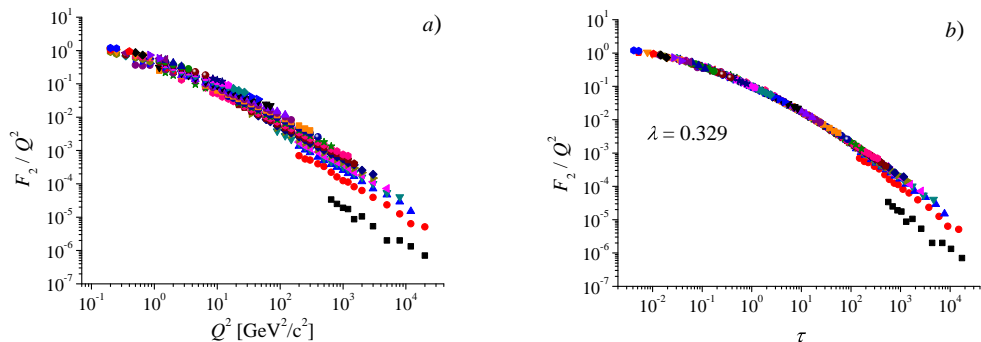


Figure 1. Combined DIS data [10] for F_2/Q^2 . Different points forming a wide band as a function of Q^2 in the left panel correspond to different Bjorken x 's. They fall on a universal curve when plotted in terms of τ (right panel). (Figure from the first paper of Ref. [1]).

Since the reduced cross-section in ep scattering (which is essentially proportional to F_2/Q^2) is given as a convolution of the virtual photon wave function and an unintegrated gluon distribution of the proton $\varphi_p(\vec{k}_T^2, x)$, the fact the DIS data scale implies that $\varphi_p(k_T^2, x) = \varphi_p(k_T^2/Q_s^2(x))$.

3 Inelastic p_T spectra at the LHC

The cross-section for not too hard gluon production in pp collisions can be described in the k_T -factorization approach by the formula [11]:

$$\frac{d\sigma}{dy d^2 p_T} = \frac{3\pi\alpha_s}{2p_T^2} \int d^2 \vec{k}_T \varphi_p(\vec{k}_T^2, x_1) \varphi_p((\vec{k} - \vec{p})_T^2, x_2) \quad (5)$$

where φ_p denotes the unintegrated gluon distribution. Here $x_{1,2} = e^{\pm y} p_T / \sqrt{s}$. In the following we shall assume that produced gluons are in the mid rapidity region ($y \simeq 0$), hence both Bjorken x 's of colliding gluons are equal $x_1 \simeq x_2$ (denoted in the following as x).

Unintegrated gluon distributions have dimension of transverse area. We shall assume that – following our discussion of DIS – that they depend only on the ratio of the transverse momentum over the saturation scale

$$\varphi_p(k_T^2, x) = S_{\perp} \phi(k_T^2 / Q_s^2(x)) \quad (6)$$

where ϕ is a *dimensionless* function. In the case of DIS $S_{\perp} = \sigma_0$ is the dipole-proton cross-section for large dipoles [12]. In the case of heavy ion collisions S_{\perp} is the transverse size of an overlap of two large nuclei for a given centrality class. In both cases one can assume that S_{\perp} is energy independent (or weakly dependent). In that case $d^2 k_T$ integration in (5) leads to

$$\frac{d\sigma}{dy d^2 p_T} = S_{\perp}^2 \mathcal{F}(\tau) \quad (7)$$

where $\tau = p_T^2 / Q_s^2(x)$ is a scaling variable and $\mathcal{F}(\tau)$ is a function related to the integral of ϕ_p 's. We follow here the parton-hadron duality hypothesis [13], assuming that the charged particle spectra are on the average identical to the gluon spectra.

In Fig. 2 we plot ALICE pp data [14] in terms of p_T (left panel) and in terms of the scaling variable τ (right panel) for $\lambda = 0.32$. We see that three different curves from the left panel in Fig. 2 overlap over some region if plotted in terms of $\sqrt{\tau}$. The exponent for which this happens over the largest interval of τ is $\lambda = 0.32$ [4], which is the value compatible with our model independent analysis of the DIS data [1].

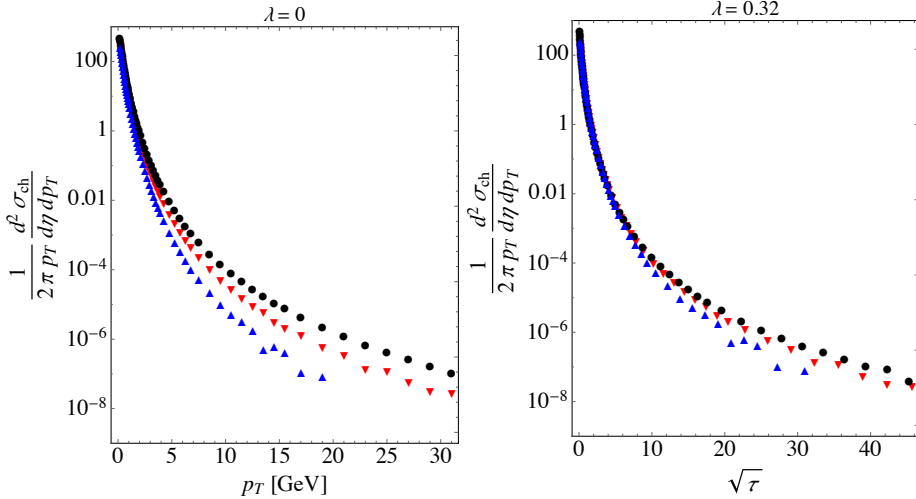


Figure 2. Data for pp scattering from ALICE [14] plotted in terms of p_T and $\sqrt{\tau}$. Full (black) circles correspond to $W = 7$ TeV, down (red) triangles to 2.76 TeV and up (blue) triangles to 0.9 TeV. (Figure from Ref. [4].)

In order to illustrate the method of adjusting λ , we plot in Fig. 3 ratios of the cross-sections at 7 TeV to 2.76 and 0.9 TeV. Proximity of both ratios to unity for $\lambda = 0.32$ is the sign of GS for p_T up to 4.25 GeV/c [4].

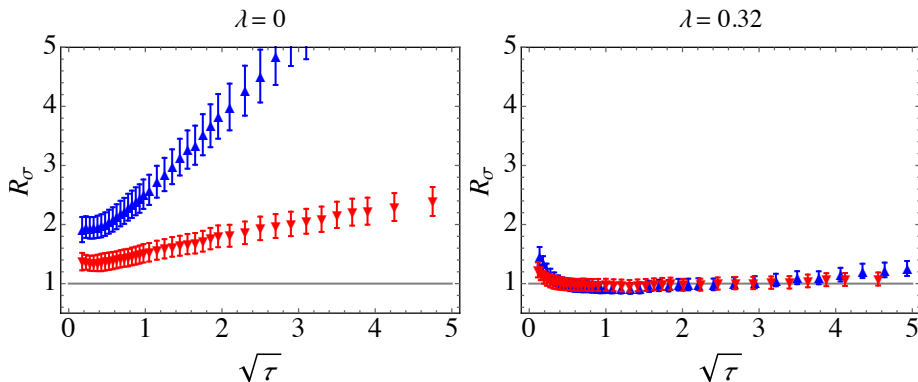


Figure 3. Ratios of the cross-sections at 7/2.76 TeV – down (red) triangles and 7/0.9 TeV – up (blue) triangles, for $\lambda = 0$ (left) and 0.32 (right). (Figure from Ref. [4].)

It has been argued previously [2] that GS should hold for multiplicities, rather than for the cross-sections. This would be true if the relation between the two was energy independent. This may be the case in HI or pA collisions where we trigger on some S_\perp by selecting the centrality classes with given number of participants, but it is not true in the case of the inelastic pp scattering:

$$\frac{dN}{dyd^2p_T} = \frac{1}{\sigma^{\text{MB}}(W)} \frac{d\sigma}{dyd^2p_T} = \frac{S_\perp^2}{\sigma^{\text{MB}}(W)} \mathcal{F}(\tau) \quad (8)$$

where the minimum bias cross-section $\sigma^{\text{MB}}(W) \neq S_\perp$ is energy-dependent. Nevertheless the multiplicity does scale, however for different value of the exponent ($\lambda = 0.22 - 0.24$), and over a smaller range of p_T . This is discussed in more detail in Ref. [4].

4 Electron-positron scattering

One of the obvious questions concerning pp scattering is whether the observed scaling is indeed a consequence of gluon saturation or whether it appears due to the properties of final state radiation that takes place before hadronization (note that by referring to the parton-hadron duality we have ignored possible effects of the QCD fragmentation functions). The best way to address this issue is to perform analogical analysis of the hadronic p_T spectra in e^+e^- collisions where no GS is expected. To this end we shall use spectra published by TASSO collaboration [15] at $W = \sqrt{s} = 14, 22, 35$ and 44 GeV.¹ One might argue that these energies are too small to reach a firm conclusion on GS in e^+e^- . However, in Ref. [16] we have analyzed pp scattering at even lower energies (6 – 17 GeV) finding positive evidence of GS in the mid rapidity region.

In Fig. 4 ratios of multiplicity spectra

$$R(W) = \frac{1}{\sigma_{\text{tot}}} \frac{d\sigma}{2\pi p_T dp_T} \Big|_{44 \text{ GeV}} / \frac{1}{\sigma_{\text{tot}}} \frac{d\sigma}{2\pi p_T dp_T} \Big|_W \quad (9)$$

for the remaining three values of W are plotted in terms of the scaling variable $\sqrt{\tau}$ for $\lambda = 0$ (note that in this case $\sqrt{\tau} = p_T$) and for $\lambda = 0.32$. In the left panel we see similar behaviour of R as in the pp

¹The author is grateful to J. Chwastowski for pointing this reference.

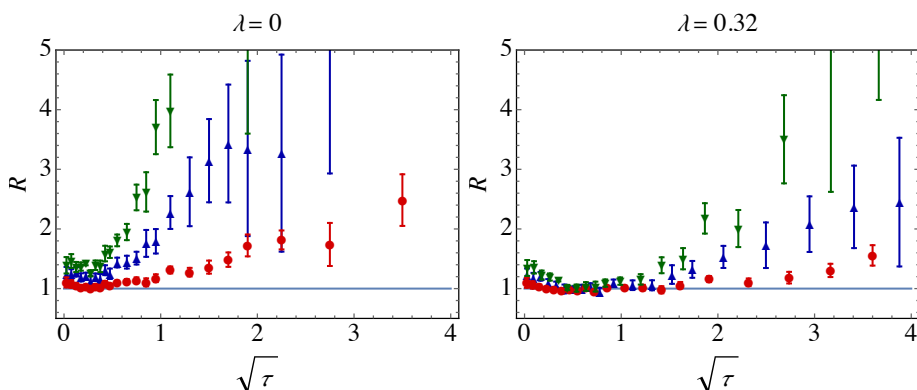


Figure 4. Ratios $R(W)$ of multiplicity spectra for $W = 14$ (down-green triangles), 22 (up-blue triangles) and 35 GeV (red-full circles) as functions of p_T (left panel) and $\sqrt{\tau}$ for $\lambda = 0.32$ (right panel).

case (see Fig. 3.a), however in the right panel where we plot R for $\lambda = 0.32$ no GS is seen (compare with Fig. 3.b).

5 Summary

In this short note we have argued that geometrical scaling is clearly seen in the DIS and pp data. In the latter case an observable that scales is the differential cross-section rather than the multiplicity distribution. Phenomenological analysis analogical to the one described here has been used to look for the effects of GS in pA and heavy ion collisions and in $\langle p_T \rangle$ correlation with multiplicity [2]–[5]. Most recently effects of the fluctuations of the saturation momentum in the pA collisions have been studied in Ref. [17].

Scaling violations that emerge in the kinematical limit when one of the Bjorken x 's in (5) is close to unity, have been observed in Ref. [16]. Here, in Sect. 4, we have presented a new evidence that GS is not present in the spectra of particles produced in e^+e^- collisions. Although this has been theoretically expected, conclusions drawn from Fig. 4 support our main hypothesis that geometrical scaling seen in the experimental data is due to the saturation effects in the initial state of the colliding hadrons.

Acknowledgements

The author wants to thank the organizers for an invitation and for putting up together this successful meeting. This work was supported by the Polish NCN grant 2014/13/B/ST2/02486.

References

- [1] M. Praszalowicz, T. Stebel, JHEP **1303**, 090 (2013) and JHEP **1304**, 169 (2013).
- [2] L. McLerran, M. Praszalowicz, Acta Phys. Pol. B **41**, 1917 (2010) and Acta Phys. Pol. B **42**, 99 (2011).
- [3] M. Praszalowicz, Acta Phys. Pol. B **42**, 1557 (2011) and arXiv:1205.4538 [hep-ph].

- [4] M. Praszalowicz, A. Francuz, Phys. Rev. D **92**, 074036 (2015) .
- [5] M. Praszalowicz, Acta Phys. Polon. Supp. **9**, 395 (2016).
- [6] I. Balitsky, Nucl. Phys. B **463**, 99 (1996);
Y. V. Kovchegov, Phys. Rev. D **60**, 034008 (1999) and Phys. Rev. D **61**, 074018 (2000).
- [7] A. H. Mueller and D. N. Triantafyllopoulos, Nucl. Phys. B **640**, 331 (2002).
- [8] S. Munier, R. B. Peschanski, Phys. Rev. Lett. **91**, 232001 (2003) and Phys. Rev. D **69**, 034008 (2004).
- [9] A. Stasto, K. Golec-Biernat, J. Kwiecinski, Phys. Rev. Lett. **86**, 596 (2001).
- [10] C. Adloff *et al.* [H1], Eur. Phys. J. C **21** 33 (2001);
S. Chekanov *et al.* [ZEUS], Eur. Phys. J. C **21**, 443 (2001) .
- [11] L. V. Gribov, E. M. Levin, M. G. Ryskin, Phys. Lett. B **100**, 173 (1981).
- [12] K. J. Golec-Biernat, M. Wusthoff, Phys. Rev. D **59**, 014017 (1998) and Phys. Rev. D **60**, 114023 (1999).
- [13] Ya.I. Azimov, Yu.L. Dokshitzer, V.A. Khoze and S.I. Troian, Z. Phys. C **27**, 65 (1985);
Yu. L. Dokshitzer, V. A. Khoze and S. I. Troyan, J. Phys. G **17**, 1585 (1991) ;
V.A. Khoze and W. Ochs, Int. J. Mod. Phys. A **12**, 2949 (1997) .
- [14] B. B. Abelev *et al.* [ALICE Collaboration], Eur. Phys. J. C **73**, 2662 (2013).
- [15] W. Braunschweig *et al.* [TASSO Collaboration], Z. Phys. C **47**, 187 (1990).
doi:10.1007/BF01552339
- [16] M. Praszalowicz, Phys. Rev. D **87**, 071502 (2013).
- [17] L. McLerran and M. Praszalowicz, Annals Phys. **372**, 215 (2016).