

Low-Complexity QoS-Aware Coordinated Scheduling for Heterogenous Networks

Jun Zhu, *Student Member, IEEE* and Hong-Chuan Yang, *Senior Member, IEEE*

Abstract—In this paper, we consider a heterogenous network (HetNet), where low-power indoor femtocells are deployed in the coverage area of the existing macro base station (MBS). This paper proposes a novel coordinated random beamforming and user scheduling strategy to improve the throughput of users served by the femtocell access point (FAP) while satisfying the quality-of-service (QoS) requirements of users served by both MBS and FAP. The strategy, termed as QoS-Aware Coordinated Scheduling (QACS), requires limited coordination between the MBS and FAP, i.e., only the indexes of the qualified beams are shared. Exact statistical analysis for the ergodic achievable rate of both FAP and MBS with the proposed strategy are presented. Scheduling fairness is also addressed for the proposed QACS.

I. INTRODUCTION

In order to meet the unprecedented demands for higher data rates in wireless networks, the concept of heterogeneous network (HetNet) has been proposed for the next generation wireless systems [1]. HetNet is able to increase network throughput by deploying smaller cells within the coverage of existing macro cellular base station (BS). One of the successful sample application scenarios is macro-femto HetNet, which has drawn tremendous attentions from academia, industry, and business, and has already been included in the LTE-advanced standardization process [2]–[4]. A femtocell access point (FAP) is a low-power, low-cost wireless access point that typically operates indoor over a licensed spectrum to provide short-range and high-speed service. These FAPs are connected to the core service network via residential Digital Subscriber Line (DSL) or broadband cables as their backhaul channel [4]. The development of femtocell has alleviated the poor indoor coverage of the conventional macro BS (MBS). This is of great significance as it has been shown that over 60% of cellular voice calls and over 90% of cellular data services are requested by indoor subscribers [5].

The main challenge of the macro-femto HetNet lies in the cross-tier interference management, required by the spectrum sharing in the HetNet [6]. Cross-tier interference can seriously limit the throughput gain in both macrocell and femtocell, and thus, it is essential to develop effective interference mitigation and/or cancelation techniques for such two-tier networks [5], [7], [8]. On the other hand, multiple-input multiple-output (MIMO) techniques can provide order-of-magnitude improvements of the spectral efficiency of wireless systems, and thus has already widely been adopted in current commercial systems [9]. Therefore, one possible approach to solve the interference management problem in the literature is referred to as coordinated multiple point (CoMP) transmission with joint precoding/transmission [10], [11]. Although the concept of CoMP is able to improve cell coverage as well as the overall system throughput, it usually requires a large amount of overhead signaling, which limits their applicability in real-world systems. Note that the wired connections between BSs, usually through the mobile switching

center, are already fully loaded with the increasing amount of multimedia data traffic.

Coordinated scheduling and beamforming techniques represent more practical solutions for interference mitigation in HetNets or even a general multi-cell network [12]–[15], as they require no data and limited CSI sharing. The good/bad precoding matrix index (PMI) reporting algorithm proposed for LTE-advanced is the best example of this category [16], [17], where only the preferred or the restricted PMI needs to be exchanged between MBSs. Similar methods have been considered in the macro-femto setup in e.g. [5], [7], [8]. In particular, [7] and [8] proposed coordinated scheduling and beamforming schemes, where only limited information are shared between the MBS and the FAP, in order to alleviate the burden of backhaul connections. However, neither of them takes into account the quality-of-service (QoS) requirements of both macrocell and femtocell users. This becomes more important when wireless systems evolve towards the fifth generation (5G) [18], which should efficiently support various levels of QoS requirements from diverse types of wireless applications and services. A family of cross-tier interference mitigation approaches has been developed in [5] based on MIMO precoding, in which, the QoS requirements of macrocell/femtocell users are considered, but with the absence of multiuser scheduling. All results presented in [8] are obtained from Monte-Carlo simulations, while in this work, we perform exact statistical analysis to acquire analytical results for the ergodic rate achieved by both FAP and MBS. We can then investigate the relationship between system performance and various parameters based on such results. Moreover, statistical analysis upon QoS-aware scheduling are rarely investigated due to its higher complexity, compared with conventional coordinated beamforming reported in [5] and [7].

In this paper, we propose and analytically evaluate the performance of a low-complexity coordinated beamforming and scheduling scheme for a macro-femto HetNet based on random unitary beamforming transmission [19], named as QoS-Aware Coordinated Scheduling (QACS). The proposed QACS manages to suppress the interference from macrocell to femtocell while the QoS requirements of both macrocell and femtocell users are guaranteed. In particular, a subset of beams are allowed to be adopted at the macrocell based upon the amount of interference that they generate to the selected user in femtocell. QACS involves limited overhead signaling between MBS and FAP, as only several indexes of beams need to be shared. Moreover, unlike the work in [7], where the user near MBS/FAP always has the priority to be selected in order to improve the overall system throughput, we consider the fairness in scheduling among all users in the macrocell/femtocell. Unlike simulation based investigation in previous work, e.g., [8], we address the exact throughput analysis of the resulting coordinated two-tier network under the proposed QACS. In particular, we offer exact

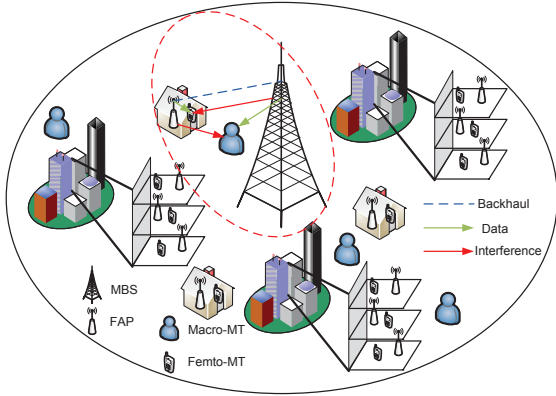


Fig. 1. System model.

expressions for the ergodic throughput when the MBS/FAP is serving one selected user in its own coverage. Based on the expressions, we then can study the relation between throughput and various system parameters including the number of transmit antennas, the number of users, the feedback load, and the QoS requirements. The proposed scheme and the associated analytical results will provide important design guidelines for future cellular systems.

II. SYSTEM AND CHANNEL MODELS

In this section, we introduce the system and channel models for the considered two-tier heterogeneous MIMO system, as depicted in Fig. 1. For convenience, the notations used in this paper are defined in Table I.

A. Two-Tier Heterogenous MIMO System Model

The system under consideration consists one N_F -antenna FAP and one N_M -antenna MBS with overlapping coverage¹. They work on the same radio spectrum to serve their respective scheduled mobile terminals (MTs). Each MT is equipped with a single-antenna due to size, cost, or complexity constraints, and there are K_F femto-MTs and K_M macro-MTs. The FAP is connected to its associated MBS via optical fiber backhaul links. The channel is assumed to be time invariant during one frame transmission, but time varying from one frame to another.

B. Channel Models

Both the MBS and the FAP employ a codebook-based random unitary beamforming strategy to serve one selected user in their respective coverage area in each frame, in order to reduce the multiuser interference. In particular, the femtocell codebook has N_F ortho-normal beams $\{\mathbf{w}_i\}_{i=1}^{N_F} \in \mathbb{C}^{N_F \times 1}$, while the macrocell codebook has N_M ortho-normal beams $\{\mathbf{f}_j\}_{j=1}^{N_M} \in \mathbb{C}^{N_M \times 1}$, all randomly generated from isotropic distributions [19]. The MBS/FAP then selects one of the beams from the codebook (as per the rules to be detailed below) to serve a selected user. Suppose both the beam and user are selected, the received symbol at the selected femto-MT, y_F and that at the selected macro-MT, y_M are obtained as

$$y_F = \sqrt{P_F \beta_{F,k^*}} \mathbf{h}_{F,k^*}^H \mathbf{w}_{i^*} s_{F,k^*} + \sqrt{P_M \beta_{M,k^*}} \mathbf{h}_{M,k^*}^H \mathbf{f}_{j^*} s_{M,k^*} + n_F \quad (1a)$$

¹When deployed in practice, usually a number of femtocells are equipped in the coverage of one macrocell. Owing to the lower-power FAP and indoor operating environment, however, the selected macro-MT is only affected by its closest FAP, and the selected femto-MT is only affected by the MBS. Hence, our model, although simple, is of practical interests.

and

$$y_M = \sqrt{P_M \alpha_{M,k^*}} \mathbf{g}_{M,k^*}^H \mathbf{f}_{j^*} s_{M,k^*} + \sqrt{P_F \alpha_{F,k^*}} \mathbf{g}_{F,k^*}^H \mathbf{w}_{i^*} s_{F,k^*} + n_M, \quad (1b)$$

respectively, where s_{F,k^*} and s_{M,k^*} are the data symbols intended for the selected femto-MT and macro-MT. \mathbf{w}_{i^*} and \mathbf{f}_{j^*} are the corresponding beams for femtocell and macrocell. Besides, $\beta_{F,k^*}(\mathbf{h}_{F,k^*})$ and $\beta_{M,k^*}(\mathbf{h}_{M,k^*})$ are the path-loss (small-scale fading component) from the FAP and MBS to the selected femto-MT with index k^* , while $\alpha_{F,k^*}(\mathbf{g}_{F,k^*})$ and $\alpha_{M,k^*}(\mathbf{g}_{M,k^*})$ are the path-loss (small-scale fading component) from the FAP and MBS to the selected macro-MT with index k^* . The entries of all small-scale fading components are modeled as independent and identically distributed (i.i.d.) complex Gaussian random variables with zero mean and unit variance. Still in (1), P_F and P_M denote the transmit power for FAP and MBS, respectively, and n_F and n_M are additive Gaussian noise with variance σ_F^2 and σ_M^2 , respectively.

III. LOW-COMPLEXITY QoS-AWARE COORDINATED SCHEDULING (QACS)

In this section, we present the mode of operations of the proposed coordinated scheduling strategy, namely QoS-Aware Coordinated Scheduling (QACS) for a typical HetNet with one MBS and one FAP. The QACS mitigates the cross-tier interference through sequential beamforming design and user selection with limited information exchange between the FAP and the MBS. In particular, the FAP needs only to share the index of those qualified beams that the MBS can use. The detailed operation of the QACS (depicted in Fig. 2) is summarized as follows.

a) The considered FAP starts its MT and beam selection by transmitting pilots on all N_F beams to femto-MTs in its coverage. All femto-MTs then estimate their received normalized signal to noise ratio (NSNR) on different beams, which is proportional to $|\mathbf{h}_{F,k}^H \mathbf{w}_i|^2$, $1 \leq k \leq K_F$, $1 \leq i \leq N_F$, and then feedbacks the maximum NSNR on all beams together with the index of the beam that achieves the maximum NSNR.

b) The FAP selects the MT achieving the largest NSNR among all femto-MTs, i.e., femto-MT k^* , where $\{i^*, k^*\} = \arg \max_{i,k} |\mathbf{h}_{F,k}^H \mathbf{w}_i|^2$, and adopts the corresponding beam \mathbf{w}_{i^*} for transmission. We note that long-term fairness is guaranteed among all femto-MTs, as the MT selection policy depends only on the normalized channel statistics.

c) Femto-MT k^* then estimates the channel from the interfering MBS, denoted by $\mathbf{h}_{M,k}$ [20]. Based on the estimation of $\mathbf{h}_{M,k}$ as well as the knowledge of MBS's codebook (which is predefined), femto-MT k^* is able to determine those MBS beams that lead to acceptable received signal to interference-plus-noise ratio (SINR). Without loss of generality, we suppose there are $N_Q \leq N_F$ qualified beams from MBS's codebook, such that

$$\tilde{\gamma}_{F,k^*} = \frac{P_F \beta_{F,k^*} |\mathbf{h}_{F,k^*}^H \mathbf{w}_{i^*}|^2}{P_M \beta_{M,k^*} |\mathbf{h}_{M,k^*}^H \mathbf{f}_j|^2 + \sigma_F^2} \geq \Gamma_F, \quad (2)$$

for $1 \leq j \leq N_Q$. The indexes of these qualifying beams will also be feedback to the FAP, which are then sequentially forwarded to the MBS via the backhaul, based upon the value of the resulting $\tilde{\gamma}_{F,k^*}$.

d) The MBS then begins its MT and beam selection, by transmitting pilots on those qualified beams to macro-MTs. Each macro-MT then determines its instantaneous received SINR on

TABLE I
SUMMARY OF MOST IMPORTANT VARIABLES USED IN THIS PAPER.

Symbols	Description
$N_F(N_M), K_F(K_M)$	Number of FAP (MBS) antennas, number of femto-MTs (macro-MTs)
$\gamma_F(\gamma_M)$	Received SINR of the selected femto-MT (macro-MT)
$\Gamma_F(\Gamma_M)$	SINR requirement of the selected femto-MT (macro-MT)
N_Q	Number of qualified beams in MBS's codebook such that $\gamma_F \geq \Gamma_F$
K_Q	Number of qualified macro-MTs such that $\gamma_M \geq \Gamma_M$
N_B	Number of best beams requested by qualified macro-MTs
$P_F(P_M)$	Transmit power for FAP (MBS)
$\beta_{F,k}(\beta_{M,k}), \alpha_{F,k}(\alpha_{M,k})$	Path-loss from FAP (MBS) to femto-MT k , from FAP (MBS) to macro-MT
$\mathbf{h}_{F,k}(\mathbf{h}_{M,k}), \mathbf{g}_{F,k}(\mathbf{g}_{M,k})$	Small-scale fading component from FAP (MBS) to femto-MT k , from FAP (MBS) to macro-MT k
$\mathbf{w}_i(\mathbf{f}_j), \sigma_F^2(\sigma_M^2)$	Beam i (j) for FAP (MBS), Gaussian noise at femto-MT (macro-MT)
$\lambda_F(\mu_F), \lambda_{M,k}(\mu_{M,k})$	$\lambda_F = \frac{P_M \beta_{M,k}^*}{P_F \beta_{F,k}^*} \left(\mu_F = \frac{\sigma_F^2}{P_F \beta_{F,k}^*} \right), \lambda_{M,k} = \frac{P_M \alpha_{F,k}}{P_M \beta_{M,k}} \left(\mu_{M,k} = \frac{\sigma_M^2}{P_M \alpha_{M,k}} \right)$

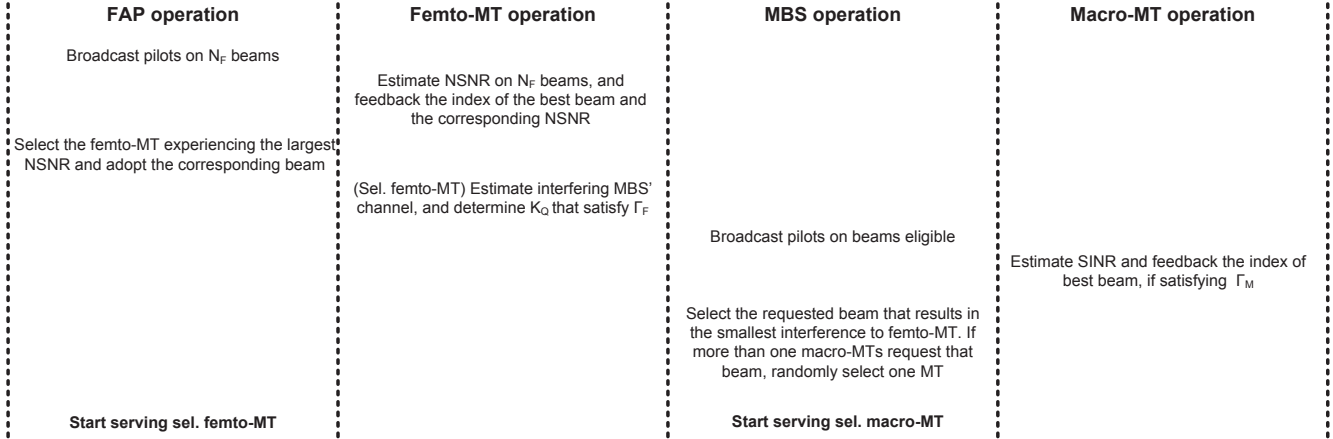


Fig. 2. Mode of operations of QACS.

each available beam. In particular, the SINR of macro-MT k on beam j is obtained as

$$\gamma_{M,k,j} = \frac{P_M \alpha_{M,k} |\mathbf{g}_{M,k}^H \mathbf{f}_j|^2}{P_F \alpha_{F,k} |\mathbf{g}_{F,k}^H \mathbf{w}_{i^*}|^2 + \sigma_M^2}, \quad (3)$$

for $1 \leq k \leq K_M, 1 \leq j \leq N_Q$. Each macro-MT then chooses its own best beam which achieves the largest SINR among all beams, namely, $j^* = \arg \max_j (\gamma_{M,k,j})$. The corresponding SINR $\gamma_{M,k} = \gamma_{M,k,j^*}$ is called the best beam SINR of macro-MT k . Each macro-MT then compares its best beam SINR with its QoS requirement, denoted by Γ_M . When its best beam SINR is greater than Γ_M , the macro-MT will feedback its best beam index to request service on that beam.

e) The MBS then selects the beam among the best beams of all qualified macro-MTs, such that the selected beam results in the smallest cross-tier interference to the selected femto-cell MT among all requested best beams. If only one macro-MT requests this beam, it will be the selected MT. If more than one requests it, the MBS randomly selects one of them in order to reduce the complexity. For the scheduling fairness, as the selected beam for macrocell is independent of the selected macro-MT, we argue that all macro-MTs have equal chance to be selected, as long as their reported best beam SINR is above the threshold Γ_M .

We note that the proposed QACS scheme has low-complexity in the following aspects: 1) No data or CSI, but only several scalars, i.e., index in the predetermined codebook, are required to be shared between cells. 2) All MTs estimate and feedback are several scalars, while only the selected femto-MT needs to estimate the interference channel, which is a vector, during the

overall scheduling procedure. 3) The proposed QACS schemes is based on random beamforming, where no CSI feedback from MTs is needed.

According to the aforementioned mode of operations, the proposed QACS gives priority to femtocell, as indoor subscribers usually require services with much higher speed [5]. If the MBS cannot suppress its cross-tier interference to the femto-MT at an acceptable level, it switches to another spectrum band to serve its macro-MTs. On the other hand, the QACS is general enough to apply in any two cells employing coordinated beamforming, by treating one of them as master cell (femtocell in this paper), while the other as slave cell (macrocell in this paper). Moreover, if the fairness between macrocell and femtocell are needed, the MBS and FAP can take turns to initiate the QACS.

In Section IV, we will carry out exact throughput analysis of the HetNet under the proposed QACS. The ergodic capacity of the femtocell and the macrocell are in general calculated as

$$R_F = \int_0^\infty r(\gamma) f_{\gamma_F}(\gamma) d\gamma, \quad R_M = \int_0^\infty r(\gamma) f_{\gamma_M}(\gamma) d\gamma, \quad (4)$$

with $r(\gamma) = \log_2(1 + \gamma)$, where $f_{\gamma_F}(\gamma)$ and $f_{\gamma_M}(\gamma)$ represent respectively the probability density function (PDF) of the selected femto-MT's and macro-MT's SINR, which will be derived in the following sections.

IV. THROUGHPUT ANALYSIS OF TWO-TIER HETNET UNDER QACS

In this section, we analytically quantify the throughput of the two-tier HetNet considered in Section II for the proposed QACS.

A. Distribution of the Number of Qualified Beams N_Q Guaranteeing Femto-MT's QoS

With the proposed QACS, the number of qualified beams that satisfy the femto-MT's QoS requirement, is varying with the fading channel condition. In particular, the selected femto-MT will feedback the index of those beams of the MBS that, if used in macro-cell transmission, will result in an acceptable SINR value. Mathematical speaking, the beam j belonging to the MBS's codebook will be qualified if the corresponding SINR of the selected macro-MT, given by

$$\gamma_{F,j} = \frac{P_F \beta_{F,k^*} |\mathbf{h}_{F,k^*}^H \mathbf{w}_{i^*}|^2}{P_M \beta_{M,k^*} |\mathbf{h}_{M,k^*}^H \mathbf{f}_j|^2 + \sigma_F^2} = \frac{x_F}{\lambda_F y_{F,j} + \mu_F} \quad (5)$$

is greater than a fixed threshold, denoted by Γ_F , which is pre-determined based on a certain QoS requirement, for $1 \leq j \leq N_M$. As a result, the number of qualified beams in macro-cell will be random, depending on both \mathbf{h}_{F,k^*} and \mathbf{h}_{M,k^*} . In the following, we first derive the probability mass function (PMF) of the number of qualified beams N_Q that satisfies the selected Femto-MT's QoS.

As $|\mathbf{h}_{M,k^*}^H \mathbf{f}_j|^2$ is a standard chi-square r.v. with two degrees of freedom [19], the probability that $\gamma_{F,j}$ given in (5) is greater than Γ_F conditioning on x_F can be calculated as

$$\Pr(\gamma_{F,j} \geq \Gamma_F | x_F) = \int_0^{\frac{x_F}{\Gamma_F} - \mu_F} \frac{1}{\lambda_F} e^{-y/\lambda_F} dy = 1 - e^{-\frac{x_F + \mu_F \Gamma_F}{\Gamma_F \lambda_F}}. \quad (6)$$

Since $\gamma_{F,j}$ are independent of each other, the probability that the number of qualified beams N_Q is equal to n given x_F is given by

$$\Pr(N_Q = m | x_F) = \binom{N_M}{m} \left(1 - e^{-\frac{x_F + \mu_F \Gamma_F}{\Gamma_F \lambda_F}}\right)^m \left(e^{-\frac{x_F + \mu_F \Gamma_F}{\Gamma_F \lambda_F}}\right)^{N-M}. \quad (7)$$

Finally, after unconditioning with the PDF of x_F given in (11a) and carrying out the integration, we obtain

$$\Pr(N_Q = m) = K_F N_F \binom{N_M}{m} \sum_{i=0}^m \binom{m}{i} \sum_{j=0}^{K_F N_F - 1} \frac{\left(K_F N_F - 1\right) (-1)^{K_F N_F - 1 - j + m - i} e^{\frac{\mu_F}{\lambda_F} (N_M - i)}}{\frac{N_M - i}{\lambda_F \Gamma_F} + K_F N_F - j}. \quad (8)$$

B. Distribution of the MT and Beam selected by FAP

Based on the mode of operation of QACS, the SINR of the selected femto-MT specializes to

$$\gamma_F = \frac{P_F \beta_{F,k^*} \max_{i,k} |\mathbf{h}_{F,k}^H \mathbf{w}_i|^2}{P_M \beta_{M,k^*} y_F + \sigma_F^2} = \frac{x_F}{\lambda_F y_F + \mu_F}, \quad (9)$$

where $\gamma_F \geq \Gamma_F$ is required to be guaranteed. In order to obtain the distribution of γ_F , we need to consider $\gamma_{F,j}$ given in (5). In (5), x_F is the random variable (r.v.) denoting the largest NSNR throughout all N_F beams among all K_F femto-MTs, which mathematically turns out to be the largest one of $N_F K_F$ i.i.d. random variables (r.v.s), as all beams are ortho-normal [19] and different MTs experience independent channels.

On the other hand, according to the mode of operations described in Section IV, $\lambda_F y_F$ represents the smallest projection power from the channel vector \mathbf{h}_{M,k^*} onto the MBS's best beam, $|\mathbf{h}_{M,k^*}^H \mathbf{f}_j|^2$, $1 \leq j \leq N_B$ among all N_B best beams. It can be shown that $|\mathbf{h}_{M,k^*}^H \mathbf{f}_j|^2$, $1 \leq j \leq N_B$ are truncated chi-square r.v.s with two degrees of freedom [19]. The PDF of $\lambda_F y_{F,j}$ given x_F is given by

$$f_{\lambda_F y_{F,j}}(y | x_F) = \frac{\frac{1}{\lambda_F} e^{-\frac{y}{\lambda_F}}}{\Pr(\gamma_{F,j} \geq \Gamma_F | x_F)} = \frac{\frac{1}{\lambda_F} e^{-\frac{y}{\lambda_F}}}{1 - e^{-\frac{x_F + \mu_F \Gamma_F}{\Gamma_F \lambda_F}}}. \quad (10)$$

We then obtain the PDF of x_F as well as $\lambda_F y_F$ conditioning on x_F and the number of best beams N_B , as [21]

$$f_{x_F}(x) = K_F N_F (1 - e^{-x})^{K_F N_F - 1} e^{-x}, \quad (11a)$$

$$f_{\lambda_F y_F}(y | x_F, N_B = n) = \frac{\frac{n}{\lambda_F} e^{-\frac{ny}{\lambda_F}}}{1 - e^{-\frac{x_F + \mu_F \Gamma_F}{\Gamma_F \lambda_F}}}, \quad (11b)$$

for $1 \leq n \leq N_B$, respectively. When $n = 0$, i.e., no beams is qualified, MBS is turned off at this spectrum band and the selected femto-MT suffers from no cross-tier interference.

By combining $f_{x_F}(x)$ and $f_{\lambda_F y_F}(y | x_F, N_B = n)$, the PDF of γ_F given $N_B = n$ is written as

$$f_{\gamma_F}(\gamma | N_B = n) = \int_0^\infty f_{\lambda_F y_F}(x/\gamma - \mu_F | x, N_B = n) \cdot -x/\gamma^2 f_{x_F}(x) dx \quad (12)$$

for $1 \leq n \leq N_Q$, which is numerically verified to converge using mathematical software such as Maple and Mathematica. We then have $f_{\gamma_F}(\gamma | N_B = 0) = K_F N_F (1 - e^{-\frac{\gamma}{\mu_F}})^{K_F N_F - 1} e^{-\frac{\gamma}{\mu_F}}$ for $n = 0$.

C. Distribution of the Macro-MT's SINR

The SINR of the selected macro-MT under the QACS can be written as

$$\gamma_M = \frac{P_M \alpha_{M,k^*} \max_j |\mathbf{g}_{M,k^*}^H \mathbf{f}_j|^2}{P_F \alpha_{F,k^*} |\mathbf{g}_{F,k^*}^H \mathbf{w}_{i^*}|^2 + \sigma_M^2}, 1 \leq j \leq N_Q, \quad (13)$$

where $\gamma_M \geq \Gamma_M$ is required to be guaranteed. In order to obtain the distribution of γ_M , we need the following SINR expression

$$\gamma_{M,k} = \frac{P_M \alpha_{M,k} \max_j |\mathbf{g}_{M,k}^H \mathbf{f}_j|^2}{P_F \alpha_{F,k} |\mathbf{g}_{F,k}^H \mathbf{w}_{i^*}|^2 + \sigma_M^2} = \frac{x_{M,k}}{\lambda_{M,k} y_{M,k} + \mu_{M,k}}, \quad (14)$$

for $1 \leq k \leq K_M$, which denotes the best beam SINR reported at macro-MT k . We note that $x_{M,k}$ denotes the largest NSNR among N_Q qualified beams, which PDF is given by

$$f_{x_{M,k}}(x) = N_Q (1 - e^{-x})^{N_Q - 1} e^{-x}, \quad (15)$$

while $f_{\lambda_{M,k} y_{M,k}}(y) = \frac{1}{\lambda_{M,k}} e^{-\frac{y}{\lambda_{M,k}}}$. By combining them together, the PDF and cumulative distribution function (CDF) of $\gamma_{M,k}$ can be obtained as

$$f_{\gamma_{M,k}}(\gamma) = N_Q \sum_{i=0}^{N_Q - 1} \binom{N_Q - 1}{i} \frac{e^{-(N_Q - i) \mu_{M,k} \gamma}}{\lambda_{M,k}} (-1)^{N_Q - 1 - i} \left(\frac{1 + \mu_{M,k} [(N_Q - i) \gamma + \frac{1}{\lambda_{M,k}}]}{[(N_Q - i) \gamma + \frac{1}{\lambda_{M,k}}]^2} \right) \quad (16a)$$

$$F_{\gamma_{M,k}}(\gamma) = N_Q \sum_{i=0}^{N_Q-1} \binom{N_Q-1}{i} \frac{\mu_{M,k}}{(N_Q-i)\lambda_{M,k}} (-1)^{N_Q-1-i} \frac{e^{-(N_Q-i)\mu_{M,k}\gamma}}{-(N_Q-i)\mu_{M,k}\gamma + \frac{\mu_{M,k}}{\lambda_{M,k}}} \quad (16b)$$

Based on $f_{\gamma_{M,k}}(\gamma)$ and $F_{\gamma_{M,k}}(\gamma)$, we can calculate the CDF and PDF of γ_M conditioning on the number of qualified beams, N_Q , given $K_Q \neq 0$, as

$$F_{\gamma_M}(\gamma|N_Q = m) = \frac{F_{\gamma_{M,k}}(\gamma) - F_{\gamma_{M,k}}(\Gamma_M)}{1 - F_{\gamma_{M,k}}(\Gamma_M)} \quad (17a)$$

$$f_{\gamma_M}(\gamma|N_Q = m) = \frac{f_{\gamma_{M,k}}(\gamma)}{1 - F_{\gamma_{M,k}}(\Gamma_M)}, \gamma \geq \Gamma_M, K_Q \neq 0 \quad (17b)$$

respectively. For $K_Q = 0$, we simply have $F_{\gamma_M}, f_{\gamma_M}(x|K_Q = 0) = 0$, since no MT is served in the macro-cell. Moreover, the probability that $K_Q \neq 0$ is obtained as

$$\Pr(K_Q \neq 0|N_Q = m) = \sum_{k=1}^{K_M} \binom{K_M}{k} (F_{\gamma_{M,k}}(\Gamma_M|N_Q = m))^{K_M-k} (1 - F_{\gamma_{M,k}}(\Gamma_M|N_Q = m))^k. \quad (18)$$

D. Distribution of the Number of Best Beams N_B Requested by Qualified macro-MTs

Before performing the resulting throughput analysis, we also need the distribution of the number of best beams $N_B \leq N_Q$ requested by K_Q qualified macro-MTs. This term is useful because the selected beam results in the smallest cross-tier interference to the selected femto-cell MT, which has effect on the femto-MT's resulting throughput. In particular, For either $N_Q = 0$ or $K_Q = 0$, we simply have $N_B = 0$. For the more general case, i.e., $N_Q, K_Q \neq 0$, the probability that exactly N_B best beams are active, given that N_Q beams are qualified, is obtained as [21, (15)]

$$\Pr(N_B = n|N_Q = m) = \binom{m}{n} \sum_{i=1}^n \binom{n}{i} (-1)^{n+i} \left[\left(\frac{i}{m} + \frac{m-i}{m} F_{\gamma_{M,k}}(\Gamma_M) \right)^{K_M} - (F_{\gamma_{M,k}}(\Gamma_M))^{K_M} \right] \quad (19)$$

By removing the condition, we have $\Pr(N_B = n) = \sum_{m=1}^{N_M} \Pr(N_Q = m) \Pr(N_B = n|N_Q = m)$, with $\Pr(N_Q = m)$ given in (8).

E. Throughput Analysis

Finally, by combining (12), (18), (8), and (17b) into (4), the throughputs of the femtocell and the macrocell under the QACS can be calculated as

$$R_F = \sum_{n=0}^{N_B} \Pr(N_B = n) \int_0^\infty r(\gamma) f_{\gamma_F}(\gamma|N_B = n) d\gamma \quad (20a)$$

$$R_M = \sum_{m=1}^{N_M} \Pr(K_Q \neq 0, N_Q = m) \int_0^\infty r(\gamma) f_{\gamma_M}(\gamma|N_Q = m) d\gamma, \quad (20b)$$

respectively. Final expressions, which are omitted here for brevity, can readily be numerically evaluated using Maple and Mathematica.

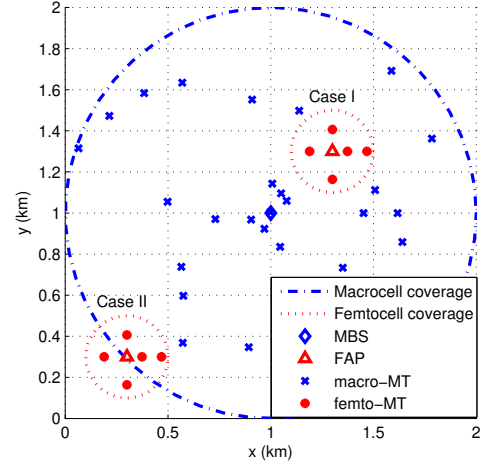


Fig. 3. Simulation scenario includes a macrocell with radius 1km, and a femtocell with radius 20m dropped in the macrocell. There are $K_M = 50$ macro-MTs and $K_F = 5$ femto-MTs uniformly distributed in their respective coverage. We have $P_M = 50\text{dBm}$ at the $N_M = 4$ -antenna MBS and $P_F = 20\text{dBm}$ at the $N_F = 2$ -antenna FAP. The path-loss model adopted in the rest of the paper follows that in [5, Table II]. Two cases are considered: (Case I) the distance between MBS and FAP is 100m and (Case II) the distance between MBS and FAP is 800m.

V. NUMERICAL EXAMPLES

In this section, we present selected numerical examples to illustrate the mathematical formalism on the throughput analysis for the proposed QACS. The analytical results derived in the paper will all be verified through Monte-Carlo simulations. The simulation scenario is depicted in Fig. 3. In Fig. 4, we depict the femtocell/macrocell throughput as the function of the femto-MT's SINR requirement Γ_F . The number of qualified beams at the macrocell's codebook that satisfy the QoS requirement of the femto-MT's QoS, N_Q is also provided in Fig. 4 for reference. According to the figure, for both cases, the femtocell's throughput is increasing in Γ_F , while the macro-cell's throughput as well as N_Q are both decreasing. This is because when the QoS requirement of the femto-MT increases, the FAP becomes more strict when selecting the qualified beams for macrocell transmission, which improves its own throughput, while suppressing the macrocell's throughput by reducing the number of candidate beams for macrocell transmission. A further observation will be when the FAP get closer to the MBS, cf. Case I, the proposed QACS is more efficient to improve the femtocell throughput, at the expense of reducing macrocell's throughput. More precisely, in the region of $\Gamma_F > 15\text{dB}$, the macrocell's throughput suffers dramatically. In this case, the MBS may consider the communication on the other spectrum band with less cross-tier interference.

Fig. 5 plots the femtocell/macrocell throughput and the number of best beams requested by macro-MTs, N_B as the function of the macro-MT's SINR requirement Γ_M . The curves have manifested very different behaviors compared with those in Fig. 4. In particular, both the femtocell throughput and N_B keep unchanged covering a wide range of Γ_M , while the macrocell throughput slightly improves with the increasing Γ_M . By comparing Case I and II, we notice that with current parameters, macro-MTs are not always able to achieve their target QoS when $\Gamma_M > 10\text{dB}$ in Case I, while the threshold has been relaxed to $\Gamma_M > 20\text{dB}$ in Case II, as the the interference from the FAP is negligible.

In Fig. 6, we compare the femtocell/macrocell throughput

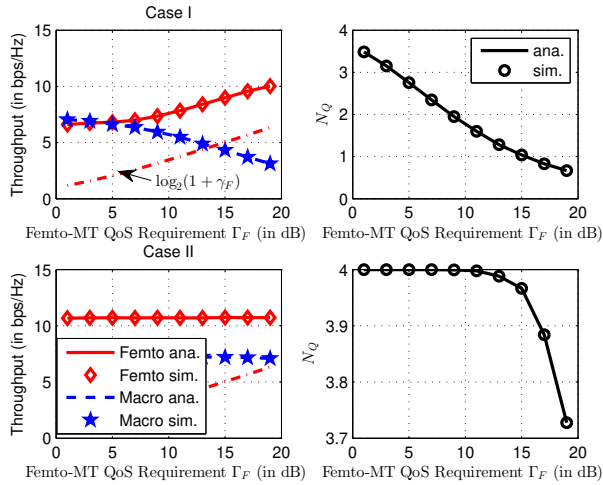


Fig. 4. Femtocell/Macrocell throughput versus femto-MT's QoS requirement Γ_F for a system with $\Gamma_M = 10$ dB.

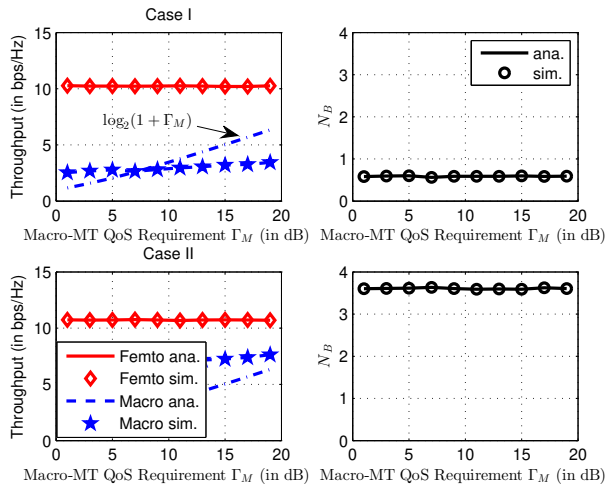


Fig. 5. Femtocell/Macrocell throughput versus macro-MT's QoS requirement Γ_M for a system with $\Gamma_F = 20$ dB.

achieved by the proposed QACS with traditional coordinated beamforming without QoS consideration, cf. [7]. The resulting throughputs are depicted as functions of transmit power level at FAP and MBS, respectively. We observe from the figure that the proposed QACS is able to satisfy QoS requirements for both femtocell and macrocell, for any transmit power choice at MBS and FAP, with the expense that the selected femto-MT needs to determine K_Q that satisfies Γ_F , and each macro-MT needs to determine if its best beam achieved SINR satisfies Γ_M .

REFERENCES

- [1] J. Montojo, Y. Wei, T. Ji, T. Luo, M. Vajapeyam, T. Yoo, O. Song, and D. Malladi, "A survey on 3GPP heterogeneous networks," *IEEE Wireless Commun. Mag.*, vol. 18, no. 3, pp. 10-21, Jun. 2011.
- [2] V. Chandrasekhar, J. Andrews, and A. Gatherer, "Femtocell networks: a survey," *IEEE Commun. Mag.*, vol. 46, no. 9, pp. 59-67, Sept. 2008.
- [3] A. Barbieri, A. Damnjanovic, T. Ji, J. Montojo, Y. Wei, D. P. Malladi, O. Song, and G. Horn, "LTE femtocells: System design and performance analysis," *IEEE Journal Sel. Areas Commun.*, vol. 30, no. 3, pp. 586-594, Apr. 2012.
- [4] J. G. Andrews, H. Claussen, M. Dohler, S. Rangan, and M. C. Reed, "Femtocells: Past, present, and future," *IEEE Journal Sel. Areas Commun.*, vol. 30, no. 3, pp. 497-508, Apr. 2012.
- [5] A. R. Elsharif, Z. Ding, and X. Liu, "Dynamic MIMO precoding for femtocell interference mitigation," *IEEE Trans. Commun.*, vol. 62, no. 2, pp. 648-666, Feb. 2014.

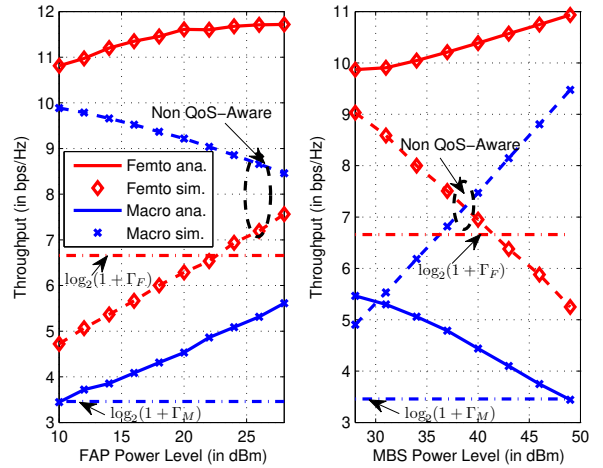


Fig. 6. Femtocell/Macrocell throughput versus transmit power level for a system with $\Gamma_F = 20$ dB, $\Gamma_M = 10$ dB, and the distance between MBS and FAP is 500m.

- [6] T. Zahir, K. Arshad, A. Nakata, and K. Moessner, "Interference management in femtocells," *IEEE Commun. Surveys and Tutorials*, vol. 15, no. 1, pp. 293-311, First Quarter 2013.
- [7] J. Zhu and H. -C. Yang, "Interference control with beamforming coordination for two-tier femtocell networks and its performance analysis," in *Proc. IEEE Int. Conf. Commun. (ICC) 2011*, pp. 1-5, Jun. 2011.
- [8] Y. Dai, S. Jin, L. Pan, X. Gao, L. Jiang, and M. Lei, "Interference control based on beamforming coordination for heterogeneous network with RRH deployment," *IEEE System Journal*, vol. 9, no. 1, Mar. 2015.
- [9] H. S. Dhillon, M. Kountouris, and J. G. Andrews, "Downlink MIMO HetNets: Modeling, Ordering results, and performance analysis," *IEEE Trans. Wireless Commun.*, vol. 12, no. 10, pp. 5208-5222, Oct. 2013.
- [10] R. Irmer, et al., "Coordinated multipoint: Concepts, performance, and field trial results," *IEEE Commun. Mag.*, vol. 49, no. 2, pp. 102-111, Feb. 2011.
- [11] LG Electronics, "CoMP configurations and UE/eNB behaviors in LTE-Advanced," R1-090213, 3GPP TSG RAN WG1 Meeting #55b, 2009.
- [12] S. He, Y. Huang, S. Jin, and L. Yang, "Coordinated beamforming for energy efficient transmission in multicell multiuser systems," *IEEE Trans. Commun.*, vol. 61, no. 12, pp. 4961-4971, Dec. 2013.
- [13] J. Zhu and H. -C. Yang, "Low-complexity coordinated beamforming transmission for multiuser MISO systems and its performance analysis," in *Proc. IEEE Global Commun. Conf. (GLOBECOM) 2010*, pp. 1-5, Dec. 2010.
- [14] J. Zhu and H. -C. Yang, "Performance analysis of low-complexity dual-cell random beamforming transmission with user scheduling," *EURASIP Journal Wireless Commun. and Networking*, 2011: 191, pp. 1-11, Dec. 2011.
- [15] J. Zhu, H. -C. Yang, and R. Schober, "Performance evaluation of coordinated dual-cell transmission based on random unitary beamforming with user scheduling," in *Proc. IEEE Global Commun. Conf. (GLOBECOM) 2012*, pp. 1-5, Dec. 2012.
- [16] Samsung, "Inter-Cell Interference Mitigation Through Limited Coordination," 3GPP TSG RAN WG1, Jeju, Korea, Aug. 2008.
- [17] LG Electronics, "Codebook-based PMI restriction for LTE-Advanced system," R1-090212, 3GPP TSG RAN WG1 Meeting #55b, 2009.
- [18] M. Peng, Y. Li, Z. Zhao, and C. Wang, "System architecture and key technologies for 5G heterogeneous cloud radio access networks," *IEEE Network*, vol. 29, no. 2, pp. 6-14, Mar. 2015.
- [19] M. Sharif, and B. Hassibi, "On the capacity of MIMO broadcast channels with partial side information," *IEEE Trans. Inform. Theory*, vol. 51, no. 2, pp. 506-522, Feb. 2005.
- [20] M. Biguesh and A. B. Gershman, "Training-based MIMO channel estimation: a study of estimator tradeoffs and optimal training signals," *IEEE Trans. Sig. Proc.*, vol. 54, no. 3, pp. 884-893, Mar. 2006.
- [21] P. Lu and H. -C. Yang, "A simple and efficient user-scheduling strategy for RUB-based multiuser MIMO systems and its sum-rate analysis," *IEEE Trans. Vehi. Tech.*, vol. 58, no. 9, Nov. 2009.