

# Longest interval between zeros of the tied-down random walk, the Brownian bridge and related renewal processes

**Claude Godrèche**

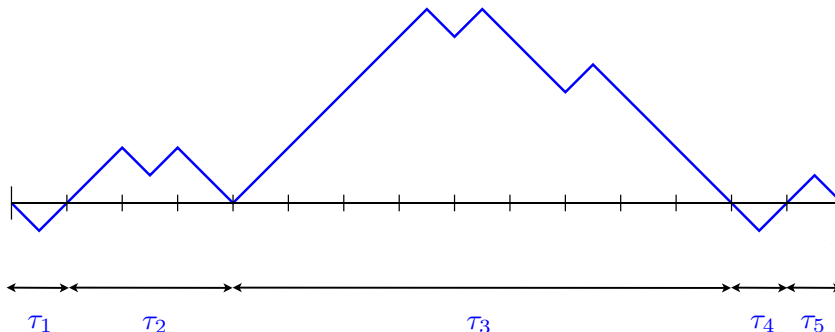
Institut de Physique Théorique, Université Paris-Saclay, CEA and CNRS, 91191 Gif-sur-Yvette, France

**Abstract.** The probability distribution of the longest interval between two zeros of a simple random walk starting and ending at the origin, and of its continuum limit, the Brownian bridge, was analysed in the past by Rosén and Wendel, then extended by the latter to stable processes. We recover and extend these results using simple concepts of renewal theory, which allows to revisit past or recent works of the physics literature.

## 1. Introduction

Problems that can be recast in the language of renewal processes appear recurrently in a number of studies of statistical physics without necessarily being recognized as such. It is therefore useful to have access to this body of knowledge in simple terms. This is one of the aims of the present study, where we revisit the question, investigated in the past by Wendel [1], of the longest interval between zeros of the Brownian bridge, seen as the continuum limit of the tied-down random walk (the simple random walk starting and ending at the origin), and of its generalization by a self-similar process with index  $0 < \theta < 1$  (the Brownian bridge corresponding to  $\theta = 1/2$ ). We recover his results using simple methods systematically developed in former studies of renewal processes [2, 3]. We then extend this study in new directions. Finally we use this knowledge to put several related works [3, 4, 5] in perspective.

The present study belongs to the more general area of extreme value statistics for intervals between events generated by a random process. For zero crossings of the simple random walk or of Brownian motion, the intervals are the lengths of the excursions. For points of a renewal process, the intervals are the ages of the components which are successively replaced. For record times of a sequence of independent, identically distributed (iid) random variables, the intervals are the inter-record times or ages of the records. For the record times of a random walk (the instants of time when the random walk reaches a maximum), the intervals are again the ages of the records. While many studies have been devoted to the statistics of the longest interval for these examples [6, 7, 8, 9, 10, 11, 12, 13, 14, 15, 3], much fewer have been devoted to this issue for the tied-down random walk, for the Brownian bridge, or for renewal processes constrained to have their last interval terminating at a given time [1, 7, 4, 16]. The purpose of the present work is to contribute to the investigation of these latter cases.



**Figure 1.** A tied-down random walk, or Bernoulli bridge, is a simple random walk starting and ending at the origin. In this example the walk is made of  $2N = 30$  steps, with  $M_{15} = 5$  intervals between zeros,  $\tau_1, \dots, \tau_5$ , taking the values 2, 6, 18, 2, 2, respectively, and the longest interval  $I_{15} \equiv \tau_3$ . The ticks on the  $x$ -axis correspond to two time-steps.

The detailed content of the paper is as follows. In section 2 we start by recalling Rosén’s results on the distribution of the longest interval between zeros of the tied-down random walk and its continuum limit, the Brownian bridge, as reported in [1]. We detail the derivation of this continuum limit and analyse the rescaled distributions of the longest interval and of its inverse, as well as their averages. We then give the expression of the probability of a configuration of the tied-down walk in terms of the set of intervals between consecutive zeros and the number  $M_N$  of these intervals, for a walk of  $2N$  steps. This in turn gives access to the marginal distribution of the number of intervals  $M_N$  and provides an alternative derivation of the statistics of the longest interval. It also yields the probability that the last interval be the longest, or probability of record breaking. In section 3 we give a reminder on renewal processes in continuous time, that is, with a continuous distribution of the lengths of the intervals between renewal events. We then define the tied-down renewal process, which is a generalization of the renewal process in discrete time corresponding to the tied-down random walk (section 4). When the tail index of the distribution of intervals is less than 1, this process corresponds to the stable process considered in [1]. We analyse the rescaled distributions of the longest interval and of its inverse, as well as other characteristics of this process, such as the number of events, the statistics of a single interval and the probability of record breaking. We finally consider the cases of a narrow distribution of intervals or a broad distribution with tail index  $\theta > 1$ . We close by revisiting past or recent relevant studies [3, 4, 5]. Some definitions and derivations are relegated to the appendices.

## 2. The tied-down random walk

### 2.1. Rosén’s results

We first recall Rosén’s results for the tied-down random walk as reported by Wendel in [1], keeping his notations. Consider the sum  $S_n$  of  $n$  independent random variables taking the values  $\pm 1$ , with probabilities  $1/2$ . The random walk  $S_n$  is conditioned

to be ‘tied down’ at time  $2N$ , i.e., to return to the origin at that time. This walk is also named the Bernoulli bridge [17, 18]. Let  $I_N$  be the longest interval between consecutive zeros of  $S_n$ , during time  $0 \leq n \leq 2N$ . Define the joint probability

$$v_{N,k} = \text{Prob}(I_N \leq 2k, S_{2N} = 0), \quad v_{0,k} = 1. \quad (2.1)$$

The quantity of interest is the conditional probability

$$\text{Prob}(I_N \leq 2k | S_{2N} = 0) = \frac{v_{N,k}}{u_N}, \quad (2.2)$$

where  $u_N$  is the probability of return of the walk at time  $2N$  (see (B.1) in Appendix B)

$$u_N = \text{Prob}(S_{2N} = 0) = v_{N,\infty}. \quad (2.3)$$

The joint probability  $v_{N,k}$  satisfies the renewal equation

$$v_{N,k} = \sum_{n=1}^k f_n v_{N-n,k}, \quad (2.4)$$

where  $f_n$  is the probability of first return to zero at time  $2n$  (see (B.2) in Appendix B). From (2.4) we deduce that the generating functions

$$\tilde{v}_k(z) = \sum_{N \geq 0} v_{N,k} z^N, \quad \tilde{f}_k(z) = \sum_{n=1}^k f_n z^n \quad (2.5)$$

are related by

$$\tilde{v}_k(z) = \frac{1}{1 - \tilde{f}_k(z)}. \quad (2.6)$$

The result (2.10) below, due to Rosén, as stated in [1], gives the continuum limit, at large times  $2N$ , of the conditional probability (2.2), using (2.6). This conditional probability reads, using a star to indicate the tied-down condition,

$$F_R^*(r) = \lim_{N \rightarrow \infty} \text{Prob}(R_N \leq r | S_{2N} = 0) = \lim_{N \rightarrow \infty} \frac{v_{N,k=Nr}}{u_N}, \quad (2.7)$$

also equal to

$$\bar{F}_V^*(v) = \lim_{N \rightarrow \infty} \text{Prob}(V_N > v | S_{2N} = 0), \quad (2.8)$$

the bar referring to the complementary distribution function, with the following notations:

$$\begin{aligned} R_N &= \frac{I_N}{2N}, & R^* &= \lim_{N \rightarrow \infty} R_N, & r &= \frac{k}{N}. \\ V_N &= \frac{1}{R_N}, & V^* &= \frac{1}{R^*}, & v &= \frac{N}{k} = \frac{1}{r}, \end{aligned} \quad (2.9)$$

and where  $r$  and  $v$  are real variables, with  $0 < r < 1$  and  $v > 1$ . According to [1], we have

$$F_R^*(r) = \bar{F}_V^*(v) = \pi\sqrt{v} \sum_{k=-\infty}^{\infty} (-2x_k) e^{x_k(1+v)}, \quad (2.10)$$

$$= \pi\sqrt{v} f_V^{\text{II}}(v), \quad (2.11)$$

denoting by  $f_V^{\text{II}}(v)$  the sum on the right side of (2.10), and where the  $x_k$  are the zeros of the function

$$D(x) = 1 + \sqrt{\pi x} e^x \operatorname{erf} \sqrt{x}, \quad \operatorname{erf} x = \frac{2}{\sqrt{\pi}} \int_0^x du e^{-u^2}. \quad (2.12)$$

The error function  $\operatorname{erf} x$  being odd in  $x$ , the function  $\sqrt{x} \operatorname{erf} \sqrt{x}$  is entire and has only zeros in the complex  $x$  plane. These zeros have all negative real parts, for instance

$$x_0 = -0.854\dots, x_{\pm 1} = -4.248\dots \pm i6.383\dots, x_{\pm 2} = -5.184\dots \pm i12.885\dots \quad (2.13)$$

and so on. Let us note that the Laplace transform of  $f_V^{\text{II}}(v)$  with respect to  $v$  is given by

$$\widehat{f_V^{\text{II}}}(x) = \frac{e^x}{1 + \sqrt{\pi x} e^x \operatorname{erf} \sqrt{x}}, \quad (2.14)$$

where the variable  $x$  is conjugate to  $v$ . This can be seen by taking the inverse Laplace transform of  $\widehat{f_V^{\text{II}}}(x)$  and noting that the residues of this function at the poles  $x_k$  are equal to  $-2x_k e^{x_k}$  (see (4.45) with  $\theta = 1/2$  in section 4.6), which yields  $f_V^{\text{II}}(v)$  back. We can now interpret  $f_V^{\text{II}}(v)$  as the density of a random variable, because it is a positive function, normalised to unity since  $\widehat{f_V^{\text{II}}}(0) = 1$ . The precise meaning of this density is given in section 3.3. Let us note that the function  $D(x)$  is equal to the confluent hypergeometric function  ${}_1F_1(1, 1/2, x)$  (see (3.16)).

## 2.2. Proof of (2.10)

Let us now detail how to derive the continuum scaling limit (2.10) from (2.6), by an asymptotic analysis of the latter at large times. Since  $f_n = u_{n-1} - u_n$  (see Appendix B), we have

$$1 - \tilde{f}_k(z) = u_k z^k + (1 - z) \sum_{n=0}^{k-1} u_n z^n, \quad (2.15)$$

then setting  $z = e^{-s}$  and using (B.5), we obtain, when  $k \rightarrow \infty$ ,  $s \rightarrow 0$ , with  $x = ks$  fixed,

$$\begin{aligned} \tilde{v}_k(z) &= \frac{1}{1 - \tilde{f}_k(z)} \approx \frac{1}{\sqrt{s}} \frac{1}{(\pi k s)^{-1/2} e^{-ks} + \operatorname{erf} \sqrt{ks}} \\ &\approx \sqrt{\pi k} \frac{e^x}{1 + \sqrt{\pi x} e^x \operatorname{erf} \sqrt{x}}. \end{aligned} \quad (2.16)$$

It is now simple to infer (2.10) from (2.16). In the continuum scaling limit (2.9), informally denoting the generating function  $\tilde{v}_k(z)$  as a Laplace transform with respect to  $N$  (considered now as a real variable), yields

$$\tilde{v}_k(z) = \mathcal{L}_N \operatorname{Prob}(R_N \leq k/N, S_{2N} = 0) = \mathcal{L}_N \operatorname{Prob}(V_N > N/k, S_{2N} = 0). \quad (2.17)$$

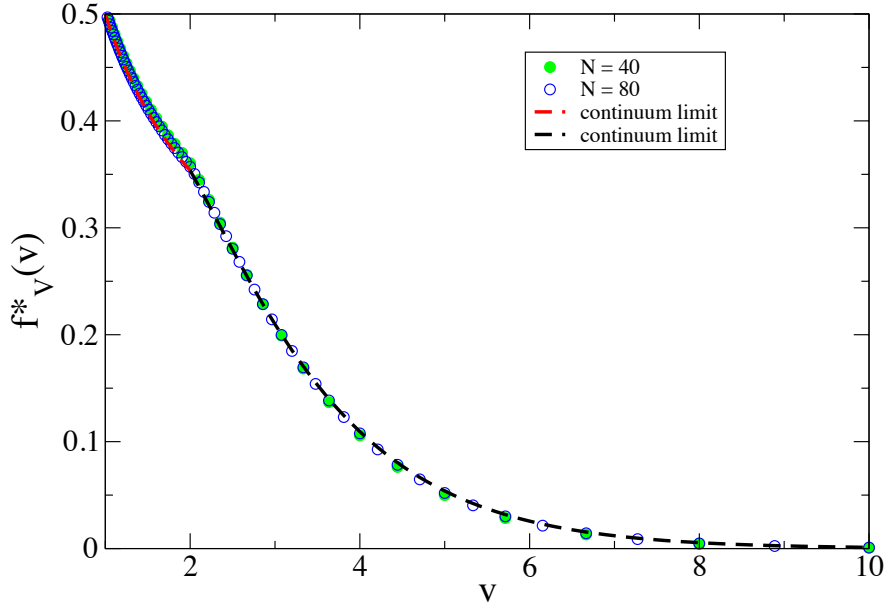
Rescaling  $N$  by  $k$ , the left side becomes the Laplace transform with respect to  $v$ , with  $x$  conjugate to  $v$ ,

$$\mathcal{L}_v \operatorname{Prob}(V_N > v = N/k, S_{2N} = 0) \approx \sqrt{\frac{\pi}{k}} \widehat{f_V^{\text{II}}}(x), \quad (2.18)$$

hence

$$\operatorname{Prob}(V_N > v, S_{2N} = 0) \approx \sqrt{\frac{\pi}{k}} f_V^{\text{II}}(v). \quad (2.19)$$

Dividing both sides by  $u_N \approx 1/\sqrt{\pi N}$  leads to (2.10).



**Figure 2.** Probability density  $f_V^*(v)$  for the tied-down random walk obtained from (2.6) for  $N = 40$  and  $N = 80$ . The black dashed curve ( $v > 2$ ) corresponds to (2.21), the red dashed curve ( $1 < v < 2$ ) to (2.23).

### 2.3. Characterization of the density

The large  $v$  behaviour of the density  $f_V^*(v)$  can be read off from (2.10). At leading order

$$\bar{F}_V^*(v) \approx 2|x_0|\pi\sqrt{v}e^{-|x_0|(1+v)}, \quad (2.20)$$

from which  $f_V^*(v)$  ensues by derivation,

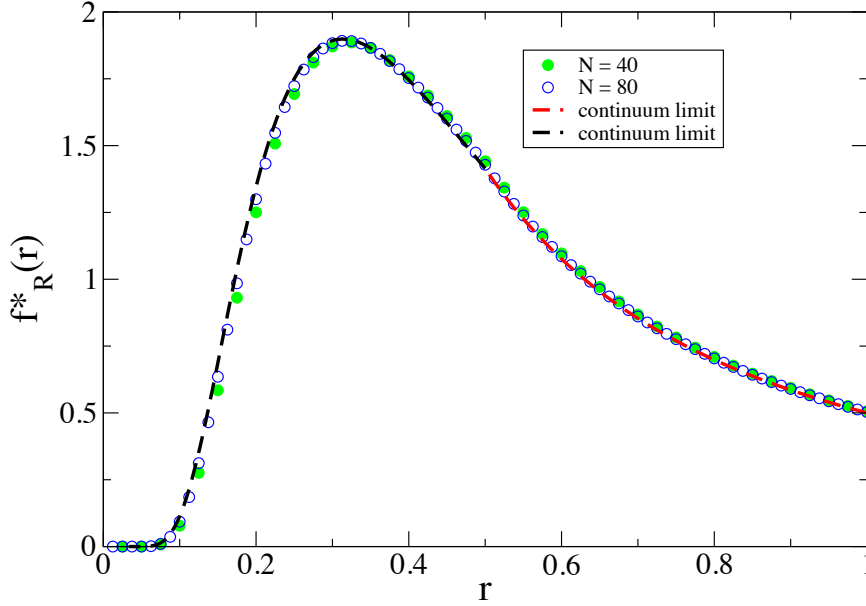
$$f_V^*(v) \approx 2\pi x_0^2\sqrt{v}e^{-|x_0|(1+v)} \left(1 - \frac{1}{2|x_0|v}\right). \quad (2.21)$$

As a consequence, the density  $f_R^*(r) = dF_R^*(r)/dr$  has an essential singularity at the origin,

$$f_R^*(r) \approx 2\pi x_0^2 \frac{e^{-|x_0|(1+1/r)}}{r^{5/2}} \left(1 - \frac{r}{2|x_0|}\right). \quad (2.22)$$

The density  $f_V^*(v)$  is a piece-wise continuous function [1], as is also the case of the densities  $f_V^{\text{I}}(v)$ ,  $f_V^{\text{II}}(v)$  and  $f_V^{\text{III}}(v)$  [3, 6] ( $f_V^{\text{I}}$  and  $f_V^{\text{III}}$  are defined later). The behaviour for  $1 < v < 2$  is given in [1]:

$$f_V^*(v) = \frac{1}{2\sqrt{v}}, \quad (2.23)$$



**Figure 3.** Probability density  $f_R^*(r)$  obtained from the data of figure 2. The black dashed curve ( $r < 1/2$ ) corresponds to (2.22), the red dashed curve ( $1/2 < r < 1$ ) to (2.24).

hence, for  $1/2 < r < 1$ ,

$$f_R^*(r) = r^{-3/2}/2. \quad (2.24)$$

The reasoning is again due to Rosén. Consider

$$w_{N,k} = \text{Prob}(I_N = 2k, S_{2N} = 0). \quad (2.25)$$

When  $I_N = 2k > N$ , then the longest interval is unique. This is the case in figure 1, where  $I_{15} = 18$ . Decomposing a path into three contributions, we obtain

$$w_{N,k} = \sum_{n=0}^{N-k} u_n f_k u_{N-n-k} = f_k, \quad (2k > N), \quad (2.26)$$

the last equality resulting from the identity  $\sum_{j=0}^m u_j u_{m-j} = 1$ . In figure 1 these three contributions correspond to  $\tau_1 + \tau_2$ ,  $\tau_3$ , and  $\tau_4 + \tau_5$ . So, using (B.5), we have

$$F_R^*(r) = 1 - \lim_{N \rightarrow \infty} \sum_{k=Nr}^N \frac{w_{N,k}}{u_N} \quad (2.27)$$

$$= 1 - \int_r^1 dy \frac{1}{2y^{3/2}} = 2 - \frac{1}{r^{1/2}}, \quad (1/2 < r < 1). \quad (2.28)$$

This result will be generalized in section 4.6. A method for the determination of  $f_V^*(v)$  in the successive intervals  $(i, i + 1)$  is given in [1]. Complementary information on this issue can be found in [4, 7, 8, 16].

Figure 2 depicts the density  $f_V^*(v)$  obtained by extracting  $v_{N,k}$  from (2.6) by formal computation, with  $0 \leq k \leq N$ , for  $N = 40$  and  $N = 80$ , then rescaling appropriately this sequence. The discontinuity of the derivative at  $v = 2$  is clearly visible. Figure 3 depicts the density  $f_R^*(r)$  obtained from the same data. For both curves the scaling is already good for these rather small values of  $N$ . The dashed curves in figure 2 correspond to the predictions (2.21) and (2.23), and to the predictions (2.22) and (2.24) in figure 3. The good adequation of the asymptotic predictions (2.21) and (2.22) with the scaling curves in all the domains  $v > 2$  and  $r < 1/2$  is due to the large gap between the values of  $x_0$  and of the real part of  $x_1$ .

#### 2.4. Average longest interval

Since

$$\text{Prob}(I_N \leq 2k, S_{2N} = 0) + \text{Prob}(I_N > 2k, S_{2N} = 0) = u_N, \quad (2.29)$$

the generating function of the sum adds to  $1/\sqrt{1-z}$ . In the continuum limit we thus find, using (2.16), that

$$\mathcal{L}_N \text{Prob}(I_N > 2k, S_{2N} = 0) \approx \frac{1}{\sqrt{s}} \frac{1 - \sqrt{\pi x} e^x \text{erfc} \sqrt{x}}{1 + \sqrt{\pi x} e^x \text{erf} \sqrt{x}}, \quad (2.30)$$

where  $\text{erfc} x = 1 - \text{erf} x$ . Defining

$$\widehat{f_V^{\text{III}}}(x) = \frac{1 - \sqrt{\pi x} e^x \text{erfc} \sqrt{x}}{1 + \sqrt{\pi x} e^x \text{erf} \sqrt{x}} = 1 - \sqrt{\pi x} \widehat{f_V^{\text{II}}}(x), \quad (2.31)$$

whose meaning is given in section 3.3, we have

$$\begin{aligned} \mathcal{L}_N \langle I_N, S_{2N} = 0 \rangle &= \mathcal{L}_N \int_0^\infty d(2k) \text{Prob}(I_N > 2k, S_{2N} = 0) \\ &= \frac{2}{s^{3/2}} \int_0^\infty dx \widehat{f_V^{\text{III}}}(x) = \frac{2}{s^{3/2}} 0.2417\dots \end{aligned} \quad (2.32)$$

By inversion of the Laplace transform and division by  $u_N$ , we obtain

$$\langle I_N | S_{2N} = 0 \rangle \approx 4N \times 0.2417\dots \quad (2.33)$$

and finally

$$\langle R^* \rangle = \lim_{N \rightarrow \infty} \langle R_N | S_{2N} = 0 \rangle = 0.4834\dots \quad (2.34)$$

This constant is also mentioned for related problems in [8]. We shall comment and generalize this result later (see (4.40)).

#### 2.5. Probability of a configuration for the tied-down random walk

An alternate method to recover the results above consists in considering the probability of a configuration of the walk, in terms of the successive intervals  $\tau_1, \tau_2, \dots$  between zeros. Moreover this allows to investigate new quantities, such as the number of intervals up to time  $2N$ , or the probability of record breaking, i.e., the probability that the last interval be the longest. This formalism will also serve as a preparation for the sequel, where we consider the continuum renewal process generalizing the case of the random walk.

Let  $M_N$  be the number of intervals up to time  $2N$ . This random variable takes the values  $m = 0, 1, 2, \dots$  (For the tied-down walk,  $m = 0$  necessarily implies  $2N = 0$ .) A configuration of the tied-down walk is specified by  $\{\tau_1, \dots, \tau_{M_N}, M_N\}$ , whose realization is denoted by  $\{2\ell_1, \dots, 2\ell_m, m\}$ , with  $\sum_i \ell_i = N$ . These definitions are illustrated in figure 1. The probability of this configuration is

$$\text{Prob}(\tau_1 = 2\ell_1, \dots, \tau_{M_N} = 2\ell_m, M_N = m | S_{2N} = 0) = \frac{f_{\ell_1} \dots f_{\ell_m} \delta(\sum_{i=1}^m \ell_i, N)}{u_N}. \quad (2.35)$$

The numerator in the right side of the equation expresses the fact that the walk starts afresh each time it crosses the origin and therefore that the time intervals  $\tau_i$  have the common distribution  $\text{Prob}(\tau = 2\ell) \equiv f_\ell$ , with the constraint that they sum to the total time  $2N$ , which is ensured by the presence of the Kronecker delta,  $\delta(i, j) = 1$  if  $i = j$  and 0 otherwise. The time intervals  $\tau_i$  thus form a discrete renewal process (see section 3 for the general definition of a renewal process). The denominator, obtained from the numerator by summing on the  $\ell_i \geq 1$  and  $m$ , is precisely the probability  $u_N$  of return of the walk at time  $2N$ , defined in (B.1),

$$u_N = \sum_{m \geq 0} \sum_{\ell_1 \dots \ell_m} f_{\ell_1} \dots f_{\ell_m} \delta\left(\sum_{i=1}^m \ell_i, N\right). \quad (2.36)$$

This can be checked by taking the generating function of the right side of (2.36)

$$\sum_{N \geq 0} z^N \sum_{m \geq 0} \sum_{\ell_1 \dots \ell_m} f_{\ell_1} \dots f_{\ell_m} \delta\left(\sum_{i=1}^m \ell_i, N\right) = \sum_{m \geq 0} \tilde{f}(z)^m \quad (2.37)$$

$$= \frac{1}{1 - \tilde{f}(z)} = \tilde{u}(z), \quad (2.38)$$

which is indeed the generating function of the  $u_N$ . This can be alternatively be checked as follows. Let us denote the sum of the random number  $M_N$  of intervals by

$$t_{M_N} = \tau_1 + \dots + \tau_{M_N}, \quad (2.39)$$

and the corresponding sum when  $M_N$  is fixed equal to  $m$  by

$$t_m = \tau_1 + \dots + \tau_m. \quad (2.40)$$

Then, clearly,

$$\begin{aligned} \text{Prob}(t_m = 2N) &= \text{Prob}(M_N = m, S_{2N} = 0) \\ &= \sum_{\ell_1 \dots \ell_m} f_{\ell_1} \dots f_{\ell_m} \delta\left(\sum_{i=1}^m \ell_i, N\right). \end{aligned} \quad (2.41)$$

Hence, summing on  $m$ ,

$$\sum_{m \geq 0} \text{Prob}(t_m = 2N) = \text{Prob}(t_{M_N} = 2N) \equiv u_N. \quad (2.42)$$

We can now easily express the probability distribution of the number of intervals (in the tied-down case) as

$$p_m^*(N) = \text{Prob}(M_N = m | S_{2N} = 0) = \frac{\text{Prob}(t_m = 2N)}{u_N} \quad (2.43)$$

$$= \frac{[\tilde{f}(z)^m]_N}{u_N}, \quad (2.44)$$



where the notation  $[\cdot]_N$  means the  $N$ -th coefficient of the series inside the brackets. In particular, the mean number of intervals is

$$\langle M_N | S_{2N} = 0 \rangle = \sum_{m \geq 0} m p_m^*(N). \quad (2.45)$$

The generating function of the numerator of this expression reads

$$\sum_{m \geq 0} m \tilde{f}(z)^m = \frac{\tilde{f}(z)}{(1 - \tilde{f}(z))^2}. \quad (2.46)$$

This yields, using (B.4),

$$\langle M_N | S_{2N} = 0 \rangle = \frac{1}{u_N} - 1 = \frac{2^{2N}}{\binom{2N}{N}} - 1. \quad (2.47)$$

Hence, at long times  $2N$ ,

$$\langle M_N | S_{2N} = 0 \rangle \approx \sqrt{\pi N}. \quad (2.48)$$

More generally, in the continuum limit where the series in the expressions above are dominated by  $z$  close to 1, the distribution  $p_m^*(N)$  has the scaling form

$$p_m^*(N) \approx \frac{1}{2\sqrt{N}} y e^{-y^2/4}, \quad y = \frac{m}{\sqrt{N}}, \quad (2.49)$$

from which the asymptotic expressions of the higher moments ensue,

$$\langle (M_N)^p | S_{2N} = 0 \rangle = 2^{p-1} N^{p/2} p \Gamma\left(\frac{p}{2}\right). \quad (2.50)$$

The meaning of (2.48) is that the typical interval  $\tau_i$  has length of order  $\sqrt{N}$ , to be compared to the length of order  $N$  of the longest interval. This will be generalized below (see (4.18)).

*The longest interval.* Knowing (2.35) yields immediately the conditional probability (2.2)

$$\begin{aligned} \text{Prob}(I_N \leq 2k | S_{2N} = 0) &= \frac{v_{N,k}}{u_N} \\ &= \frac{1}{u_N} \sum_{m \geq 0} \sum_{\ell_1=1}^k \dots \sum_{\ell_m=1}^k f_{\ell_1} \dots f_{\ell_m} \delta\left(\sum_{i=1}^m \ell_i, N\right). \end{aligned} \quad (2.51)$$

Taking the generating function of the numerator leads again to (2.6).

## 2.6. Probability that the last interval is the longest

When dealing with the successive extremes, or records, taken by a series of random variables, an important indicator of the statistics of records is the probability that the last random variable is the largest, named the probability of record breaking. For independent, identically distributed (iid) random variables this probability is equal to the inverse of the number of random variables in the series [19, 20]. For correlated random variables this quantity scales differently. For instance, when considering the intervals between the record times of iid random variables, this probability converges asymptotically to a constant [10]. The same holds for the intervals between renewal points when the distribution of intervals has a tail exponent  $\theta$  (as defined in section 3) less than one [12, 3, 13] (this corresponds to cases I and II in section 3.2). However

if, in the sequence of intervals, one discards the last unfinished one (this corresponds to case III in section 3.2), then the probability that the last interval is the longest one scales as  $t^{-\theta}$  up to logarithmic corrections [3, 13], i.e., as  $1/\sqrt{N}$  up to logarithmic corrections for the excursions of a random walk. We are thus led to investigate this quantity for the tied-down random walk and later for the tied-down renewal process in order to compare with the known unconstrained cases.

The determination of the probability of record breaking for the tied-down random walk, i.e.,

$$Q_N^* = \text{Prob}(I_N = \tau_{M_N} | S_{2N} = 0), \quad (2.52)$$

proceeds as follows (see [13] for similar reasonings). We have

$$Q_N^* = \sum_{m \geq 1} \text{Prob}(I_N = \tau_{M_N}, M_N = m | S_{2N} = 0) = \frac{Q_N}{u_N}, \quad (2.53)$$

where  $Q_N = \sum_{m \geq 1} Q_{N,m}$ , and

$$Q_{N,m} = \sum_{\ell_m \geq 1} \sum_{\ell_1=1}^{\ell_m} \dots \sum_{\ell_{m-1}=1}^{\ell_m} f_{\ell_1} \dots f_{\ell_m} \delta\left(\sum_{i=1}^m \ell_i, N\right). \quad (2.54)$$

Taking the generating function of this quantity and summing on  $m$  we obtain

$$\tilde{Q}(z) = \sum_{N \geq 0} Q_N z^N = \sum_{\ell \geq 1} \frac{f_\ell z^\ell}{1 - \tilde{f}_\ell(z)}, \quad (2.55)$$

where  $\tilde{f}_\ell(z)$  is defined in (2.5). This quantity appears in the appendix of [13], where it is found that, for  $z \rightarrow 1$ ,

$$\tilde{Q}(z) \approx -\ln \sqrt{1-z} + c, \quad c = \frac{1}{2} \left( \gamma + \ln \frac{4}{\pi} \right) \approx 0.409, \quad (2.56)$$

( $\gamma$  is the Euler constant). By inversion and division by  $u_N$ , we thus finally obtain

$$Q_N^* \approx \frac{\sqrt{\pi}}{2\sqrt{N}}. \quad (2.57)$$

This result can be interpreted as follows. As recalled above, for iid random variables the probability of record breaking is equal to the inverse of the number of variables. The same holds if the random variables are exchangeable. In the present case, our intuition is that the intervals  $\tau_1, \dots, \tau_{M_N}$  all play the same role. So we are led to compute the average of the inverse of the number of intervals  $M_N$ . Using (2.43), we have

$$\left\langle \frac{1}{M_N} \right\rangle = \sum_{m \geq 1} \frac{p_m^*(N)}{m} = \frac{[-\ln \sqrt{1-z}]_N}{u_N} = \frac{1}{2Nu_N}. \quad (2.58)$$

This expression is indeed asymptotically equal to (2.57). As we shall see in section 4.7, the same holds, not only asymptotically, but also at any time for the corresponding continuum renewal process (see (4.64)).

All the formalism seen in this section can be generalized to the case of an arbitrary distribution of intervals  $f_\ell$ . The process thus defined is just the counterpart in discrete time of the tied-down renewal process of section 4.

### 3. A reminder on renewal processes

As mentioned in the previous section, the walk starts afresh each time it crosses the origin. This allows to describe the statistical properties of the intervals between zeros of the tied-down walk in terms of a renewal process in discrete time yielding the expression of the conditional probability of a configuration (2.35). The present section and the next one generalize these properties to a renewal process in continuous time, with an arbitrary distribution of intervals [21, 22, 23]. In particular, the generalization of (2.35) is given by (4.2) and the results of section 2 corresponding to Brownian motion are recovered by taking  $\theta = 1/2$  in what follows. We refer to table 1 for the correspondences between the notations for the discrete random walk and the continuum renewal process presented below.

**Table 1.** Correspondences between the notations for the discrete random walk of section 2 and the continuum renewal process of sections 3 and 4.

Random walk	Renewal proc.
$2N$	$t$
$2k$	$\ell$
$I_N$	$\tau_{\max}(t)$
$u_N$	$U(t)$
$v_{N,k}$	$F(t; \ell)$
$f_n$	$\rho(\tau)$
$M_N$	$N_t$
$\text{Prob}(t_m = 2N)$	$f_{t_n}(t)$
$w_{N,k}$	$w(t; \ell)$

#### 3.1. Definitions and observables

We start by reminding the definitions and notations used for renewal processes, following [2]. Events occur at the random epochs of time  $t_1, t_2, \dots$ , from some time origin  $t = 0$ . These events are for instance the zero crossings of some stochastic process, (or zeros as for the simple random walk of section 2.1). We take the origin of time on a zero crossing. When the intervals of time between events,  $\tau_1 = t_1, \tau_2 = t_2 - t_1, \dots$ , are independent and identically distributed random variables with common density  $\rho(\tau)$ , the process thus formed is a *renewal process* [21, 22, 23, 6]. A renewal process is thus a simple generalisation of the Poisson process.

The probability  $p_0(t)$  that no event occurred up to time  $t$  is simply given by the tail probability:

$$p_0(t) = \text{Prob}(\tau_1 > t) = \int_t^\infty d\tau \rho(\tau). \quad (3.1)$$

The density  $\rho(\tau)$  can be either a narrow distribution with all moments finite, in which case the decay of  $p_0(t)$ , as  $t \rightarrow \infty$ , is faster than any power law, or a distribution characterized by a power-law fall-off with index  $\theta > 0$

$$p_0(t) = \int_t^\infty d\tau \rho(\tau) \approx \left(\frac{\tau_0}{t}\right)^\theta, \quad (3.2)$$

where  $\tau_0$  is a microscopic time scale. If  $\theta < 1$  all moments of  $\rho(\tau)$  are divergent, if  $1 < \theta < 2$ , the first moment  $\langle \tau \rangle$  is finite but higher moments are divergent, and so on. In Laplace space, where  $s$  is conjugate to  $\tau$ , for a narrow distribution we have

$$\mathcal{L}_\tau \rho(\tau) = \hat{\rho}(s) = \int_0^\infty d\tau e^{-s\tau} \rho(\tau) \underset{s \rightarrow 0}{=} 1 - \langle \tau \rangle s + \frac{1}{2} \langle \tau^2 \rangle s^2 + \dots \quad (3.3)$$

For a broad distribution, (3.2) yields

$$\hat{\rho}(s) \underset{s \rightarrow 0}{\approx} \begin{cases} 1 - a s^\theta, & (\theta < 1) \\ 1 - \langle \tau \rangle s + a s^\theta, & (1 < \theta < 2), \end{cases} \quad (3.4)$$

and so on, where

$$a = |\Gamma(1 - \theta)| \tau_0^\theta. \quad (3.5)$$

From now on, unless otherwise stated, we shall only consider the case  $0 < \theta < 1$ .

The quantities naturally associated to a renewal process [21, 23, 2] are the following. The number of events which occurred between 0 and  $t$ , i.e., the largest  $n$  such that  $t_n \leq t$ , is a random variable denoted by  $N_t$ . The time of occurrence of the last event before  $t$ , that is of the  $N_t$ -th event, is therefore the sum of a random number of random variables denoted by

$$t_N = \tau_1 + \dots + \tau_N. \quad (3.6)$$

The backward recurrence time  $A_t$  is defined as the length of time measured backwards from  $t$  to the last event before  $t$ , i.e.,

$$A_t = t - t_N. \quad (3.7)$$

It is therefore the age of the current, unfinished, interval at time  $t$ . Finally the forward recurrence time (or excess time)  $E_t$  is the time interval between  $t$  and the next event

$$E_t = t_{N+1} - t. \quad (3.8)$$

We have the simple relation  $A_t + E_t = t_{N+1} - t_N = \tau_{N+1}$ .

### 3.2. Three possible definitions for the last interval

Consider the following sequences of intervals [3]

$$\begin{aligned} \text{(I)} : & \quad \{\tau_1, \tau_2, \dots, \tau_N, A_t\}, \\ \text{(II)} : & \quad \{\tau_1, \tau_2, \dots, \tau_N, \tau_{N+1}\}, \\ \text{(III)} : & \quad \{\tau_1, \tau_2, \dots, \tau_N\}. \end{aligned} \quad (3.9)$$

To each of these sequences, supplemented by  $N_t$ , is associated a joint probability density [2, 3]. For the first sequence, this joint probability density is, with the notations of Appendix A,

$$f_{\vec{\tau}, A_t, N_t}(t; \ell_1, \dots, \ell_n, a, n) = \rho(\ell_1) \dots \rho(\ell_n) p_0(a) \delta\left(\sum_{i=1}^n \ell_i + a - t\right). \quad (3.10)$$

Likewise, the joint probability density of  $\tau_1, \dots, \tau_{N+1}, N_t$  is

$$f_{\vec{\tau}, \tau_{N+1}, N_t}(t; \ell_1, \dots, \ell_{n+1}, n) = \rho(\ell_1) \dots \rho(\ell_{n+1}) I(t_n < t < t_n + \ell_{n+1}), \quad (3.11)$$

where  $I(\cdot) = 1$  or  $0$  if the condition inside the parentheses is satisfied or not. Finally, for the third sequence, the joint probability density of  $\tau_1, \dots, \tau_N, N_t$  is

$$f_{\vec{\tau}, N_t}(t; \ell_1, \dots, \ell_n, n) = \rho(\ell_1) \dots \rho(\ell_n) \int_0^\infty da p_0(a) \delta\left(\sum_{i=1}^n \ell_i + a - t\right), \quad (3.12)$$

which can alternatively be obtained from (3.10) or (3.11) by summing on  $a$  or  $\ell_{n+1}$ , respectively. For short, we denote the joint probability densities (3.10)-(3.12) by

$$\begin{aligned} f^{\text{I}}(t; \ell_1, \dots, \ell_n, a, n) &= f_{\bar{\tau}, A_t, N_t}(t; \ell_1, \dots, \ell_n, a, n), \\ f^{\text{II}}(t; \ell_1, \dots, \ell_{n+1}, n) &= f_{\bar{\tau}, \tau_{N+1}, N_t}(t; \ell_1, \dots, \ell_{n+1}, n), \\ f^{\text{III}}(t; \ell_1, \dots, \ell_n, n) &= f_{\bar{\tau}, N_t}(t; \ell_1, \dots, \ell_n, n). \end{aligned} \quad (3.13)$$

The explicit dependence in time  $t$ , which acts as a parameter in these densities, is enhanced by the notations above.

### 3.3. Longest interval

To each of these sequences corresponds a longest interval, denoted by

$$\begin{aligned} \tau_{\max}^{\text{I}}(t) &= \max(\tau_1, \tau_2, \dots, \tau_N, A_t), \\ \tau_{\max}^{\text{II}}(t) &= \max(\tau_1, \tau_2, \dots, \tau_N, \tau_{N+1}), \\ \tau_{\max}^{\text{III}}(t) &= \max(\tau_1, \tau_2, \dots, \tau_N). \end{aligned} \quad (3.14)$$

It turns out that the ratios

$$R^\alpha = \lim_{t \rightarrow \infty} \frac{\tau_{\max}^\alpha(t)}{t}, \quad V^\alpha = \frac{1}{R^\alpha}, \quad (\alpha = \text{I, II, III}) \quad (3.15)$$

have limiting distributions, whose densities are denoted by  $f_R^\alpha(r)$  and  $f_V^\alpha(v)$ . Explicit expressions for the Laplace transforms with respect to  $v$  of the latter, with  $x$  conjugate to  $v$ , are as follows:

$$\widehat{f_V^{\text{I}}}(x) = \frac{1}{1 + x^\theta e^x \int_0^x du u^{-\theta} e^{-u}} = \frac{1}{{}_1F_1(1, 1 - \theta, x)}, \quad (3.16)$$

$$\widehat{f_V^{\text{II}}}(x) = e^x \widehat{f_V^{\text{I}}}(x), \quad (3.17)$$

$$\widehat{f_V^{\text{III}}}(x) = 1 - x^\theta \Gamma(1 - \theta) \widehat{f_V^{\text{II}}}(x), \quad (3.18)$$

where  ${}_1F_1(1, 1 - \theta, x)$  is a confluent hypergeometric function, simply related to the incomplete gamma function

$$\Gamma(\theta, x) = \int_x^\infty du u^{\theta-1} e^{-u}, \quad (3.19)$$

as follows,

$${}_1F_1(1, 1 - \theta, x) = e^x x^\theta [\Gamma(1 - \theta) + \theta \Gamma(-\theta, x)]. \quad (3.20)$$

The functions  $f_V^{\text{II}}(v)$  and  $f_V^{\text{III}}(v)$  encountered in (2.11) and (2.31), respectively, are precisely the densities of the random variables  $V^{\text{II}}$  and  $V^{\text{III}}$  defined for the second and third sequences (with  $\theta = 1/2$ ).

The expression of the Laplace transform of the density (3.16) was originally found in [6], then derived by another method in [3], which also addresses the same question for the two other sequences II and III. Related studies can also be found in [13, 11, 12] in the context of record statistics of random walks and renewal processes.

#### 4. The tied-down renewal process

The tied-down renewal process is defined by the condition  $\{t_N = t\}$ , or equivalently by the condition  $\{A_t = 0\}$ , which both express that the  $N_t$ -th event occurred exactly at time  $t$ . This process generalizes the tied-down random walk of section 2. The stable process of order  $0 < \theta < 1$  considered in [1] corresponds to the tied-down renewal process considered here when the tail index of the density  $\rho(\tau)$  is  $0 < \theta < 1$ . The results of section 2 on the longest interval of the Brownian bridge are recovered below by taking  $\theta = 1/2$ .

##### 4.1. The tied-down conditional density

The tied-down conditional density, denoted for short by

$$f^*(t; \ell_1, \dots, \ell_n, n) \equiv f_{\bar{\tau}, N_t | t_N}(t; \ell_1, \dots, \ell_n, n | y = t), \quad (4.1)$$

is a generalization of (2.35) (see Appendix C for more details). Its expression is

$$f^*(t; \ell_1, \dots, \ell_n, n) = \frac{\rho(\ell_1) \dots \rho(\ell_n) \delta(\sum \ell_i - t)}{U(t)}, \quad (4.2)$$

where the denominator is obtained from the numerator by integration on the  $\ell_i$  and summation on  $n$ ,

$$\begin{aligned} U(t) &= \sum_{n \geq 0} \int_0^\infty d\ell_1 \dots d\ell_n \rho(\ell_1) \dots \rho(\ell_n) \delta\left(\sum_{i=1}^n \ell_i - t\right) \\ &= \sum_{n \geq 0} f_{t_n}(t), \end{aligned} \quad (4.3)$$

denoting by  $f_{t_n}(t)$  the density of the sum  $t_n = \tau_1 + \dots + \tau_n$ , with  $n$  fixed (compare to (2.41) for the discrete case). The quantity (4.3), which is the continuum counterpart of the probability  $u_N$  of section 2.1 (see (2.36) and (2.42)), is the edge value of the probability density of  $t_N$  at its maximal value  $t_N = t$  (see (C.7) and (C.12)). In Laplace space with respect to  $t$ , we have

$$\mathcal{L}_t f_{t_n}(t) = \hat{\rho}(s)^n, \quad (4.4)$$

so

$$\mathcal{L}_t U(t) = \sum_{n \geq 0} \hat{\rho}(s)^n = \frac{1}{1 - \hat{\rho}(s)}, \quad (4.5)$$

which is the counterpart of (2.38). The right side behaves, when  $s$  is small, as  $s^{-\theta}/a$ . Thus, at long times, we finally obtain, using (3.5),

$$U(t) \approx \frac{\sin \pi \theta}{\pi} \frac{t^{\theta-1}}{\tau_0^\theta}. \quad (4.6)$$

Equations (4.2)-(4.6) are the cornerstones of the present study.

4.2. Number of renewals between 0 and  $t$

Let us consider the conditional distribution of  $N_t$ , the number of renewals between 0 and  $t$ , for the tied-down renewal process,

$$p_n^*(t) = \text{Prob}(N_t = n | t_N = t) = \frac{f_{t_n}(t)}{U(t)}, \quad (4.7)$$

whose discrete counterpart is (2.43). We have

$$\langle N_t | t_N = t \rangle = \sum_{n>0} n p_n^*(t) = \frac{\sum_{n>0} n f_{t_n}(t)}{U(t)}. \quad (4.8)$$

In Laplace space we have

$$\mathcal{L}_t \sum_{n>0} n f_{t_n}(t) = \frac{\hat{\rho}(s)}{(1 - \hat{\rho}(s))^2} \approx \frac{1}{a^2 s^{2\theta}}. \quad (4.9)$$

Laplace inverting back and dividing by (4.6), we obtain, at large times

$$\langle N_t | t_N = t \rangle \approx A^*(\theta) \left( \frac{t}{\tau_0} \right)^\theta, \quad A^*(\theta) = \frac{\Gamma(\theta)}{\Gamma(1 - \theta)\Gamma(2\theta)}. \quad (4.10)$$

By comparison, for the unconstrained renewal process [2],

$$\langle N_t \rangle \approx A(\theta) \left( \frac{t}{\tau_0} \right)^\theta, \quad A(\theta) = \frac{\sin \pi\theta}{\pi\theta}. \quad (4.11)$$

Note that  $A^*(\theta) > A(\theta)$ .

Likewise

$$\mathcal{L}_t \sum_{n>0} n^2 f_{t_n}(t) = \frac{\hat{\rho}(s)(1 + \hat{\rho}(s))}{(1 - \hat{\rho}(s))^3} \approx \frac{2}{a^3 s^{3\theta}}. \quad (4.12)$$

By inversion and division by (4.6), we obtain  $\langle N_t^2 | t_N = t \rangle \sim t^{2\theta}$ . As for the unconstrained case [2], we can set

$$N_t = \left( \frac{t}{\tau_0} \right)^\theta Y_t, \quad (4.13)$$

where the random variable  $Y_t$  has a limiting distribution when  $t \rightarrow \infty$ . For instance, for  $\theta = 1/2$ , we obtain

$$f_Y(y) = \frac{\pi}{2} y e^{-\pi y^2/4}, \quad y = \frac{n}{\sqrt{t/\tau_0}}, \quad (4.14)$$

which is the counterpart of (2.49). More generally, we have

$$f_Y(y) = \frac{\pi}{\sin \pi\theta} \int \frac{dz}{2\pi i} e^z e^{-\Gamma(1-\theta)yz^\theta}. \quad (4.15)$$

Setting  $u = y^{1/\theta} z$  allows to relate the density of  $Y$  to that of the one-sided stable law of index  $\theta$ .

### 4.3. Marginal statistics of a single interval

We want to determine the tied-down conditional average of one of the  $\tau_i$ , say  $\tau_1$ ,

$$\langle \tau_1 | t_N = t \rangle = \sum_{n \geq 0} \int_0^\infty d\ell_1 \dots d\ell_n \ell_1 f^*(t; \ell_1, \dots, \ell_n, n). \quad (4.16)$$

Laplace transforming the numerator of the right side yields

$$-\frac{d\hat{\rho}(s)}{ds} \frac{1}{1 - \hat{\rho}(s)} \approx \frac{\theta}{s}. \quad (4.17)$$

By Laplace inverting and dividing by (4.6), we obtain

$$\langle \tau_1 | t_N = t \rangle \approx B^*(\theta) \tau_0^\theta t^{1-\theta}, \quad B^*(\theta) = \frac{\pi\theta}{\sin \pi\theta}, \quad (4.18)$$

which turns out to be equal to  $t/\langle N_t \rangle$ . By comparison, for the unconstrained renewal process [2],

$$\langle \tau_1 \rangle \approx B(\theta) \tau_0^\theta t^{1-\theta}, \quad B(\theta) = \frac{\theta}{1-\theta}. \quad (4.19)$$

We see that  $\langle N_t | t_N = t \rangle \langle \tau_1 | t_N = t \rangle$  is proportional to  $t$ , as expected. Here again, the amplitude of the tied-down case  $B^*(\theta)$  is larger than the amplitude of the unconstrained case  $B(\theta)$ .

### 4.4. The longest interval

Let  $\tau_{\max}^*(t)$  be the longest interval of the sequence  $\tau_1, \dots, \tau_N$  with the condition that their sum  $t_N = t$ . We want to compute the conditional distribution function

$$\begin{aligned} F^*(t; \ell) &= \text{Prob}(\tau_{\max}^*(t) \leq \ell | t_N = t) \\ &= \sum_{n \geq 0} \int_0^\ell d\ell_1 \dots \int_0^\ell d\ell_n f^*(t; \ell_1, \dots, \ell_n, n, y = t) = \frac{F(t; \ell)}{U(t)}, \end{aligned} \quad (4.20)$$

where the numerator is

$$F(t; \ell) = \sum_{n \geq 0} \int_0^\ell d\ell_1 \rho(\ell_1) \dots \int_0^\ell d\ell_n \rho(\ell_n) \delta\left(\sum_{i=0}^n \ell_i - t\right). \quad (4.21)$$

Equation (4.20) is the continuum counterpart of (2.51), with  $F(t; \ell)$  playing the role of  $v_{N,k}$ . Laplace transforming (4.21) with respect to time, we get

$$\mathcal{L}_t F(t; \ell) = \sum_{n \geq 0} \left( \int_0^\ell d\ell_1 \rho(\ell_1) e^{-s\ell_1} \right)^n = \frac{1}{1 - \hat{\rho}(s; \ell)}, \quad (4.22)$$

where

$$\hat{\rho}(s; \ell) = \int_0^\ell d\ell_1 \rho(\ell_1) e^{-s\ell_1}. \quad (4.23)$$

The expression (4.22) is the continuum counterpart of  $\tilde{v}_k(z)$  given in (2.6). It holds for any distribution of intervals  $\rho(\tau)$ . In the limit  $\ell \rightarrow \infty$  the right side is equal to  $1/(1 - \hat{\rho}(s))$ , as it should (see (4.5)).

We now perform the asymptotic analysis of (4.22) along the lines of [3]. An integration by parts yields

$$1 - \hat{\rho}(s; \ell) = p_0(\ell) e^{-s\ell} + s \hat{p}_0(s; \ell), \quad (4.24)$$



where  $\hat{p}_0(s; \ell) = \int_0^\ell d\tau p_0(\tau) e^{-s\tau}$ . Then, using the asymptotic estimates in the regime  $s \rightarrow 0$ ,  $\ell \rightarrow \infty$ , with  $s\ell$  fixed [3],

$$\hat{p}_0(s; \ell) \approx \tau_0^\theta s^{\theta-1} \int_0^{s\ell} du u^{-\theta} e^{-u}, \quad (4.25)$$

and

$$1 - \hat{\rho}(s; \ell) \approx \tau_0^\theta s^\theta \left( (s\ell)^{-\theta} e^{-s\ell} + \int_0^{s\ell} du u^{-\theta} e^{-u} \right), \quad (4.26)$$

we obtain

$$\mathcal{L}_t F(t; \ell) \approx \left( \frac{\ell}{\tau_0} \right)^\theta \frac{e^{s\ell}}{1 + (s\ell)^\theta e^{s\ell} \int_0^{s\ell} du u^{-\theta} e^{-u}}. \quad (4.27)$$

Laplace inverting with respect to  $s$  and dividing by  $t^{\theta-1} \sin \pi\theta / (\pi\tau_0^\theta)$  (given in (4.6)), we finally obtain, using notations akin to (3.15),

$$\begin{aligned} F_R^*(r) = \overline{F}_V^*(v) &= \lim_{t \rightarrow \infty} F^*(t; \ell), \\ &= \frac{\pi}{\sin \pi\theta} v^{1-\theta} f_V^{\text{II}}(v), \end{aligned} \quad (4.28)$$

where  $f_V^{\text{II}}(v)$  is the inverse Laplace transform of (3.17). Note that the microscopic scale  $\tau_0$  altogether disappeared in (4.28). This means that  $F_R^*(r)$  is universal with respect to the choice of distribution  $\rho(\tau)$ , in the sense that only the tail exponent of this distribution matters. In particular the result (2.11), valid for the Brownian bridge, and recovered for  $\theta = 1/2$ , is universal. Equation (4.28) can be alternatively written as

$$\mathcal{L}_v v^{\theta-1} \overline{F}_V^*(v) = \frac{\pi}{\sin \pi\theta} \widehat{f}_V^{\text{II}}(x), \quad (4.29)$$

$$\mathcal{L}_v v^{\theta-1} F_V^*(v) = \frac{\Gamma(\theta)}{x^\theta} \widehat{f}_V^{\text{III}}(x), \quad (4.30)$$

using (3.18). This expression, as well as its generalizations to the case of the second ( $k = 2$ ), third ( $k = 3$ ), ..., longest intervals, are given in [1] (see § 5, theorem 4),

$$\mathcal{L}_v v^{\theta-1} F_V^{(k)*}(v) = \frac{\Gamma(\theta)}{x^\theta} \left( \widehat{f}_V^{\text{III}}(x) \right)^k. \quad (4.31)$$

Note that  $\Gamma(\theta)/x^\theta$  is equal to the Laplace transform of  $v^{\theta-1}$ . Ref [1] also gives the generalization of the density (3.16) for the  $k$ -longest interval,

$$\widehat{f}_V^{(k)\text{I}}(x) = \widehat{f}_V^{\text{I}}(x) \left( \widehat{f}_V^{\text{III}}(x) \right)^{k-1}. \quad (4.32)$$

Equations (4.31) and (4.32) are derived in Appendix D by elementary methods of order statistics theory. Likewise, one could show that

$$\widehat{f}_V^{(k)\text{II}}(x) = \widehat{f}_V^{\text{II}}(x) \left( \widehat{f}_V^{\text{III}}(x) \right)^{k-1}, \quad (4.33)$$

and

$$\widehat{f}_V^{(k)\text{III}}(x) = \left( \widehat{f}_V^{\text{III}}(x) \right)^k, \quad (4.34)$$

which can be summarized as

$$\widehat{f}_V^{(k)\alpha}(x) = \widehat{f}_V^\alpha(x) \left( \widehat{f}_V^{\text{III}}(x) \right)^{k-1}, \quad (\alpha = \text{I, II, III}), \quad (4.35)$$

with the definitions (3.16)-(3.18).

4.5. Average longest interval

The method follows that of section (2.4). The average longest interval is computed as

$$\langle \tau_{\max}^*(t) \rangle = \int_0^\infty d\ell \overline{F}^*(t; \ell). \quad (4.36)$$

We have (see (4.20))

$$F(t; \ell) + \overline{F}(t; \ell) = U(t). \quad (4.37)$$

Laplace transforming this equation with respect to time, we get

$$\mathcal{L}_t \overline{F}(t; \ell) = \frac{1}{1 - \hat{\rho}(s)} - \frac{1}{1 - \hat{\rho}(s; \ell)} \quad (4.38)$$

$$\approx \frac{s^{-\theta}}{a} \left( 1 - (s\ell)^\theta \Gamma(1 - \theta) \widehat{f_V^{\text{II}}}(s\ell) \right) = \frac{s^{-\theta}}{a} \widehat{f_V^{\text{III}}}(s\ell). \quad (4.39)$$

After integration upon  $\ell$ , inverse Laplace transform with respect to  $s$ , and division by  $U(t)$  (given by (4.6)), we obtain

$$\langle R^* \rangle = \lim_{t \rightarrow \infty} \left\langle \frac{\tau_{\max}^*(t)}{t} \right\rangle = \frac{1}{\theta} \int_0^\infty dx \widehat{f_V^{\text{III}}}(x) \quad (4.40)$$

$$= \frac{1}{\theta} \lim_{t \rightarrow \infty} \left\langle \frac{\tau_{\max}^{\text{III}}(t)}{t} \right\rangle = \frac{1}{\theta} \langle R^{\text{III}} \rangle. \quad (4.41)$$

For  $\theta = 1/2$  we recover (2.34).

Using the same method, we find, for the  $k$ -th longest interval,

$$\begin{aligned} \langle R^{(k)*} \rangle &= \lim_{t \rightarrow \infty} \left\langle \frac{\tau_{\max}^{(k)*}(t)}{t} \right\rangle = \frac{1}{\theta} \int_0^\infty dx \left( \widehat{f_V^{\text{III}}}(x) \right)^k \\ &= \frac{1}{\theta} \langle R^{(k)\text{III}} \rangle. \end{aligned} \quad (4.42)$$

Since the sum of the intervals  $\tau_{\max}^{(k)*}(t)$  is, by definition of the process, equal to  $t$ , one should have

$$\sum_{k \geq 1} \langle R^{(k)*} \rangle = 1. \quad (4.43)$$

This result can indeed be proved by direct computation of the integral of the geometrical series in  $\widehat{f_V^{\text{III}}}(x)$  in the right side, which gives the value  $\theta$ . One can also note that the averages  $\langle R^{(k)\text{III}} \rangle$  sum up to  $\langle t_N/t \rangle$  and that  $\langle t_N/t \rangle \rightarrow \theta$  [2]. (See also [14, 5].)

*Remark* The last equality in (4.42) can be obtained by the methods of Appendix D (see [14]). A list of values of  $\langle R^{(k)\text{III}} \rangle$  for  $\theta = 1/2$  can be found in [14]. One could generalize the results of [14] to find

$$\langle R^{(k)\text{I}} \rangle = \int_0^\infty dx \widehat{f_V^{(k)\text{I}}}(x), \quad \langle R^{(k)\text{II}} \rangle = \int_0^\infty dx \widehat{f_V^{(k)\text{II}}}(x). \quad (4.44)$$

4.6. Characterization of the densities  $f_V^*$  and  $f_R^*$

The denominator of  $\widehat{f_V^{\text{II}}}(x)$  in (3.16),  $D(x) = 1 + x^\theta e^x \int_0^x du u^{-\theta} e^{-u}$ , satisfies the following differential equation

$$xD'(x) = D(x)(x + \theta) - \theta. \quad (4.45)$$

The residues at the poles  $x_k$  of  $\widehat{f_V^{\text{II}}}(x)$  are therefore equal to  $-x_k e^{x_k} / \theta$ , so

$$F_R^*(r) = \overline{F_V^*}(v) = \frac{\pi}{\theta \sin \pi \theta} v^{1-\theta} \sum_{k=-\infty}^{\infty} (-x_k) e^{x_k(1+v)}, \quad (4.46)$$

which generalizes (2.10) [1]. Hence the asymptotic behaviour at large  $v$  (small  $r$ ) of the corresponding densities is obtained as in section 2.3 (see (2.21), (2.22)), yielding

$$\begin{aligned} f_V^*(v) &\approx \frac{\pi x_0^2}{\theta \sin \pi \theta} v^{1-\theta} e^{-|x_0|(1+v)} \left( 1 - \frac{1-\theta}{|x_0|v} \right), \\ f_R^*(r) &\approx \frac{\pi x_0^2}{\theta \sin \pi \theta} \frac{e^{-|x_0|(1+\frac{1}{r})}}{r^{3-\theta}} \left( 1 - \frac{(1-\theta)r}{|x_0|} \right). \end{aligned} \quad (4.47)$$

These expressions only depend on the tail index  $\theta$  and therefore are universal. The density  $f_R^*(r)$  for  $1/2 < r < 1$  has a simple expression,

$$f_R^*(r) = \frac{\theta \Gamma(\theta)^2 \sin \pi \theta (1-r)^{2\theta-1}}{\pi \Gamma(2\theta) r^{1+\theta}}, \quad (4.48)$$

which, for  $\theta = 1/2$ , yields back  $f_R^*(r) = r^{-3/2}/2$ . This expression is obtained by the following reasoning, adapted from that used in [1] for the tied-down random walk, and reproduced in section 2.3 (see (2.26)). Let  $w(t; \ell)$  be the density

$$w(t; \ell) = \frac{dF(t; \ell)}{d\ell}, \quad (4.49)$$

where  $F(t; \ell)$  is defined in (4.21). If  $\ell > t/2$ , then one can decompose an history into three contributions as in (2.26), yielding

$$w(t; \ell) = \int_0^{t-\ell} d\tau U(\tau) \rho(\ell) U(t-\ell-\tau). \quad (4.50)$$

Noting that

$$\mathcal{L}_T \int_0^T d\tau U(\tau) U(T-\tau) = \frac{1}{(1-\hat{\rho}(s))^2} \approx (as)^{-2\theta}, \quad (4.51)$$

we have, for  $\ell > t/2$ ,

$$w(t; \ell) \approx \frac{1}{a^{2\theta} \Gamma(2\theta)} \rho(\ell) (t-\ell)^{2\theta-1}. \quad (4.52)$$

It follows that

$$F_R^*(r) = 1 - \frac{C(\theta)}{t^{\theta-1}} \int_{rt}^t d\ell \ell^{-1-\theta} (t-\ell)^{2\theta-1}, \quad (1/2 < r < 1), \quad (4.53)$$

where

$$C(\theta) = \frac{\theta \Gamma(\theta)^2 \sin \pi \theta}{\pi \Gamma(2\theta)}, \quad (4.54)$$

yielding (4.48), by derivation of (4.53) with respect to  $r$ . As a consequence

$$f_V^*(v) = \frac{\theta \Gamma(\theta)^2 \sin \pi \theta}{\pi \Gamma(2\theta)} v^{-\theta} (v-1)^{2\theta-1}, \quad (1 < v < 2). \quad (4.55)$$

It is also possible to derive (4.48) from equation (6.1) of [1].

4.7. Probability of record breaking  $Q^*(t)$ 

The probability that the last interval is the longest one is defined as in section 2.6,

$$Q^*(t) = \text{Prob}(\tau_{\max}^*(t) = \tau_N | t_N = t) = \text{Prob}(\tau_N > \max(\tau_1, \dots, \tau_{N-1}) | t_N = t). \quad (4.56)$$

This probability is given by the sum (see [3] for similar reasonings)

$$Q^*(t) = \sum_{n \geq 1} Q_n^*(t) = \sum_{n \geq 1} \text{Prob}(\tau_N > \max(\tau_1, \dots, \tau_{N-1}), N_t = n | t_N = t). \quad (4.57)$$

Explicitly,

$$Q_n^*(t) = \int_0^\infty d\ell_n \int_0^{\ell_n} d\ell_1 \dots \int_0^{\ell_n} d\ell_{n-1} f^*(t; \ell_1, \dots, \ell_{n-1}, \ell_n, n) \quad (4.58)$$

$$= \frac{Q_n(t)}{U(t)}, \quad (4.59)$$

where

$$Q_n(t) = \int_0^\infty d\ell_n \int_0^{\ell_n} d\ell_1 \dots \int_0^{\ell_n} d\ell_{n-1} \rho(\ell_1) \dots \rho(\ell_n) \delta\left(\sum_{i=0}^n \ell_i - t\right). \quad (4.60)$$

In Laplace space, after summing on  $n$ , we have

$$\hat{Q}(s) = \int_0^\infty d\ell \frac{\rho(\ell)e^{-s\ell}}{1 - \int_0^\ell d\tau \rho(\tau)e^{-s\tau}} = \int_0^{\hat{\rho}(s)} \frac{d\hat{\rho}(s; \ell)}{1 - \hat{\rho}(s; \ell)}, \quad (4.61)$$

where  $\hat{\rho}(s; \ell) = \int_0^\ell d\tau \rho(\tau)e^{-s\tau}$ . Finally,

$$\hat{Q}(s) = -\ln(1 - \hat{\rho}(s)). \quad (4.62)$$

The same result can be recovered by assuming that the  $N_t$  intervals  $\tau_1, \dots, \tau_N$  should all play the same role, hence that the probability of record breaking is equal to the inverse number of these random variables, as for iid random variables. So, let us assume that

$$Q_n^*(t) = \frac{p_n^*(t)}{n}, \quad (n > 0), \quad (4.63)$$

where  $p_n^*(t) = \text{Prob}(N_t = n | t_N = t)$  (see (4.7)). Thus

$$Q^*(t) = \sum_{n \geq 1} Q_n^*(t) = \langle N_t^{-1} | t_N = t \rangle. \quad (4.64)$$

In Laplace space, the numerator of this expression is

$$\begin{aligned} \hat{Q}(s) &= \sum_{n \geq 1} \frac{\hat{f}_{t_n}(s)}{n} = \sum_{n \geq 1} \frac{\hat{\rho}(s)^n}{n}, \\ &= -\ln(1 - \hat{\rho}(s)), \end{aligned} \quad (4.65)$$

which is (4.62) above. The last step consists in Laplace inverting this expression with respect to  $s$ , then dividing by  $U(t)$ . We thus find, at large times,

$$Q^*(t) \approx \frac{\pi\theta}{\sin \pi\theta} \left(\frac{\tau_0}{t}\right)^\theta \approx \frac{1}{\langle N_t \rangle}, \quad (4.66)$$

where the right side pertains to the unconstrained case (see (4.11)). There is no universality of the result with respect to the choice of distribution  $\rho(\tau)$  since the microscopic scale  $\tau_0$  is still present (compare to (2.57)). We also recall, for comparison, that  $Q^{\text{III}}(t) \sim \ln t/t^\theta$  [3].

4.8. Narrow distribution of intervals

The aim of this subsection is to determine the distribution of  $\tau_{\max}^*(t)$  and the probability of record breaking  $Q^*(t)$  for a narrow distribution of intervals, taking the exponential distribution of intervals,  $\rho(\tau) = e^{-\tau}$ , as an example. We first note that, by inversion of (4.5), we have  $U(t) = 1$  for  $t > 0$ .

The computation of  $\langle \tau_{\max}^*(t) \rangle$  relies on (4.36) and (4.38). We find

$$\int_0^\infty d\ell \mathcal{L}_t \bar{F}(t; \ell) = \frac{1}{s} \ln \left( 1 + \frac{1}{s} \right), \quad (4.67)$$

whose inverse is

$$\int_0^\infty d\ell \bar{F}(t; \ell) = E(t) \equiv \int_0^t du \frac{1 - e^{-u}}{u}. \quad (4.68)$$

At large times,  $E(t) \approx \ln t + \gamma$ , where  $\gamma$  is the Euler constant. We finally obtain

$$\langle \tau_{\max}^*(t) \rangle = E(t) \approx \ln t + \gamma. \quad (4.69)$$

We also have, for  $e^{-\ell} \sim s \ll 1$ ,

$$\mathcal{L}_t F(t; \ell) \approx \frac{1}{s + e^{-\ell}}, \quad (4.70)$$

which by inversion yields

$$F(t; \ell) = F^*(t; \ell) \approx e^{-e^{-(\ell - \ln t)}}. \quad (4.71)$$

So

$$\tau_{\max}^*(t) \approx \ln t + Z^G, \quad (4.72)$$

where  $Z^G$  follows the standard Gumbel distribution, with  $\langle Z^G \rangle = \gamma$ . This behaviour coincides with that found for the three sequences (3.9) in [3]. We also find, from (4.65) that  $Q^*(t) \approx 1/t$ . Since  $\langle N_t | t_N = t \rangle \approx t$ , as can be inferred from (4.9),  $Q^*(t)$  behaves qualitatively as if the  $N_t$  intervals were iid random variables. This is akin to what was found for the cases of  $Q^I(t)$  and  $Q^{III}(t)$ , the probabilities of record breaking for the sequences I and III [3].

4.9. Broad distribution of intervals with  $\theta > 1$

We first find, by inversion of (4.5), that

$$U(t) \approx \frac{1}{\langle \tau \rangle} + \frac{\tau_0^\theta}{(\theta - 1) \langle \tau \rangle^2} t^{1-\theta}. \quad (4.73)$$

We then compute the average number of renewals, using the first equality in (4.9). We obtain, after division by  $1/\langle \tau \rangle$ ,

$$\langle N_t | t_N = t \rangle \approx \frac{t}{\langle \tau \rangle} + \frac{2\tau_0^\theta}{(\theta - 1)(2 - \theta) \langle \tau \rangle^2} t^{2-\theta}. \quad (4.74)$$

We restart from (4.22) in order to compute the distribution of  $\tau_{\max}^*(t)$ . Following the asymptotic analysis made in [3], we find

$$\mathcal{L}_t F(t; \ell) \approx \frac{1}{\langle \tau \rangle} \frac{1}{s + (\ell/\tau_0)^{-\theta}/\langle \tau \rangle}, \quad (4.75)$$

hence

$$F(t; \ell) \approx \frac{1}{\langle \tau \rangle} e^{-t/\langle \tau \rangle (\ell/\tau_0)^{-\theta}}. \quad (4.76)$$

Dividing this expression by the leading order  $1/\langle\tau\rangle$  in (4.73), we have

$$F^*(t; \ell) \approx e^{-t/\langle\tau\rangle(\ell/\tau_0)^{-\theta}}. \quad (4.77)$$

Setting

$$\tau_{\max}^*(t) = \tau_0 \left( \frac{t}{\langle\tau\rangle} \right)^{1/\theta} Z_t, \quad (4.78)$$

we have, as  $t \rightarrow \infty$ ,  $Z_t \rightarrow Z^F$ , with limiting distribution

$$\text{Prob}(Z^F < x) = e^{-1/x^\theta} \quad (4.79)$$

which is the Fréchet law. Therefore

$$\langle\tau_{\max}^*(t)\rangle \approx \tau_0 \left( \frac{t}{\langle\tau\rangle} \right)^{1/\theta} \underbrace{\langle Z^F \rangle}_{\Gamma(1-1/\theta)}. \quad (4.80)$$

This is exactly the result found for the three sequences (3.14) in [3]. The tied-down condition does not change the asymptotic distribution of the longest interval if  $\theta > 1$ . Finally, from (4.65) we find

$$Q^*(t) \approx \frac{\langle\tau\rangle}{t}, \quad (4.81)$$

which has therefore the same time dependence as  $Q^{\text{III}}(t)$  [3].

## 5. Summary and discussion

The tied-down renewal process studied in the present paper is equivalent to the stable process considered in [1] if the tail exponent of the distribution of intervals is comprised between 0 and 1. The results of [1] concerning the statistics of the longest interval are thus recovered in a simple manner. The method consists in considering the joint probability (2.35) for the case of the random walk or the joint probability density (4.2) for the case of a continuous renewal process.

**Table 2.** Some important results for the tied-down random walk of section 2 (starting and ending at the origin) and the continuum renewal process of section 4 (with  $0 < \theta < 1$ ). The results in the left column correspond, respectively, to the mean number of intervals (2.48), the asymptotic mean ratio of the longest ranked interval to the total length of time (generalizing (2.34)), and the probability of record breaking (2.57). Those in the right column correspond to the equivalent quantities (4.10), (4.42), and (4.66), in the continuum formalism.

tied-down random walk	tied-down renewal proc.
$\langle M_N   S_{2N} = 0 \rangle \approx \sqrt{\pi N}$	$\langle N_t   t_N = t \rangle \approx \frac{\Gamma(\theta)}{\Gamma(1-\theta)\Gamma(2\theta)} \left( \frac{t}{\tau_0} \right)^\theta$
$\langle R^{(k)*} \rangle = 2\langle R^{(k)\text{III}} \rangle$	$\langle R^{(k)*} \rangle = \frac{1}{\theta} \langle R^{(k)\text{III}} \rangle$
$Q_N^* \approx \frac{\sqrt{\pi}}{2\sqrt{N}}$	$Q^*(t) \approx \frac{\pi\theta}{\sin \pi\theta} \left( \frac{\tau_0}{t} \right)^\theta$

This study is extended in several directions such as the statistics of the number of intervals or the probability of record breaking, both for the tied-down random walk and the tied-down renewal process. We also discuss the cases of a narrow distribution of intervals or of a distribution with a tail exponent  $\theta > 1$ . A summary of some

important results for the tied-down random walk and the tied-down renewal process (for  $0 < \theta < 1$ ) is given in table 2. The results obtained in section 2 for the Brownian bridge are recovered in the formalism of the tied-down renewal process by taking  $\theta = 1/2$ .

Some related works, that we now review, can be put in perspective with the present study. First, as emphasized in the course of this study, there are close connections between the tied-down renewal process, including the Brownian bridge, and the cases (I, II and III) considered in [3, 13, 14]. In particular, several connections with case III were emphasized in the previous sections (see also table 2).

Then, in the recent past, the distribution of the longest interval for the tied-down random walk and the Brownian bridge of section 2 was investigated in [4]. The results of the analysis performed in [4] can be usefully completed by the studies made in [1, 7, 16] and in the present work.

Finally, a recent study of the largest domain in a specific one-dimensional system of Ising spins has been given in [5]. In this model, introduced in [24, 25], the Boltzmann weight of a spin configuration can be expressed in terms of the lengths of domains. The parameters defining the model are the temperature and the exponent characterizing the power-law decay of the distribution of the lengths of the domains (denoted by  $\theta$  in the present work). When the spin system is at criticality, this Boltzmann weight can be seen as the discrete version (2.35) of the tied-down conditional density (4.2), for a particular choice of distribution of intervals  $f_\ell$ . In other words, the general probabilistic framework presented here for the tied-down renewal process encompasses the analysis made in [5] for the spin system at criticality. In particular, the results given in [5] for the statistics of the largest spin domain at criticality (with  $0 < \theta < 1$ ) coincide asymptotically with their counterparts for the longest interval of the tied-down renewal process, as a consequence of the universality of these results with respect to the choice of distribution of intervals  $\rho(\tau)$ , when  $0 < \theta < 1$ , as demonstrated in the present work. Note that the analysis performed here for the number of intervals  $M_N$  (in the discrete case), or  $N_t$  (in the continuous case), provides an answer to the question of the statistics of the fluctuating number of domains in the spin model considered in [24, 25, 5].

In a companion paper [26] we will complete the study done here by addressing the statistics of other quantities, such as the occupation time or the two-time correlation function of the process.

To close, let us mention an interesting connection between the problem discussed in the present work and the statistics of records for general random walks with symmetric distributions of steps (for a review, see [15]). The analysis performed here applies to the case where the last record of the random walk is conditioned to occur at the last step  $N$ , or, said differently, when the maximum of the random walk occurs exactly at the last step  $N$ .

## Acknowledgments

I thank K. Xu for pointing out a typo in the preliminary version of this work.

### Appendix A. Notations

The distribution function of the random variable  $X$  is denoted by

$$F_X(x) = \text{Prob}(X \leq x). \quad (\text{A.1})$$

If  $X$  is a continuous random variable, it has a density

$$f_X(x) = \frac{dF_X(x)}{dx}. \quad (\text{A.2})$$

For several random variables we have

$$F_{X_1, X_2, \dots}(x_1, x_2, \dots) = \text{Prob}(X_1 \leq x_1, X_2 \leq x_2, \dots), \quad (\text{A.3})$$

with associated density  $f_{X_1, X_2, \dots}(x_1, x_2, \dots)$ . When permitted by the context, we will omit the variables in subscript.

Let  $X$  and  $Y$  two random variables with joint density  $f_{X,Y}(x, y)$  and marginal densities  $f_X(x)$  and  $f_Y(y)$ . For discrete random variables the conditional distribution function of  $X$  given  $Y = y$  is simply

$$\text{Prob}(X \leq x | Y = y) = F_{X|Y}(x|y) = \frac{\text{Prob}(X \leq x, Y = y)}{\text{Prob}(Y = y)}. \quad (\text{A.4})$$

For continuous random variables, the conditional distribution function of  $X$  given  $Y = y$  is defined as follows [27],

$$\text{Prob}(X \leq x | Y = y) = F_{X|Y}(x|y) = \int_0^x du \frac{f_{X,Y}(u, y)}{f_Y(y)}. \quad (\text{A.5})$$

Therefore the conditional density reads

$$f_{X|Y}(x|y) = \frac{f_{X,Y}(x, y)}{f_Y(y)} = \frac{f_{X,Y}(x, y)}{\int dx f_{X,Y}(x, y)}. \quad (\text{A.6})$$

### Appendix B. First return probability $f_n$ for the simple random walk

Let

$$u_n = \text{Prob}(S_{2n} = 0) = (-1)^n \binom{-\frac{1}{2}}{n} = \frac{1}{2^{2n}} \binom{2n}{n}, \quad (\text{B.1})$$

and

$$f_n = \text{Prob}(\text{first return to zero occurs at time } 2n) = (-1)^{n-1} \binom{\frac{1}{2}}{n}. \quad (\text{B.2})$$

Thus,  $u_0 = 1, u_1 = \frac{1}{2}, u_2 = \frac{3}{8} \dots; f_1 = \frac{1}{2}, f_2 = \frac{1}{8}, f_3 = \frac{1}{16} \dots$ . These probabilities obey  $f_n = u_{n-1} - u_n$ , and their generating functions are

$$\tilde{u}(z) = \sum_{n \geq 0} u_n z^n = \frac{1}{\sqrt{1-z}}, \quad (\text{B.3})$$

$$\tilde{f}(z) = \sum_{n \geq 0} f_n z^n = 1 - \sqrt{1-z}. \quad (\text{B.4})$$

At large  $n$ ,

$$u_n \approx \frac{1}{\sqrt{\pi n}}, \quad f_n \approx \frac{1}{2\sqrt{\pi n^{3/2}}}. \quad (\text{B.5})$$



**Appendix C. The tied-down conditional density**

Let us add some details on the definition of the tied-down conditional density (4.2) given in the bulk of the paper. Consider the conditional probability

$$\text{Prob}(\vec{\tau} \leq \vec{\ell}, N_t = n | t_N = y), \quad (\text{C.1})$$

where  $\vec{\ell} = \{\ell_1, \dots, \ell_n\}$  is a realization of the sequence of intervals

$$\vec{\tau} = \{\tau_1, \dots, \tau_N\}. \quad (\text{C.2})$$

The associated conditional density is a generalization of (A.6), with  $X = \{\vec{\tau}, N_t\}$  and  $Y = t_N$ ,

$$f_{\vec{\tau}, N_t | t_N}(\ell_1, \dots, \ell_n, n | y) = \frac{f_{\vec{\tau}, N_t, t_N}(t; \ell_1, \dots, \ell_n, n, y)}{f_{t_N}(y)}. \quad (\text{C.3})$$

The numerator is explicitly obtained by multiplying  $f^{\text{III}}(\cdot)$  (given by (3.12)) by  $\delta(\sum \ell_i - y)$ , i.e.,

$$\begin{aligned} & f_{\vec{\tau}, N_t, t_N}(t; \ell_1, \dots, \ell_n, n, y) \\ &= \rho(\ell_1) \dots \rho(\ell_n) \int_0^\infty da p_0(a) \delta\left(\sum_{i=1}^n \ell_i + a - t\right) \delta\left(\sum_{i=1}^n \ell_i - y\right). \end{aligned} \quad (\text{C.4})$$

The denominator,  $f_{t_N}(t; y)$ , obtained from the numerator by integration on  $\ell_1, \dots, \ell_n$  and summation on  $n$ , is the probability density of the random variable  $t_N$ . The double Laplace transforms with respect to  $t$  and  $y$  of the numerator and of the denominator are respectively given in (C.9) and (C.10).

The tied-down conditional density (C.6) is defined as (C.3), however with the condition that  $t_N = t$ . Setting  $y = t$  in (C.4) amounts to suppressing the first delta function in the right side of the equation. The remaining integral upon  $a$  is equal to 1, so

$$f_{\vec{\tau}, N_t, t_N}(t; \ell_1, \dots, \ell_n, n, y = t) = \rho(\ell_1) \dots \rho(\ell_n) \delta\left(\sum_{i=1}^n \ell_i - t\right). \quad (\text{C.5})$$

The same result can also be obtained by setting  $a = 0$  in (3.10). Thus, using a shorter notation for the tied-down conditional density, we have

$$\begin{aligned} f^*(t; \ell_1, \dots, \ell_n, n) &= f_{\vec{\tau}, N_t | t_N}(t; \ell_1, \dots, \ell_n, n | y = t) \\ &= \frac{\rho(\ell_1) \dots \rho(\ell_n) \delta(\sum \ell_i - t)}{f_{t_N}(t; y = t)}, \end{aligned} \quad (\text{C.6})$$

where the denominator reads<sup>‡</sup>

$$\begin{aligned} f_{t_N}(t; y = t) &= \sum_{n \geq 0} \int_0^\infty d\ell_1 \dots d\ell_n \rho(\ell_1) \dots \rho(\ell_n) \delta\left(\sum_{i=1}^n \ell_i - t\right) \\ &= \sum_{n \geq 0} f_{t_n}(t), \end{aligned} \quad (\text{C.7})$$

denoting by  $f_{t_n}(t)$  the density of the sum  $t_n = \tau_1 + \dots + \tau_n$ , with  $n$  fixed. In the bulk of the paper we use the shorter notation

$$U(t) \equiv f_{t_N}(t; y = t) \quad (\text{C.8})$$

for the edge value of the probability density of  $t_N$  at its maximal value  $y = t$ .

<sup>‡</sup>  $n = 0$  corresponds to  $\delta(t)$  in (C.5), and therefore to 1 in Laplace space.

*Remark* Laplace transforming (C.4) with respect to  $t$  and  $y$  (with  $s$  conjugate to  $t$  and  $u$  conjugate to  $y$ ), yields

$$\begin{aligned} & \mathcal{L}_{t,y} f_{\bar{\tau}, N_t, t_N}(t; \ell_1, \dots, \ell_n, n, y) \\ &= \rho(\ell_1) e^{-(s+u)\ell_1} \dots \rho(\ell_n) e^{-(s+u)\ell_n} \frac{1 - \hat{\rho}(s)}{s}. \end{aligned} \quad (\text{C.9})$$

Then summing upon the  $\ell_i$  and  $n$  yields the double Laplace transform of  $f_{t_N}(t; y)$  [2]

$$\mathcal{L}_{t,y} f_{t_N}(t; y) = \mathcal{L}_t \langle e^{-ut_N} \rangle = \frac{1}{1 - \hat{\rho}(s+u)} \frac{1 - \hat{\rho}(s)}{s}. \quad (\text{C.10})$$

In order to get the edge value of this density at  $y = t$ , we invert (C.10),

$$f_{t_N}(t; y) = \int \frac{du}{2i\pi} e^{uy} \int \frac{ds}{2i\pi} e^{st} \frac{1}{1 - \hat{\rho}(s+u)} \frac{1 - \hat{\rho}(s)}{s}, \quad (\text{C.11})$$

we then set  $y = t$  and  $w = s + u$ , yielding, with the shorter notation (C.8),

$$U(t) = \int \frac{dw}{2i\pi} e^{wt} \frac{1}{1 - \hat{\rho}(w)} \int \frac{ds}{2i\pi} \frac{1 - \hat{\rho}(s)}{s}. \quad (\text{C.12})$$

The second integral is equal to 1, since it represents  $p_0(t)$  for  $t = 0$ . We thus recover (4.5).

#### Appendix D. Second, third, ..., longest intervals

For independent, identically distributed random variables  $X_1, \dots, X_n$ , the distribution function of the  $k$ -th largest random variable  $X^{(k)}$  can be obtained by noting that the event  $\{X^{(k)} \leq \ell\}$  means that at most  $k - 1$  variables  $X_i$  are larger than  $\ell$ , so

$$F^{(k)}(\ell) = \text{Prob}(X^{(k)} \leq \ell) = \sum_{j=0}^{k-1} \text{Prob}(j \text{ r. v. } X_i > \ell) \quad (\text{D.1})$$

$$= \sum_{j=0}^{k-1} \binom{n}{j} \bar{F}(\ell)^j F(\ell)^{n-j}, \quad (\text{D.2})$$

where  $F(\ell) = \text{Prob}(X \leq \ell)$ ,  $\bar{F}(\ell) = \text{Prob}(X > \ell)$ .

For the intervals  $\tau_1, \dots, \tau_N$ , the conditional distribution function

$$F^{(k)\star}(t; \ell) = \text{Prob}(\tau_{\max}^{(k)\star} \leq \ell | t_N = t) \quad (\text{D.3})$$

still obeys (D.1). We have likewise, using (C.6),

$$\text{Prob}(j \text{ r. v. } \tau_i > \ell) = \frac{1}{U(t)} \quad (\text{D.4})$$

$$\sum_{n \geq 0} \binom{n}{j} \underbrace{\int_{\ell}^{\infty} d\ell_1 \rho(\ell_1) \dots}_{j \text{ times}} \underbrace{\int_0^{\ell} d\ell_1 \rho(\ell_1) \dots}_{n-j \text{ times}} \delta\left(\sum_{i=1}^n \ell_i - t\right), \quad (\text{D.5})$$

where the first group of integrals is done  $j$  times, and the second group  $n - j$  times. Summing on  $j$  and Laplace transforming with respect to time, we obtain for the numerator of  $F^{(k)\star}(t; \ell)$ , denoted by

$$F^{(k)}(t; \ell) = \text{Prob}(\tau_{\max}^{(k)\star} \leq \ell, t_N = t), \quad (\text{D.6})$$

the expression

$$\mathcal{L}_t F^{(k)}(t; \ell) = \sum_{j=0}^{k-1} \sum_{n \geq 0} \binom{n}{j} [\hat{\rho}(s) - \hat{\rho}(s; \ell)]^j [\hat{\rho}(s; \ell)]^{n-j} \quad (\text{D.7})$$

$$= \sum_{j=0}^{k-1} \frac{[\hat{\rho}(s) - \hat{\rho}(s; \ell)]^j}{[1 - \hat{\rho}(s; \ell)]^{j+1}} = \frac{1}{1 - \hat{\rho}(s)} \left( 1 - \left[ \frac{\hat{\rho}(s) - \hat{\rho}(s; \ell)}{1 - \hat{\rho}(s; \ell)} \right] \right)^k. \quad (\text{D.8})$$

In the scaling limit of large times, i.e.,  $s \rightarrow 0$ , using the asymptotic estimate (4.26), this expression becomes

$$\mathcal{L}_t F^{(k)}(t; \ell) = \frac{1 - \left( \widehat{f_V^{\text{III}}}(s\ell) \right)^k}{as^\theta}. \quad (\text{D.9})$$

By Laplace inversion with respect to  $s$ , and division by (4.6), we obtain Wendel's result (4.31). A similar computation is done in [5] for the case of a specific choice of discrete distribution of intervals.

We can finally derive (4.32) by the same methods. We start from the distribution  $f^{\text{I}}(\cdot)$ , given by (3.10), for the  $N_t + 1$  intervals  $\tau_1, \dots, \tau_N, A_t$ . In order to evaluate the probability of having  $j$  of these random variables larger than  $\ell$ , we have to separate the cases where  $A_t$  belongs to the group of random variables smaller than  $\ell$  or to the group of random variables larger than  $\ell$ . Hence

$$\begin{aligned} \text{Prob}(j \text{ r. v. } (\tau_i \text{ and } A_t) > \ell) &= \\ & \sum_{n \geq 0} \binom{n}{j-1} \underbrace{\int_{\ell}^{\infty} d\ell_1 \rho(\ell_1) \cdots \int_0^{\ell} d\ell_1 \rho(\ell_1)}_{\text{group 1}} \cdots \int_{\ell}^{\infty} da p_0(a) \delta\left(\sum_{i=1}^n \ell_i + a - t\right) + \\ & \sum_{n \geq 0} \binom{n}{j} \underbrace{\int_{\ell}^{\infty} d\ell_1 \rho(\ell_1) \cdots \int_0^{\ell} d\ell_1 \rho(\ell_1)}_{\text{group 2}} \cdots \int_0^{\ell} da p_0(a) \delta\left(\sum_{i=1}^n \ell_i + a - t\right). \end{aligned} \quad (\text{D.10})$$

In the first line of the right side, the first group of integrals is done  $j - 1$  times, and the second group  $n - j + 1$  times, with  $j \geq 1$ , while in the second line, the first group of integrals is done  $j$  times, and the second group  $n - j$  times, with  $j \geq 0$ . The rest of the computation follows as above, using the asymptotic estimates (4.25) and (4.26).

## References

- [1] Wendel J G 1964 *Math. Scand.* **14** 21
- [2] Godrèche C and Luck J M 2001 *J. Stat. Phys.* **104** 489
- [3] Godrèche C, Majumdar S N and Schehr G 2015 *J. Stat. Mech.* P03014
- [4] Frachebourg L, Ispolatov I and Krapivsky P L 1995 *Phys. Rev. E* **52** R5727
- [5] Bar A, Majumdar S N, Schehr G and Mukamel D 2016 *Phys. Rev. E* **93** 052130
- [6] Lamperti J P 1961 *Am. Math. Soc.* **12**(5) 724
- [7] Pitman J and Yor M 1997 *Ann. Probab.* **25** 855
- [8] Gourdon X 1998 *Discrete Math.* **180** 185
- [9] Csáki E and Hu Y 2003 *Discrete Math. and Theor. Comp. Sci.* volume AC 45
- [10] Godrèche C and Luck J-M 2008 *J. Stat. Mech.* P1106
- [11] Majumdar S N and Ziff R M 2008 *Phys. Rev. Lett.* **101** 050601
- [12] Godrèche C, Majumdar S N and Schehr G 2009 *Phys. Rev. Lett.* **102** 240602
- [13] Godrèche C, Majumdar S N and Schehr G 2014 *J. Phys. A* **47** 255001
- [14] Szabó R and Vető B 2016 *J. Stat. Phys.* **165** 1086
- [15] Godrèche C, Majumdar S N and Schehr G 2017 arXiv:1702.00586
- [16] Lindell A and Holst L 2007 *J. Appl. Prob.* **44** 1056
- [17] Vervaat W 1979 *Ann. Probab.* **7** 1 143
- [18] Labarbe J M and Marckert J F 2007 *Elect. Journ. Prob.* **12** 229
- [19] Renyi A 1962 *Ann. Fac. Sc. Univ. Clermont-Ferrand* **8** 7
- [20] Arnold B C, Balakrishnan N and Nagaraja H N 1998 *Records* (New York: Wiley)
- [21] Feller W 1968 1971 *An Introduction to Probability Theory and its Applications* volumes 1&2 (New York: Wiley)
- [22] Doob J L 1948 *Trans. Amer. Math. Soc.* **63** 422
- [23] Cox D R 1962 *Renewal theory* (London: Methuen)
- [24] Bar A and Mukamel D 2014 *Phys. Rev. Lett.* **112** 015701
- [25] Bar A and Mukamel D 2014 *J. Stat. Mech.* P11001
- [26] Godrèche C, in preparation
- [27] Grimmett G R and Stirzaker D R 2001 *Probability and Random Processes* (Oxford: Oxford University Press)