

Pure Gaussian states from quantum harmonic oscillator chains with a single local dissipative process

Shan Ma¹, Matthew J. Woolley¹, Ian R. Petersen¹, and Naoki Yamamoto²

¹School of Engineering and Information Technology, University of New South Wales at the Australian Defence Force Academy, Canberra, ACT 2600, Australia

²Department of Applied Physics and Physico-Informatics, Keio University, Yokohama 223-8522, Japan

E-mail: shanma.adfa@gmail.com, m.woolley@adfa.edu.au, i.r.petersen@gmail.com, and yamamoto@appi.keio.ac.jp

Abstract. We study the preparation of entangled pure Gaussian states via reservoir engineering. In particular, we consider a chain consisting of $(2\aleph + 1)$ quantum harmonic oscillators where the central oscillator of the chain is coupled to a single reservoir. We then completely parametrize the class of $(2\aleph + 1)$ -mode pure Gaussian states that can be prepared by this type of quantum harmonic oscillator chain. This parametrization allows us to determine the steady-state entanglement properties of such quantum harmonic oscillator chains.

Keywords: Pure Gaussian states, Linear quantum systems, Reservoir engineering, Harmonic oscillator chain, Nearest-neighbour Hamiltonian, Local dissipation.

1. Introduction

Gaussian states play an essential role in continuous-variable quantum information processing [1–3]. Therefore, the preparation of pure Gaussian states is an important task [4]. Mathematically, any pure Gaussian state can be prepared beginning with the vacuum state, and then applying a Gaussian unitary action whose Heisenberg action is a symplectic linear transformation on the vector of quadrature operators [4–6]. This method of pure Gaussian state preparation is a closed-system approach. Here we consider the preparation of pure Gaussian states via an open-system approach. The main idea is that by engineering coherent and dissipative processes, a quantum system can be made strictly stable and will evolve into a given pure Gaussian state. This approach is known as *reservoir engineering* [7–9]. It is an efficient and robust approach to driving a quantum system into a desired target quantum state. In the finite-dimensional case, the problem of pure quantum state stabilization by reservoir engineering has been studied theoretically in [10–12]. In the infinite-dimensional case, the problem of preparing a pure Gaussian state via reservoir engineering has recently been explored in [13–18]. In this paper, we focus on the preparation of pure Gaussian states via reservoir engineering. We consider an open quantum system, the time evolution of which

is governed by a Markovian Lindblad master equation [19]:

$$\frac{d}{dt}\hat{\rho} = -i[\hat{H}, \hat{\rho}] + \sum_{j=1}^K \left(\hat{c}_j \hat{\rho} \hat{c}_j^* - \frac{1}{2} \hat{c}_j^* \hat{c}_j \hat{\rho} - \frac{1}{2} \hat{\rho} \hat{c}_j^* \hat{c}_j \right), \quad (1)$$

where $\hat{\rho}$ is the density operator, $\hat{H} = \hat{H}^*$ is the Hamiltonian operator, $\{\hat{c}_j\}$ is a set of Lindblad operators that represent the coupling of the system with its environment, and K is the number of dissipative channels. For convenience, we collect all of the Lindblad operators into a vector $\hat{L} \triangleq [\hat{c}_1 \hat{c}_2 \cdots \hat{c}_K]^\top$, and we call \hat{L} the *coupling vector*. The Lindblad master equation (1) can typically be derived if the system is coupled weakly to a very large environment [20]. Under some circumstances, the evolution described by the Lindblad master equation (1) will be strictly stable and will approach a time-independent (stationary) state, i.e., $\lim_{t \rightarrow \infty} \hat{\rho}(t) = \hat{\rho}(\infty)$. Based on this fact, it has been shown in [13, 14] that any pure Gaussian state can be prepared in a dissipative quantum system by engineering a suitable pair of operators (\hat{H}, \hat{L}) . Using the result developed in [13, 14], it has been found that for many pure Gaussian states, the quantum systems generating them can be difficult to implement experimentally, mainly because either the Hamiltonian \hat{H} or the coupling vector \hat{L} has a nonlocal coupling structure.

In this paper, we restrict our attention to a chain of $(2\aleph + 1)$ quantum harmonic oscillators which are numbered from left to right as $1, \dots, (2\aleph + 1)$ with nearest-neighbour Hamiltonian interactions. The central oscillator of the chain is coupled to a single reservoir. More specifically, the quantum harmonic oscillator chain we consider has two crucial features. (i) The Hamiltonian \hat{H} is of the form $\hat{H} = \sum_{j=1}^{2\aleph+1} \frac{\omega_j}{2} (\hat{q}_j^2 + \hat{p}_j^2) + \sum_{j=1}^{2\aleph} g_j (\hat{q}_j \hat{q}_{j+1} + \hat{p}_j \hat{p}_{j+1})$, where $\omega_j \in \mathbb{R}$, $j = 1, 2, \dots, 2\aleph + 1$, and $g_j \in \mathbb{R}$, $j = 1, 2, \dots, 2\aleph$. This type of Hamiltonian describes a set of nearest-neighbour beam-splitter-like interactions. (ii) Only the central (i.e., the $(\aleph + 1)$ th) oscillator of the chain is coupled to the reservoir. That is, the coupling vector \hat{L} reduces to a single Lindblad operator which is of the form $\hat{L} = c_1 \hat{q}_{\aleph+1} + c_2 \hat{p}_{\aleph+1}$, where $c_1 \in \mathbb{C}$ and $c_2 \in \mathbb{C}$. A quantum harmonic oscillator chain subject to the above two constraints should be relatively easy to implement experimentally. We then develop an exhaustive parametrization of all those pure Gaussian states that can be prepared by this type of quantum harmonic oscillator chain. This parametrization allows us to determine the entanglement properties of the corresponding pure Gaussian states. For example, for the quantum chain considered in [21], oscillators located at equal distances, on the left and right, from the central one are entangled in pairs. However, using the parametrization developed in this paper, we can find pure Gaussian states for which any two oscillators (except the central oscillator) in the chain are entangled. Note that a chain structure of quantum harmonic oscillators has also been studied in, e.g., [22, 23].

It is worth remarking that although in this paper, we only consider the case where the chain has an odd number of quantum harmonic oscillators, the method developed here can be easily extended to handle the case where the number of the oscillators is even, as we have previously done in [18, 24]. The method developed in this paper can also be easily extended to handle the case where the reservoir acts locally on an arbitrary oscillator in the chain (not

necessarily the central one). The parametrizations of pure Gaussian steady states in these cases involve a similar method of analysis to the method here, and hence are omitted.

The paper is organized as follows. In Section 2, we summarize some basic concepts and results on pure Gaussian states. In Section 3, we define the type of open quantum harmonic oscillator chain under consideration. Section 4 and Section 5 contain the main result of this paper. In Section 4, we characterize all stationary pure Gaussian states that can be prepared by a quantum harmonic oscillator chain with a single reservoir acting locally on the central oscillator of the chain. This characterization is formulated as a theorem. To make the result more accessible to the reader, we also provide an equivalent algorithm in Section 5 for finding such pure Gaussian states. Applying the algorithm generates pure Gaussian state covariance matrices. The algorithm also enables us to determine the steady-state entanglement properties of the quantum harmonic oscillator chains. The proof of the main theorem is left to the Appendix.

Notation. We use \mathbb{R} to denote the set of real numbers and \mathbb{C} to denote the set of complex numbers. The set of real $m \times n$ matrices is denoted $\mathbb{R}^{m \times n}$, and the set of complex-entried $m \times n$ matrices is denoted $\mathbb{C}^{m \times n}$. I_n is the $n \times n$ identity matrix. $0_{m \times n}$ is the $m \times n$ zero matrix. $\|\cdot\|$ denotes the Euclidean norm (l_2 -norm) of a vector. The superscript $*$ denotes either the complex conjugate of a complex number or the adjoint of an operator. For a matrix $A = [A_{jk}] \in \mathbb{C}^{m \times n}$, $A^\top = [A_{kj}]$ denotes the transpose of A , and $A^\dagger = [A_{kj}^*]$ denotes the complex conjugate transpose of A . For a matrix $A = [A_{jk}]$ with operator-valued entries, $A^\top = [A_{kj}]$ denotes the transpose of A , and $A^\dagger = [A_{kj}^*]$ denotes the transpose of A with its elements replaced by the corresponding adjoint operators. For a real symmetric matrix $A = A^\top \in \mathbb{R}^{n \times n}$, $A > 0$ means that A is positive definite. We denote by $\text{diag}[A_1, \dots, A_n]$ the block diagonal matrix whose diagonal blocks are A_j , $j = 1, 2, \dots, n$. $\det(A)$ denotes the determinant of the matrix A .

2. Preliminaries

We consider a continuous-variable quantum system consisting of N canonical bosonic modes. Suppose \hat{q}_j and \hat{p}_j are the position and momentum operators for the j th mode, respectively. In particular, these operators satisfy the following commutation relations (we use $\hbar = 1$ throughout the paper)

$$[\hat{q}_j, \hat{p}_k] = i\delta_{jk}, \quad [\hat{q}_j, \hat{q}_k] = 0, \quad \text{and} \quad [\hat{p}_j, \hat{p}_k] = 0.$$

It is convenient to arrange the self-adjoint operators \hat{q}_j , \hat{p}_j into a column vector $\hat{x} = [\hat{q}_1 \cdots \hat{q}_N \hat{p}_1 \cdots \hat{p}_N]^\top$. Then the commutation relations can be written as $[\hat{x}_j, \hat{x}_k] = i\Sigma_{jk}$, where Σ_{jk} is the (j, k) element of the matrix $\Sigma = \begin{bmatrix} 0 & I_N \\ -I_N & 0 \end{bmatrix}$.

Let $\hat{\rho}$ be the density operator of the system. Then the mean value of the vector \hat{x} is given by $\langle \hat{x} \rangle = [\text{tr}(\hat{q}_1 \hat{\rho}) \cdots \text{tr}(\hat{q}_N \hat{\rho}) \text{tr}(\hat{p}_1 \hat{\rho}) \cdots \text{tr}(\hat{p}_N \hat{\rho})]^\top$ and the covariance matrix of the vector \hat{x} is given by $V = \frac{1}{2} \langle \Delta \hat{x} \Delta \hat{x}^\top + (\Delta \hat{x} \Delta \hat{x}^\top)^\top \rangle$, where $\Delta \hat{x} = \hat{x} - \langle \hat{x} \rangle$. A Gaussian state is entirely characterized by its mean vector $\langle \hat{x} \rangle$ and its covariance matrix V . Because the mean vector

$\langle \hat{x} \rangle$ contains no information about noise and entanglement, it is irrelevant for our purpose and will be set to zero without loss of generality. The purity of a Gaussian state is given by $p = \text{tr}(\hat{\rho}^2) = 2^{-N}/\sqrt{\det(V)}$. A Gaussian state with covariance matrix V is pure if and only if $\det(V) = 2^{-2N}$.

The covariance matrix of a pure Gaussian state is a real and symmetric matrix which must satisfy $V + \frac{i}{2}\Sigma \geq 0$. It then follows that $V > 0$ [6, 25–27]. However, not all real, positive definite matrices correspond to the covariance matrix of a pure Gaussian state. If a matrix V corresponds to the covariance matrix of an N -mode pure Gaussian state, it can always be decomposed as

$$V = \frac{1}{2} \begin{bmatrix} Y^{-1} & Y^{-1}X \\ XY^{-1} & XY^{-1}X + Y \end{bmatrix}, \quad (2)$$

where $X = X^\top \in \mathbb{R}^{N \times N}$, $Y = Y^\top \in \mathbb{R}^{N \times N}$ and $Y > 0$ [28]. For example, the covariance matrix V of the N -mode vacuum state is given by $V = \frac{1}{2}I_{2N}$. In this case, using (2), we obtain $X = 0_{N \times N}$ and $Y = I_N$. Let us define $Z \triangleq X + iY$. Given the matrix Z , a covariance matrix can be constructed from the real part X and the imaginary part Y of Z using (2). Thus, the matrix Z uniquely characterizes a pure Gaussian state. We refer to $Z = X + iY$ as the *Gaussian graph matrix* [28]. Note that, to ensure that the corresponding state is physical, the Gaussian graph matrix Z must satisfy $\text{Re}(Z) = \text{Re}(Z)^\top$ and $\text{Im}(Z) = \text{Im}(Z)^\top > 0$.

Suppose that the system Hamiltonian in (1) is quadratic in the quadrature operators, i.e., $\hat{H} = \frac{1}{2}\hat{x}^\top G \hat{x}$, with $G = G^\top \in \mathbb{R}^{2N \times 2N}$, the coupling vector is linear in the quadrature operators, i.e., $\hat{L} = C\hat{x}$, with $C \in \mathbb{C}^{K \times 2N}$, and the dynamics of the density operator $\hat{\rho}$ obey the Markovian Lindblad master equation (1). Then from (1), we can obtain the following dynamical equations for the mean vector $\langle \hat{x}(t) \rangle$ and the covariance matrix $V(t)$ of the canonical operators:

$$\left\{ \begin{array}{l} \frac{d\langle \hat{x}(t) \rangle}{dt} = \mathcal{A} \langle \hat{x}(t) \rangle, \\ \frac{dV(t)}{dt} = \mathcal{A}V(t) + V(t)\mathcal{A}^\top + \mathcal{D}, \end{array} \right. \quad (3)$$

$$\left\{ \begin{array}{l} \frac{d\langle \hat{x}(t) \rangle}{dt} = \mathcal{A} \langle \hat{x}(t) \rangle, \\ \frac{dV(t)}{dt} = \mathcal{A}V(t) + V(t)\mathcal{A}^\top + \mathcal{D}, \end{array} \right. \quad (4)$$

where $\mathcal{A} = \Sigma(G + \text{Im}(C^\dagger C))$ and $\mathcal{D} = \Sigma \text{Re}(C^\dagger C) \Sigma^\top$ are referred to as drift and diffusion matrices, respectively [29], [19, Chapter 6]. The linearity of the dynamics guarantees that if the system is initially prepared in a Gaussian state, then the system will maintain this Gaussian character, with the mean vector $\langle \hat{x}(t) \rangle$ and the covariance matrix $V(t)$ evolving according to (3) and (4), respectively. We shall be particularly interested in the unique steady state of the master equation (1) with the covariance matrix $V(\infty)$. Recently, a necessary and sufficient condition has been obtained in [13, 14] for preparing an arbitrary pure Gaussian steady state via reservoir engineering. The result is summarized in the following Lemma.

Lemma 1 ([13, 14]). Let $Z = X + iY$ be the Gaussian graph matrix of an N -mode pure Gaussian state. Then this pure Gaussian state is the steady state of the master equation (1) if and only if

$$G = \begin{bmatrix} XRX + YRY - \Gamma Y^{-1}X - XY^{-1}\Gamma^\top & -XR + \Gamma Y^{-1} \\ -RX + Y^{-1}\Gamma^\top & R \end{bmatrix}, \quad (5)$$

and

$$C = P^\top [-Z \ I_N], \quad (6)$$

where $R = R^\top \in \mathbb{R}^{N \times N}$, $\Gamma = -\Gamma^\top \in \mathbb{R}^{N \times N}$, and $P \in \mathbb{C}^{N \times K}$ are free matrices satisfying the following rank condition

$$\text{rank}([P \ QP \ \cdots \ Q^{N-1}P]) = N, \quad Q \triangleq -iRY + Y^{-1}\Gamma. \quad (7)$$

Remark 1. A pair (A_1, A_2) where $A_1 \in \mathbb{C}^{n \times n}$ and $A_2 \in \mathbb{C}^{n \times m}$ is said to be *controllable* if the matrix $[A_2 \ A_1A_2 \ \cdots \ A_1^{n-1}A_2]$ has full row rank [30]. It then follows that the rank condition (7) is equivalent to (Q, P) being controllable.

Remark 2. The rank condition (7) guarantees the strict stability of the resulting linear quantum system with $\hat{H} = \frac{1}{2}\hat{x}^\top G\hat{x}$ and $\hat{L} = C\hat{x}$; see [14, 17] for details.

3. Constraints

In the sequel, we restrict our consideration to a special class of linear open quantum systems, i.e., quantum harmonic oscillator chains subject to constraints. Then in Section 4, we will investigate which pure Gaussian states can be prepared by this type of quantum harmonic oscillator chain. The system we consider is a chain consisting of $(2\aleph + 1)$ harmonic oscillators, labelled 1 to $(2\aleph + 1)$ from left to right, subject to the following two constraints.

- ① The Hamiltonian \hat{H} is of the form $\hat{H} = \sum_{j=1}^{2\aleph+1} \frac{\omega_j}{2} (\hat{q}_j^2 + \hat{p}_j^2) + \sum_{j=1}^{2\aleph} g_j (\hat{q}_j \hat{q}_{j+1} + \hat{p}_j \hat{p}_{j+1})$, where $\omega_j \in \mathbb{R}$, $j = 1, 2, \dots, 2\aleph + 1$, and $g_j \in \mathbb{R}$, $j = 1, 2, \dots, 2\aleph$.
- ② Only the central oscillator of the chain is coupled to the reservoir. That is, the coupling vector \hat{L} is of the form $\hat{L} = c_1 \hat{q}_{\aleph+1} + c_2 \hat{p}_{\aleph+1}$, where $c_1 \in \mathbb{C}$ and $c_2 \in \mathbb{C}$.

Remark 3. The structure of the linear quantum system subject to the constraints ① and ② is shown in Fig. 1. The system is a chain composed of $(2\aleph + 1)$ quantum harmonic oscillators with nearest-neighbour Hamiltonian interactions. Only the central (i.e., $(\aleph + 1)$ th) oscillator of the chain is coupled to the reservoir. The Hamiltonian described in the constraint ① can be rewritten in terms of annihilation and creation operators as

$$\begin{aligned} \hat{H} &= \sum_{j=1}^{2\aleph+1} \frac{\omega_j}{2} (\hat{q}_j^2 + \hat{p}_j^2) + \sum_{j=1}^{2\aleph} g_j (\hat{q}_j \hat{q}_{j+1} + \hat{p}_j \hat{p}_{j+1}) \\ &= \sum_{j=1}^{2\aleph+1} \frac{\omega_j}{2} (\hat{a}_j^* \hat{a}_j + \hat{a}_j \hat{a}_j^*) + \sum_{j=1}^{2\aleph} g_j (\hat{a}_j^* \hat{a}_{j+1} + \hat{a}_j \hat{a}_{j+1}^*), \\ &= \sum_{j=1}^{2\aleph+1} \frac{\omega_j}{2} (2\hat{a}_j^* \hat{a}_j + 1) + \sum_{j=1}^{2\aleph} g_j (\hat{a}_j^* \hat{a}_{j+1} + \hat{a}_j \hat{a}_{j+1}^*), \\ &\cong \sum_{j=1}^{2\aleph+1} \omega_j \hat{a}_j^* \hat{a}_j + \sum_{j=1}^{2\aleph} g_j (\hat{a}_j^* \hat{a}_{j+1} + \hat{a}_j \hat{a}_{j+1}^*), \end{aligned} \quad (8)$$

where $\hat{a}_j = \frac{\hat{q}_j + i\hat{p}_j}{\sqrt{2}}$ and $\hat{a}_j^* = \frac{\hat{q}_j - i\hat{p}_j}{\sqrt{2}}$ are the annihilation and creation operators for the j th oscillator, respectively. The last relation follows from the fact that a constant term in the Hamiltonian does not produce any dynamics, and hence can be dropped. It can be seen immediately from (8) that the nearest-neighbour Hamiltonian coupling is a beam-splitter-like interaction. Note that in the constraint ①, we require only that the parameters ω_j , $j = 1, 2, \dots, 2\aleph + 1$, and g_j , $j = 1, 2, \dots, 2\aleph$, are real. These parameters do not necessarily have the same or opposite values. Thus, the linear quantum harmonic oscillator chain subject to the constraints ① and ② is more general than the system studied in [21], where some symmetries and antisymmetries are assumed within the parameters ω_j , $j = 1, 2, \dots, 2\aleph + 1$, and g_j , $j = 1, 2, \dots, 2\aleph$.

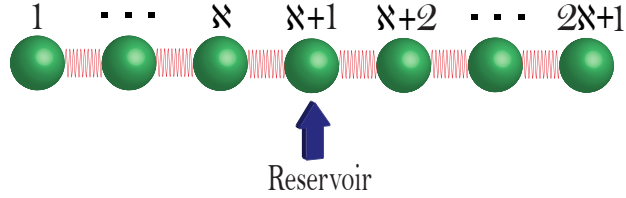


Figure 1. A chain consisting of $(2\aleph + 1)$ quantum harmonic oscillators with nearest-neighbour Hamiltonian interactions. Only the central oscillator of the chain is coupled to the reservoir.

Proposition 1. The $(2\aleph + 1)$ -mode vacuum state, as a trivial pure Gaussian state, can be prepared by a quantum harmonic oscillator chain subject to the two constraints ① and ②.

Proof. We prove this result by construction. We choose $P = [0_{1 \times \aleph} \quad i \quad 0_{1 \times \aleph}]^\top$, $\Gamma = 0$,

$$\text{and } R = \begin{bmatrix} -2 & 1 & & & & & & & & & 0 \\ 1 & -2 & \ddots & & & & & & & & \\ & \ddots & \ddots & 1 & & & & & & & \\ & & 1 & -2 & 1 & & & & & & \\ & & & 1 & 0 & 1 & & & & & \\ & & & & 1 & 2 & 1 & & & & \\ & & & & & 1 & 2 & \ddots & & & \\ & & & & & & \ddots & \ddots & 1 & & \\ 0 & & & & & & & & 1 & 2 & \end{bmatrix} \in \mathbb{R}^{(2\aleph+1) \times (2\aleph+1)} \text{ in (5) and (6). We next}$$

show that the resulting quantum system with Hamiltonian $\hat{H} = \frac{1}{2}\hat{x}^\top G\hat{x}$ and coupling vector $\hat{L} = C\hat{x}$ satisfies the constraints ① and ② and generates the $(2\aleph + 1)$ -mode vacuum state. Recall that the Gaussian graph matrix Z corresponding to the $(2\aleph + 1)$ -mode vacuum state is given by $Z = iI_{2\aleph+1}$. Therefore, we have $X = 0$ and $Y = I_{2\aleph+1}$. We need to show that the rank constraint (7) holds with the chosen matrices P , Γ and R . That is, we need to show (Q, P) is controllable. Since $Q = -iR$, it suffices to show (R, P) is controllable. Let $\mathcal{P}_1 \triangleq$

$\begin{bmatrix} 0_{1 \times \aleph} & 1 & 0_{1 \times \aleph} \\ I_{\aleph} & 0_{\aleph \times 1} & 0_{\aleph \times \aleph} \\ 0_{\aleph \times \aleph} & 0_{\aleph \times 1} & I_{\aleph} \end{bmatrix}$. Then we have $\mathcal{P}_1 P = \begin{bmatrix} i \\ 0_{2\aleph \times 1} \end{bmatrix}$ and $\mathcal{P}_1 R \mathcal{P}_1^\top = \begin{bmatrix} 0 & \check{R}_{21}^\top \\ \check{R}_{21} & \check{R}_{22} \end{bmatrix}$, where

$$\check{R}_{21} = \begin{bmatrix} 0_{(\aleph-1) \times 1} \\ 1 \\ 1 \\ 0_{(\aleph-1) \times 1} \end{bmatrix}, \quad \check{R}_{22} = \left[\begin{array}{c|c} \check{R}_{22,1} & 0_{\aleph \times \aleph} \\ \hline 0_{\aleph \times \aleph} & \check{R}_{22,2} \end{array} \right], \quad \check{R}_{22,1} = \begin{bmatrix} -2 & 1 & 0 \\ 1 & -2 & \ddots \\ & \ddots & \ddots & 1 \\ 0 & & & 1 & -2 \end{bmatrix} \quad \text{and } \check{R}_{22,2} =$$

$$\begin{bmatrix} 2 & 1 & 0 \\ 1 & 2 & \ddots \\ & \ddots & \ddots & 1 \\ 0 & & & 1 & 2 \end{bmatrix}. \quad \text{Using Lemma 4 in [24], we only need to show that } (\mathcal{P}_1 R \mathcal{P}_1^\top, \mathcal{P}_1 P) \text{ is}$$

controllable. Since $\mathcal{P}_1 P = \begin{bmatrix} i \\ 0_{2\aleph \times 1} \end{bmatrix}$ and $\mathcal{P}_1 R \mathcal{P}_1^\top = \begin{bmatrix} 0 & \check{R}_{21}^\top \\ \check{R}_{21} & \check{R}_{22} \end{bmatrix}$, according to Lemma 5 in [24], it suffices to show $(\check{R}_{22}, \check{R}_{21})$ is controllable. According to Lemma 6 in [24], it suffices to show that $(\check{R}_{22,1}, \begin{bmatrix} 0_{(\aleph-1) \times 1} \\ 1 \end{bmatrix})$ and $(\check{R}_{22,2}, \begin{bmatrix} 1 \\ 0_{(\aleph-1) \times 1} \end{bmatrix})$ are both controllable and that $\check{R}_{22,1}$ and $\check{R}_{22,2}$ have no common eigenvalues. Applying Lemma 5 in [24] recursively, we can easily establish that $(\check{R}_{22,2}, \begin{bmatrix} 1 \\ 0_{(\aleph-1) \times 1} \end{bmatrix})$ is controllable. Using a similar method, it can be established that $(\check{R}_{22,1}, \begin{bmatrix} 0_{(\aleph-1) \times 1} \\ 1 \end{bmatrix})$ is controllable. Next we show that $\check{R}_{22,1}$ and $\check{R}_{22,2}$ have no common eigenvalues. It follows from Theorem 2.2 in [31] that the eigenvalues of $\check{R}_{22,1}$ are $\lambda_1 = -2 - 2\cos(j\pi/(\aleph + 1))$, $j = 1, 2, \dots, \aleph$, and the eigenvalues of $\check{R}_{22,2}$ are $\lambda_2 = 2 - 2\cos(j\pi/(\aleph + 1))$, $j = 1, 2, \dots, \aleph$. Since $\lambda_1 < 0 < \lambda_2$, it follows that $\check{R}_{22,1}$ and $\check{R}_{22,2}$ have no common eigenvalues. Combining the results above, we conclude that the rank constraint (7) holds. Therefore, the resulting linear quantum system is strictly stable and generates the $(2\aleph + 1)$ -mode vacuum state. Substituting the matrices P , Γ and R into (5) and (6), we obtain the system Hamiltonian $\hat{H} = \frac{1}{2} \hat{x}^\top G \hat{x} = - \sum_{j=1}^{\aleph} (\hat{q}_j^2 + \hat{p}_j^2) + \sum_{j=\aleph+2}^{2\aleph+1} (\hat{q}_j^2 + \hat{p}_j^2) + \sum_{j=1}^{2\aleph} (\hat{q}_j \hat{q}_{j+1} + \hat{p}_j \hat{p}_{j+1})$, which satisfies the constraint ①. The coupling vector is given by $\hat{L} = C \hat{x} = \hat{q}_{\aleph+1} + i \hat{p}_{\aleph+1} = \sqrt{2} \hat{a}_{\aleph+1}$, where $\hat{a}_{\aleph+1} = (\hat{q}_{\aleph+1} + i \hat{p}_{\aleph+1})/\sqrt{2}$ is the annihilation operator for the $(\aleph + 1)$ th mode. It can be seen that the coupling vector \hat{L} obtained here satisfies the constraint ②. Thus, we obtain a desired quantum system that satisfies the constraints ① and ②, and also generates the $(2\aleph + 1)$ -mode vacuum state. \square

4. Parametrization

In Proposition 1, we have shown that the $(2\aleph + 1)$ -mode vacuum state can be prepared by a quantum harmonic oscillator chain subject to the two constraints ① and ②. It is natural to ask if there exist other pure Gaussian states that can be prepared by quantum harmonic oscillator

chains subject to ① and ②. The aim of this section is to develop an answer to this question. We will provide a full parametrization of such pure Gaussian states. The main result is given in Theorem 1. Before providing it, we need several preliminary results.

Definition 1 ([32]). A matrix T is called tridiagonal if $T_{jk} = 0$ whenever $|j - k| > 1$.

Definition 2 ([33]). A symmetric tridiagonal matrix $T = \begin{bmatrix} \alpha_1 & \beta_1 & & 0 \\ \beta_1 & \alpha_2 & \ddots & \\ & \ddots & \ddots & \beta_{n-1} \\ 0 & & \beta_{n-1} & \alpha_n \end{bmatrix}$ is said to be unreduced if $\beta_j \neq 0$, $j = 1, 2, \dots, n - 1$.

Definition 3 ([32]). A *Jacobi matrix* is a real symmetric tridiagonal matrix with positive subdiagonal entries.

Example 1. $T_+ = \begin{bmatrix} \alpha_1 & \beta_1 & & 0 \\ \beta_1 & \alpha_2 & \ddots & \\ & \ddots & \ddots & \beta_{n-1} \\ 0 & & \beta_{n-1} & \alpha_n \end{bmatrix}$ is a Jacobi matrix if $\alpha_j \in \mathbb{R}$, $j = 1, 2, \dots, n$ and $\beta_j \in \mathbb{R}$, $\beta_j > 0$, $j = 1, 2, \dots, n - 1$.

Lemma 2 ([33]). Suppose $T_+ = \mathcal{Q}_+^\top D \mathcal{Q}_+$, where T_+ is a Jacobi matrix, $\mathcal{Q}_+ = [\mathbf{q}_1 \ \mathbf{q}_2 \ \dots \ \mathbf{q}_n]$ is a real orthogonal matrix and D is a real diagonal matrix. Then T_+ and \mathcal{Q}_+ are uniquely determined by D and \mathbf{q}_1 or by D and \mathbf{q}_n .

Suppose $T_+ = \mathcal{Q}_+^\top D \mathcal{Q}_+$. Then given D and \mathbf{q}_1 , we can use the following iterative algorithm to solve for T_+ and \mathcal{Q}_+ [33, Chapter 7].

Algorithm 1: Given $D \in \mathbb{R}^{n \times n}$ and $\mathbf{q}_1 \in \mathbb{R}^{n \times 1}$, solve for T_+ and \mathcal{Q}_+ .

Initialize: Define $\beta_0 = 0$ and $\mathbf{q}_0 = \mathbf{0}_{n \times 1}$. Set $j = 1$.

repeat

1. Compute $\alpha_j = \mathbf{q}_j^\top D \mathbf{q}_j$.
2. Stopping criterion. **Quit** if $j = n$.
3. Compute $\mathbf{r}_j \triangleq D \mathbf{q}_j - \mathbf{q}_j \alpha_j - \mathbf{q}_{j-1} \beta_{j-1}$.
4. Compute $\beta_j = \|\mathbf{r}_j\|$.
5. Compute $\mathbf{q}_{j+1} = \mathbf{r}_j / \beta_j$.
6. Update $j := j + 1$.

For convenience, we introduce the following notation.

- **Alg1** $_{T_+}(D, \mathbf{q}_1)$: the Jacobi matrix T_+ obtained from Algorithm 1 for given D and \mathbf{q}_1 .
- **Alg1** $_{\mathcal{Q}_+}(D, \mathbf{q}_1)$: the real orthogonal matrix \mathcal{Q}_+ obtained from Algorithm 1 for given D and \mathbf{q}_1 .

Suppose $T_+ = \mathcal{Q}_+^\top D \mathcal{Q}_+$. Then given D and \mathbf{q}_n , we can use the following iterative

algorithm to solve for T_+ and \mathcal{Q}_+ [33, Chapter 7].

Algorithm 2: Given $D \in \mathbb{R}^{n \times n}$ and $\mathbf{q}_n \in \mathbb{R}^{n \times 1}$, solve for T_+ and \mathcal{Q}_+ .

Initialize: Define $\beta_n = 0$ and $\mathbf{q}_{n+1} = \mathbf{0}_{n \times 1}$. Set $j = n$.

repeat

1. Compute $\alpha_j = \mathbf{q}_j^\top D \mathbf{q}_j$.
2. Stopping criterion. **Quit** if $j = 1$.
3. Compute $\mathbf{r}_{j-1} \triangleq D \mathbf{q}_j - \mathbf{q}_j \alpha_j - \mathbf{q}_{j+1} \beta_j$.
4. Compute $\beta_{j-1} = \|\mathbf{r}_{j-1}\|$.
5. Compute $\mathbf{q}_{j-1} = \mathbf{r}_{j-1} / \beta_{j-1}$.
6. Update $j := j - 1$.

For convenience, we introduce the following notation.

- **Alg2** $_{T_+}(D, \mathbf{q}_n)$: the Jacobi matrix T_+ obtained from Algorithm 2 for given D and \mathbf{q}_n .
- **Alg2** $_{\mathcal{Q}_+}(D, \mathbf{q}_n)$: the real orthogonal matrix \mathcal{Q}_+ obtained from Algorithm 2 for given D and \mathbf{q}_n .

Remark 4. Algorithm 1 and Algorithm 2 are referred to as *Lanczos algorithms* [34]. Note that Algorithm 1 and Algorithm 2 work well under the conditions described in Lemma 2. However, if we feed an arbitrary real diagonal matrix D and an arbitrary real unit vector \mathbf{q}_1 into Algorithm 1, the algorithm may fail to find a Jacobi matrix T_+ and a real orthogonal matrix \mathcal{Q}_+ . For example, if $D = I_n$ and $\mathbf{q}_1 = [1 \ 0_{1 \times (n-1)}]^\top$, then Algorithm 1 will terminate at the first step since $\beta_1 = 0$. Hence there does not exist a Jacobi matrix T_+ and a real orthogonal matrix $\mathcal{Q}_+ = [\mathbf{q}_1 \ \mathbf{q}_2 \ \cdots \ \mathbf{q}_n]$ such that $T_+ = \mathcal{Q}_+^\top D \mathcal{Q}_+$ in this case. A similar situation can occur for Algorithm 2.

To ensure that Algorithm 1 works, we have the following result.

Lemma 3 ([34]). Suppose $D \in \mathbb{R}^{n \times n}$ is a real diagonal matrix and $\mathbf{q}_1 \in \mathbb{R}^{n \times 1}$ is a real unit vector. If

$$\text{rank}([\mathbf{q}_1 \ D\mathbf{q}_1 \ \cdots \ D^{n-1}\mathbf{q}_1]) = n,$$

then D and \mathbf{q}_1 uniquely determine a Jacobi matrix T_+ and a real orthogonal matrix $\mathcal{Q}_+ = [\mathbf{q}_1 \ \mathbf{q}_2 \ \cdots \ \mathbf{q}_n]$, such that $T_+ = \mathcal{Q}_+^\top D \mathcal{Q}_+$. In addition, T_+ and \mathcal{Q}_+ can be obtained from Algorithm 1.

To ensure that Algorithm 2 works, we have a similar result.

Lemma 4. Suppose $D \in \mathbb{R}^{n \times n}$ is a real diagonal matrix and $\mathbf{q}_n \in \mathbb{R}^{n \times 1}$ is a real unit vector. If

$$\text{rank}([\mathbf{q}_n \ D\mathbf{q}_n \ \cdots \ D^{n-1}\mathbf{q}_n]) = n,$$

then D and \mathbf{q}_n uniquely determine a Jacobi matrix T_+ and a real orthogonal matrix $\mathcal{Q}_+ = [\mathbf{q}_1 \ \mathbf{q}_2 \ \cdots \ \mathbf{q}_n]$, such that $T_+ = \mathcal{Q}_+^\top D \mathcal{Q}_+$. In addition, T_+ and \mathcal{Q}_+ can be obtained from Algorithm 2.

Proof. Because $\text{rank}([\mathbf{q}_n \ D\mathbf{q}_n \ \cdots \ D^{n-1}\mathbf{q}_n]) = n$, it follows from Lemma 3 that D and \mathbf{q}_n uniquely determine a Jacobi matrix \tilde{T}_+ and a real orthogonal matrix $\tilde{\mathcal{Q}}_+ =$

$$[\mathbf{q}_n \ \mathbf{q}_{n-1} \ \cdots \ \mathbf{q}_1], \text{ such that } \tilde{T}_+ = \tilde{\mathcal{Q}}_+^\top D \tilde{\mathcal{Q}}_+. \text{ Let } \mathcal{P}_T = \begin{bmatrix} 0 & & & 1 \\ & & & \\ & & 1 & \\ & \ddots & & \\ 1 & & & 0 \end{bmatrix}. \text{ Then we have}$$

$\mathcal{P}_T \tilde{T}_+ \mathcal{P}_T = \mathcal{P}_T \tilde{\mathcal{Q}}_+^\top D \tilde{\mathcal{Q}}_+ \mathcal{P}_T$. Let $T_+ = \mathcal{P}_T \tilde{T}_+ \mathcal{P}_T$ and $\mathcal{Q}_+ = \tilde{\mathcal{Q}}_+ \mathcal{P}_T$. We have $T_+ = \mathcal{Q}_+^\top D \mathcal{Q}_+$. It is straightforward to show that T_+ is a Jacobi matrix and that \mathcal{Q}_+ is a real orthogonal matrix with the last column being \mathbf{q}_n . The uniqueness of T_+ and \mathcal{Q}_+ follows immediately from Lemma 2. Thus, T_+ and \mathcal{Q}_+ can be obtained from Algorithm 2. \square

Next we provide our main result which parametrizes the class of pure Gaussian states that can be prepared by quantum harmonic oscillator chains subject to the constraints ① and ②.

Theorem 1. A $(2\aleph + 1)$ -mode pure Gaussian state can be prepared by a quantum harmonic oscillator chain subject to the constraints ① and ② if and only if its Gaussian graph matrix can be written as

$$Z = \mathcal{P}_1^\top \begin{bmatrix} \bar{z} & 0_{1 \times 2\aleph} \\ 0_{2\aleph \times 1} & \mathcal{Q}^\top \mathcal{P}_2^\top \tilde{Z} \mathcal{P}_2 \mathcal{Q} \end{bmatrix} \mathcal{P}_1, \quad \tilde{Z} = \begin{bmatrix} \tilde{Z}_1 & & 0 \\ & \ddots & \\ 0 & & \tilde{Z}_\aleph \end{bmatrix}, \quad (9)$$

where $\bar{z} \in \Lambda$, $\tilde{Z}_j \in \left\{ \begin{bmatrix} \frac{\bar{z}^2-1}{2\bar{z}} & \frac{\bar{z}^2+1}{2\bar{z}} \\ \frac{\bar{z}^2+1}{2\bar{z}} & \frac{\bar{z}^2-1}{2\bar{z}} \end{bmatrix}, \begin{bmatrix} \frac{\bar{z}^2-1}{2\bar{z}} & -\frac{\bar{z}^2+1}{2\bar{z}} \\ -\frac{\bar{z}^2+1}{2\bar{z}} & \frac{\bar{z}^2-1}{2\bar{z}} \end{bmatrix} \right\}$, $j = 1, 2, \dots, \aleph$, $\mathcal{P}_1 = \begin{bmatrix} 0_{1 \times \aleph} & 1 & 0_{1 \times \aleph} \\ I_\aleph & 0_{\aleph \times 1} & 0_{\aleph \times \aleph} \\ 0_{\aleph \times \aleph} & 0_{\aleph \times 1} & I_\aleph \end{bmatrix}$, \mathcal{P}_2 is a $2\aleph \times 2\aleph$ permutation matrix, $\mathcal{Q} = \begin{bmatrix} \mathcal{Q}_{11} & 0_{\aleph \times \aleph} \\ 0_{\aleph \times \aleph} & \mathcal{Q}_{22} \end{bmatrix}$ is a $2\aleph \times 2\aleph$ real orthogonal matrix with

$$\mathcal{Q}_{11} = \mathbf{Alg2}_{\mathcal{Q}_+}(\hat{\mathbf{R}}_{11}, \bar{\mathbf{q}}_\aleph \bar{\delta}_\aleph) \text{diag}[\bar{\delta}_1, \dots, \bar{\delta}_\aleph], \quad \bar{\delta}_j = \pm 1, \quad (10)$$

$$\mathcal{Q}_{22} = \mathbf{Alg1}_{\mathcal{Q}_+}(\hat{\mathbf{R}}_{22}, \bar{\mathbf{q}}_1 \bar{\delta}_1) \text{diag}[\bar{\delta}_1, \dots, \bar{\delta}_\aleph], \quad \bar{\delta}_j = \pm 1, \quad (11)$$

$$\hat{\mathbf{R}}_{11} = [I_\aleph \ 0_{\aleph \times \aleph}] \mathcal{P}_2^\top \bar{\mathbf{R}} \mathcal{P}_2 [I_\aleph \ 0_{\aleph \times \aleph}]^\top, \quad (12)$$

$$\hat{\mathbf{R}}_{22} = [0_{\aleph \times \aleph} \ I_\aleph] \mathcal{P}_2^\top \bar{\mathbf{R}} \mathcal{P}_2 [0_{\aleph \times \aleph} \ I_\aleph]^\top, \quad (13)$$

$$\bar{\mathbf{R}} = \text{diag}[r_1, -r_1, r_2, -r_2, \dots, r_\aleph, -r_\aleph],$$

$$\text{with } r_j \in \mathbb{R}, \ r_j \neq 0, \ |r_j| \neq |r_k| \text{ whenever } j \neq k, \quad (14)$$

$$\bar{\mathbf{q}}_\aleph = \pm \frac{[I_\aleph \ 0_{\aleph \times \aleph}] \mathcal{P}_2^\top \boldsymbol{\rho}}{\| [I_\aleph \ 0_{\aleph \times \aleph}] \mathcal{P}_2^\top \boldsymbol{\rho} \|}, \quad (15)$$

$$\bar{\mathbf{q}}_1 = \pm \frac{[0_{\aleph \times \aleph} \ I_\aleph] \mathcal{P}_2^\top \boldsymbol{\rho}}{\| [0_{\aleph \times \aleph} \ I_\aleph] \mathcal{P}_2^\top \boldsymbol{\rho} \|}, \quad (16)$$

$\boldsymbol{\rho} \in \mathbb{R}^{2\aleph \times 1}$ is a real eigenvector having no zero entries

associated with the eigenvalue $-\frac{1}{\bar{z}}$ of \bar{Z} . (17)

Here $\Lambda \triangleq \{z \mid z \in \mathbb{C} \text{ and } \text{Im}(z) > 0\}$.

Remark 5. If $\bar{z} = i$, we have $\tilde{Z}_j = iI_2$, $j = 1, 2, \dots, \aleph$. It follows that $\bar{Z} = iI_{2\aleph}$. Then we have $Z = iI_{2\aleph+1}$ which corresponds to the Gaussian graph matrix of the $(2\aleph + 1)$ -mode vacuum state.

Remark 6. If $\bar{z} \neq i$, the vector \wp in (17) is of the form $\wp = [\tilde{\wp}_1^\top \ \dots \ \tilde{\wp}_\aleph^\top]^\top$, where

$$\begin{cases} \tilde{\wp}_j = \begin{bmatrix} \tau_j \\ -\tau_j \end{bmatrix}, \quad \tau_j \in \mathbb{R}, \quad \tau_j \neq 0, \quad \text{if } \tilde{Z}_j = \begin{bmatrix} \frac{\bar{z}^2-1}{2\bar{z}} & \frac{\bar{z}^2+1}{2\bar{z}} \\ \frac{\bar{z}^2+1}{2\bar{z}} & \frac{\bar{z}^2-1}{2\bar{z}} \end{bmatrix}, \\ \tilde{\wp}_j = \begin{bmatrix} \tau_j \\ \tau_j \end{bmatrix}, \quad \tau_j \in \mathbb{R}, \quad \tau_j \neq 0, \quad \text{if } \tilde{Z}_j = \begin{bmatrix} \frac{\bar{z}^2-1}{2\bar{z}} & -\frac{\bar{z}^2+1}{2\bar{z}} \\ -\frac{\bar{z}^2+1}{2\bar{z}} & \frac{\bar{z}^2-1}{2\bar{z}} \end{bmatrix}. \end{cases}$$

The proof of Theorem 1 is provided in the Appendix. Next we give an example to illustrate Theorem 1.

Example 2. Consider a 7-mode ($\aleph = 3$) pure Gaussian state with Gaussian graph matrix given by

$$Z = i \begin{bmatrix} \cosh(2\alpha) & 0 & 0 & 0 & 0 & 0 & -\sinh(2\alpha) \\ 0 & \cosh(2\alpha) & 0 & 0 & 0 & \sinh(2\alpha) & 0 \\ 0 & 0 & \cosh(2\alpha) & 0 & -\sinh(2\alpha) & 0 & 0 \\ 0 & 0 & 0 & \cosh(2\alpha) + \sinh(2\alpha) & 0 & 0 & 0 \\ 0 & 0 & -\sinh(2\alpha) & 0 & \cosh(2\alpha) & 0 & 0 \\ 0 & \sinh(2\alpha) & 0 & 0 & 0 & \cosh(2\alpha) & 0 \\ -\sinh(2\alpha) & 0 & 0 & 0 & 0 & 0 & \cosh(2\alpha) \end{bmatrix}. \quad (18)$$

We already know from [21] that this pure Gaussian state can be generated by a quantum harmonic oscillator chain subject to the two constraints ① and ②. Next we show that the parametrization given by Theorem 1 successfully includes the Gaussian graph matrix (18) as a special case. In Theorem 1 let us choose

$$\begin{aligned} \bar{z} &= i(\cosh(2\alpha) + \sinh(2\alpha)), \\ \tilde{Z}_j &= i \begin{bmatrix} \cosh(2\alpha) & (-1)^j \sinh(2\alpha) \\ (-1)^j \sinh(2\alpha) & \cosh(2\alpha) \end{bmatrix}, \quad j = 1, 2, 3, \\ \mathcal{P}_2 &= \begin{bmatrix} 1 & 0 & 0 & 0 & 0 & 0 \\ 0 & 0 & 0 & 0 & 0 & 1 \\ 0 & 1 & 0 & 0 & 0 & 0 \\ 0 & 0 & 0 & 0 & 1 & 0 \\ 0 & 0 & 1 & 0 & 0 & 0 \\ 0 & 0 & 0 & 1 & 0 & 0 \end{bmatrix}, \\ \bar{R} &= \text{diag}[-1 - 2\sqrt{2}, 1 + 2\sqrt{2}, -1, 1, -1 + 2\sqrt{2}, 1 - 2\sqrt{2}], \end{aligned}$$

$$\begin{aligned}\rho &= [1 \quad 1 \quad \sqrt{2} \quad -\sqrt{2} \quad 1 \quad 1]^\top, \\ \bar{q}_3 &= \frac{[I_3 \quad 0_{3 \times 3}] \mathcal{P}_2^\top \rho}{\|[I_3 \quad 0_{3 \times 3}] \mathcal{P}_2^\top \rho\|} = \left[\frac{1}{2} \quad \frac{\sqrt{2}}{2} \quad \frac{1}{2} \right]^\top, \\ \bar{q}_1 &= \frac{[0_{3 \times 3} \quad I_3] \mathcal{P}_2^\top \rho}{\|[0_{3 \times 3} \quad I_3] \mathcal{P}_2^\top \rho\|} = \left[\frac{1}{2} \quad -\frac{\sqrt{2}}{2} \quad \frac{1}{2} \right]^\top, \\ \bar{\delta}_j &= \tilde{\delta}_j = 1, \quad j = 1, 2, 3.\end{aligned}$$

Then substituting \bar{R} and \mathcal{P}_2 into (12) and (13) yields

$$\begin{aligned}\hat{R}_{11} &= \text{diag}[-1 - 2\sqrt{2}, -1, -1 + 2\sqrt{2}], \\ \hat{R}_{22} &= \text{diag}[1 - 2\sqrt{2}, 1, 1 + 2\sqrt{2}].\end{aligned}$$

To solve for \mathcal{Q}_{11} and \mathcal{Q}_{22} in (10) and (11), we need to apply Algorithm 2 and Algorithm 1, respectively. We find $\mathcal{Q}_{11} = \mathcal{Q}_{22} = \begin{bmatrix} \frac{1}{2} & -\frac{\sqrt{2}}{2} & \frac{1}{2} \\ -\frac{\sqrt{2}}{2} & 0 & \frac{\sqrt{2}}{2} \\ \frac{1}{2} & \frac{\sqrt{2}}{2} & \frac{1}{2} \end{bmatrix}$. Substituting \mathcal{P}_1 ,

$\mathcal{Q} = \text{diag}[\mathcal{Q}_{11}, \mathcal{Q}_{22}]$, \mathcal{P}_2 , \bar{z} and \tilde{Z}_j , $j = 1, 2, 3$, obtained above into (9) gives exactly the same Z as (18). Thus, we conclude that the Gaussian graph matrix (18) is included in the parametrization given by Theorem 1.

Using Lemma 1, we can construct a quantum harmonic oscillator chain that satisfies the constraints ① and ② and also generates the pure Gaussian state with the Gaussian graph matrix (18). Let $R = \mathcal{P}_1^\top \begin{bmatrix} 0 & \check{R}_{21}^\top \\ \check{R}_{21} & \mathcal{Q}^\top \mathcal{P}_2^\top \bar{R} \mathcal{P}_2 \mathcal{Q} \end{bmatrix} \mathcal{P}_1$, where $\check{R}_{21} =$

$$\begin{bmatrix} 0_{2 \times 1} \\ \bar{q}_3^\top [I_3 \quad 0_{3 \times 3}] \mathcal{P}_2^\top \rho \\ \bar{q}_1^\top [0_{3 \times 3} \quad I_3] \mathcal{P}_2^\top \rho \\ 0_{2 \times 1} \end{bmatrix}, \Gamma = 0 \text{ and } P = i \frac{\cosh(\alpha) - \sinh(\alpha)}{\sqrt{2}} \begin{bmatrix} 0_{3 \times 1} \\ 1 \\ 0_{3 \times 1} \end{bmatrix} \text{ in (5) and (6). Then we obtain}$$

$$R = \begin{bmatrix} -1 & 2 & 0 & 0 & 0 & 0 & 0 \\ 2 & -1 & 2 & 0 & 0 & 0 & 0 \\ 0 & 2 & -1 & 2 & 0 & 0 & 0 \\ 0 & 0 & 2 & 0 & 2 & 0 & 0 \\ 0 & 0 & 0 & 2 & 1 & 2 & 0 \\ 0 & 0 & 0 & 0 & 2 & 1 & 2 \\ 0 & 0 & 0 & 0 & 0 & 2 & 1 \end{bmatrix}. \text{ It can be verified that the rank constraint (7) holds.}$$

Therefore, the resulting quantum harmonic oscillator chain is strictly stable and generates the pure Gaussian state with the Gaussian graph matrix (18). The system Hamiltonian is given by $\hat{H} = \frac{1}{2} \hat{x}^\top G \hat{x} = -\frac{1}{2} \sum_{j=1}^3 (\hat{q}_j^2 + \hat{p}_j^2) + \frac{1}{2} \sum_{j=5}^7 (\hat{q}_j^2 + \hat{p}_j^2) + 2 \sum_{j=1}^6 (\hat{q}_j \hat{q}_{j+1} + \hat{p}_j \hat{p}_{j+1})$, which satisfies the constraint ①. The coupling vector is given by $\hat{L} = C \hat{x} = i \frac{\cosh(\alpha) - \sinh(\alpha)}{\sqrt{2}} [-i((\cosh(2\alpha) + \sinh(2\alpha)) \hat{q}_4 + \hat{p}_4) = \frac{\cosh(\alpha) + \sinh(\alpha)}{\sqrt{2}} \hat{q}_4 + i \frac{\cosh(\alpha) - \sinh(\alpha)}{\sqrt{2}} \hat{p}_4 = \cosh(\alpha) \hat{a}_4 + \sinh(\alpha) \hat{a}_4^*$, which satisfies the constraint ②. Lastly, we remark that at steady state, the oscillators symmetrically located with respect to the central one are entangled

in pairs. The steady-state entanglement can be measured by the logarithmic negativity \mathcal{E} [35–37]. The pairwise bipartite entanglement values are given by $\mathcal{E}_{(1,7)} = \mathcal{E}_{(2,6)} = \mathcal{E}_{(3,5)} = 2|\alpha|$. For example, the pairwise bipartite entanglement values for $\alpha = 0.5$ are shown in Fig. 2. We also see that the central (fourth) oscillator is not entangled with the other oscillators.

	1	2	3	4	5	6	7
1	0.00	0.00	0.00	0.00	0.00	0.00	1.00
2	0.00	0.00	0.00	0.00	0.00	1.00	0.00
3	0.00	0.00	0.00	0.00	1.00	0.00	0.00
4	0.00	0.00	0.00	0.00	0.00	0.00	0.00
5	0.00	0.00	1.00	0.00	0.00	0.00	0.00
6	0.00	1.00	0.00	0.00	0.00	0.00	0.00
7	1.00	0.00	0.00	0.00	0.00	0.00	0.00

Figure 2. Pairwise bipartite entanglement values in the chain of 7 quantum harmonic oscillators. Oscillators symmetrically located with respect to the central one are entangled in pairs. The central (fourth) oscillator is not entangled with the other oscillators.

5. Algorithm

In this section, we will show how to use Theorem 1 to construct useful pure Gaussian states. In particular, according to Theorem 1 and its proof, we outline an algorithm which allows us to find a pure Gaussian state that can be prepared by a quantum harmonic oscillator chain subject to the two constraints ① and ②. The algorithm consists of six steps.

5.1. Algorithm for finding pure Gaussian states

Step 1. Choose a complex number \bar{z} from the set Λ . Choose a permutation matrix \mathcal{P}_2 . Choose each $\tilde{\delta}_j$ from the set $\{1, -1\}$ for $j = 1, 2, \dots, \aleph$. Choose each $\tilde{\delta}_j$ from the set $\{1, -1\}$ for $j = 1, 2, \dots, \aleph$. Choose r_j , $j = 1, 2, \dots, \aleph$, such that $r_j \in \mathbb{R}$, $r_j \neq 0$, $|r_j| \neq |r_k|$ whenever $j \neq k$. Let $\bar{R} = \text{diag}[r_1, -r_1, r_2, -r_2, \dots, r_\aleph, -r_\aleph]$.

Step 2. Choose each \tilde{Z}_j from the set $\left\{ \begin{bmatrix} \frac{\tilde{z}^2-1}{2\tilde{z}} & \frac{\tilde{z}^2+1}{2\tilde{z}} \\ \frac{\tilde{z}^2+1}{2\tilde{z}} & \frac{\tilde{z}^2-1}{2\tilde{z}} \end{bmatrix}, \begin{bmatrix} \frac{\tilde{z}^2-1}{2\tilde{z}} & -\frac{\tilde{z}^2+1}{2\tilde{z}} \\ -\frac{\tilde{z}^2+1}{2\tilde{z}} & \frac{\tilde{z}^2-1}{2\tilde{z}} \end{bmatrix} \right\}$ for $j = 1, 2, \dots, \aleph$. Let $\bar{Z} = \text{diag}[\tilde{Z}_1, \dots, \tilde{Z}_\aleph]$.

Step 3. If $\tilde{Z}_j = \begin{bmatrix} \frac{\bar{z}^2-1}{2\bar{z}} & \frac{\bar{z}^2+1}{2\bar{z}} \\ \frac{\bar{z}^2+1}{2\bar{z}} & \frac{\bar{z}^2-1}{2\bar{z}} \end{bmatrix}$, choose $\tilde{\rho}_j = \begin{bmatrix} \tau_j \\ -\tau_j \end{bmatrix}$, where $\tau_j \in \mathbb{R}$ and $\tau_j \neq 0$. Otherwise,

choose $\tilde{\rho}_j = \begin{bmatrix} \tau_j \\ \tau_j \end{bmatrix}$, where $\tau_j \in \mathbb{R}$ and $\tau_j \neq 0$. Let $\rho = [\tilde{\rho}_1^\top \cdots \tilde{\rho}_\aleph^\top]^\top$.

Step 4. Choose \bar{q}_\aleph from the set $\left\{ \pm \frac{[I_\aleph \ 0_{\aleph \times \aleph}] \mathcal{P}_2^\top \rho}{\|[I_\aleph \ 0_{\aleph \times \aleph}] \mathcal{P}_2^\top \rho\|} \right\}$. Choose \tilde{q}_1 from the set

$\left\{ \pm \frac{[0_{\aleph \times \aleph} \ I_\aleph] \mathcal{P}_2^\top \rho}{\|[0_{\aleph \times \aleph} \ I_\aleph] \mathcal{P}_2^\top \rho\|} \right\}$. Calculate $\hat{R}_{11} = [I_\aleph \ 0_{\aleph \times \aleph}] \mathcal{P}_2^\top \bar{R} \mathcal{P}_2 [I_\aleph \ 0_{\aleph \times \aleph}]^\top$ and $\hat{R}_{22} = [0_{\aleph \times \aleph} \ I_\aleph] \mathcal{P}_2^\top \bar{R} \mathcal{P}_2 [0_{\aleph \times \aleph} \ I_\aleph]^\top$.

Step 5. Feed the real diagonal matrix \hat{R}_{11} and the real unit vector $\bar{q}_\aleph \bar{\delta}_\aleph$ into Algorithm 2 to obtain the real orthogonal matrix $\mathbf{Alg2}_{\mathcal{Q}_+}(\hat{R}_{11}, \bar{q}_\aleph \bar{\delta}_\aleph)$. Then calculate $\mathcal{Q}_{11} = \mathbf{Alg2}_{\mathcal{Q}_+}(\hat{R}_{11}, \bar{q}_\aleph \bar{\delta}_\aleph) \text{diag}[\bar{\delta}_1, \dots, \bar{\delta}_\aleph]$. Feed the real diagonal matrix \hat{R}_{22} and the real unit vector $\tilde{q}_1 \tilde{\delta}_1$ into Algorithm 1 to obtain the real orthogonal matrix $\mathbf{Alg1}_{\mathcal{Q}_+}(\hat{R}_{22}, \tilde{q}_1 \tilde{\delta}_1)$. Then calculate $\mathcal{Q}_{22} = \mathbf{Alg1}_{\mathcal{Q}_+}(\hat{R}_{22}, \tilde{q}_1 \tilde{\delta}_1) \text{diag}[\tilde{\delta}_1, \dots, \tilde{\delta}_\aleph]$. Let $\mathcal{Q} = \text{diag}[\mathcal{Q}_{11}, \mathcal{Q}_{22}]$.

Step 6. Calculate the Gaussian graph matrix $Z = \mathcal{P}_1^\top \begin{bmatrix} \bar{z} & 0_{1 \times 2\aleph} \\ 0_{2\aleph \times 1} & \mathcal{Q}^\top \mathcal{P}_2^\top \bar{Z} \mathcal{P}_2 \mathcal{Q} \end{bmatrix} \mathcal{P}_1$, where

$\mathcal{P}_1 = \begin{bmatrix} 0_{1 \times \aleph} & 1 & 0_{1 \times \aleph} \\ I_\aleph & 0_{\aleph \times 1} & 0_{\aleph \times \aleph} \\ 0_{\aleph \times \aleph} & 0_{\aleph \times 1} & I_\aleph \end{bmatrix}$. After obtaining Z , calculate the covariance matrix V of the

pure Gaussian state using the formula (2). Now we obtain a desired pure Gaussian state with the covariance matrix V .

Remark 7. Once we obtain a pure Gaussian state using the algorithm above, we can immediately find a dissipative quantum harmonic oscillator chain that generates such a state and also satisfies the constraints ① and ②. For example, let $R =$

$\mathcal{P}_1^\top \begin{bmatrix} 0 & \check{R}_{21}^\top \\ \check{R}_{21} & \mathcal{Q}^\top \mathcal{P}_2^\top \bar{R} \mathcal{P}_2 \mathcal{Q} \end{bmatrix} \mathcal{P}_1$, where $\check{R}_{21} = \begin{bmatrix} 0_{(\aleph-1) \times 1} \\ \bar{q}_\aleph^\top [I_\aleph \ 0_{\aleph \times \aleph}] \mathcal{P}_2^\top \rho \\ \tilde{q}_1^\top [0_{\aleph \times \aleph} \ I_\aleph] \mathcal{P}_2^\top \rho \\ 0_{(\aleph-1) \times 1} \end{bmatrix}$, $\Gamma = XRY$ and $P =$

$\begin{bmatrix} 0_{\aleph \times 1} \\ \tau_p \\ 0_{\aleph \times 1} \end{bmatrix}$, where $\tau_p \neq 0$ and $\tau_p \in \mathbb{C}$ in (5) and (6). Then calculate the matrices G and C using (5)

and (6), respectively. The resulting linear quantum system with Hamiltonian $\hat{H} = \frac{1}{2} \hat{x}^\top G \hat{x}$ and coupling vector $\hat{L} = C \hat{x}$ is strictly stable and generates the pure Gaussian state. Also, this system is a quantum harmonic oscillator chain that satisfies the two constraints ① and ②.

Example 3. We use the above algorithm to construct a 7-mode ($\aleph = 3$) pure Gaussian state. We choose

$$\bar{z} = 0.1 + 0.45i,$$

$$\mathcal{P}_2 = \begin{bmatrix} 0 & 0 & 0 & 0 & 1 & 0 \\ 1 & 0 & 0 & 0 & 0 & 0 \\ 0 & 0 & 1 & 0 & 0 & 0 \\ 0 & 1 & 0 & 0 & 0 & 0 \\ 0 & 0 & 0 & 1 & 0 & 0 \\ 0 & 0 & 0 & 0 & 0 & 1 \end{bmatrix},$$

$$\bar{\delta}_j = \tilde{\delta}_j = 1, \quad j = 1, 2, 3,$$

$$\bar{R} = \text{diag}[-4.2, 4.2, -1.5, 1.5, 2, -2],$$

$$\tilde{Z}_1 = \tilde{Z}_3 = \begin{bmatrix} -0.1853 + 1.2838i & -0.2853 + 0.8338i \\ -0.2853 + 0.8338i & -0.1853 + 1.2838i \end{bmatrix},$$

$$\tilde{Z}_2 = \begin{bmatrix} -0.1853 + 1.2838i & 0.2853 - 0.8338i \\ 0.2853 - 0.8338i & -0.1853 + 1.2838i \end{bmatrix},$$

$$\wp = [1 \ 1 \ 2 \ -2 \ 3 \ 3]^\top,$$

$$\bar{q}_3 = \frac{[I_3 \ 0_{3 \times 3}] \mathcal{P}_2^\top \wp}{\|[I_3 \ 0_{3 \times 3}] \mathcal{P}_2^\top \wp\|} = \frac{1}{3} [1 \ -2 \ 2]^\top,$$

$$\bar{q}_1 = \frac{[0_{3 \times 3} \ I_3] \mathcal{P}_2^\top \wp}{\|[0_{3 \times 3} \ I_3] \mathcal{P}_2^\top \wp\|} = \frac{1}{\sqrt{19}} [3 \ 1 \ 3]^\top.$$

Then applying Algorithm 2 and Algorithm 1, respectively, we find

$$\mathcal{Q}_{11} = \begin{bmatrix} 0.6892 & 0.6433 & 0.3333 \\ 0.6548 & -0.3561 & -0.6667 \\ 0.3102 & -0.6778 & 0.6667 \end{bmatrix},$$

$$\mathcal{Q}_{22} = \begin{bmatrix} 0.6882 & 0.7074 & 0.1608 \\ 0.2294 & -0.4225 & 0.8769 \\ 0.6882 & -0.5666 & -0.4530 \end{bmatrix}.$$

Substituting \bar{z} , \mathcal{P}_1 , \mathcal{P}_2 , $\mathcal{Q} = \text{diag}[\mathcal{Q}_{11}, \mathcal{Q}_{22}]$, and $\bar{Z} = \text{diag}[\tilde{Z}_1, \tilde{Z}_2, \tilde{Z}_3]$ into (9), we obtain the Gaussian graph matrix $Z = X + iY$, where

$$X = \begin{bmatrix} -0.0694 & -0.1581 & 0.0655 & 0 & -0.0451 & 0.0831 & -0.1724 \\ -0.1581 & -0.0476 & 0.0612 & 0 & -0.0421 & 0.0775 & -0.1609 \\ 0.0655 & 0.0612 & -0.4389 & 0 & -0.0218 & 0.0402 & -0.0834 \\ 0 & 0 & 0 & 0.1000 & 0 & 0 & 0 \\ -0.0451 & -0.0421 & -0.0218 & 0 & -0.4556 & -0.0276 & 0.0574 \\ 0.0831 & 0.0775 & 0.0402 & 0 & -0.0276 & 0.0434 & 0.1174 \\ -0.1724 & -0.1609 & -0.0834 & 0 & 0.0574 & 0.1174 & -0.1437 \end{bmatrix},$$

$$Y = \begin{bmatrix} 0.9451 & 0.4621 & -0.1916 & 0 & 0.1318 & -0.2428 & 0.5039 \\ 0.4621 & 0.8813 & -0.1788 & 0 & 0.1231 & -0.2266 & 0.4703 \\ -0.1916 & -0.1788 & 2.0250 & 0 & 0.0638 & -0.1174 & 0.2437 \\ 0 & 0 & 0 & 0.4500 & 0 & 0 & 0 \\ 0.1318 & 0.1231 & 0.0638 & 0 & 2.0738 & 0.0808 & -0.1677 \\ -0.2428 & -0.2266 & -0.1174 & 0 & 0.0808 & 0.6153 & -0.3432 \\ 0.5039 & 0.4703 & 0.2437 & 0 & -0.1677 & -0.3432 & 1.1624 \end{bmatrix}.$$

The covariance matrix V can be computed from Z by using the formula (2). The pairwise bipartite entanglement between all pairs in the chain can be immediately quantified from its symmetrically ordered covariance matrix V using the logarithmic negativity. The pairwise bipartite entanglement values are given in Fig. 3. We see that every two oscillators (except the central oscillator) are entangled. Hence, this pure Gaussian steady state shows different entanglement properties from that in [21].

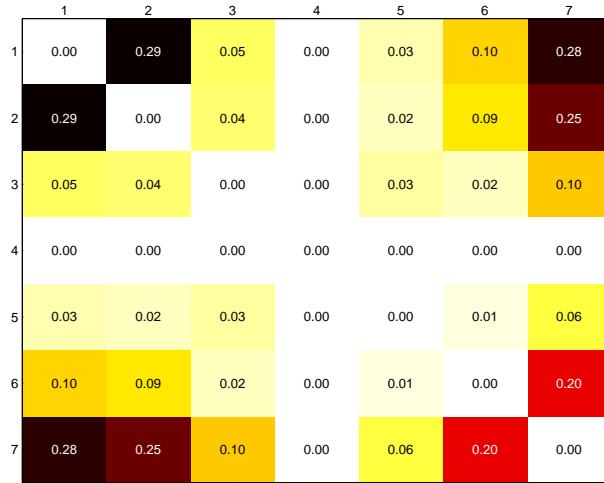


Figure 3. Pairwise bipartite entanglement values in the chain of 7 quantum harmonic oscillators. Every two oscillators (except the central oscillator) are entangled. The central (fourth) oscillator is not entangled with the other oscillators.

Example 4. The above algorithm can be used to find pure Gaussian states with an arbitrary odd mode number. For example, Fig. 4 shows the pairwise bipartite entanglement values measured by logarithmic negativity of a 31-mode ($\aleph = 15$) pure Gaussian steady state. Due to space limitations, the Gaussian graph matrix and the covariance matrix of this pure Gaussian state are not provided.

6. Conclusion

In this paper, we consider a chain of $(2\aleph + 1)$ quantum harmonic oscillators subject to constraints. (i) The Hamiltonian \hat{H} is of the form $\hat{H} = \sum_{j=1}^{2\aleph+1} \frac{\omega_j}{2} (\hat{q}_j^2 + \hat{p}_j^2) +$

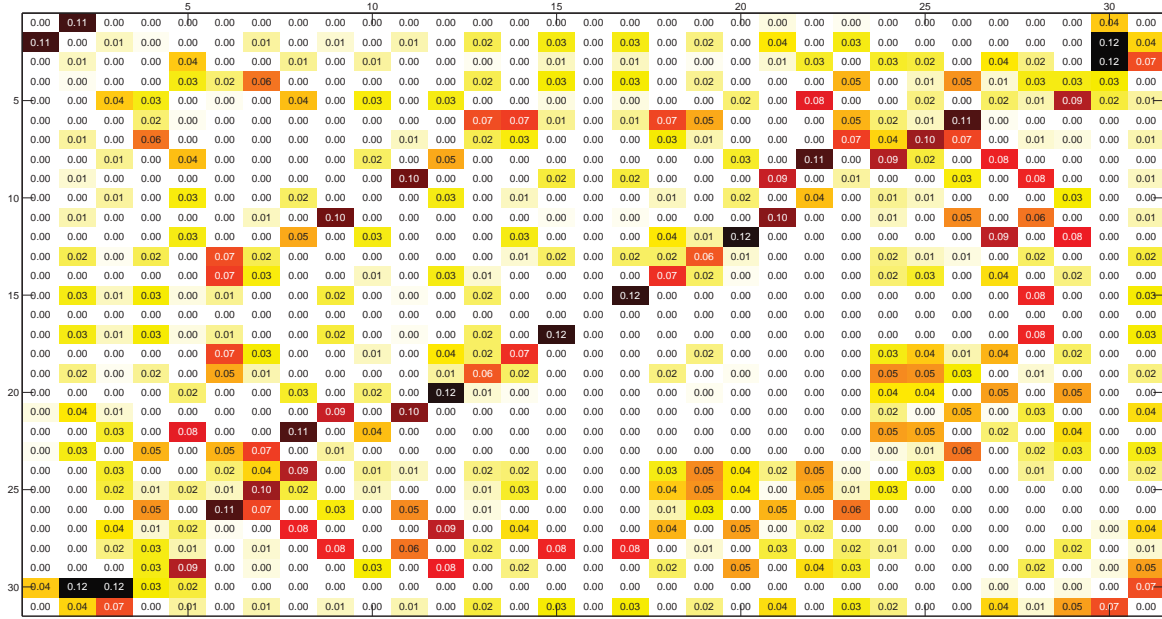


Figure 4. Pairwise bipartite entanglement values in a chain of 31 quantum harmonic oscillators. The central (sixteenth) oscillator is not entangled with the other oscillators.

$\sum_{j=1}^{2\aleph} g_j (\hat{q}_j \hat{q}_{j+1} + \hat{p}_j \hat{p}_{j+1})$, where $\omega_j \in \mathbb{R}$, $j = 1, 2, \dots, 2\aleph + 1$, and $g_j \in \mathbb{R}$, $j = 1, 2, \dots, 2\aleph$.

This type of Hamiltonian describes a set of nearest-neighbour beam-splitter-like interactions.

(ii) Only the central oscillator of the chain is coupled to the reservoir. That is, the coupling vector \hat{L} is of the form $\hat{L} = c_1 \hat{q}_{\aleph+1} + c_2 \hat{p}_{\aleph+1}$, where $c_1 \in \mathbb{C}$ and $c_2 \in \mathbb{C}$. Then we derive a sufficient and necessary condition for a pure Gaussian state to be prepared in a dissipative quantum harmonic oscillator chain subject to the above two constraints. These conditions are expressed in terms of a set of constraints on Gaussian graph matrices Z . In Section 5, we provide an algorithm for finding those pure Gaussian states by constructing their covariance matrices. In future work, it would be interesting to investigate the steady-state entanglement properties in such quantum harmonic oscillator chains, complementing the work on the entanglement area law developed in [22, 38–40].

Acknowledgments

This work was supported by the Australian Research Council (ARC), the Australian Academy of Science, and the Japan Society for the Promotion of Science (JSPS).

Appendix

In this section, we provide the proof of Theorem 1. The following preliminary results will be used in the proof.

Lemma 5. Suppose $T = \mathcal{Q}_T^\top D \mathcal{Q}_T$, where T is an unreduced real symmetric tridiagonal matrix, D is a real diagonal matrix and $\mathcal{Q}_T = [\mathbf{q}_1 \ \mathbf{q}_2 \ \cdots \ \mathbf{q}_n]$ is a real orthogonal matrix. Then there exists a diagonal matrix $J = \text{diag}[\delta_1, \dots, \delta_n]$, $\delta_j = \pm 1$, $j = 1, 2, \dots, n$, such that

$$\mathcal{Q}_T = \mathbf{Alg1}_{\mathcal{Q}_+}(D, \mathbf{q}_1 \delta_1) J = \mathbf{Alg2}_{\mathcal{Q}_+}(D, \mathbf{q}_n \delta_n) J.$$

Proof. Suppose $T = \begin{bmatrix} \alpha_1 & \beta_1 & & 0 \\ \beta_1 & \alpha_2 & \ddots & \\ & \ddots & \ddots & \beta_{n-1} \\ 0 & & \beta_{n-1} & \alpha_n \end{bmatrix}$, where $\alpha_j \in \mathbb{R}$, $j = 1, 2, \dots, n$ and $\beta_j \in \mathbb{R}$, $\beta_j \neq 0$, $j = 1, 2, \dots, n-1$. Note that β_j is not necessarily positive. Let T_+ be the matrix obtained by replacing each β_j by $|\beta_j|$, $j = 1, 2, \dots, n-1$. Then T_+ is a Jacobi matrix. According to Lemma 7.2.1 in [33], there exists a diagonal matrix of the form $J = \text{diag}[\delta_1, \dots, \delta_n]$, $\delta_j = \pm 1$, $j = 1, 2, \dots, n$, such that

$$T_+ = J T J = J \mathcal{Q}_T^\top D \mathcal{Q}_T J. \quad (19)$$

The first column of $\mathcal{Q}_T J$ is $\mathbf{q}_1 \delta_1$ and the last column of $\mathcal{Q}_T J$ is $\mathbf{q}_n \delta_n$. Using Lemma 2, we obtain

$$\begin{cases} T_+ = \mathbf{Alg1}_{T_+}(D, \mathbf{q}_1 \delta_1) = \mathbf{Alg2}_{T_+}(D, \mathbf{q}_n \delta_n), \\ \mathcal{Q}_T J = \mathbf{Alg1}_{\mathcal{Q}_+}(D, \mathbf{q}_1 \delta_1) = \mathbf{Alg2}_{\mathcal{Q}_+}(D, \mathbf{q}_n \delta_n). \end{cases} \quad (20)$$

It follows from (20) that $\mathcal{Q}_T = \mathbf{Alg1}_{\mathcal{Q}_+}(D, \mathbf{q}_1 \delta_1) J = \mathbf{Alg2}_{\mathcal{Q}_+}(D, \mathbf{q}_n \delta_n) J$. \square

Lemma 6. Given $\bar{z} \neq i$ and $\bar{z} \in \Lambda$, let $Z \in \left\{ \begin{bmatrix} \frac{\bar{z}^2-1}{2\bar{z}} & \frac{\bar{z}^2+1}{2\bar{z}} \\ \frac{\bar{z}^2+1}{2\bar{z}} & \frac{\bar{z}^2-1}{2\bar{z}} \end{bmatrix}, \begin{bmatrix} \frac{\bar{z}^2-1}{2\bar{z}} & -\frac{\bar{z}^2+1}{2\bar{z}} \\ -\frac{\bar{z}^2+1}{2\bar{z}} & \frac{\bar{z}^2-1}{2\bar{z}} \end{bmatrix} \right\}$. Suppose

$Z \mathcal{R} Z = -\mathcal{R}$, where \mathcal{R} is a real diagonal matrix. Then \mathcal{R} is of the form $\mathcal{R} = \begin{bmatrix} \tau & 0 \\ 0 & -\tau \end{bmatrix}$, where $\tau \in \mathbb{R}$.

Proof. We write $Z = \begin{bmatrix} z_{11} & z_{12} \\ z_{12} & z_{11} \end{bmatrix}$, where $z_{11} = \frac{\bar{z}^2-1}{2\bar{z}}$ and $z_{12} = \pm \frac{\bar{z}^2+1}{2\bar{z}}$. By assumption, \mathcal{R} is a real diagonal matrix, so we write $\mathcal{R} = \begin{bmatrix} \tau_1 & 0 \\ 0 & \tau_2 \end{bmatrix}$, where $\tau_1 \in \mathbb{R}$ and $\tau_2 \in \mathbb{R}$. Then it follows from $Z \mathcal{R} Z = -\mathcal{R}$ that

$$\begin{aligned} \begin{bmatrix} z_{11} & z_{12} \\ z_{12} & z_{11} \end{bmatrix} \begin{bmatrix} \tau_1 & 0 \\ 0 & \tau_2 \end{bmatrix} \begin{bmatrix} z_{11} & z_{12} \\ z_{12} & z_{11} \end{bmatrix} &= - \begin{bmatrix} \tau_1 & 0 \\ 0 & \tau_2 \end{bmatrix}, \\ \begin{bmatrix} z_{11} \tau_1 & z_{12} \tau_2 \\ z_{12} \tau_1 & z_{11} \tau_2 \end{bmatrix} \begin{bmatrix} z_{11} & z_{12} \\ z_{12} & z_{11} \end{bmatrix} &= - \begin{bmatrix} \tau_1 & 0 \\ 0 & \tau_2 \end{bmatrix}, \\ \begin{bmatrix} z_{11}^2 \tau_1 + z_{12}^2 \tau_2 & z_{11} z_{12} (\tau_1 + \tau_2) \\ z_{11} z_{12} (\tau_1 + \tau_2) & z_{12}^2 \tau_1 + z_{11}^2 \tau_2 \end{bmatrix} &= - \begin{bmatrix} \tau_1 & 0 \\ 0 & \tau_2 \end{bmatrix}. \end{aligned}$$

Hence we have $z_{11} z_{12} (\tau_1 + \tau_2) = 0$. Since $\bar{z} \neq i$ and $\bar{z} \in \Lambda$, it is straightforward to show $z_{11} z_{12} \neq 0$. Therefore, we have $\tau_1 = -\tau_2$. This completes the proof. \square

Lemma 7. Given $\bar{z} \neq i$ and $\bar{z} \in \Lambda$, let $Z \in \left\{ \begin{bmatrix} \frac{\bar{z}^2-1}{2\bar{z}} & \frac{\bar{z}^2+1}{2\bar{z}} \\ \frac{\bar{z}^2+1}{2\bar{z}} & \frac{\bar{z}^2-1}{2\bar{z}} \end{bmatrix}, \begin{bmatrix} \frac{\bar{z}^2-1}{2\bar{z}} & -\frac{\bar{z}^2+1}{2\bar{z}} \\ -\frac{\bar{z}^2+1}{2\bar{z}} & \frac{\bar{z}^2-1}{2\bar{z}} \end{bmatrix} \right\}$. Suppose ξ is a real eigenvector of Z . Then ξ is of the form $\xi = \begin{bmatrix} \tau \\ \pm\tau \end{bmatrix}$, where $\tau \neq 0$ and $\tau \in \mathbb{R}$.

Proof. We write $Z = \begin{bmatrix} z_{11} & z_{12} \\ z_{12} & z_{11} \end{bmatrix}$, where $z_{11} = \frac{\bar{z}^2-1}{2\bar{z}}$ and $z_{12} = \pm \frac{\bar{z}^2+1}{2\bar{z}}$. Suppose $\xi = \begin{bmatrix} \tau_1 \\ \tau_2 \end{bmatrix}$, where $\tau_1 \in \mathbb{R}$ and $\tau_2 \in \mathbb{R}$, is a real eigenvector of Z , i.e., $\begin{bmatrix} z_{11} & z_{12} \\ z_{12} & z_{11} \end{bmatrix} \xi = \lambda \xi$. Then we have

$$\begin{cases} z_{11} \tau_1 + z_{12} \tau_2 = \lambda \tau_1, & (21) \\ z_{12} \tau_1 + z_{11} \tau_2 = \lambda \tau_2. & (22) \end{cases}$$

Adding (21) and (22) gives $(z_{11} + z_{12})(\tau_1 + \tau_2) = \lambda(\tau_1 + \tau_2)$. If $\tau_1 \neq -\tau_2$, then it follows that $\lambda = z_{11} + z_{12}$. Substituting this into (21), we have $z_{12}\tau_2 = z_{12}\tau_1$. Since $\bar{z} \neq i$ and $\bar{z} \in \Lambda$, it is straightforward to show $z_{12} \neq 0$. As a result, we have $\tau_1 = \tau_2$. Therefore, we conclude that $\tau_2 = \pm\tau_1 \neq 0$. This completes the proof. \square

Proof of Theorem 1

Proof. Necessity. It has been proved in Proposition 1 that the $(2\aleph + 1)$ -mode vacuum state can be prepared by a quantum harmonic oscillator chain subject to the constraints ① and ②. So we first show that the corresponding Gaussian graph matrix $Z = iI_{2\aleph+1}$ can be written in the form of (9). Let us choose $\bar{z} = i$, $\tilde{Z}_j = iI_2$, $j = 1, 2, \dots, \aleph$, $\mathcal{P}_2 = I_{2\aleph}$, $\bar{R} = \text{diag}[1, -1, 2, -2, \dots, \aleph, -\aleph]$, $\wp = [1 \ -1 \ 1 \ -1 \ \dots \ 1 \ -1]^\top$, and $\bar{\delta}_j = \tilde{\delta}_j = 1$, $j = 1, 2, \dots, \aleph$. The resulting matrix Z calculated from (9) is exactly $Z = iI_{2\aleph+1}$. Therefore, the $(2\aleph + 1)$ -mode vacuum state is included in the parametrization (9) as a special case.

Next we consider $(2\aleph + 1)$ -mode non-vacuum pure Gaussian states. Suppose a $(2\aleph + 1)$ -mode non-vacuum pure Gaussian state is generated in a $(2\aleph + 1)$ -mode linear quantum harmonic oscillator chain subject to the two constraints ① and ②. We will show that the Gaussian graph matrix Z of this non-vacuum pure Gaussian state can be written in the form of (9). Since only the $(\aleph + 1)$ th oscillator of the chain is coupled to the reservoir, it follows from (6) that the matrix P is of the form $P = \begin{bmatrix} 0_{1 \times \aleph} & \tau_p & 0_{1 \times \aleph} \end{bmatrix}^\top$, where $\tau_p \neq 0$ and $\tau_p \in \mathbb{C}$ and the Gaussian graph matrix Z is of the form

$$Z = \begin{bmatrix} Z_{11} & 0_{\aleph \times 1} & Z_{12} \\ 0_{1 \times \aleph} & \bar{z} & 0_{1 \times \aleph} \\ Z_{12}^\top & 0_{\aleph \times 1} & Z_{22} \end{bmatrix}, \quad (23)$$

where $\bar{z} = Z_{((\aleph+1), (\aleph+1))}$ is the $((\aleph + 1), (\aleph + 1))$ element of the Gaussian graph matrix Z . Since $\text{Im}(Z) > 0$, it follows that $\bar{z} \in \Lambda$. The constraint ① implies that the matrix G in (5) satisfies

$$\begin{cases} -XR + \Gamma Y^{-1} = 0, & (24) \\ XRX + YRY - \Gamma Y^{-1}X - XY^{-1}\Gamma^\top = R, & (25) \end{cases}$$

where $R = \begin{bmatrix} \omega_1 & g_1 & & 0 \\ g_1 & \omega_2 & \ddots & \\ & \ddots & \ddots & g_{2\aleph} \\ 0 & & g_{2\aleph} & \omega_{2\aleph+1} \end{bmatrix}$. Since the system generates the state, we have $g_j \neq 0$, $j = 1, 2, \dots, 2\aleph$, since otherwise, the system contains an isolated quantum subsystem which is not strictly stable. As a result, R is an *unreduced* real symmetric tridiagonal matrix. From (24), we have $\Gamma = XRY$. Substituting this into (25) yields $YRY - XRX = R$. Combining this with $\Gamma + \Gamma^\top = 0$ gives $ZRZ = -R$. From (23), we note that

$$Z = \mathcal{P}_1^\top \begin{bmatrix} \bar{z} & 0_{1 \times 2\aleph} \\ 0_{2\aleph \times 1} & \check{Z} \end{bmatrix} \mathcal{P}_1, \quad (26)$$

where $\mathcal{P}_1 = \begin{bmatrix} 0_{1 \times \aleph} & 1 & 0_{1 \times \aleph} \\ I_\aleph & 0_{\aleph \times 1} & 0_{\aleph \times \aleph} \\ 0_{\aleph \times \aleph} & 0_{\aleph \times 1} & I_\aleph \end{bmatrix}$ and $\check{Z} \triangleq \begin{bmatrix} Z_{11} & Z_{12} \\ Z_{12}^\top & Z_{22} \end{bmatrix}$. We also have

$$R = \mathcal{P}_1^\top \begin{bmatrix} \omega_{\aleph+1} & \check{R}_{21}^\top \\ \check{R}_{21} & \check{R}_{22} \end{bmatrix} \mathcal{P}_1, \quad (27)$$

where $\check{R}_{22} = \left[\begin{array}{ccc|ccc} \omega_1 & g_1 & & & & \\ g_1 & \omega_2 & \ddots & & & \\ & \ddots & \ddots & & & \\ 0 & & g_{\aleph-1} & \omega_\aleph & & \\ \hline & & & & \omega_{\aleph+2} & g_{\aleph+2} & 0 \\ & & & & g_{\aleph+2} & \omega_{\aleph+3} & \ddots \\ & & & & & \ddots & \ddots & g_{2\aleph} \\ & & & & & & & g_{2\aleph} & \omega_{2\aleph+1} \end{array} \right]$ and $\check{R}_{21} = \begin{bmatrix} 0_{(\aleph-1) \times 1} \\ g_\aleph \\ g_{\aleph+1} \\ 0_{(\aleph-1) \times 1} \end{bmatrix}$. Recall that $ZRZ = -R$. It follows from (26) and (27) that

$$\begin{bmatrix} \bar{z} & 0_{1 \times 2\aleph} \\ 0_{2\aleph \times 1} & \check{Z} \end{bmatrix} \begin{bmatrix} \omega_{\aleph+1} & \check{R}_{21}^\top \\ \check{R}_{21} & \check{R}_{22} \end{bmatrix} \begin{bmatrix} \bar{z} & 0_{1 \times 2\aleph} \\ 0_{2\aleph \times 1} & \check{Z} \end{bmatrix} = - \begin{bmatrix} \omega_{\aleph+1} & \check{R}_{21}^\top \\ \check{R}_{21} & \check{R}_{22} \end{bmatrix}.$$

That is,

$$\begin{cases} \bar{z}\omega_{\aleph+1}\bar{z} = -\omega_{\aleph+1}, & (28) \\ \check{Z}\check{R}_{21}\bar{z} = -\check{R}_{21}, & (29) \\ \check{Z}\check{R}_{22}\check{Z} = -\check{R}_{22}. & (30) \end{cases}$$

Since $\check{R}_{22} = \check{R}_{22}^\top$ is a block diagonal matrix, it can be diagonalized as $\check{R}_{22} = \begin{bmatrix} \mathcal{Q}_{11}^\top \hat{R}_{11} \mathcal{Q}_{11} & 0_{\aleph \times \aleph} \\ 0_{\aleph \times \aleph} & \mathcal{Q}_{22}^\top \hat{R}_{22} \mathcal{Q}_{22} \end{bmatrix}$, where \mathcal{Q}_{11} and \mathcal{Q}_{22} are real orthogonal matrices, and \hat{R}_{11}

and \hat{R}_{22} are real diagonal matrices. Let $\mathcal{Q} \triangleq \text{diag}[\mathcal{Q}_{11}, \mathcal{Q}_{22}]$. Then we have $\check{R}_{22} = \mathcal{Q}^\top \begin{bmatrix} \hat{R}_{11} & 0_{\mathfrak{K} \times \mathfrak{K}} \\ 0_{\mathfrak{K} \times \mathfrak{K}} & \hat{R}_{22} \end{bmatrix} \mathcal{Q}$. Let $\hat{Z} \triangleq \mathcal{Q}\check{Z}\mathcal{Q}^\top$. The equations (29) and (30) are transformed into

$$\begin{cases} \hat{Z}\mathcal{Q}\check{R}_{21}\bar{z} = -\mathcal{Q}\check{R}_{21}, & (31) \\ \hat{Z} \begin{bmatrix} \hat{R}_{11} & 0_{\mathfrak{K} \times \mathfrak{K}} \\ 0_{\mathfrak{K} \times \mathfrak{K}} & \hat{R}_{22} \end{bmatrix} \hat{Z} = - \begin{bmatrix} \hat{R}_{11} & 0_{\mathfrak{K} \times \mathfrak{K}} \\ 0_{\mathfrak{K} \times \mathfrak{K}} & \hat{R}_{22} \end{bmatrix}. & (32) \end{cases}$$

From (7), we know (Q, P) is controllable. Recall that $Q = -iRY + Y^{-1}\Gamma = -iRY + Y^{-1}(-YRX) = -RZ = -\mathcal{P}_1^\top \begin{bmatrix} \omega_{\mathfrak{K}+1} & \check{R}_{21}^\top \\ \check{R}_{21} & \check{R}_{22} \end{bmatrix} \begin{bmatrix} \bar{z} & 0_{1 \times 2\mathfrak{K}} \\ 0_{2\mathfrak{K} \times 1} & \check{Z} \end{bmatrix} \mathcal{P}_1$ and $P = [0_{1 \times \mathfrak{K}} \ \tau_p \ 0_{1 \times \mathfrak{K}}]^\top$. It follows from Lemma 4 in [24] that $\left(- \begin{bmatrix} \omega_{\mathfrak{K}+1} & \check{R}_{21}^\top \\ \check{R}_{21} & \check{R}_{22} \end{bmatrix} \begin{bmatrix} \bar{z} & 0_{1 \times 2\mathfrak{K}} \\ 0_{2\mathfrak{K} \times 1} & \check{Z} \end{bmatrix}, \mathcal{P}_1 P \right)$ is controllable. Since $\mathcal{P}_1 P = [\tau_p \ 0_{1 \times 2\mathfrak{K}}]^\top$, it follows from Lemma 5 in [24] that $(-\check{R}_{22}\check{Z}, -\check{R}_{21}\bar{z})$ is controllable. By Lemma 6 in [18], $-\check{R}_{22}\check{Z}$ is a non-derogatory matrix. Then following similar arguments as in the proof of Theorem 1 in [24], we obtain

$$\hat{Z} = \mathcal{P}_2^\top \bar{Z} \mathcal{P}_2, \quad \bar{Z} = \text{diag}[\tilde{Z}_1, \dots, \tilde{Z}_{\mathfrak{K}}],$$

where $\mathcal{P}_2 \in \mathbb{R}^{2\mathfrak{K} \times 2\mathfrak{K}}$ is a permutation matrix, $\tilde{Z}_j \in \left\{ \begin{bmatrix} \frac{\tilde{z}^2-1}{2\tilde{z}} & \frac{\tilde{z}^2+1}{2\tilde{z}} \\ \frac{\tilde{z}^2+1}{2\tilde{z}} & \frac{\tilde{z}^2-1}{2\tilde{z}} \end{bmatrix}, \begin{bmatrix} \frac{\tilde{z}^2-1}{2\tilde{z}} & -\frac{\tilde{z}^2+1}{2\tilde{z}} \\ -\frac{\tilde{z}^2+1}{2\tilde{z}} & \frac{\tilde{z}^2-1}{2\tilde{z}} \end{bmatrix} \right\}$, $j = 1, 2, \dots, \mathfrak{K}$. Then the equations (31) and (32) are transformed into

$$\begin{cases} \bar{Z} \mathcal{P}_2 \mathcal{Q} \check{R}_{21} \bar{z} = -\mathcal{P}_2 \mathcal{Q} \check{R}_{21}, & (33) \\ \bar{Z} \bar{R} \bar{Z} = -\bar{R}, & (34) \end{cases}$$

where $\bar{R} \triangleq \mathcal{P}_2 \begin{bmatrix} \hat{R}_{11} & 0_{\mathfrak{K} \times \mathfrak{K}} \\ 0_{\mathfrak{K} \times \mathfrak{K}} & \hat{R}_{22} \end{bmatrix} \mathcal{P}_2^\top$ is a real diagonal matrix. By assumption, the $(2\mathfrak{K} + 1)$ -mode pure Gaussian state generated in the quantum harmonic oscillator chain is a non-vacuum state. If $\bar{z} = i$, from the analysis above we have $\tilde{Z}_j = iI_2$, $j = 1, 2, \dots, \mathfrak{K}$. In this case, it can be further derived that $Z = iI_{2\mathfrak{K}+1}$ which corresponds to the vacuum state. Hence we have $\bar{z} \neq i$. It follows from (28) that $\omega_{\mathfrak{K}+1} = 0$. According to Lemma 6, Eq. (34) implies that \bar{R} is of the form $\bar{R} = \text{diag}[r_1, -r_1, r_2, -r_2, \dots, r_{\mathfrak{K}}, -r_{\mathfrak{K}}]$, where $r_j \in \mathbb{R}$, $j = 1, 2, \dots, \mathfrak{K}$. Next we show that $r_j \neq 0$, $j = 1, 2, \dots, \mathfrak{K}$, and $|r_j| \neq |r_k|$ whenever $j \neq k$. Suppose there exists $r_j = 0$. Then $-\bar{R}\bar{Z}$ has a diagonal block $0_{2 \times 2}$. In this case, it can be shown that $-\bar{R}\bar{Z}$ is a derogatory matrix. But we already know that $-\check{R}_{22}\check{Z} = -\mathcal{Q}^\top \begin{bmatrix} \hat{R}_{11} & 0_{\mathfrak{K} \times \mathfrak{K}} \\ 0_{\mathfrak{K} \times \mathfrak{K}} & \hat{R}_{22} \end{bmatrix} \hat{Z} \mathcal{Q} = -\mathcal{Q}^\top \mathcal{P}_2^\top \bar{R} \bar{Z} \mathcal{P}_2 \mathcal{Q}$ is a non-derogatory matrix. According to Lemma 5 in [18], $-\bar{R}\bar{Z}$ must be a non-derogatory matrix. So we reach a contradiction. Therefore, we have $r_j \neq 0$, $j = 1, 2, \dots, \mathfrak{K}$. To show $|r_j| \neq |r_k|$, for example, we assume $|r_1| = |r_2| \neq 0$. Then it follows from (34) that $\text{diag}[\tilde{Z}_1, \tilde{Z}_2] \text{diag}[r_1, -r_1, r_2, -r_2] \text{diag}[\tilde{Z}_1, \tilde{Z}_2] = -\text{diag}[r_1, -r_1, r_2, -r_2]$. Then we have $(\text{diag}[r_1, -r_1, r_2, -r_2] \text{diag}[\tilde{Z}_1, \tilde{Z}_2])^2 = -r_1^2 I_4$. Since $r_1 \neq 0$, it follows from Lemma 2 in [18] that $(\text{diag}[r_1, -r_1, r_2, -r_2] \text{diag}[\tilde{Z}_1, \tilde{Z}_2])$ is diagonalizable and its eigenvalues are

either ir_1 or $-ir_1$. In this case, $(\text{diag}[r_1, -r_1, r_2, -r_2] \text{diag}[\tilde{Z}_1, \tilde{Z}_2])$ cannot be a non-derogatory matrix. Then it is straightforward to show that the whole matrix $-\bar{R}\bar{Z}$ is not a non-derogatory matrix. Again, we reach a contradiction. Therefore, we have $|r_j| \neq |r_k|$

whenever $j \neq k$. Since $\bar{R} = \mathcal{P}_2 \begin{bmatrix} \hat{R}_{11} & 0_{\mathfrak{N} \times \mathfrak{N}} \\ 0_{\mathfrak{N} \times \mathfrak{N}} & \hat{R}_{22} \end{bmatrix} \mathcal{P}_2^\top$, it follows that

$$\begin{aligned} \hat{R}_{11} &= [I_{\mathfrak{N}} \quad 0_{\mathfrak{N} \times \mathfrak{N}}] \mathcal{P}_2^\top \bar{R} \mathcal{P}_2 \begin{bmatrix} I_{\mathfrak{N}} \\ 0_{\mathfrak{N} \times \mathfrak{N}} \end{bmatrix}, \\ \hat{R}_{22} &= [0_{\mathfrak{N} \times \mathfrak{N}} \quad I_{\mathfrak{N}}] \mathcal{P}_2^\top \bar{R} \mathcal{P}_2 \begin{bmatrix} 0_{\mathfrak{N} \times \mathfrak{N}} \\ I_{\mathfrak{N}} \end{bmatrix}. \end{aligned}$$

Let $\wp \triangleq \mathcal{P}_2 \mathcal{Q} \check{R}_{21}$. Then it follows from (33) that \wp is a real eigenvector of \bar{Z} associated with the eigenvalue $-\frac{1}{\bar{z}}$. We next show that \wp has no zero entries. Recall that $(-\check{R}_{22}\bar{z}, -\check{R}_{21}\bar{z})$ is controllable, i.e., $(-\mathcal{Q}^\top \mathcal{P}_2^\top \bar{R} \bar{Z} \mathcal{P}_2 \mathcal{Q}, -\check{R}_{21}\bar{z})$ is controllable. According to Lemma 4 in [24], $(-\bar{R}\bar{Z}, -\mathcal{P}_2 \mathcal{Q} \check{R}_{21}\bar{z})$ is controllable. That is, $(-\bar{R}\bar{Z}, -\wp\bar{z})$ is controllable. Suppose $\wp = [\wp_1 \quad \wp_2 \quad \cdots \quad \wp_{2\mathfrak{N}}]^\top$. It then follows from Lemma 6 in [24] that $(-\text{diag}[r_j, -r_j]\tilde{Z}_j, -[\wp_{2j-1} \quad \wp_{2j}]^\top \bar{z})$ is controllable, $j = 1, 2, \dots, \mathfrak{N}$. Hence we have $[\wp_{2j-1} \quad \wp_{2j}]^\top \neq 0_{2 \times 1}$. Since \wp is a real eigenvector of \bar{Z} and $[\wp_{2j-1} \quad \wp_{2j}]^\top \neq 0_{2 \times 1}$, it follows that $[\wp_{2j-1} \quad \wp_{2j}]^\top$ is a real eigenvector of \tilde{Z}_j . It follows from Lemma 7 that $\wp_{2j-1} = \pm \wp_{2j}$. Then we have $\wp_{2j-1} \neq 0$ and $\wp_{2j} \neq 0$, $j = 1, 2, \dots, \mathfrak{N}$. That is, \wp has no zero entries.

Let $\bar{q}_{\mathfrak{N}}$ be the last column of \mathcal{Q}_{11} and let \bar{q}_1 be the first column of \mathcal{Q}_{22} . Recall

that $\check{R}_{21} = \begin{bmatrix} 0_{(\mathfrak{N}-1) \times 1} \\ g_{\mathfrak{N}} \\ g_{\mathfrak{N}+1} \\ 0_{(\mathfrak{N}-1) \times 1} \end{bmatrix}$. So we have $\wp = \mathcal{P}_2 \mathcal{Q} \check{R}_{21} = \mathcal{P}_2 \begin{bmatrix} \bar{q}_{\mathfrak{N}} g_{\mathfrak{N}} \\ \bar{q}_1 g_{\mathfrak{N}+1} \end{bmatrix}$. Then it follows that

$$\begin{aligned} \bar{q}_{\mathfrak{N}} &= \frac{\frac{1}{g_{\mathfrak{N}}} [I_{\mathfrak{N}} \quad 0_{\mathfrak{N} \times \mathfrak{N}}] \mathcal{P}_2^\top \wp}{\left\| \frac{1}{g_{\mathfrak{N}}} [I_{\mathfrak{N}} \quad 0_{\mathfrak{N} \times \mathfrak{N}}] \mathcal{P}_2^\top \wp \right\|}} = \pm \frac{[I_{\mathfrak{N}} \quad 0_{\mathfrak{N} \times \mathfrak{N}}] \mathcal{P}_2^\top \wp}{\left\| [I_{\mathfrak{N}} \quad 0_{\mathfrak{N} \times \mathfrak{N}}] \mathcal{P}_2^\top \wp \right\|}}, \text{ and } \bar{q}_1 = \frac{\frac{1}{g_{\mathfrak{N}+1}} [0_{\mathfrak{N} \times \mathfrak{N}} \quad I_{\mathfrak{N}}] \mathcal{P}_2^\top \wp}{\left\| \frac{1}{g_{\mathfrak{N}+1}} [0_{\mathfrak{N} \times \mathfrak{N}} \quad I_{\mathfrak{N}}] \mathcal{P}_2^\top \wp \right\|}} = \\ &\pm \frac{[0_{\mathfrak{N} \times \mathfrak{N}} \quad I_{\mathfrak{N}}] \mathcal{P}_2^\top \wp}{\left\| [0_{\mathfrak{N} \times \mathfrak{N}} \quad I_{\mathfrak{N}}] \mathcal{P}_2^\top \wp \right\|}}. \end{aligned}$$

Recall that $\check{R}_{22} = \begin{bmatrix} \mathcal{Q}_{11}^\top \hat{R}_{11} \mathcal{Q}_{11} & 0_{\mathfrak{N} \times \mathfrak{N}} \\ 0_{\mathfrak{N} \times \mathfrak{N}} & \mathcal{Q}_{22}^\top \hat{R}_{22} \mathcal{Q}_{22} \end{bmatrix}$ and both $\mathcal{Q}_{11}^\top \hat{R}_{11} \mathcal{Q}_{11}$ and $\mathcal{Q}_{22}^\top \hat{R}_{22} \mathcal{Q}_{22}$ are *unreduced* real symmetric tridiagonal matrices. Using Lemma 5, there exist $\bar{J} = \text{diag}[\bar{\delta}_1, \dots, \bar{\delta}_{\mathfrak{N}}]$, $\bar{\delta}_j = \pm 1$ and $\tilde{J} = \text{diag}[\tilde{\delta}_1, \dots, \tilde{\delta}_{\mathfrak{N}}]$, $\tilde{\delta}_j = \pm 1$, such that $\mathcal{Q}_{11} = \mathbf{Alg2}_{\mathcal{Q}_+}(\hat{R}_{11}, \bar{q}_{\mathfrak{N}} \bar{\delta}_{\mathfrak{N}}) \bar{J}$, and $\mathcal{Q}_{22} = \mathbf{Alg1}_{\mathcal{Q}_+}(\hat{R}_{22}, \bar{q}_1 \tilde{\delta}_1) \tilde{J}$. Combining all the results above, we conclude that the Gaussian graph matrix Z of the non-vacuum pure Gaussian state satisfies

$$Z = \mathcal{P}_1^\top \begin{bmatrix} \bar{z} & 0_{1 \times 2\mathfrak{N}} \\ 0_{2\mathfrak{N} \times 1} & \mathcal{Q}^\top \mathcal{P}_2^\top \bar{Z} \mathcal{P}_2 \mathcal{Q} \end{bmatrix} \mathcal{P}_1, \quad \bar{Z} = \text{diag}[\tilde{Z}_1, \dots, \tilde{Z}_{\mathfrak{N}}],$$

where $\bar{z} \in \Lambda$ and $\bar{z} \neq i$, $\tilde{Z}_j \in \left\{ \begin{bmatrix} \frac{\bar{z}^2-1}{2\bar{z}} & \frac{\bar{z}^2+1}{2\bar{z}} \\ \frac{\bar{z}^2+1}{2\bar{z}} & \frac{\bar{z}^2-1}{2\bar{z}} \end{bmatrix}, \begin{bmatrix} \frac{\bar{z}^2-1}{2\bar{z}} & -\frac{\bar{z}^2+1}{2\bar{z}} \\ -\frac{\bar{z}^2+1}{2\bar{z}} & \frac{\bar{z}^2-1}{2\bar{z}} \end{bmatrix} \right\}$, $j = 1, 2, \dots, \mathfrak{N}$, $\mathcal{P}_1 =$

$$\begin{bmatrix} 0_{1 \times \aleph} & 1 & 0_{1 \times \aleph} \\ I_{\aleph} & 0_{\aleph \times 1} & 0_{\aleph \times \aleph} \\ 0_{\aleph \times \aleph} & 0_{\aleph \times 1} & I_{\aleph} \end{bmatrix}, \mathcal{P}_2 \text{ is a } 2\aleph \times 2\aleph \text{ permutation matrix, } \mathcal{Q} = \text{diag}[\mathcal{Q}_{11}, \mathcal{Q}_{22}] \text{ is a real orthogonal matrix with}$$

$$\mathcal{Q}_{11} = \mathbf{Alg2}_{\mathcal{Q}_+}(\hat{\mathbf{R}}_{11}, \bar{\mathbf{q}}_{\aleph} \bar{\boldsymbol{\delta}}_{\aleph}) \text{diag}[\bar{\delta}_1, \dots, \bar{\delta}_{\aleph}], \bar{\delta}_j = \pm 1,$$

$$\mathcal{Q}_{22} = \mathbf{Alg1}_{\mathcal{Q}_+}(\hat{\mathbf{R}}_{22}, \tilde{\mathbf{q}}_1 \tilde{\boldsymbol{\delta}}_1) \text{diag}[\tilde{\delta}_1, \dots, \tilde{\delta}_{\aleph}], \tilde{\delta}_j = \pm 1,$$

$$\hat{\mathbf{R}}_{11} = [I_{\aleph} \quad 0_{\aleph \times \aleph}] \mathcal{P}_2^{\top} \bar{\mathbf{R}} \mathcal{P}_2 [I_{\aleph} \quad 0_{\aleph \times \aleph}]^{\top},$$

$$\hat{\mathbf{R}}_{22} = [0_{\aleph \times \aleph} \quad I_{\aleph}] \mathcal{P}_2^{\top} \bar{\mathbf{R}} \mathcal{P}_2 [0_{\aleph \times \aleph} \quad I_{\aleph}]^{\top},$$

$$\bar{\mathbf{R}} = \text{diag}[r_1, -r_1, r_2, -r_2, \dots, r_{\aleph}, -r_{\aleph}],$$

with $r_j \in \mathbb{R}$, $r_j \neq 0$, $|r_j| \neq |r_k|$ whenever $j \neq k$,

$$\bar{\mathbf{q}}_{\aleph} = \pm \frac{[I_{\aleph} \quad 0_{\aleph \times \aleph}] \mathcal{P}_2^{\top} \boldsymbol{\rho}}{\|[I_{\aleph} \quad 0_{\aleph \times \aleph}] \mathcal{P}_2^{\top} \boldsymbol{\rho}\|},$$

$$\tilde{\mathbf{q}}_1 = \pm \frac{[0_{\aleph \times \aleph} \quad I_{\aleph}] \mathcal{P}_2^{\top} \boldsymbol{\rho}}{\|[0_{\aleph \times \aleph} \quad I_{\aleph}] \mathcal{P}_2^{\top} \boldsymbol{\rho}\|},$$

$\boldsymbol{\rho} \in \mathbb{R}^{2\aleph \times 1}$ is a real eigenvector having no zero entries

associated with the eigenvalue $-\frac{1}{\bar{z}}$ of \bar{Z} .

This completes the necessity proof.

Sufficiency. We prove the sufficiency by construction. We will construct a quantum harmonic oscillator chain that satisfies the constraints ① and ②, and also generates the pure Gaussian state specified by (9). Since $\boldsymbol{\rho}$ has no zero entries, it follows from (15) and (16) that $\bar{\mathbf{q}}_{\aleph}$ and $\tilde{\mathbf{q}}_1$ have no zero entries. Since $r_j \in \mathbb{R}$, $r_j \neq 0$, and $|r_j| \neq |r_k|$ whenever $j \neq k$, it follows from (12) and (13) that $\hat{\mathbf{R}}_{11}$ and $\hat{\mathbf{R}}_{22}$ are both real diagonal matrices with distinct nonzero diagonal entries. Using Lemma 6 in [24], it follows that $(\hat{\mathbf{R}}_{11}, \bar{\mathbf{q}}_{\aleph} \bar{\boldsymbol{\delta}}_{\aleph})$ and $(\hat{\mathbf{R}}_{22}, \tilde{\mathbf{q}}_1 \tilde{\boldsymbol{\delta}}_1)$ are both controllable. It follows from Lemma 4 that the matrix $\hat{\mathbf{R}}_{11}$ and the vector $\bar{\mathbf{q}}_{\aleph} \bar{\boldsymbol{\delta}}_{\aleph}$ uniquely determine a real orthogonal matrix $\mathbf{Alg2}_{\mathcal{Q}_+}(\hat{\mathbf{R}}_{11}, \bar{\mathbf{q}}_{\aleph} \bar{\boldsymbol{\delta}}_{\aleph})$. Similarly, it follows from Lemma 3 that the matrix $\hat{\mathbf{R}}_{22}$ and the vector $\tilde{\mathbf{q}}_1 \tilde{\boldsymbol{\delta}}_1$ uniquely determine a real orthogonal matrix $\mathbf{Alg1}_{\mathcal{Q}_+}(\hat{\mathbf{R}}_{22}, \tilde{\mathbf{q}}_1 \tilde{\boldsymbol{\delta}}_1)$. Therefore, the matrices \mathcal{Q}_{11} and \mathcal{Q}_{22} in (10) and (11) are well defined.

Let us choose $R = \mathcal{P}_1^{\top} \begin{bmatrix} 0 & \check{\mathbf{R}}_{21}^{\top} \\ \check{\mathbf{R}}_{21} & \mathcal{Q}^{\top} \mathcal{P}_2^{\top} \bar{\mathbf{R}} \mathcal{P}_2 \mathcal{Q} \end{bmatrix} \mathcal{P}_1$, where $\check{\mathbf{R}}_{21} = \begin{bmatrix} 0_{(\aleph-1) \times 1} \\ \bar{\mathbf{q}}_{\aleph}^{\top} [I_{\aleph} \quad 0_{\aleph \times \aleph}] \mathcal{P}_2^{\top} \boldsymbol{\rho} \\ \tilde{\mathbf{q}}_1^{\top} [0_{\aleph \times \aleph} \quad I_{\aleph}] \mathcal{P}_2^{\top} \boldsymbol{\rho} \\ 0_{(\aleph-1) \times 1} \end{bmatrix}$,

$\Gamma = XRY$ and $P = \begin{bmatrix} 0_{\aleph \times 1} \\ \tau_p \\ 0_{\aleph \times 1} \end{bmatrix}$, where $\tau_p \neq 0$ and $\tau_p \in \mathbb{C}$ in (5) and (6). We next show that

the resulting linear quantum system with $\hat{H} = \frac{1}{2} \hat{x}^{\top} G \hat{x}$ and $\hat{L} = C \hat{x}$ satisfies the constraints ① and ②, and also generates the pure Gaussian state with Gaussian graph matrix (9). Obviously,

we have $R = R^\top$. Next we show $ZRZ = -R$. We note that

$$\begin{aligned}
ZRZ &= \mathcal{P}_1^\top \begin{bmatrix} \bar{z} & 0_{1 \times 2\aleph} \\ 0_{2\aleph \times 1} & \mathcal{Q}^\top \mathcal{P}_2^\top \bar{Z} \mathcal{P}_2 \mathcal{Q} \end{bmatrix} \begin{bmatrix} 0 & \check{R}_{21}^\top \\ \check{R}_{21} & \mathcal{Q}^\top \mathcal{P}_2^\top \bar{R} \mathcal{P}_2 \mathcal{Q} \end{bmatrix} \\
&= \mathcal{P}_1^\top \begin{bmatrix} \bar{z} & 0_{1 \times 2\aleph} \\ 0_{2\aleph \times 1} & \mathcal{Q}^\top \mathcal{P}_2^\top \bar{Z} \mathcal{P}_2 \mathcal{Q} \end{bmatrix} \mathcal{P}_1 \\
&= \mathcal{P}_1^\top \begin{bmatrix} 0 & \bar{z} \check{R}_{21}^\top \\ \mathcal{Q}^\top \mathcal{P}_2^\top \bar{Z} \mathcal{P}_2 \mathcal{Q} \check{R}_{21} & \mathcal{Q}^\top \mathcal{P}_2^\top \bar{Z} \bar{R} \mathcal{P}_2 \mathcal{Q} \end{bmatrix} \\
&= \mathcal{P}_1^\top \begin{bmatrix} \bar{z} & 0_{1 \times 2\aleph} \\ 0_{2\aleph \times 1} & \mathcal{Q}^\top \mathcal{P}_2^\top \bar{Z} \mathcal{P}_2 \mathcal{Q} \end{bmatrix} \mathcal{P}_1 \\
&= \mathcal{P}_1^\top \begin{bmatrix} 0 & \bar{z} \check{R}_{21}^\top \mathcal{Q}^\top \mathcal{P}_2^\top \bar{Z} \mathcal{P}_2 \mathcal{Q} \\ \mathcal{Q}^\top \mathcal{P}_2^\top \bar{Z} \mathcal{P}_2 \mathcal{Q} \check{R}_{21} \bar{z} & \mathcal{Q}^\top \mathcal{P}_2^\top \bar{Z} \bar{R} \bar{Z} \mathcal{P}_2 \mathcal{Q} \end{bmatrix} \mathcal{P}_1. \tag{35}
\end{aligned}$$

Since $\bar{Z} = \text{diag}[\bar{Z}_1, \dots, \bar{Z}_\aleph]$, where $\bar{Z}_j \in \left\{ \begin{bmatrix} \frac{\bar{z}^2-1}{2\bar{z}} & \frac{\bar{z}^2+1}{2\bar{z}} \\ \frac{\bar{z}^2+1}{2\bar{z}} & \frac{\bar{z}^2-1}{2\bar{z}} \end{bmatrix}, \begin{bmatrix} \frac{\bar{z}^2-1}{2\bar{z}} & -\frac{\bar{z}^2+1}{2\bar{z}} \\ -\frac{\bar{z}^2+1}{2\bar{z}} & \frac{\bar{z}^2-1}{2\bar{z}} \end{bmatrix} \right\}$, $j = 1, 2, \dots, \aleph$, and $\bar{R} = \text{diag}[r_1, -r_1, r_2, -r_2, \dots, r_\aleph, -r_\aleph]$, it is straightforward to show that $\bar{Z}\bar{R}\bar{Z} = -\bar{R}$. From (10) and (11), it can be shown that the last column of \mathcal{Q}_{11} is \bar{q}_\aleph and the first column of \mathcal{Q}_{22} is \bar{q}_1 . Hence we have

$$\begin{aligned}
\mathcal{P}_2 \mathcal{Q} \check{R}_{21} &= \mathcal{P}_2 \begin{bmatrix} \mathcal{Q}_{11} & 0_{\aleph \times \aleph} \\ 0_{\aleph \times \aleph} & \mathcal{Q}_{22} \end{bmatrix} \begin{bmatrix} 0_{(\aleph-1) \times 1} \\ \bar{q}_\aleph^\top [I_\aleph \ 0_{\aleph \times \aleph}] \mathcal{P}_2^\top \rho \\ \bar{q}_1^\top [0_{\aleph \times \aleph} \ I_\aleph] \mathcal{P}_2^\top \rho \\ 0_{(\aleph-1) \times 1} \end{bmatrix} = \mathcal{P}_2 \begin{bmatrix} \bar{q}_\aleph (\bar{q}_\aleph^\top [I_\aleph \ 0_{\aleph \times \aleph}] \mathcal{P}_2^\top \rho) \\ \bar{q}_1 (\bar{q}_1^\top [0_{\aleph \times \aleph} \ I_\aleph] \mathcal{P}_2^\top \rho) \end{bmatrix} \\
&= \mathcal{P}_2 \begin{bmatrix} \frac{[I_\aleph \ 0_{\aleph \times \aleph}] \mathcal{P}_2^\top \rho ([I_\aleph \ 0_{\aleph \times \aleph}] \mathcal{P}_2^\top \rho)^\top}{\left(\left\| [I_\aleph \ 0_{\aleph \times \aleph}] \mathcal{P}_2^\top \rho \right\|^2 \right)} [I_\aleph \ 0_{\aleph \times \aleph}] \mathcal{P}_2^\top \rho \\ \frac{[0_{\aleph \times \aleph} \ I_\aleph] \mathcal{P}_2^\top \rho ([0_{\aleph \times \aleph} \ I_\aleph] \mathcal{P}_2^\top \rho)^\top}{\left(\left\| [0_{\aleph \times \aleph} \ I_\aleph] \mathcal{P}_2^\top \rho \right\|^2 \right)} [0_{\aleph \times \aleph} \ I_\aleph] \mathcal{P}_2^\top \rho \end{bmatrix} = \mathcal{P}_2 \begin{bmatrix} [I_\aleph \ 0_{\aleph \times \aleph}] \mathcal{P}_2^\top \rho \\ [0_{\aleph \times \aleph} \ I_\aleph] \mathcal{P}_2^\top \rho \end{bmatrix} = \rho.
\end{aligned}$$

It then follows that

$$\begin{aligned}
\mathcal{Q}^\top \mathcal{P}_2^\top \bar{Z} \mathcal{P}_2 \mathcal{Q} \check{R}_{21} \bar{z} &= \mathcal{Q}^\top \mathcal{P}_2^\top \bar{Z} \rho \bar{z} = -\mathcal{Q}^\top \mathcal{P}_2^\top \rho \\
&= -\begin{bmatrix} \mathcal{Q}_{11}^\top & 0_{\aleph \times \aleph} \\ 0_{\aleph \times \aleph} & \mathcal{Q}_{22}^\top \end{bmatrix} \mathcal{P}_2^\top \rho = -\begin{bmatrix} \mathcal{Q}_{11}^\top [I_\aleph \ 0_{\aleph \times \aleph}] \mathcal{P}_2^\top \rho \\ \mathcal{Q}_{22}^\top [0_{\aleph \times \aleph} \ I_\aleph] \mathcal{P}_2^\top \rho \end{bmatrix} \\
&= -\begin{bmatrix} 0_{(\aleph-1) \times 1} \\ \bar{q}_\aleph^\top [I_\aleph \ 0_{\aleph \times \aleph}] \mathcal{P}_2^\top \rho \\ \bar{q}_1^\top [0_{\aleph \times \aleph} \ I_\aleph] \mathcal{P}_2^\top \rho \\ 0_{(\aleph-1) \times 1} \end{bmatrix} = -\check{R}_{21},
\end{aligned}$$

where we use the fact that both \mathcal{Q}_{11} and \mathcal{Q}_{22} are real orthogonal matrices, so their columns are mutually orthogonal. Substituting the above equation into (35) and noting that $\bar{Z}\bar{R}\bar{Z} = -\bar{R}$, we obtain $ZRZ = -R$. Recall that $Z = X + iY$. It then follows that $XRY = -YRX$, i.e., $\Gamma = -\Gamma^\top$. Next we show that the rank condition (7) holds. That is, we need to show (Q, P) is controllable. We have

$$Q = -iRY + Y^{-1}\Gamma = -RZ$$

$$\begin{aligned}
&= -\mathcal{P}_1^\top \begin{bmatrix} 0 & \check{R}_{21}^\top \\ \check{R}_{21} & \mathcal{Q}^\top \mathcal{P}_2^\top \check{R} \mathcal{P}_2 \mathcal{Q} \end{bmatrix} \begin{bmatrix} \bar{z} & 0_{1 \times 2\aleph} \\ 0_{2\aleph \times 1} & \mathcal{Q}^\top \mathcal{P}_2^\top \check{Z} \mathcal{P}_2 \mathcal{Q} \end{bmatrix} \mathcal{P}_1 \\
&= -\mathcal{P}_1^\top \begin{bmatrix} 0 & \check{R}_{21}^\top \mathcal{Q}^\top \mathcal{P}_2^\top \check{Z} \mathcal{P}_2 \mathcal{Q} \\ \check{R}_{21} \bar{z} & \mathcal{Q}^\top \mathcal{P}_2^\top \check{R} \check{Z} \mathcal{P}_2 \mathcal{Q} \end{bmatrix} \mathcal{P}_1.
\end{aligned}$$

According to Lemma 4 in [24], it suffices to show $\left(\begin{bmatrix} 0 & \check{R}_{21}^\top \mathcal{Q}^\top \mathcal{P}_2^\top \check{Z} \mathcal{P}_2 \mathcal{Q} \\ \check{R}_{21} \bar{z} & \mathcal{Q}^\top \mathcal{P}_2^\top \check{R} \check{Z} \mathcal{P}_2 \mathcal{Q} \end{bmatrix}, \mathcal{P}_1 P \right)$ is

controllable. Since $\mathcal{P}_1 P = \begin{bmatrix} \tau_p \\ 0_{2\aleph \times 1} \end{bmatrix}$, according to Lemma 5 in [24], it suffices to show that

$(\mathcal{Q}^\top \mathcal{P}_2^\top \check{R} \check{Z} \mathcal{P}_2 \mathcal{Q}, \check{R}_{21} \bar{z})$ is controllable. Again using Lemma 4 in [24], it suffices to show $(\check{R} \check{Z}, \mathcal{P}_2 \mathcal{Q} \check{R}_{21} \bar{z})$ is controllable. That is, we need to show $(\check{R} \check{Z}, \wp \bar{z})$ is controllable. Recall

that $\check{Z} = \text{diag}[\check{Z}_1, \dots, \check{Z}_\aleph]$. Let $\check{R}_j \triangleq \begin{bmatrix} r_j & 0 \\ 0 & -r_j \end{bmatrix}$, $r_j \neq 0$, and $\check{\wp}_j \triangleq \begin{bmatrix} \wp_{2j-1} \\ \wp_{2j} \end{bmatrix}$ where \wp_j is the j th element of \wp . According to Lemma 6 in [24], it suffices to show $(\check{R}_j \check{Z}_j, \check{\wp}_j \bar{z})$, $j = 1, 2, \dots, \aleph$, are all controllable and $\check{R}_j \check{Z}_j$, $j = 1, 2, \dots, \aleph$, have no common eigenvalues. Since \wp is a real eigenvector having no zero entries associated with the eigenvalue $-\frac{1}{\bar{z}}$ of \check{Z} , it follows that $\check{\wp}_j$ is a real eigenvector having no zero entries associated with the eigenvalue $-\frac{1}{\bar{z}}$ of \check{Z}_j . Therefore, we have

$$\begin{aligned}
&\text{rank} \left(\begin{bmatrix} \check{\wp}_j \bar{z} & \check{R}_j \check{Z}_j \check{\wp}_j \bar{z} \end{bmatrix} \right) = \text{rank} \left(\begin{bmatrix} \check{\wp}_j \bar{z} & -\check{R}_j \check{\wp}_j \end{bmatrix} \right) \\
&= \text{rank} \left(\begin{bmatrix} \wp_{2j-1} \bar{z} & -r_j \wp_{2j-1} \\ \wp_{2j} \bar{z} & r_j \wp_{2j} \end{bmatrix} \right) = 2, \quad j = 1, 2, \dots, \aleph.
\end{aligned}$$

It follows that $(\check{R}_j \check{Z}_j, \check{\wp}_j \bar{z})$, $j = 1, 2, \dots, \aleph$, is controllable. In addition, since $\check{Z}_j \in \left\{ \begin{bmatrix} \frac{\bar{z}^2-1}{2\bar{z}} & \frac{\bar{z}^2+1}{2\bar{z}} \\ \frac{\bar{z}^2+1}{2\bar{z}} & \frac{\bar{z}^2-1}{2\bar{z}} \end{bmatrix}, \begin{bmatrix} \frac{\bar{z}^2-1}{2\bar{z}} & -\frac{\bar{z}^2+1}{2\bar{z}} \\ -\frac{\bar{z}^2+1}{2\bar{z}} & \frac{\bar{z}^2-1}{2\bar{z}} \end{bmatrix} \right\}$, it is straightforward to show $(\check{R}_j \check{Z}_j)^2 = -\check{R}_j^2 = -r_j^2 I_2$.

Since $r_j \neq 0$, using Lemma 2 in [18], it follows that the matrix $\check{R}_j \check{Z}_j$ is diagonalizable and its eigenvalues are either $r_j i$ or $-r_j i$. Since $|r_j| \neq |r_k|$ whenever $j \neq k$, hence $\check{R}_j \check{Z}_j$, $j = 1, 2, \dots, \aleph$, have no common eigenvalues. By Lemma 6 in [24], we have established that $(\check{R} \check{Z}, \wp \bar{z})$ is controllable. Then we conclude that (Q, P) is controllable. Hence the resulting linear quantum system is strictly stable and generates the pure Gaussian state with Gaussian graph matrix (9). Finally, for the matrix R , using (12) and (13), we have

$$\begin{aligned}
&\mathcal{Q}^\top \mathcal{P}_2^\top \check{R} \mathcal{P}_2 \mathcal{Q} \\
&= \begin{bmatrix} \mathcal{Q}_{11}^\top & 0_{\aleph \times \aleph} \\ 0_{\aleph \times \aleph} & \mathcal{Q}_{22}^\top \end{bmatrix} \begin{bmatrix} \hat{R}_{11} & 0_{\aleph \times \aleph} \\ 0_{\aleph \times \aleph} & \hat{R}_{22} \end{bmatrix} \begin{bmatrix} \mathcal{Q}_{11} & 0_{\aleph \times \aleph} \\ 0_{\aleph \times \aleph} & \mathcal{Q}_{22} \end{bmatrix} \\
&= \begin{bmatrix} \mathcal{Q}_{11}^\top \hat{R}_{11} \mathcal{Q}_{11} & 0_{\aleph \times \aleph} \\ 0_{\aleph \times \aleph} & \mathcal{Q}_{22}^\top \hat{R}_{22} \mathcal{Q}_{22} \end{bmatrix}.
\end{aligned}$$

It follows from (10) and (11) that $\mathcal{Q}_{11}^\top \hat{R}_{11} \mathcal{Q}_{11}$ and $\mathcal{Q}_{22}^\top \hat{R}_{22} \mathcal{Q}_{22}$ are unreduced real symmetric tridiagonal matrices. It is straightforward to show that the chosen R is an unreduced real symmetric tridiagonal matrix. Substituting R , Γ and P into (5) and (6), we obtain the

system Hamiltonian $\hat{H} = \frac{1}{2}\hat{x}^\top G\hat{x} = \frac{1}{2}\hat{x}^\top \begin{bmatrix} R & 0_{(2\mathfrak{K}+1)\times(2\mathfrak{K}+1)} \\ 0_{(2\mathfrak{K}+1)\times(2\mathfrak{K}+1)} & R \end{bmatrix} \hat{x}$, which satisfies the first constraint ①. In addition, the system-reservoir coupling vector \hat{L} is given by $\hat{L} = C\hat{x} = P^\top [-Z I_{2\mathfrak{K}+1}] \hat{x} = -\tau_p \bar{z} \hat{q}_{\mathfrak{K}+1} + \tau_p \hat{p}_{\mathfrak{K}+1}$, which satisfies the second constraint ②. Thus the resulting system satisfies the constraints ① and ②, and also generates the pure Gaussian state specified by (9). This completes the sufficiency proof. \square

References

- [1] S. L. Braunstein and A. K. Pati, *Quantum Information with Continuous Variables*. Springer, 2003.
- [2] G. Adesso and F. Illuminati, “Entanglement in continuous-variable systems: recent advances and current perspectives,” *Journal of Physics A: Mathematical and Theoretical*, vol. 40, no. 28, pp. 7821–7880, 2007.
- [3] C. Weedbrook, S. Pirandola, R. García-Patrón, N. J. Cerf, T. C. Ralph, J. H. Shapiro, and S. Lloyd, “Gaussian quantum information,” *Reviews of Modern Physics*, vol. 84, no. 2, pp. 621–669, 2012.
- [4] G. Adesso, “Generic entanglement and standard form for N-mode pure Gaussian states,” *Physical Review Letters*, vol. 97, no. 13, p. 130502, 2006.
- [5] R. Simon, E. C. G. Sudarshan, and N. Mukunda, “Gaussian pure states in quantum mechanics and the symplectic group,” *Physical Review A*, vol. 37, no. 8, pp. 3028–3038, 1988.
- [6] R. Simon, N. Mukunda, and B. Dutta, “Quantum-noise matrix for multimode systems: $U(n)$ invariance, squeezing, and normal forms,” *Physical Review A*, vol. 49, no. 3, pp. 1567–1583, 1994.
- [7] J. F. Poyatos, J. I. Cirac, and P. Zoller, “Quantum reservoir engineering with laser cooled trapped ions,” *Physical Review Letters*, vol. 77, no. 23, pp. 4728–4731, 1996.
- [8] M. J. Woolley and A. A. Clerk, “Two-mode squeezed states in cavity optomechanics via engineering of a single reservoir,” *Physical Review A*, vol. 89, no. 6, p. 063805, 2014.
- [9] J. S. Prauzner-Bechcicki, “Two-mode squeezed vacuum state coupled to the common thermal reservoir,” *Journal of Physics A: Mathematical and General*, vol. 37, no. 15, pp. L173–L181, 2004.
- [10] N. Yamamoto, “Parametrization of the feedback Hamiltonian realizing a pure steady state,” *Physical Review A*, vol. 72, no. 2, p. 024104, 2005.
- [11] B. Kraus, H. P. Büchler, S. Diehl, A. Kantian, A. Micheli, and P. Zoller, “Preparation of entangled states by quantum Markov processes,” *Physical Review A*, vol. 78, no. 4, p. 042307, 2008.
- [12] F. Verstraete, M. M. Wolf, and J. I. Cirac, “Quantum computation and quantum-state engineering driven by dissipation,” *Nature Physics*, vol. 5, no. 9, pp. 633–636, 2009.
- [13] K. Koga and N. Yamamoto, “Dissipation-induced pure Gaussian state,” *Physical Review A*, vol. 85, no. 2, p. 022103, 2012.
- [14] N. Yamamoto, “Pure Gaussian state generation via dissipation: a quantum stochastic differential equation approach,” *Philosophical Transactions of the Royal Society A: Mathematical, Physical and Engineering Sciences*, vol. 370, no. 1979, pp. 5324–5337, 2012.
- [15] Y. Ikeda and N. Yamamoto, “Deterministic generation of Gaussian pure states in a quasilocal dissipative system,” *Physical Review A*, vol. 87, no. 3, p. 033802, 2013.
- [16] S. Ma, M. J. Woolley, I. R. Petersen, and N. Yamamoto, “Preparation of pure Gaussian states via cascaded quantum systems,” in *Proceedings of IEEE Conference on Control Applications (CCA)*, October 2014, pp. 1970–1975.
- [17] S. Ma, M. J. Woolley, I. R. Petersen, and N. Yamamoto, “Cascade and locally dissipative realizations of linear quantum systems for pure Gaussian state covariance assignment,” *arXiv:1604.03182*, 2016. [Online]. Available: <http://arxiv.org/abs/1604.03182>
- [18] S. Ma, I. R. Petersen, and M. J. Woolley, “Linear quantum systems with diagonal passive Hamiltonian and a single dissipative channel,” *arXiv:1511.04929*, 2015. [Online]. Available: <http://arxiv.org/abs/1511.04929>

- [19] H. M. Wiseman and G. J. Milburn, *Quantum Measurement and Control*. Cambridge University Press, 2010.
- [20] H. P. Breuer and F. Petruccione, *The Theory of Open Quantum Systems*. Oxford University Press, 2002.
- [21] S. Zippilli, J. Li, and D. Vitali, “Steady-state nested entanglement structures in harmonic chains with single-site squeezing manipulation,” *Physical Review A*, vol. 92, no. 3, p. 032319, 2015.
- [22] K. Audenaert, J. Eisert, and M. B. Plenio, “Entanglement properties of the harmonic chain,” *Physical Review A*, vol. 66, no. 4, p. 042327, 2002.
- [23] A. Botero and B. Reznik, “Spatial structures and localization of vacuum entanglement in the linear harmonic chain,” *Physical Review A*, vol. 70, no. 5, p. 052329, 2004.
- [24] S. Ma, M. J. Woolley, I. R. Petersen, and N. Yamamoto, “Pure Gaussian quantum states from passive Hamiltonians and an active local dissipative process,” *arXiv:1608.02698*, 2016. [Online]. Available: <http://arxiv.org/abs/1608.02698>
- [25] F. Benatti and R. Floreanini, “Entangling oscillators through environment noise,” *Journal of Physics A: Mathematical and General*, vol. 39, no. 11, pp. 2689–2699, 2006.
- [26] S. Pirandola, A. Serafini, and S. Lloyd, “Correlation matrices of two-mode bosonic systems,” *Physical Review A*, vol. 79, no. 5, p. 052327, 2009.
- [27] V. Link and W. T. Strunz, “Geometry of Gaussian quantum states,” *Journal of Physics A: Mathematical and Theoretical*, vol. 48, no. 27, p. 275301, 2015.
- [28] N. C. Menicucci, S. T. Flammia, and P. van Loock, “Graphical calculus for Gaussian pure states,” *Physical Review A*, vol. 83, no. 4, p. 042335, 2011.
- [29] H. M. Wiseman and A. C. Doherty, “Optimal unravellings for feedback control in linear quantum systems,” *Physical Review Letters*, vol. 94, no. 7, p. 070405, 2005.
- [30] K. Zhou, J. C. Doyle, and K. Glover, *Robust and Optimal Control*. Prentice Hall, 1996.
- [31] D. Kulkarni, D. Schmidt, and S. K. Tsui, “Eigenvalues of tridiagonal pseudo-Toeplitz matrices,” *Linear Algebra and its Applications*, vol. 297, no. 1–3, pp. 63–80, 1999.
- [32] R. A. Horn and C. R. Johnson, *Matrix Analysis*, 2nd ed. Cambridge University Press, 2012.
- [33] B. N. Parlett, *The Symmetric Eigenvalue Problem*. Society for Industrial and Applied Mathematics, 1998.
- [34] G. H. Golub and C. F. V. Loan, *Matrix Computations*. Johns Hopkins University Press, 1996.
- [35] G. Vidal and R. F. Werner, “Computable measure of entanglement,” *Physical Review A*, vol. 65, no. 3, p. 032314, 2002.
- [36] M. B. Plenio, “The logarithmic negativity: a full entanglement monotone that is not convex,” *Physical Review Letters*, vol. 95, no. 9, p. 090503, 2005.
- [37] G. Adesso, A. Serafini, and F. Illuminati, “Extremal entanglement and mixedness in continuous variable systems,” *Physical Review A*, vol. 70, no. 2, p. 022318, 2004.
- [38] M. B. Plenio, J. Eisert, J. Dreißig, and M. Cramer, “Entropy, entanglement, and area: analytical results for harmonic lattice systems,” *Physical Review Letters*, vol. 94, no. 6, p. 060503, 2005.
- [39] M. Cramer, J. Eisert, M. B. Plenio, and J. Dreißig, “Entanglement-area law for general bosonic harmonic lattice systems,” *Physical Review A*, vol. 73, no. 1, p. 012309, 2006.
- [40] J. Eisert and T. Prosen, “Noise-driven quantum criticality,” *arXiv:1012.5013*, 2010. [Online]. Available: <http://arxiv.org/abs/1012.5013>