

Energy Cascade in Quantum Gases

Tin-Lun Ho and X. Y. Yin

Department of Physics, The Ohio State University, Columbus, OH 43210, USA

(Dated: February 16, 2022)

Energy cascade is ubiquitous in systems far from equilibrium. Facilitated by particle interactions and external forces, it can lead to highly complex phenomena like fully developed turbulence, characterized by power law velocity correlation functions. Yet despite decades of research, how these power laws emerge from first principle remains unclear. Recently, experiments show that when a Bose condensate is subjected to periodic shaking, its momentum distribution exhibits a power law behavior. The flexibility of cold atom experiments has provided new opportunities to explore the emergence of these power laws, and to disentangle different sources of energy cascade. Here, we point out that recent experiments in cold atoms imply that classical turbulence is part of a larger family of scale invariant phenomena that include ideal gases. Moreover, the property of the entire family is contained in the structure of its Floquet states. For ideal gases, we show analytically that its momentum distribution acquires a $1/q^2$ tail in each dimension when it is shaken periodically.

When a system is driven far away from equilibrium, energy is transferred from one length scale to another. Such processes often lead to strong fluctuations and chaotic behavior. For a classical turbulent fluid, the conventional picture is that as energy is injected at a large length scale, it cascades down to nearby smaller scales through formation of eddies, and will be finally dissipated through viscosity at a short length scale [1–3]. The famous $k^{-5/3}$ scaling of the energy spectrum proposed by Kolmogorov is based on this picture [4]. However, after a century of studies, a first principle derivation of this power law is still lacking. In recent years, there have been increasing efforts to use Bose condensates to study superfluid turbulence [5–11]. Recently, Hadzibabic’s group at Cambridge has shown that when a Bose condensate in a box trap is subjected to an oscillating force, its momentum distribution $n(k)$ exhibits a power law behavior [12]. This study has raised new issues in the research of turbulence. While conventional studies focus on velocity-velocity correlations (a four point function), momentum distribution is a two-point function, and is arguably a more fundamental quantity.

The Cambridge experiment was explained in terms of Gross-Pitaevskii (GP) equation [12]. Here, we study the power law behavior of shaken quantum gases in a different context, not necessarily restricted to bosons. Our purposes are : **I** To point out that the recent experiments [9–12] as well as the physics of BEC-BCS crossover [13, 14] suggest strongly that (A) the state of classical turbulence is part of a large “cascade continuum” characterized by power law correlation functions, and (B) the power law behavior of the entire continuum is contained in its Floquet states that can be generated by a periodic force with a *single* frequency; **II** to show explicitly that when an ideal gas in a box trap is subjected to a shaking force, its momentum distribution will acquire a $1/q^2$ power law tail, consistent with the features (A) and (B).

The cascade continuum: Figure 1 shows the equilib-

rium phase diagram of BEC-BCS crossover of a spin-1/2 Fermi gas [13, 14]. The horizontal axis is $-(k_F a_s)^{-1}$, where k_F is the Fermi wave vector and a_s is the scattering length between opposite spins. Far on the BEC side, $0 < k_F a_s \ll 1$, two fermions with opposite spin form a tightly bound bosonic molecule. The ground state is a Bose-Einstein condensate (BEC) of molecules, described by the GP equation as the Rb BEC in Ref. [12]. In the strongly interacting regime, $1/|k_F a_s| \leq 1$, the ground state is a BCS condensate. Recent experiments [15] show that it is well described by Landau’s two fluid hydrodynamics. It is known that the GP equation can be cast in the form of the $T = 0$ two-fluid hydrodynamics Ref. [16], this means that the superfluid phase in the strongly interacting region will exhibit the same power law behavior as in Ref. [12] when shaken by a periodic force.

On the other hand, it is well known that the two-fluid hydrodynamic equations reduce to the Navier-Stokes equation in the normal state. A normal Fermi gas near unitarity must therefore exhibit turbulent behavior at sufficiently high Reynold numbers [1–3]. The question is how the power law behavior of a quantum gas under shaking changes with interaction strength a_s . Should the power law correlations persist to vanishing interaction, (which we shall show to be the case), it means that the classical turbulence is part of a larger family of dynamical phenomena that exhibit power law behavior, and the region of parameter space that contains this behavior is likely to extend over the entire interaction range $(k_F a_s)^{-1}$, which we shall refer to as the “cascade continuum”. In the conventional studies of turbulence, the term “cascade” means transfer of energy between different length scales through particle interactions. Here, we use this term in a more general sense to include the transfer of energy between different spatial modes caused by external forces.

The fact that a periodic force with a single frequency ω is able to generate a power law in $n(k)$ (Ref. [12]) has important implications. Since the quantum evolution

behave as $1/q$ for $q \gg P_\ell$ as shown in Eq. (4), leading to a $1/q^2$ tail in the momentum distribution. However, to calculate the momentum distributions of the Floquet states (Eq. (6)) or the general states (Eq. (5)), we need to understand the behaviors of the coefficients A_ℓ and B_ℓ .

We show in Supplementary Materials that Eq. (8) is equivalent to the following matrix equations for the coefficients $\{A_\ell, B_\ell\}$

$$\sum_m W_{n,m} f_m = 0, \quad \sum_m \tilde{W}_{n,m} \tilde{f}_m = 0, \quad (9)$$

$$W_{n,m} = \epsilon_m i^m J_{-n+m}(P_m a) \cos P_m L/2, \quad n \text{ even} \quad (10)$$

$$= \epsilon_m^{-1} i^m J_{-n+m}(P_m a) \sin P_m L/2, \quad n \text{ odd} \quad (11)$$

$$\tilde{W}_{n,m} = \epsilon_m i^m J_{-n+m}(P_m a) \sin P_m L/2, \quad n \text{ even} \quad (12)$$

$$= \epsilon_m^{-1} i^m J_{-n+m}(P_m a) \cos P_m L/2, \quad n \text{ odd} \quad (13)$$

where $\epsilon_m = 1$ and i for even and odd m ; $J_n(x)$ is the Bessel function; $f_m = A_m$ and B_m (and $\tilde{f}_m = B_m$ and A_m) for even and odd m , respectively. The two equations in Eq. (9) are for the sets $(\dots B_{-1}, A_0, B_1, A_2, \dots)$ and $(\dots A_{-1}, B_0, A_1, B_2, \dots)$. The quasi-energy s enters the matrices W and \tilde{W} through $P_m = m\omega + s$, Eq. (7). It is determined by setting $\text{Det}||W|| = \text{Det}||\tilde{W}|| = 0$. We have found the solutions of Eq. (9) and have verified their validity by solving Eq. (1) using different methods. (See Supplementary Materials). The properties of Floquet states are as follows.

1. *Floquet families* : As $a \rightarrow 0$, the Floquet state $\Psi_s(x, t)$ must reduce to one of the box states, say, $e^{-ik^2 t} u_k(x)$, which can be written as $e^{-is_k t} [e^{-i\ell_k \omega t} u_k(x)]$,

$$\ell_k = \text{Int} \left(\frac{k^2}{\omega} \right), \quad \frac{s_k}{\omega} = \left\{ \frac{k^2}{\omega} \right\} \quad (14)$$

where $\text{Int}(x)$ and $\{x\} > 0$ are the integer and fractional part of x , $x = \text{Int}(x) + \{x\}$. In other words, the box state $e^{-ik^2 t} u_k(x)$ is a Floquet state with quasi-energy s_k and a single frequency mode at ℓ_k . This can also be seen from Eqs. (10)-(13). When $a = 0$, only the Bessel functions with $m = n$ survive, which means either $\cos(P_n L/2) = 0$ or $\sin(P_n L/2) = 0$, i.e. P_n must be the wave vector of a box state (Eqs. (2) and (3)).

For non-zero a , none of the Bessel functions in Eqs. (10)-(13) vanish. Two processes then occur. (i) A box state, say, at k_o (i.e. a Floquet state with a single frequency mode at ℓ_{k_o}), will cause other frequency modes to grow. (ii) At the same time, its wave vector will shift away from k_o . Both features are results of energy cascade. The former is a result of the coupling between frequency modes differing by energy $\sim \omega$. The latter is the result of energy transfer from k_o to nearby

box states, as $\cos Px$ with P close to a box state k_o is made up of many box states near k_o with distribution $\tilde{\alpha}_{k_o}(P)$. (See also Section III of Supplementary Materials). The family of Floquet states that emerges from the box state k_o as a increases will be referred to as the Floquet family “rooted” at k_o , with quasi-energy $s = s_{k_o, a}$, ($s_{k_o, a=0} = s_{k_o}$). The general structures of these families are shown schematically in Fig. 2.

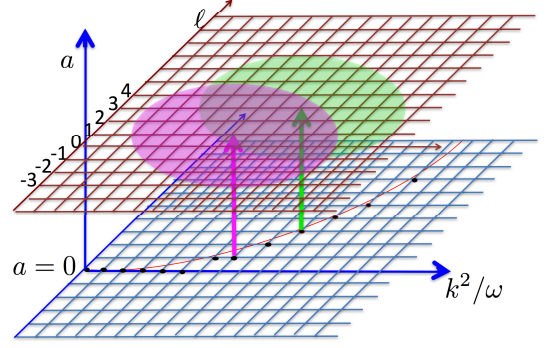


FIG. 2. (Color online) Schematic representation of the structure of the Floquet states in the space of frequency and spatial mode, $(\ell - k^2)$, with k^2 measured in units of ω . The solid curve is the energy k^2 . At $a = 0$, each Floquet state is a box state u_k with a single frequency mode ℓ_k , corresponding to a point (a black dot) in the $\ell - k^2$ plane. Its quasi-energy s_k is the difference between the height of the curve and the location of the dot below, $s_k = k^2 - \ell_k \omega$. As a increases, the number of frequency modes proliferates, and the quasi-energy becomes $s_{k,a}$. Since the wave vectors P_ℓ of these frequency modes differ from those of box states, each of them is composed of a large number box states $\{u_p\}$ with distribution $\tilde{\alpha}_p(P_\ell)$. The state $s_{k,a}$ then occupies a region in the $\ell - k^2$ plane. The two circular discs depicted represent two Floquet states at $a \neq 0$ grown out from two different box state at $a = 0$. The family of states $s_{k,a}$ for all a will be referred to as the Floquet family rooted at k . Among all box states, $|s_{k,a}\rangle$ has largest overlap with its root state.

Consequently, we can write the Fourier transform of the state in Eq. (5) as

$$\tilde{\Psi}(q, t) = \sum_k e^{-is_{k,a} t} |q| s_{k,a}; t \rangle \langle s_{k,a}; 0 | \Psi_o \rangle. \quad (15)$$

where we have use the simplified notation $|\varphi_{s_{k,a}}; t\rangle \equiv |s_{k,a}; t\rangle$. The momentum distribution of $\tilde{\Psi}(q, t)$ at integer period is $n(q) \equiv n(q, NT) \equiv |\tilde{\Psi}(q, NT)|^2$, or

$$n(q) = \sum_k |G_k(q)|^2 + \sum_{k \neq k'} G_{k'}^*(q) G_k(q) e^{iNT(s_{k',a} - s_{k,a})} \quad (16)$$

$$G_k(q) = \langle q | s_{k,a}; 0 \rangle \langle s_{k,a}; 0 | \Psi_o \rangle. \quad (17)$$

The second term in Eq. (16) represents the dephasing between different Floquet states. It will decrease in strength for large time NT . If this term decreases to zero, $n(q)$ will be given by the first term, which is the

sum of the momentum distribution of the Floquet state that overlaps strongly with the initial state.

2. *Overlap and momentum distribution:* To calculate the overlap $\langle s_{k,a}; 0 | \Psi_0 \rangle$ in Eq. (15), it is sufficient to calculate $\langle s_{k,a}; 0 | u_p \rangle$, which can be obtained from the solution of Eq. (10) to (13). In Fig. 3, we have plotted the magnitude of this overlap as a function of p for a shaking amplitude $a \gg 1/\omega L$. In terms of un-scaled length and time, it means the momentum due to the shaking $M a \omega$ is much larger than the confinement momentum \hbar/L . Figure 3 shows that the overlap is maximum at $p = k$, i.e. the overlap is the largest if the box state $|u_p\rangle$ is the root of the Floquet family $s_{k,a}$. Figure 3 also shows a sequence of larger discrete peaks separated from neighboring ones with energy difference $\sim \omega$, as well as other smaller peaks surrounding these larger peaks. They are caused by the cascade processes (i) and (ii) discussed previously. Despite the somewhat random appearance of these peaks, it actually has a regularity structure as seen from their momentum distribution $n_{s_{k,a}}(q, t) \equiv |\langle q | s_{k,a}; t \rangle|^2$ at integer period $t = NT$, as shown in Figure 4. It has a sequence of pronounced peaks separated from neighboring ones with energy ω . This means there is still considerable phase coherence in the Floquet state. Finally, due to the $1/q$ tail of the Fourier transform of each frequency mode, $n_{s_{k,a}}(q)$ acquires a $1/q^2$ tail.

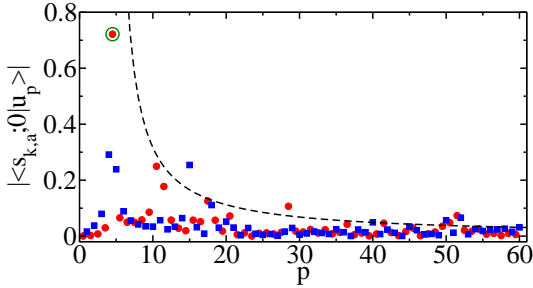


FIG. 3. (Color online) The magnitude of the overlap $|\langle s_{k,a}; 0 | u_p \rangle|$ versus p : for $k = 4.5(2\pi/L)$, $\omega = 100(2\pi/L)^2$, $L = 1$, and $a\omega L = 76$. (See Supplementary Materials). Squares and circles correspond to box states u_p with even and odd parity. The circled peak is the root state.

Equations (5) and (15) can be easily generalized to the evolution of density matrices. For an ideal Fermi gas and Bose gas with an initial equilibrium distribution, their momentum distributions averaged over a period after long time shaking is shown in Fig. 5. Indeed we have found the second term in Eq. (16) vanishes. A $1/q^2$ tail is apparent in the case of Fermi gas when $q > k_F$, since all the Floquet states rooted within the Fermi momentum k_F all have a $1/q^2$ tail. In contrast, the Bose distribution does not have a sharp cut off in energy space, the Floquet states rooted below and above q all contribute to the momentum distribution at q . As a result, $n(q, t)$ does not have a clean $1/q^2$ tail. Instead, there is a strong

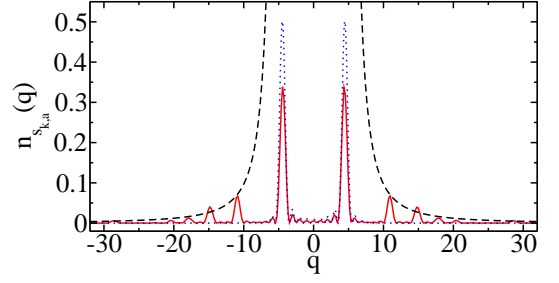


FIG. 4. (Color online) The red solid line shows the momentum distribution $n_{s_{k,a}}(q)$ for the Floquet state shown in Figure 3 at integer period. The blue dotted line shows the momentum distribution of the root state at $k = 4.5$. The dash line shows a $1/q^2$ tail.

depletion of occupation at small momentum. Finally, we note that generalizing to 3D, the momentum distribution $n(q_x, q_y, q_z; t)$ will behave as $(q_x q_y q_z)^{-2}$ for large \mathbf{q} .

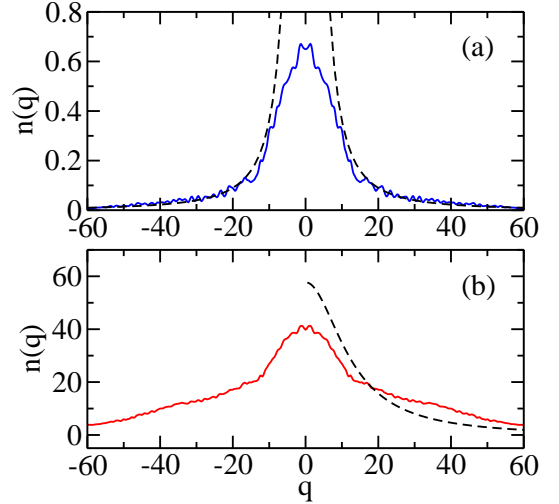


FIG. 5. (Color online) Upper panel: the momentum distribution of a Fermi gas evolved from a zero temperature Fermi distribution averaged over a periodic after long time $t = NT$, $N \gg 1$, with parameters same as Figure 3. The Fermi wave vector of the initial state is $k_F = 8$. Lower panel: The corresponding momentum distribution of a Bose gas evolved from at low temperature equilibrium distribution. The temperature and chemical potential (in units of $(2\pi/L)^2$) of the initial state is $k_B T = 9000$ and $\mu = -154.5$. The dashed line is the equilibrium Bose distribution function.

Final remarks: The $1/q^2$ tail in the momentum distribution is caused by the shift of wave vector P_ℓ of the frequency modes from its original quantized value in a static box. Such shifts are required to satisfy the boundary condition once other frequency modes appear. These shifts can also be viewed as the appearance of an effective “energy dependent” box size. This feature should also persist in the presence of interaction, even though

interaction will lead to a different power law.

We thank Nir Navon for communications of his experiment and for comments on the first draft of this paper; Jayaprakash for stimulating discussions on turbulence. TLH acknowledges the support by NSF Grant DMR1309615, MURI Grant FP054294-D, and NASA Fundamental Physics Grant 1518233.

-
- [1] G. Parisi and U. Frisch, “Turbulence and predictability in geophysical fluid dynamics, Proceedings of the International Summer School in Physics Enrico Fermi (North-Holland, Amsterdam, 1985), p. 84.”.
 - [2] M. Esposito, U. Harbola, and S. Mukamel, “Nonequilibrium fluctuations, fluctuation theorems, and counting statistics in quantum systems,” *Rev. Mod. Phys.* **81**, 1665 (2009).
 - [3] M. Campisi, P. Hänggi, and P. Talkner, “*Colloquium* : Quantum fluctuation relations: Foundations and applications,” *Rev. Mod. Phys.* **83**, 771 (2011).
 - [4] A. N. Kolmogorov, “Proceedings of the ussr academy of sciences (russian) 30: 299-303, 1941.”.
 - [5] N. G. Berloff and B. V. Svistunov, “Scenario of strongly nonequilibrated Bose-Einstein condensation,” *Phys. Rev. A* **66**, 013603 (2002).
 - [6] M. Kobayashi and M. Tsubota, “Kolmogorov spectrum of superfluid turbulence: Numerical analysis of the Gross-Pitaevskii equation with a small-scale dissipation,” *Phys. Rev. Lett.* **94**, 065302 (2005).
 - [7] D. Proment, S. Nazarenko, and M. Onorato, “Quantum turbulence cascades in the Gross-Pitaevskii model,” *Phys. Rev. A* **80**, 051603 (2009).
 - [8] M. T. Reeves, T. P. Billam, B. P. Anderson, and A. S. Bradley, “Inverse energy cascade in forced two-dimensional quantum turbulence,” *Phys. Rev. Lett.* **110**, 104501 (2013).
 - [9] E. A. L. Henn, J. A. Seman, G. Roati, K. M. F. Magalhães, and V. S. Bagnato, “Emergence of turbulence in an oscillating Bose-Einstein condensate,” *Phys. Rev. Lett.* **103**, 045301 (2009).
 - [10] W. J. Kwon, G. Moon, J.-y. Choi, S. W. Seo, and Y.-i. Shin, “Relaxation of superfluid turbulence in highly oblate Bose-Einstein condensates,” *Phys. Rev. A* **90**, 063627 (2014).
 - [11] M. C. Tsatsos, P. E. Tavares, A. Cidrim, A. R. Fritsch, M. A. Caracanhas, F. E. A. dos Santos, C. F. Barengi, and V. S. Bagnato, “Quantum turbulence in trapped atomic Bose-Einstein condensates,” *Physics Reports* **622**, 1 (2016).
 - [12] N. Navon, A. L. Gaunt, R. P. Smith, and Z. Hazibabic, “Emergence of a turbulent cascade in a quantum gas,” arXiv:1609.01271 To appear in *Nature*.
 - [13] M. Randeria, “Ultracold Fermi gases: Pre-pairing for condensation,” *Nature Physics* **6**, 561 (2010).
 - [14] C. A. R. Sà de Melo, “When fermions become bosons: Pairing in ultracold gases,” *Physics Today* **61**, 45 (2008).
 - [15] L. A. Sidorenkov, M. K. Tey, R. Grimm, Y.-H. Hou, L. Pitaevskii, and S. Stringari, “Second sound and the superfluid fraction in a Fermi gas with resonant interactions,” *Nature* **498**, 78 (2013).
 - [16] S. Stringari, “Collective excitations of a trapped Bose-condensed gas,” *Phys. Rev. Lett.* **77**, 2360 (1996), see also Chapter 7, C. J. Pethick and H. Smith, *Bose-Einstein Condensates in Dilute Gases*, Second Edition, Cambridge University Press, 2008.
 - [17] J. H. Shirley, “Solution of the Schrödinger equation with a Hamiltonian periodic in time,” *Phys. Rev.* **138**, B979 (1965).
 - [18] A. Eckardt and E. Anisimovas, “High-frequency approximation for periodically driven quantum systems from a Floquet-space perspective,” *New Journal of Physics* **17**, 093039 (2015).
 - [19] M. Wagner, “Strongly driven quantum wells: An analytical solution to the time-dependent Schrödinger equation,” *Phys. Rev. Lett.* **76**, 4010 (1996).

Supplemental Materials Energy Cascade in Quantum Gases

Tin-Lun Ho and X. Y. Yin

Department of Physics, The Ohio State University, Columbus, OH 43210, USA

(Dated: February 16, 2022)

(I) EQUIVALENCE BETWEEN A SHAKING POTENTIAL AND AN OSCILLATING LINEAR POTENTIAL

The Schrödinger equation of a particle in a trap $U(x)$ subjected to an oscillating linear potential is

$$i\hbar\partial_t|\eta(t)\rangle = \left(\frac{p^2}{2M} + U(x) - \gamma\frac{x}{L}\cos\omega t\right)|\eta(t)\rangle. \quad (\text{S1})$$

Such oscillating potential is used in the recent Cambridge experiment [1]. Through a unitary transformation

$$|\Psi(t)\rangle = e^{-ipa(t)/\hbar} e^{iM\dot{a}x/\hbar} e^{i\int_0^t M\dot{a}(t')^2/2dt'/\hbar} |\eta(t)\rangle, \quad a(t) = a\cos\omega t, \quad \gamma/L = Ma\omega^2 \quad (\text{S2})$$

or

$$|\Psi(t)\rangle = \exp\left[-\frac{ipac\cos\omega t}{\hbar}\right] \exp\left[-\frac{iMa\omega\sin\omega t}{\hbar}\right] \exp\left[\left(\frac{iM\omega^2 a^2}{2\hbar}\right)\left(t - \frac{\sin 2\omega t}{2\omega}\right)\right] |\eta(t)\rangle, \quad (\text{S3})$$

Equation (S1) can be written as

$$i\hbar\partial_t|\Psi(t)\rangle = \left(\frac{p^2}{2M} + U(x - a\cos\omega t)\right)|\Psi(t)\rangle. \quad (\text{S4})$$

which is the Schrödinger equation of a particle in a shaking potential with shaking amplitude a . If we denote the momentum distribution of $|\Psi(t)\rangle$ and $|\eta(t)\rangle$ as

$$n_\eta(q, t) = |\langle q|\eta(t)\rangle|^2, \quad \text{and} \quad n_\Psi(q, t) = |\langle q|\Psi(t)\rangle|^2, \quad (\text{S5})$$

it is straightforward to show that at integer time $t = NT$, $T = 2\pi/\omega$, we have

$$n_\eta(q, NT) = n_\Psi(q, NT) \quad (\text{S6})$$

This result can be generalized to higher dimensions. For example, in 3D, an oscillating force in rectangular box with length L_x, L_y, L_z is simply

$$i\hbar\partial_t|\eta(t)\rangle = \sum_{i=x,y,z} \left(\frac{p_i^2}{2M} + U(x_i) - \gamma_i\frac{x_i}{L_i}\cos\omega t\right)|\eta(t)\rangle. \quad (\text{S7})$$

which is separable into three separate directions. In our calculations that generate Fig. 3 and 4, we have considered the case $Ma\omega \gg \hbar/L$. From Eq. (S2), it corresponds to $\gamma/(\hbar\omega) \gg 1$.

(II) DERIVATION AND SOLUTION OF EQS. (10)-(13) :

The boundary condition Eq. (8),

$$\sum_\ell e^{-i\ell\omega t} \left(A_\ell \cos\left(P_\ell\left(\pm\frac{L}{2} - a\cos\omega t\right)\right) + B_\ell \sin\left(P_\ell\left(\pm\frac{L}{2} - a\cos\omega t\right)\right) \right) = 0 \quad (\text{S8})$$

can be written as

$$\sum_{\ell} e^{-i\ell\omega t} \left(\left[A_{\ell} \cos\left(\frac{P_{\ell}L}{2}\right) \pm B_{\ell} \sin\left(\frac{P_{\ell}L}{2}\right) \right] \cos(P_{\ell}a \cos\omega t) + \left[\pm A_{\ell} \sin\left(\frac{P_{\ell}L}{2}\right) - B_{\ell} \cos\left(\frac{P_{\ell}L}{2}\right) \right] \sin(P_{\ell}a \cos\omega t) \right) = 0. \quad (\text{S9})$$

Using the fact that

$$\cos(z \cos\phi) = \sum_m (-1)^m J_{2m}(z) e^{2im\phi} \quad (\text{S10})$$

$$\sin(z \cos\phi) = \sum_m (-1)^m J_{2m+1}(z) e^{i(2m+1)\phi} \quad (\text{S11})$$

we can write Eq. (S9) as

$$\begin{aligned} & \sum_{\ell} e^{-i\ell\omega t} [A_{\ell+2m} \cos(P_{\ell+2m}L/2) \pm B_{\ell+2m} \sin(P_{\ell+2m}L/2)] (-1)^m J_{2m}(P_{\ell+2m}a) \\ & + \sum_{\ell} e^{-i\ell\omega t} [\pm A_{\ell+2m+1} \sin(P_{\ell+2m+1}L/2) - B_{\ell+2m+1} \cos(P_{\ell+2m+1}L/2)] (-1)^m J_{2m+1}(P_{\ell+2m+1}a) = 0 \end{aligned} \quad (\text{S12})$$

Due to the \pm sign, Eq. (S12) consists of two equations. Adding and subtracting these two equations, and setting all the coefficients of the phase factors to zero, we have

$$\sum_m (-1)^m [A_{\ell+2m} \cos(P_{\ell+2m}L/2) J_{2m}(P_{\ell+2m}a) - B_{\ell+2m+1} \cos(P_{\ell+2m+1}L/2) J_{2m+1}(P_{\ell+2m+1}a)] = 0 \quad (\text{S13})$$

and

$$\sum_m (-1)^m [B_{\ell+2m} \sin(P_{\ell+2m}L/2) J_{2m}(P_{\ell+2m}a) - A_{\ell+2m+1} \sin(P_{\ell+2m+1}L/2) J_{2m+1}(P_{\ell+2m+1}a)] = 0. \quad (\text{S14})$$

Let us consider Eq. (S13) with even $\ell = 2n$, and Eq. (S14) with odd $\ell = 2n - 1$. Equations (S13) and (S14) then become

$$\sum_m (-1)^m [A_{2m} \cos(P_{2m}L/2) J_{2m-2n}(P_{2m}a) - B_{2m+1} \cos(P_{2m+1}L/2) J_{2m-2n+1}(P_{2m+1}a)] = 0 \quad (\text{S15})$$

and

$$\sum_m (-1)^m [B_{2m-1} \sin(P_{2m-1}L/2) J_{2m-2n}(P_{2m-1}a) - A_{2m} \sin(P_{2m}L/2) J_{2m-2n+1}(P_{2m}a)] = 0. \quad (\text{S16})$$

Equations (S15) and (S16) are the equations for the sequence $(\dots B_{-1}, A_0, B_1, A_2, \dots)$. Equations (S15) can be written as

$$\sum_m \left(J_{-2n+m}(P_m a) \cos\left(\frac{P_m L}{2}\right) i^m \epsilon_m \right) f_m = 0, \quad (\text{S17})$$

where $f_m = A_m$ for even m , and $f_m = B_m$ for odd m ; and

$$\epsilon_m = 1 \text{ for even } m; \quad \epsilon_m = i \text{ for odd } m. \quad (\text{S18})$$

Similarly, Eq. (S16) can be written as

$$\sum_m \left(J_{-2n+1+m}(P_m a) \sin\left(\frac{P_m L}{2}\right) i^m \epsilon_m^{-1} \right) f_m = 0, \quad (\text{S19})$$

Equations (S18) and Eq. (S19) can be summarized in a matrix equation

$$\sum_m W_{n,m} f_m = 0 \quad (\text{S20})$$

$$W_{n,m} = \epsilon_m i^m J_{-n+m}(P_m a) \cos(P_m L/2), \quad \text{for } n \text{ even} \quad (\text{S21})$$

$$W_{n,m} = \epsilon_m^{-1} i^m J_{-n+m}(P_m a) \sin(P_m L/2), \quad \text{for } n \text{ odd} \quad (\text{S22})$$

We now consider Eq. (S13) with odd $\ell = 2n - 1$, and Eq. (S14) with even $\ell = 2n$. Eqs. (S13) and (S14) then become

$$\sum_m (-1)^m [A_{2m-1} \cos(P_{2m-1}L/2) J_{2m-2n}(P_{2m-1}a) - B_{2m} \cos(P_{2m}L/2) J_{2m-2n+1}(P_{2m}a)] = 0, \quad (\text{S23})$$

$$\sum_m (-1)^m [B_{2m} \sin(P_{2m}L/2) J_{2m-2n}(P_{2m}a) - A_{2m+1} \sin(P_{2m+1}L/2) J_{2m-2n+1}(P_{2m+1}a)] = 0. \quad (\text{S24})$$

Equations (S23) and (S24) are the equations for the sequence $(\dots A_{-1}, B_0, A_1, B_2, \dots)$. Equation (S23) can be written as

$$\sum_m \left(J_{-2n+m}(P_m a) \sin\left(\frac{P_m L}{2}\right) i^m \epsilon_m \right) \tilde{f}_m = 0, \quad (\text{S25})$$

where $\tilde{f}_m = B_m$ for even m , and $\tilde{f}_m = A_m$ for odd m . Similarly, Eq. (S24) can be written as

$$\sum_m \left(J_{-2n+1+m}(P_m a) \cos\left(\frac{P_m L}{2}\right) i^m \epsilon_m^{-1} \right) \tilde{f}_m = 0, \quad (\text{S26})$$

Equations (S25) and Eq. (S26) can be summarized in a matrix equation

$$\sum_m \tilde{W}_{n,m} \tilde{f}_m = 0 \quad (\text{S27})$$

$$\tilde{W}_{n,m} = \epsilon_m i^m J_{-n+m}(P_m a) \sin(P_m L/2), \quad \text{for } n \text{ even} \quad (\text{S28})$$

$$\tilde{W}_{n,m} = \epsilon_m^{-1} i^m J_{-n+m}(P_m a) \cos(P_m L/2), \quad \text{for } n \text{ odd.} \quad (\text{S29})$$

To solve Eq. (S20) and Eq. (S27), we truncate them into a large square matrix. For each Floquet family $s_{k,a}$, the range of momentum $[p_{min}, p_{max}]$ and the range of frequency $[\ell_{min}, \ell_{max}]$ are chosen so that the root state with wavevector k and frequency model ℓ_k is at the center of the interval. This procedure is justified as long as the frequency modes and the wavevector range of the Floquet state are well contained within the interval. We have also verified our solutions with a separate calculation described in the next section.

(III) ALTERNATIVE METHOD OF FINDING THE FLOQUET STATES OF EQ. (1) :

We have also solved the Schrödinger Eq. (1) in a different way. This method also provides different insights. Note that Eq. (1) can be recast as

$$i\partial_t |\Phi(t)\rangle = (-\partial_x^2 + U(x) + a\omega \sin\omega t \hat{p}) |\Phi(t)\rangle \quad (\text{S30})$$

where $p \equiv -i\partial_x$ and

$$|\Psi(t)\rangle = e^{-ia\hat{p}\cos\omega t} |\Phi(t)\rangle. \quad (\text{S31})$$

The relation between the solution $\Psi(x, t)$ [Eq. ((7))] and $\Phi(x, t)$ is

$$e^{-ist} \sum_{\ell} e^{-i\ell\omega t} (A_{\ell} \cos P_{\ell} x + B_{\ell} \sin P_{\ell} x) = e^{-ist} \sum_{\ell'} e^{-i\ell'\omega t} D_{\ell',k} u_k(x - a \cos\omega t). \quad (\text{S32})$$

Since $\langle q | \Psi(t) \rangle = e^{-iaq\cos\omega t} \langle q | \Phi(t) \rangle$ The momentum distribution of $|\Psi(t)\rangle$ and $|\Phi(t)\rangle$ are identical,

$$|\langle q | \Psi(t) \rangle|^2 = |\langle q | \Phi(t) \rangle|^2. \quad (\text{S33})$$

To find the Floquet state $|\Phi_s(t)\rangle$ of Eq. (S30), we expand it as

$$\Phi_s(x, t) = e^{-ist} \sum_{\ell} e^{-i\ell\omega t} \Phi_{\ell}(x) \equiv e^{-ist} \sum_{\ell} e^{-i\ell\omega t} D_{\ell,k} u_k(x), \quad (\text{S34})$$

where $u_k(x)$ are the box states. Eq. (S30) can then be written as

$$(s + \ell\omega - k^2)D_{\ell,k} = \sum_{k'} Q_{k,k'}(D_{\ell+1,k'} - D_{\ell-1,k'}) \quad (\text{S35})$$

$$Q_{k,k'} = i(a\omega/2)\langle u_k|p|u_{k'}\rangle. \quad (\text{S36})$$

If u_k and $u_{k'}$ are of even and odd parity, we have

$$\langle u_k|p|u_{k'}\rangle = \frac{2}{L} \int_{-L/2}^{L/2} \cos kx \frac{\partial_x}{i} \sin k'x dx \quad (\text{S37})$$

and we have

$$Q_{k,k'} = \frac{a\omega}{L} \frac{2kk'}{k^2 - k'^2} \left(\sin \frac{kL}{2} \cos \frac{k'L}{2} \right) \quad (\text{S38})$$

The quantity in the bracket is either $+1$ or -1 , since $k = (2\pi/L)(n + 1/2)$, and $k' = m(2\pi/L)$.

We have solved Eq. (S35) numerically, and have obtained the same momentum distribution as the method in the previous section. Eq. (S35), however, offers a different view of the energy cascade process. Eq. (S35) shows that a mode $D_{\ell,k}$ with frequency ℓ and box momentum k will be coupled strongly to the mode $D_{\ell\pm 1,k'}$ if the energy difference $k^2 - k'^2$ is close to ω . This is the mechanism for generating new frequency modes, and the coupling is between modes of different parity. This is the process (i) discussed in the text. On the other hand, the matrix element Q is very large for nearby states k and k' with different parity. Even though the energy difference between k^2 and k'^2 is far from ω , these processes as well as their higher order scattering, will lead to growth of $D_{\ell,k'}$ for k' near k . This is the process (ii) discussed in the text.



- [1] N. Navon, A. L. Gaunt, R. P. Smith, and Z. Hadzibabic, “Emergence of a turbulent cascade in a quantum gas”, arXiv:1609.01271, to appear in Nature.