

The K Shortest Paths Problem with Application to Routing

David Burstein^{1,2} Leigh Metcalf¹

March 22, 2024

Abstract

We present a simple algorithm for explicitly computing all k shortest paths bounded by length L from a fixed source to a target in $O(m + kL)$ and $O(m \log m + kL)$ time for unweighted and weighted directed graphs with m edges respectively. For many graphs, this outperforms existing algorithms by exploiting the fact that real world networks have short average path length. Consequently, we would like to adapt our almost shortest paths algorithm to find an efficient solution to the almost shortest simple paths, where we exclude paths that visit any node more than once. To this end, we consider realizations from the Chung-Lu random graph model as the Chung-Lu random graph model is not only amenable to analysis, but also emulates many of the properties frequently observed in real world networks including the small world phenomenon and degree heterogeneity. We provide theoretical and numeric evidence regarding the efficiency of utilizing our almost shortest paths algorithm to find almost shortest simple paths for Chung-Lu random graphs for a wide range of parameters. Finally, we consider a special application of our almost shortest paths algorithm to study internet routing (withdrawals) in the Autonomous System graph.

Keywords: k shortest paths, internet routing, path sampling, edge deletion, simple paths, random graphs

MSC: 05C38, 05C85, 68R10, 90C35

1 Introduction

Calculating the k shortest paths between two nodes arises in many applications; such applications include, inferring the spreading path of a pathogen in a social

1. Software Engineering Institute. Carnegie Mellon University. 4500 Fifth Avenue. Pittsburgh, PA 15213

2. Department of Mathematics and Statistics. Swarthmore College. 500 College Avenue, Swarthmore, PA 19081

3. Questions or comments may be sent to dburstel@swarthmore.edu

4. [Distribution Statement A] This material has been approved for public release and unlimited distribution. Please see Copyright notice for non-US government use and distribution.

network [25], proposing novel complex relationships between biological entities [11, 13, 31], identifying membership of hidden communities in a graph [26, 27] and routing in the autonomous system (AS) graph, as discussed in this work and others [19, 30]. In the AS graph, routes between nodes are often withdrawn. We want to determine how many paths we need to examine in order to proclaim with confidence that no path between two nodes exists. Alternatively, suppose we wanted to disconnect a node from the AS graph, where a cost is incurred for (randomly) removing an edge from the graph G ; we then seek a solution that removes the most paths at a reasonable cost [1, 24]. The aforementioned applications on the AS graph motivate the following more abstract mathematical question: given a potentially large collection of almost shortest paths P , a graph G and a probability p that we delete an edge in G , we want to identify the likelihood of finding a working path in our collection P .

We stress that since we want to find many almost shortest paths in these *real world* epidemiological and internet routing networks, we would like a computationally efficient method for finding these k shortest paths. As discussed by Hershberger et al. [15], even exponentially slow solutions to the k shortest paths problem have out-performed their polynomial time counterparts on many synthetic and real world networks. Consequently, we dedicate a considerable portion of this work to identifying properties exhibited by real world and synthetic networks that could assist us in constructing an efficient solution to the k shortest paths problem.

In particular, many real world networks exhibit both a small diameter and are locally tree-like; the number of paths between two fixed nodes grows exponentially in terms of path length. The former property emphasizes that our ideal runtime for finding explicit representations for the k shortest paths between two nodes with length at most L in a graph with m edges should roughly be $O(m + kL)$. The importance of the latter property is two-fold; constructing a set of just the k shortest paths could ultimately exclude many paths of equal length. Furthermore for many applications, we only seek the k shortest simple paths, paths that do not visit a node more than once. We demonstrate in this work that for a flexible choice of parameters in the Chung-Lu random graph model, the ratio between the number of simple paths and paths of modest length connecting two fixed nodes is bounded by a relatively well-behaved function dependent on path length. Consequently, we can construct an efficient algorithm for finding k simple shortest paths by identifying a slightly larger set of paths and deleting the paths that are not simple.

We emphasize that while our choice for considering the Chung-Lu random graph model may appear arbitrary, Chung-Lu random graphs are not only convenient for analysis; they also emulate many of the properties observed in real

world networks, more specifically, a small diameter and degree heterogeneity. We provide numeric simulations that support the notion that the AS graph behaves very similarly to realizations from a Chung-Lu random graph under an edge deletion process. Furthermore, we anticipate that a similar relationship pertaining to the ratio between the number of simple and non-simple paths should carry over for other random graph models that are also locally tree-like. While the last statement may appear obvious, proving precise theoretical upperbounds for the ratio between the number of simple and non-simple paths, is intimately related to constructing asymptotics for the dominating eigenvalue of the adjacency matrix, a highly nontrivial problem [5].

Unfortunately, existing algorithms for identifying the k shortest simple paths are computationally expensive as they do not exploit properties often found in real world networks. Furthermore, such approaches often require deleting edges from the graph and running a shortest path algorithm on the newly formed graph. Yen [32] provides an $O(kn[m + n\log n])$ solution that works for weighted, directed graphs, while Katoh [18] and Roditty [29] provide $O(k[m + n\log n])$ and $O(km\sqrt{n})$ solutions respectively for undirected graphs. More recently, Bernstein [2] provides an $O(km/\epsilon)$ algorithm for computing approximate replacement paths. Since we want to calculate *many* paths, such solutions are impractical for our application.

Similarly for the k shortest paths problem, there is room to build off of the existing results. In a series of papers [9, 10] Eppstein provides an $O(m\log m + k)$ solution with the caveat that only implicit representations of the k shortest paths are computed. To attain the desired explicit representation for the k shortest paths, the algorithm provides an $O(m\log m + km)$ solution. Furthermore, even though improvements and alternatives to the Eppstein algorithm have been suggested [16, 17], such alternatives do not appear to exploit the expected short path length. Since in real world networks the diameter of the network scales logarithmically [4], we anticipate that there should be a faster algorithm that exploits this property. Naturally, we seek an $O(m\log m + kL)$ solution where L is the maximum length of the k shortest paths. Our solution builds upon the work of Byers and Waterman [3, 22], where they consider the slightly different problem of calculating all paths of length no greater than L . In this work, we address both problems.

An outline of the our paper is as follows:

- In Section 2 we present an easy-to-implement algorithm for computing all k paths bounded by length L in unweighted/weighted graphs with m edges in $O(m + kL)$ and $O(m\log m + kL)$ time respectively. We stress that our

approach works for both directed and undirected graphs. Subsequently, we consider how finding all paths bounded by length L can assist us in identifying the k shortest paths in real world networks.

- In Section 3 we explore properties of Chung-Lu random graphs in context to the k shortest path problem and prove Theorem 4, that asymptotically for a flexible choice of parameters the total number of simple paths approximates the total number of paths of a given length. This result strongly suggests that it is often more efficient to use the k shortest path algorithm from Section 2 to solve for the k shortest simple paths, than a k shortest simple path algorithm.
- And finally in Section 4, we provide numeric simulations on the AS graph, for identifying the probability of finding a working path in a collection P , under an edge deletion process. We compare the AS graph to random realizations of an Erdos-Renyi and Chung-Lu random graph and find that the AS graph behaves remarkably similar to realizations of the Chung-Lu random graph model under the edge deletion process.

2 K Shortest Path Algorithm

2.1 Pseudocode for Algorithm

We start by constructing an algorithm that finds all paths of length bounded by L from node s to node t in $O(m \log m + kL)$ time.

1. For all nodes x in the graph, we find the shortest path length from node s to node x .
2. For each node o in our adjacency list that shares an edge with node x , we sort the nodes o according to the distance from node s to node x plus the distance from node x to node o in non-decreasing order.
3. We initialize a (path) tree, where each path from the root to a leaf in the tree will correspond to a path of length bounded by L in our original graph. That is, for our path tree we construct a function f that maps nodes on our path tree to nodes on our graph. This will be elaborated on later in the paper. Since all paths from node s to node t end with node t , we require that $f(\text{root}) = t$.
4. We also construct a function g , which tracks the length of the path we are constructing. That is $g(\text{root}) = 0$ and g has the property that for a given parent p and child c on the tree, $g(c) = g(p) + d[f(c), f(p)]$, where d is the distance function on the graph.

5. Then for all $i < L$, we consider all leaves l of the tree of distance $i = g(l)$ from the node t in the original graph. Then for each neighbor h of $f(l)$ such that $g(l) + d(h, f(l)) + d(s, h) \leq L$, we add a node to the tree where l becomes the parent to a new child o_* that has the property that $f(o_*) = h$ and $g(o_*) = g(l) + d(f(o_*), f(l))$. In the event this leaf l under initial consideration is in fact our source, $f(l) = s$, record the path in our tree from the root to node l (from which we construct an explicit path from node s to node t . See the following step on how to map paths from our path tree to paths in our original graph.)
6. After we complete our tree for each leaf l in our tree, we construct an explicit path representation by first evaluating $f(l)$. We then look at the parent p_1 of leaf l and we evaluate $f(p_1)$. We traverse the tree by looking at the parent of p_1 , call it p_2 , and evaluate the function f at p_2 . We repeat this process until we reach the root, where $[f(l), f(p_1), f(p_2), \dots, f(\text{root})]$ is a path from node s to node t .

We first proceed with an example to illustrate this algorithm on an undirected unweighted graph. Consequently, we carry out a computational analysis of each step to prove that the algorithm mentioned above does indeed have complexity of $O(m \log m + kL)$. Before proceeding, we make a brief note that the complexity improves if we consider unweighted graphs to $O(m + kL)$ and alert the reader that the above algorithm applies to both directed and undirected graphs.

2.2 A Toy Example

In order to gain deeper intuition in how the algorithm works, we consider the unweighted, undirected graph from Figure 1, where we seek to identify all paths from node 1 to node 10 of length bounded by 3.

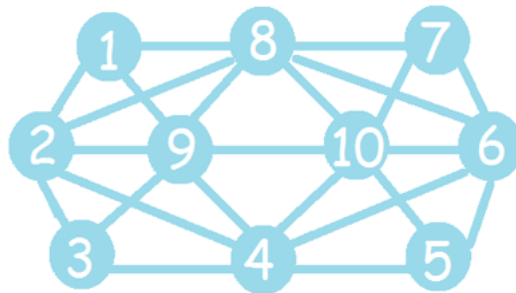


Figure 1: A Toy Problem. Find all paths from node 1 to node 10 of length no greater than 3.

Table 1: A table, where the second column lists the distance from node 1 to each node x and the third column sorts the neighbors (h) for a given node x by the function $d(1,h)+d(h,x)$.

Node x	$d(1, x)$	Neighbors of x sorted by $d(1, x) + d(x, h)$
1	0	2,8,9
2	1	1,8,9,3,4
3	2	2,9,4
4	2	2,9,3,6,10,5
5	3	4,6,10
6	2	8,4,7,10,5
7	2	8,6,10
8	1	1,2,9,6,7,10
9	1	1,2,8,3,4,10
10	2	8,9,4,6,7,5

We start by computing the list of shortest path lengths $d(1, x)$ for each node x in our graph and then sort the neighbors of each node in our adjacency list as mentioned in Steps 1, 2. See Table 1.

At this juncture, we construct our path tree, Figure 2, as follows. We initialize our tree with node 10 and place the number of the node from the original graph in Figure 1 inside each node in the tree for visual reference. In order to construct a path of length at most 3, the next node on the supposed path must have a distance to node 1 of length at most 2. We use the sorted adjacency list to determine that the neighbors of node 10 nodes 4,6,7,8 and 9 meet this criteria so we add children to the root of the tree corresponding to these choices. Consequently, we seek neighbors of 4,6,7,8 and 9 that have distance at most 1 to the node 1. Note that for the child of the root in the tree that corresponds to node 8, we only add nodes to the tree corresponding to nodes 1, 2 and 9 in the original graph. By sorting our adjacency list, once we verify that node 6 does not meet the criteria, we no longer have to check the remaining neighbors of node 8. Continuing this process will yield Figure 2.

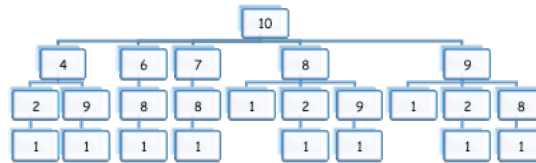


Figure 2: A path tree for identifying and constructing almost shortest paths from the graph in Figure 1.

After attaining Figure 2, we can then extract explicit representations of paths quickly. For example, consider the left most leaf in the tree. We initialize our path with $[1]$ corresponding to the number inside the leaf. We then find its parent and its parent corresponds to node 2, giving the partial path $[1,2]$. We then look at that node's parent, which corresponds to node 4, and our partial path updates to $[1,2,4]$. Finally we reach the root and we have constructed the path $[1,2,4,10]$ efficiently, based on the actual length of the path. Repeating this process for each leaf yields the result. Note that each leaf corresponds to a unique path and each path is bounded by length L giving us a worst case estimate of $O(kL)$ to retrieve the paths. In our example $k = 10$ and $L = 4$. In addition, observe that the number of edges and nodes in the tree is bounded by $2kL$.

2.3 Complexity Analysis

We now verify the claimed computational complexity of the algorithm for identifying all paths between two fixed nodes of length bounded by L .

Theorem 1. *Fix two nodes in our graph, s and t . Then the computational runtime for our Algorithm (in section 2.1) for finding all k shortest paths of length bounded by L in a graph G with m edges from node s to node t is $O(m + kL)$ for unweighted graphs and $O(m \log m + kL)$ for weighted graphs.*

Proof. Step 1 is an implementation of Dijkstra's algorithm to find the shortest paths from node s to any node in the graph. For simplicity we bound the cost by $O(m \log m)$. [For unweighted graphs this is $O(m)$].

Afterwards in Step 2 we must sort our adjacency list by the function $d(s, h) + d(h, x)$ where h is a (directed) neighbor of node x . Even though intuitively, the sort should only cost $O(m \log m)$, but for rigor we will be explicit. For every row in our adjacency list corresponding to neighbors h of node x , we create a list of elements $[d(s, h) + d(h, x), h]$. This costs $O(m)$. We then sort these elements by the first entry to determine the order they should appear in our adjacency list. The total cost of sorting each row in our adjacency list is bounded by $O(m \log d_{max})$, where d_{max} is the maximum degree of a given node, which in turn is bounded by $O(m \log m)$. [For unweighted graphs this is $O(m)$].

For steps 3 and 4, since we will show that the number of edges and nodes on our path tree is $O(kL)$, constructing the corresponding functions f and g is also $O(kL)$.

In Step 5, note that the complexity for evaluating the criteria to determine whether we add a node to our path tree is $O(1)$. Furthermore, for every neighbor that satisfies the criteria must yield at least 1 path. And since the adjacency list is sorted, there is only an $O(1)$ penalty when we come across a neighbor that is

not sufficiently close to node s in our graph as we know all other neighbors that we have not checked are too far to construct an almost shortest path. Consequently, the ameliorated time complexity for adding a node or edge to our tree is $O(1)$. As a result, the complexity of Step 5 depends on the number of nodes and edges in our tree. For our path tree, by the construction of our algorithm one can show that the k leaves of our path tree correspond to constructing k distinct paths. In the worst case scenario for counting nodes, none of the paths overlap, resulting in $O(kL)$ nodes in our path tree. Furthermore, since the number of edges in a tree equals the number of nodes minus one, we conclude that the number of edges is also $O(kL)$.

Finally in Step 6, the time to reconstruct explicit representations for each path is $O(L)$, since there are $O(k)$ paths, this costs $O(kL)$.

The combined computational complexity of the algorithm is therefore $O(m \log m + kL)$. \square

We also briefly sketch how to rigorously prove that our algorithm does indeed find all paths of length bounded by L .

Theorem 2. *Our Algorithm (in section 2.1) finds all paths of length bounded by L from node s to node t .*

Proof. From the algorithm, there are two ways of constructing paths from the path tree. Either we construct a path through a node that maps to the source, where the initial node under consideration will not be a leaf when we complete the path tree, as in the end of Step 5, or we construct a path through a leaf to the root in our path tree as described in Step 6. We readily note that in either case, if there exists an edge between two nodes x_1 and x_2 in the path tree, then there exists a corresponding edge in our original graph between $f(x_1)$ and $f(x_2)$. By construction the length of the path of $f(x_1), f(x_2), \dots, f(\text{root})$ must be bounded by L . Hence we have shown that every path constructed in our algorithm corresponds to a path of length L between the source and the target in our original graph. Furthermore, any two paths collected in Steps 5 and 6 correspond to two distinct paths from node s to node t in our original graph. This demonstrates that there is an injective mapping from the paths collected from our path tree in Steps 5 and 6 to the paths from node s to node t of length bounded by L .

Furthermore, it follows by construction that for any path of length bounded by L between a source and target, the path must show up in our path tree. Consequently, there is an injective mapping from the paths from node s to node t of length bounded by L to the paths collected from our path tree. Hence we have a bijection. \square

2.4 Computing Only the K Shortest Paths

We briefly illustrate how we can modify the previous algorithm for computing all paths bounded by length L to computing only the k shortest paths. To achieve the desired result, we perform two different cases.

Case 1: Unweighted Graphs

The unweighted graph case is naturally much easier than the weighted case where one path may be negligibly longer than an alternative path. This analysis also includes ‘nice’ weighted graphs, where one path cannot be ‘negligibly’ longer than another path. In the following section we will show that for a class of random graphs, the number of paths from nodes s to t that have length L , grows exponentially (in L). We can then apply our algorithm for different values of L until we find the ‘ k ’ shortest paths. Under the above assumption of exponential growth in the number of paths, this will yield an $O(m + kL_{max})$ where L_{max} is the maximum length of the k shortest paths.

Case 2: Weighted Graphs

For weighted graphs where the difference in length between two paths may be negligibly longer, we can approximate the lengths of paths so that one path is not negligibly longer than another path, creating an auxiliary ‘nice’ weighted graph. We repeat this process many times, so that we get the desired accuracy (using a bisection method). Naturally, this approach will not quite yield the desired $O(m \log m + kL_{max})$ solution, but instead will give us k paths that are really close in length to the actual ‘ k ’ shortest paths.

3 The Ratio of Simple to Nonsimple Paths in Chung-Lu Random Graphs

For many applications, we are only interested in calculating simple paths, where we do not visit a node more than once. In this section we wish to use random graph theory to anticipate how efficiently our k shortest paths algorithm will find the k shortest simple paths.

Definition 1. Consider a list of weights $w = (d_1, \dots, d_n)$ in non-increasing order. Denote $S = \sum_{i=1}^N d_i$. We construct an undirected graph with n nodes where each edge is modeled by an independent Bernoulli random variable. In particular, the edge connecting nodes i and j exists with probability $p_{ij} = \frac{d_i d_j}{S}$. We call this model the **Chung-Lu Random Graph Model** [4]. Furthermore, we call the list of weights, **the expected degree sequence**. Note that in order to require that $p_{ij} \leq 1$, we enforce the constraint that $\max_i d_i^2 \leq S$.

While much of the analysis can be carried over to other random graph models (like sparse Exponential Random Graphs), we focus primarily on the undirected

Chung-Lu model. As a technical point in the above definition, nodes may have edges that connect to themselves. We now introduce a lemma that demonstrates exponential growth in the number of simple paths.

Lemma 1. *For the Chung-Lu random graph model define $S_2 = \sum d_i^2$ and $d_{max} = \max_i d_i$. If $S_2 > S$ then in expectation the number of simple paths of length r between two nodes grows exponentially in r .*

Proof. In expectation the number of paths of length $r + 1$ between nodes a and z is

$$\begin{aligned} \sum_{\substack{b_1 \neq \dots \neq b_r \\ \forall b_i \neq a \\ \forall b_i \neq z}} p_{ab_1} (\prod_{k=1}^{r-1} p_{b_k b_{k+1}}) p_{b_r z} &= \sum_{\substack{b_1 \neq \dots \neq b_r \\ \forall b_i \neq a \\ \forall b_i \neq z}} \frac{d_a d_{b_1}}{S} (\prod_{k=1}^{r-1} \frac{d_{b_k} d_{b_{k+1}}}{S}) \frac{d_{b_r} d_z}{S} = \\ &= \frac{d_a d_z}{S} \sum_{\substack{b_1 \neq \dots \neq b_r \\ \forall b_i \neq a \\ \forall b_i \neq z}} \prod_{k=1}^r \frac{d_{b_k}^2}{S} \geq p_{az} [\frac{S_2 - \sum_{i=1}^r d_i^2}{S}]^r \end{aligned}$$

where the last inequality follows since the d_i 's are assumed to be in non-increasing order. \square

As a result of Lemma 1, when calculating the k shortest paths, due to exponential growth in the number of paths in expectation as we increase path length, we may be arbitrarily or perhaps even systematically ignoring many paths of the same length. For this reason in many applications, it is more informative to calculate all paths bounded by a fixed length as opposed to calculating just k of them. The reader may have noted that the summation in Lemma 1 consists of dependent random variables and that the Law of Large Numbers does not have to apply in such cases. Fortunately, the dependency between the random variables is rather weak, the law of large numbers still holds and we cannot deviate too far from the expected value. This is illustrated in the following lemma.

Lemma 2. *Denote the number of simple cycles of length r by C_r and the number of simple paths of length r by P_r . Consider a sequence of realizations of Chung-Lu random graphs where $n \rightarrow \infty$ and $(\log n)^2 \ll \frac{S_2}{S} \rightarrow \infty$. Then with high probability, asymptotically, the number of simple cycles and paths of any realization of a Chung-Lu random graph obeys the property that*

$$\frac{C_r}{E(C_r)} = \frac{P_r}{E(P_r)} = 1,$$

where $E(\cdot)$ denotes expectation.

Proof. We will show the proof for the number of simple cycles being highly concentrated around its mean and leave the proof for the concentration of the number of simple paths as an exercise for the reader.

To prove the result it suffices to show that $\sqrt{\text{var}(C_r)} \ll E(C_r)$.

We first decompose C_r as a sum of indicator variables $\sum_{m=1}^M X_m$, where each X_m denotes the existence of a particular cycle of length r . Consequently, we have that

$$\text{var}(C_r) = \text{var}\left(\sum_{m=1}^M X_m\right) = \sum_{m=1}^M \text{var}(X_m) + \sum_{(\alpha, \beta) \in D} E(X_{m_\alpha} X_{m_\beta}), \quad (1)$$

where D denotes the set of pairs of dependent simple cycles of length r .

We can further simplify equation (1) by invoking the definition of variance and exploiting the fact that X_m is an indicator random variable. This yields,

$$\text{var}(C_r) \leq \sum_{m=1}^M E(X_m^2) + \sum_{(\alpha, \beta) \in D} E(X_{m_\alpha} X_{m_\beta}) = \quad (2)$$

$$\sum_{m=1}^M E(X_m) + \sum_{(\alpha, \beta) \in D} E(X_{m_\alpha} X_{m_\beta}) = E(C_r) + \sum_{(\alpha, \beta) \in D} E(X_{m_\alpha} X_{m_\beta}). \quad (3)$$

It is not hard to show that $\frac{S_2}{S}^r (1 - \frac{\sum_{i=1}^r d_i^2}{S_2})^r \leq E(C_r) \leq (\frac{S_2}{S})^r$. Hence we conclude that,

$$\text{var}(C_r) \leq \frac{S_2}{S}^r + \sum_{(\alpha, \beta) \in D} E(X_{m_\alpha} X_{m_\beta}). \quad (4)$$

The main challenge is computing $\sum_{(\alpha, \beta) \in D} E(X_{m_\alpha} X_{m_\beta})$. Note that $E(X_i X_j)$ is equal to the probability that both simple cycles exist. We estimate $\sum_{(\alpha, \beta) \in D} E(X_{m_\alpha} X_{m_\beta})$ by first fixing a choice for α and defining D_{α_*} is the collection of all pairs (α_*, β) that are in D , where α_* is fixed. We define the edges in the simple cycle corresponding to $X_{m_{\alpha_*}}$ such that we traverse the nodes i_1, i_2, \dots, i_r in that order.

It then follows that the probability that $X_{m_{\alpha_*}} = 1$ is precisely $\prod_{j=1}^r \frac{d_{i_j} d_{i_{j+1}}}{S}$ where $d_{i_{r+1}}$ equals d_{i_1} . We can rearrange terms such that

$$\text{Pr}(X_{m_{\alpha_*}} = 1) = \prod_{j=1}^r \frac{d_{i_j}^2}{S}.$$

Now we consider the special case where we are only considering indicator random variables that are dependent with $X_{m_{\alpha_*}}$, such that they share only one common edge. For simplicity let us now assume that the edge they share in common is precisely the first edge in the other cycle X_{m_β} .

Firstly, we have an upperbound for the probability that these two paths exist

$$Pr(X_{m_{\alpha_*}} X_{\beta} = 1) \leq \prod_{j=1}^r \frac{d_{i_j}^2}{S} \frac{d_{max}^2}{S} \prod_{k=3}^r \frac{d_{\beta_k}^2}{S}, \quad (5)$$

where X_{β} corresponds to the path $d_{\beta_1}, \dots, d_{\beta_r}$. Now summing over all possible choices for β_k yields an upperbound of

$$\frac{d_{max}^2}{S} \frac{S_2^{r-2}}{S} \prod_{j=1}^r \frac{d_{i_j}^2}{S} \quad (6)$$

Since there are at most $2r$ edges to choose from in $X_{m_{\alpha_*}}$ such that X_{β} and $X_{m_{\alpha_*}}$ are dependent random variables, we will need to multiply (6) by $2r$. Furthermore, there are r possible locations to place this common edge in the path corresponding to X_{β} (not just the first edge) and as a result we will altogether need to multiply (6) by $2r^2$.

Now consider the case where $X_{m_{\alpha_*}}, X_{\beta}$ share w common edges. For simplicity we will assume the common edges are the first w edges that appear in X_{β} . It then follows that the probability that this product equals 1 is at most

$$\prod_{j=1}^r \frac{d_{i_j}^2}{S} \frac{d_{max}^2}{S} \prod_{k=w+2}^r \frac{d_{\beta_k}^2}{S}. \quad (7)$$

Summing over all possibilities for choices for X_{β} , where precisely the first w edges X_{β} appear in $X_{m_{\alpha_*}}$, yields an upperbound of

$$\frac{d_{max}^2}{S} \frac{S_2^{r-w-1}}{S} \prod_{j=1}^r \frac{d_{i_j}^2}{S}. \quad (8)$$

Again there will be at most $(2r^2)^w$ possibilities of both choosing which edges are identical in both cycles and identifying where those identical edges appear in the second cycle.

Considering the contribution of $X_{m_{\alpha_*}}$ to (4) by allowing for any number of common edges, we get that

$$\sum_{\beta: (\alpha_*, \beta) \in D} E(X_{m_{\alpha_*}} X_{\beta}) \leq \frac{d_{max}^2}{S} \prod_{j=1}^r \frac{d_{i_j}^2}{S} \sum_{k=1}^{\infty} (2r^2)^k \left(\frac{S_2}{S}\right)^{r-k-1} = \frac{d_{max}^2}{S} \prod_{j=1}^r \frac{d_{i_j}^2}{S} \frac{S_2^{r-1}}{S} \frac{2r^2}{1 - \frac{2r^2 S}{S_2}} \quad (9)$$

Consequently, from (6), (7) and (9) if we sum over all possible initial choices for $X_{m_{\alpha_*}}$, we get that

$$\sum_{(\alpha, \beta) \in D} E(X_{m_{\alpha}} X_{m_{\beta}}) \leq \frac{S_2^{2r-2}}{S} \frac{d_{max}^2}{S} \left(\frac{1}{1 - \frac{2r^2 S}{S_2}}\right). \quad (10)$$

We can then conclude under the assumptions of our lemma from (4) that $\sqrt{\text{var}(C_r)} \ll E(C_r)$.

□

Now that we know that the number of simple paths (and simple cycles) grows exponentially with high probability, we will want to calculate the growth of the ratio between simple and nonsimple paths as a function of length. As counting the number of nonsimple paths is rather tricky we introduce the following definition.

Definition 2. *For any graph of n nodes, we define the corresponding $n \times n$ adjacency matrix A such that $A_{ij} = 1$ if nodes i and j share an edge and 0 otherwise.*

For completeness we include the following result that demonstrates that we can express the total number of paths using matrix multiplication.

Lemma 3. *The number of paths (both simple and non-simple) from node i to j of distance k is $[A^k e_i]_j$, where e_i is the i th standard unit vector and the subscript j under the brackets indicates the j th component of the vector.*

Proof. The proof follows from induction. Consider the lemma statement when $k = 1$. Then $[A e_i]_j = a_{ij}$. In order for a path of length 1 from node i to node j to exist, we require that there exists an edge between the two nodes. If an edge exists, that is if $a_{ij} = 1$, then there exists one path of length 1. On the other hand if $a_{ij} = 0$, then there are no such paths.

Inductive Step: Suppose $[A^{k-1} e_i]_j$ denotes all paths of length $k - 1$ from node i to node j for all j . Consider the set of all neighbors of j , $N(j)$. It follows then the number of paths of length k from node i to node j is precisely the sum of the number of paths of length $k - 1$ from node i to a node in $N(j)$. Since $\sum_{z \in N(j)} [A^{k-1} e_i]_z = [A^k e_i]_j$, the proof is complete. \square

Though counting the number of ways for constructing paths can be quite tricky, Lemma 3 tells us that we can view the sum of the number of simple paths and non-simple paths as a matrix multiplication. Consequently, we can look at the dominating eigenvalue of A to estimate $[A^k e_i]_j$ and with Lemmas 1 and 2 we have a lower bound for the number of simple paths from node i to j . Hence, if these two quantities are roughly the same, then we conclude that the number of non-simple paths will be negligible relative to the number of simple paths. We now state a Theorem regarding the dominating eigenvalue in a realization of a Chung-Lu random graph.

Theorem 3 (Chung-Lu-Vu 2003 [5], Chung-Radcliffe 2011 [6]). *For an undirected Chung-Lu Random Graph, if $\frac{S_2}{S} \gg \sqrt{d_{\max}} \log(n)$, then asymptotically with high probability the largest eigenvalue of A approaches $\frac{S_2}{S}$ and for all other eigenvalues, $i = 2, \dots, n$, $|\lambda_i| \ll \frac{S_2}{S}$. Alternatively if $\sqrt{d_{\max}} \gg \frac{S_2}{S} [\log(n)]^2$, then the largest eigenvalue of A approaches $\sqrt{d_{\max}}$.*

With the above result at hand, we can now provide an upperbound for the total number of paths of length r . Before stating it, we would like to remind the reader that implicitly since we are considering a sequence of expected degree sequences, many of the parameters of interest like S_2 depend on the specific element, or expected degree sequence, in our sequence. Without loss of generality, we only consider sequences of expected degree sequences such that n denotes both the number of nodes in a realization corresponding to the expected degree sequence as well as the n th element in the sequence of expected degree sequences.

Lemma 4. *Consider paths of fixed length r and a sequence of expected degree sequences in the undirected Chung-Lu model such that $\frac{S_2}{S} \gg \sqrt{d_{max}} \log(n)$. Define a set \mathbf{D} , consisting of pairs of nodes (the source and the target), where each element in \mathbf{D} is distinct. Then asymptotically with high probability the number of paths of length r (where we sum over source, target node pairs in \mathbf{D}) is bounded above by*

$$\frac{S_2^r}{S} \left(\left(\sum_{(x,y) \in \mathbf{D}} \alpha_{x1} \alpha_{y1} \right) + |\mathbf{D}| \left(\frac{\sqrt{8d_{max} \log(2n)}}{\frac{S_2}{S}} \right)^r \right)$$

where α_{x1} equals the innerproduct of e_x , the x th standard basis vector with the eigenvector corresponding to the dominating eigenvalue and $|\mathbf{D}|$ is the number of elements in \mathbf{D} .

Proof. By Lemma 3 we know that $[e_i, A^r e_j]$ is precisely the number of paths of length r from node j to node i . Furthermore, since A must be symmetric, A has an orthonormal eigenbasis. We denote the eigenvector, eigenvalue pairs as $(\lambda_1, v_1), (\lambda_2, v_2), \dots, (\lambda_n, v_n)$ where v_1 is the eigenvector corresponding to the dominating eigenvalue λ_1 . We can express each of the standard unit vectors in terms of our eigenbasis. That is define $e_j = \sum_{k=1}^n \alpha_{jk} v_k$. We then have that

$$[e_i, A^r e_j] = \left[\sum_{k=1}^n \alpha_{ik} v_k, \sum_{k=1}^n \alpha_{jk} \lambda_k^r v_k \right] = \lambda_1^r \alpha_{i1} \alpha_{j1} + \sum_{k=2}^n \alpha_{ik} \alpha_{jk} \lambda_k^r. \quad (11)$$

Now from (11), we know that by expressing our standard unit vectors in terms of the orthonormal basis v_i , it follows that $\sum_{k=1}^n \alpha_{ik}^2 = 1$ for all possible choices of i among the standard unit vectors. In addition by the Cauchy-Bunyakovsky-Schwarz inequality, $\sum_{k=2}^n \alpha_{ik} \alpha_{jk} \leq 1$. Consequently, we have that,

$$[e_i, A^r e_j] \leq \lambda_1^r \alpha_{i1} \alpha_{j1} + |\lambda_2|^r. \quad (12)$$

Invoking the fact from [6] that the second largest eigenvalue in absolute value with high probability is at most $\sqrt{8d_{\max}\log(2n)}$ and summing over all possible sources and targets in \mathbf{D} completes the proof. \square

To extract meaningful bounds from Lemma 4, we would like to ascertain the distribution of the components of the dominating eigenvector. If we consider the matrix P consisting of the probabilities that two nodes share an edge, that is $P_{ij} = \frac{d_i d_j}{S}$, then the dominating eigenvalue eigenvector pair will be $(\frac{S_2}{S}, v)$, where the i th entry of v , $v_i = \frac{d_i}{\sqrt{S_2}}$. Our next lemma shows that with high probability, asymptotically, our dominating eigenvector corresponding to a realization of a Chung-Lu random graph will in some weak sense resemble our dominating eigenvector corresponding to the matrix P .

Lemma 5. *Consider the matrix P corresponding to the probabilities that two nodes share an edge; that is the ij th entry $P_{ij} = \frac{d_i d_j}{S}$. Then the corresponding dominating eigenvector of P is v , where the i th component of $v_i = \frac{d_i}{\sqrt{S_2}}$. Now consider a sequence of realizations of Chung-Lu random graphs where $n \rightarrow \infty$, $\frac{S_2}{S} \gg \max([\log(n)]^2, \sqrt{d_{\max}\log(n)})$, $0 < \liminf_{n \rightarrow \infty} \frac{r(n)}{\log(n)}$ and $(1 - \frac{\sum_{i=1}^{r(n)} d_i^2}{S_2})^{r(n)} \rightarrow 1$. Construct a set of indices $C(n)$ such that $\sum_{i \in C(n)} \frac{d_i^2}{S_2} = \delta$, where $\delta \in (0, 1)$ and does not depend on n . Then in the limit as $n \rightarrow \infty$ almost surely*

$$\sum_{i \in C(n)} (v_i^{(n)} - \frac{d_i^2}{S_2}) \rightarrow 0,$$

where $v^{(n)}$ is the dominating eigenvector corresponding to the realization of the n th Chung-Lu random graph in the sequence.

Proof. Denote the i th component of the dominating eigenvector of the n th Chung-Lu random graph as α_{i1} , where we drop explicit reference to the dependence on n . And suppose without loss of generality that $\sum_{i \in C(n)} \alpha_{i1}^2 - \frac{d_i^2}{S_2} \geq \beta > 0$, for some fixed positive constant β .

Define $D(n) = \{1, \dots, n\} - C(n)$. It then follows that

$$1 - \delta = \sum_{i \in D(n)} \frac{d_i^2}{S_2} \geq \sum_{i \in D(n)} \alpha_{i1}^2 + \beta,$$

as $\sum_{i=1}^n \frac{d_i^2}{S_2} = \sum_{i=1}^n \alpha_{i1}^2 = 1$.

But we know that with high probability that the total number of simple cycles from nodes in $D(n)$ is heavily concentrated around its mean which is bounded below by

$$(\frac{S_2}{S})^r \sum_{i \in D(n)} \frac{d_i^2}{S_2} = (1-\delta)(\frac{S_2 - \sum_{i=1}^r d_i^2}{S})^r = (1-\delta)(\frac{S_2}{S})^r (1 - \frac{\sum_{i=1}^r d_i^2}{S_2})^r \rightarrow (1-\delta)(\frac{S_2}{S})^r,$$

where the asymptotic simplification in the end of the last line holds by the assumption in our lemma. Consequently, we from Lemma 4 since $0 < \liminf \frac{r(n)}{\log(n)}$, the number of cycles of length r from nodes in $D(n)$ asymptotically be

$$\sum_{i \in D(n)} \alpha_{i1}^2 (\frac{S_2}{S})^r < \sum_{i \in D(n)} \frac{d_i^2}{S} (\frac{S_2}{S})^r$$

. But the upperbound is asymptotically the number of simple cycles of length r from nodes in $D(n)$, a contradiction.

□

The above lemmas provide a proof to our main result.

Theorem 4. *Consider a sequence of expected degree sequences such that $(1 - \frac{\sum_{i=1}^r d_i^2}{S})^r \rightarrow 1$, where $n \rightarrow \infty$, $\frac{S_2}{S} \gg \max([\log(n)]^2, \log(n)\sqrt{d_{max}})$ and $0 < \liminf \frac{r(n)}{\log(n)}$. Consider a subset of nodes $X(n)$ such that $\sum_{i \in X} \frac{d_i^2}{S} = \delta \frac{S_2}{S}$, where $\delta(n)$ is bounded below by a positive constant for all choices of n . Then with high probability, asymptotically, the total number of paths of length $r(n)$ originating from a large subset of nodes $X(n)$ is approximately equal to the total number of simple paths of length $r(n)$ from that same subset of nodes.*

At this juncture, we clarify the choice of $r(n)$ in Theorem 4. Since the diameter in Chung-Lu random graphs scales logarithmically with the size of the network [4] and we know that the number of paths grows exponentially in terms of path length, for computational purposes it makes sense to choose $r(n) = O(\log(n))$.

As Theorem 4 is an asymptotic result and only holds in an average sense, we ran numeric simulations to better explore this relationship. Intuitively speaking, given a collection of graphs with a fixed number of high degree nodes (to ensure a substantial number of nonsimple paths for sufficiently large r), the claim is that graphs associated with a larger $\frac{S_2}{S}$ will result in a larger percentage of simple paths of length r ; that is, $\frac{S_2}{S}$ is related to the expected number of neighbors of a node and increasing the number of neighbors of a node will result in more ‘new’ paths.

To justify this claim, we constructed realizations of Chung-Lu graphs with expected degree sequences where we fixed the average degree, varied $\frac{S_2}{S}$, and selected a fixed number of nodes to have expected degree equal to \sqrt{S} . For our particular simulation, we used a Markov Chain Monte Carlo method similar to [21] for randomly generating expected degree sequences such that any realization

has a fixed expected average degree of 8, realizations must approximately obey a specified value of $\frac{S_2}{S}$ and that there are guaranteed to be at least four nodes with an approximate maximum expected degree of $\sqrt{S} = \sqrt{8n}$, where n is the number of nodes. In our simulations, our graphs consisted of 800 nodes. We constructed 100 such expected degree sequences. Afterwards, from each expected degree sequence we constructed a realization from the Chung-Lu random graph model. We then randomly chose 50 pairs of nodes (each with a minimum degree of 5) and calculated the ratio of the number of simple and non-simple almost shortest paths. Figure 3 presents a cluster of three box plots corresponding to realizations from each of these expected degree sequences representing the aforementioned ratio.

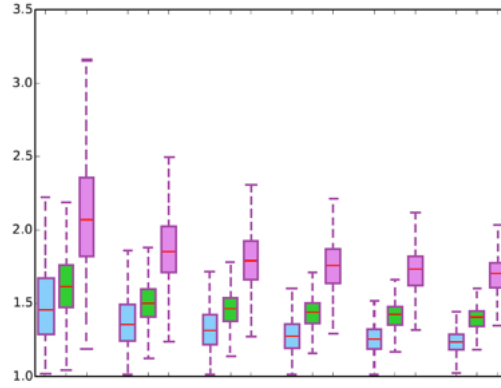


Figure 3: A box plot of the ratio of the number of paths of length r compared to the number of simple paths of length r . Each cluster of three box plots represents different values of r , minimum distance $+ 2$, $+3$ and $+4$. Similarly a more rightwards cluster of box plots on the x -axis denotes an increased value of $\frac{S_2}{S}$ in the expected degree sequence. Note that there appears to be an exponential growth in the number of non-simple paths (relative to the number of paths) as r increases but that for modest values of r , this quantity is well controlled. Furthermore, by Theorem 1, this quantity is asymptotically bounded for fixed values of r .

In Figure 3 the graphs corresponding to the last cluster of boxplots has an expected $\frac{S_2}{S}$ of approximately 20, as opposed to the first cluster of boxplots affiliated with an expected $\frac{S_2}{S}$ of roughly 12. We can non-rigorously estimate the number of paths of minimum distance $+ k$ by roughly (Recall Lemma 1 where the expected number of paths of length k grows like $\frac{S_2^k}{S}$). When $k = 4$ and $10 \leq \frac{S_2}{S} \leq 20$ this implies that the number of paths calculated is roughly bounded by $100,000 \leq \frac{S_2^4}{S} \leq 160,000$. Hence it is far more efficient to calculate the number of simple paths of length r by calculating the number of non-simple paths of length r (where the ratio of the number of paths to simple

paths is roughly 2 when $k = 4$) than using one of the existing algorithms for computing the number of simple paths directly as referenced in the introduction. Furthermore, while the ratio of non-simple paths to simple paths grows as we increase r , in practice we must compute *exponentially many* number paths to see an exponential growth in the penalty for computing both simple and nonsimple paths.

4 Connectivity Simulations in the AS Graph

We now consider an application of the K Shortest (Simple) Path Problem to internet routing. More precisely, we wish to inquire the robustness of the AS Graph (and some random graph models) to an edge deletion process and assess the connectivity of the graph.

Measuring *connectivity* for this application is rather ambiguous. For example under an edge deletion process [20] construes connectivity between two nodes as a measure that solely depends on the existence of a path of length bounded by some constant multiple of the diameter. Alternatively, one can consider measuring connectivity by requiring the existence of a giant component or dynamical robustness [24, 7, 8, 14].

In this work as dynamical robustness (and path existence) may fail to capture the potential political and economic consequences of the existence of only a modest number of short, viable paths, we would instead like to track the percentage (or number) of surviving almost shortest paths under an edge deletion process, where we delete each edge from the graph independently with probability p . On the left column of Figure 4, Figures 4a, 4c and 4e, we plotted box plots for the percentage of surviving almost shortest paths (y-axis) under an edge deletion process with probability p denoted on the x axis. More specifically, we sampled 20 random pairs of nodes, one with 10 edges and another with 12 edges and repeated the edge deletion process 20 times for each of the 20 distinct node pairs with a given p . When considering our collection of almost shortest paths, in practice we only included paths that were at most 3 or 4 edges longer than the path of minimal length. For a particular pair of nodes, our collection of almost shortest paths could consist of more than 50 million paths! In figure 4a, we construct an Erdos-Renyi random graph with average degree chosen to match the AS Graph. Subsequently, in figure 4c, we consider a Chung-Lu random graph with an expected degree sequence chosen to match the AS Graph as well [23, 12]. Finally in figure 4e, we consider a snapshot of the AS Graph from January 2015, where we compiled edges based on route announcements from the Ripe and Route Views data set.

On the right column of Figure 4, we consider five randomly chosen node pairs

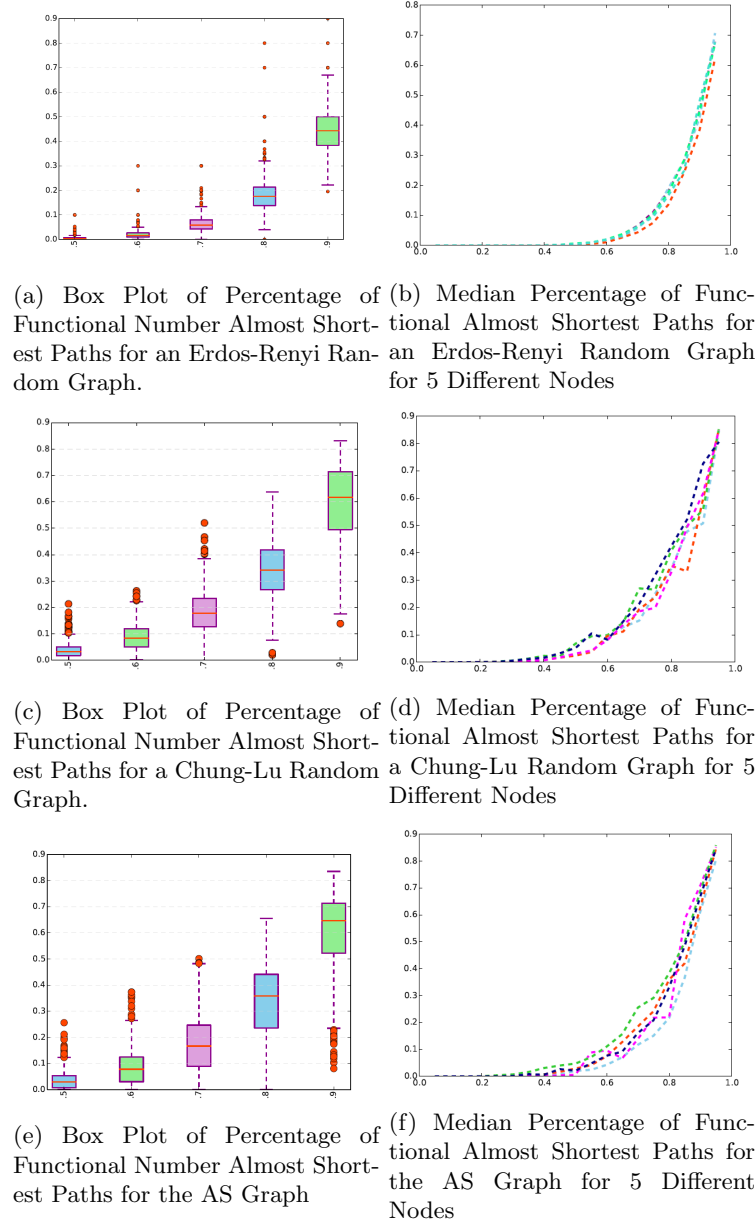


Figure 4

and plot the median percentage of surviving paths. Two perhaps surprising results emerge from Figure 4. Firstly, for a given p , the median percentage of surviving paths appear to be roughly the same across all pairs of nodes (of sufficiently high degree) in spite of the fact that the existence of two paths under an edge deletion process is often dependent on one another. And secondly, while the Erdos-Renyi graph fails to capture the distribution of the percentages

of surviving paths of almost shortest length in the AS Graph, the Chung-Lu random graph model behaves remarkably similar to the AS Graph and heavily suggests that knowledge of the degree sequence plays a fundamental role in predicting the percentage of surviving almost shortest paths.

5 Conclusions

Identifying almost shortest paths between two nodes arises in numerous applications including internet routing and epidemiology. Since we want to find *many* almost shortest paths in these real world networks, we would like our algorithm to exploit properties commonly found in these networks. Consequently, we constructed a novel algorithm for computing all k paths bounded by length L between two nodes in an graph with m weighted edges in $O(m \log m + kL)$ time. Our results build upon prior proposed solutions to the almost shortest paths problem by exploiting the fact that the upperbound L , is in practice much smaller than the number of edges due to the small-world phenomenon present in many real world networks.

For many applications, we instead want to find almost shortest simple paths, where we cannot visit a node more than once in a path. Since computing almost shortest simple paths can be computationally expensive, we presented a rigorous framework for explaining when we could use our solution to compute almost shortest paths as an efficient answer to the almost shortest simple paths problem. More specifically, we analyzed the Chung-Lu random graph model, which emulates many of the properties frequently observed in real world networks, and demonstrated in Theorem 4 for a flexible choice of parameters that the total number of simple paths approximately equals the total number of paths of modestly large length. We also performed numeric simulations illustrating the ratio of the number of paths to simple paths for some realizations of Chung-Lu random graphs.

In our effort to provide rigorous arguments supporting the efficiency of our algorithm for solving the almost shortest simple paths problem on the Chung-Lu random graph model, other questions organically emerged in the process. While in this work we focused primarily on properties of the number of simple paths to paths for Chung-Lu random graphs, we could ask analogous questions about the ratio of simple paths to paths for other random graph models as well. In addition, our theoretical result pertains to the ratio of simple paths to paths, where we include paths with many different sources and targets; can we extend this result to a very small selection of node pairs?

Finally, we considered an application to Internet Routing where we would like to assess the quality of the connectivity between two nodes under an edge

deletion process. To measure the quality of connectivity we constructed large collections of almost shortest simple paths, consisting of potentially millions of paths, and then observed the number of paths that survive the edge deletion process through simulation. Of particular interest, we found that the edge deletion process on the snapshot of the AS Graph looked remarkably similar to the simulations on realizations in the Chung-Lu random graph model with the appropriate expected degree sequence, further supporting the notion that Chung-Lu random graphs can emulate many of the properties observed in real world networks.

Ultimately to find an efficient solution to the almost shortest path problem on real world networks, we need to consider the performance of the algorithm on these specific networks. More succinctly, we maintain that providing rigorous theoretical results regarding the computational runtime of a solution to the almost shortest paths problem on realistic random graph models will enable us to make better informed decisions for finding optimal solutions to these problems on real world networks. In this work, we not only provided an efficient solution to the almost shortest paths problems in terms of an important parameter of the problem for real world networks, the actual lengths of the paths, but also provided rigorous results relevant to the efficiency of using an almost shortest path algorithm to find the almost shortest *simple* paths for realizations of the Chung-Lu random graph model, a model that captures many of the qualities empirically observed in these real world networks.

6 Acknowledgements

The authors would like to express their gratitude to Rachel Kartch and Rhiannon Weaver (CMU) for the many helpful conversations pertaining to the applications of the k shortest path algorithms in context to internet routing in the Autonomous System graph. Furthermore, the authors would also like to thank Philip Garrison (CMU) for his input in terms of constructing efficient k shortest path algorithms for real world networks.

Copyright 2016 Carnegie Mellon University

This material is based upon work funded and supported by Department of Homeland Security under Contract No. FA8721-05-C-0003 with Carnegie Mellon University for the operation of the Software Engineering Institute, a federally funded research and development center sponsored by the United States Department of Defense.

NO WARRANTY. THIS CARNEGIE MELLON UNIVERSITY AND SOFTWARE ENGINEERING INSTITUTE MATERIAL IS FURNISHED ON AN “AS-IS” BASIS. CARNEGIE MELLON UNIVERSITY MAKES NO WARRANTIES OF ANY KIND, EITHER EXPRESSED OR IMPLIED, AS TO ANY MATTER INCLUDING, BUT NOT LIMITED TO, WARRANTY OF FITNESS FOR PURPOSE OR MERCHANTABILITY, EXCLUSIVITY, OR RESULTS OBTAINED FROM USE OF THE MATERIAL. CARNEGIE MELLON UNIVERSITY DOES NOT MAKE ANY WARRANTY OF ANY KIND WITH RESPECT TO FREEDOM FROM PATENT, TRADEMARK, OR COPYRIGHT INFRINGEMENT.

[Distribution Statement A] This material has been approved for public release and unlimited distribution. Please see Copyright notice for non-US Government use and distribution.

CERT $\text{\textcircled{R}}$ is a registered mark of Carnegie Mellon University. DM-0003796

References

- [1] Réka Albert, Hawoong Jeong, and Albert-László Barabási. Error and attack tolerance of complex networks. *nature*, 406(6794):378–382, 2000.
- [2] Aaron Bernstein. A nearly optimal algorithm for approximating replacement paths and k shortest simple paths in general graphs. In *Proceedings of the twenty-first annual ACM-SIAM symposium on Discrete Algorithms*, pages 742–755. Society for Industrial and Applied Mathematics, 2010.
- [3] TH Byers and MS Waterman. Determining all optimal and near-optimal solutions when solving shortest path problems by dynamic programming (in press) *operat*, 1984.
- [4] Fan Chung and Linyuan Lu. The average distances in random graphs with given expected degrees. *Proceedings of the National Academy of Sciences*, 99(25):15879–15882, 2002.
- [5] Fan Chung, Linyuan Lu, and Van Vu. Spectra of random graphs with given expected degrees. *Proceedings of the National Academy of Sciences*, 100(11):6313–6318, 2003.
- [6] Fan Chung and Mary Radcliffe. On the spectra of general random graphs. *Electronic Journal of Combinatorics*, 18(1):215–229, 2011.

- [7] Paolo Crucitti, Vito Latora, Massimo Marchiori, and Andrea Rapisarda. Error and attack tolerance of complex networks. *Physica A: Statistical Mechanics and its Applications*, 340(1):388–394, 2004.
- [8] Jordi Duch and Alex Arenas. Effect of random failures on traffic in complex networks. In *SPIE Fourth International Symposium on Fluctuations and Noise*, pages 66010O–66010O. International Society for Optics and Photonics, 2007.
- [9] D Eppstein. Finding the k shortest paths. In *Foundations of Computer Science, 1994 Proceedings., 35th Annual Symposium on*, pages 154–165. IEEE, 1994.
- [10] David Eppstein. Finding the k shortest paths. *SIAM Journal on computing*, 28(2):652–673, 1998.
- [11] Raoul Frijters, Marianne Van Vugt, Ruben Smeets, René Van Schaik, Jacob De Vlieg, and Wynand Alkema. Literature mining for the discovery of hidden connections between drugs, genes and diseases. *PLoS Comput Biol*, 6(9):e1000943, 2010.
- [12] Aric Hagberg and Nathan Lemons. Fast generation of sparse random kernel graphs. *PloS one*, 10(9):e0135177, 2015.
- [13] Bing He, Jie Tang, Ying Ding, Huijun Wang, Yuyin Sun, Jae Hong Shin, Bin Chen, Ganesh Moorthy, Judy Qiu, Pankaj Desai, et al. Mining relational paths in integrated biomedical data. *PLoS One*, 6(12):e27506, 2011.
- [14] Shan He, Sheng Li, and Hongru Ma. Effect of edge removal on topological and functional robustness of complex networks. *Physica A: Statistical Mechanics and its Applications*, 388(11):2243–2253, 2009.
- [15] John Hershberger, Matthew Maxel, and Subhash Suri. Finding the k shortest simple paths: A new algorithm and its implementation. *ACM Transactions on Algorithms (TALG)*, 3(4):45, 2007.
- [16] Víctor M Jiménez and Andrés Marzal. Computing the k shortest paths: A new algorithm and an experimental comparison. In *International Workshop on Algorithm Engineering*, pages 15–29. Springer, 1999.
- [17] Víctor M Jiménez and Andrés Marzal. A lazy version of eppstein’s k shortest paths algorithm. In *International Workshop on Experimental and Efficient Algorithms*, pages 179–191. Springer, 2003.
- [18] Naoki Katoh, Toshihide Ibaraki, and Hisashi Mine. An efficient algorithm for k shortest simple paths. *Networks*, 12(4):411–427, 1982.

- [19] Jérémie Leguay, Matthieu Latapy, Timur Friedman, and Kavé Salamatian. Describing and simulating internet routes. In *International Conference on Research in Networking*, pages 659–670. Springer, 2005.
- [20] Eduardo López, Roni Parshani, Reuven Cohen, Shai Carmi, and Shlomo Havlin. Limited path percolation in complex networks. *Physical review letters*, 99(18):188701, 2007.
- [21] Xuesong Lu and Stéphane Bressan. Generating random graphic sequences. In *International Conference on Database Systems for Advanced Applications*, pages 570–579. Springer, 2011.
- [22] W Matthew Carlyle and R Kevin Wood. Near-shortest and k-shortest simple paths. *Networks*, 46(2):98–109, 2005.
- [23] Joel C Miller and Aric Hagberg. Efficient generation of networks with given expected degrees. In *International Workshop on Algorithms and Models for the Web-Graph*, pages 115–126. Springer, 2011.
- [24] Adilson E Motter and Ying-Cheng Lai. Cascade-based attacks on complex networks. *Physical Review E*, 66(6):065102, 2002.
- [25] Jukka-Pekka Onnela and Nicholas A Christakis. Spreading paths in partially observed social networks. *Physical Review E*, 85(3):036106, 2012.
- [26] Gergely Palla, Imre Derényi, Illés Farkas, and Tamás Vicsek. Uncovering the overlapping community structure of complex networks in nature and society. *Nature*, 435(7043):814–818, 2005.
- [27] Mason A Porter and James P Gleeson. *Dynamical systems on networks: A tutorial*, volume 4. Springer, 2016.
- [28] José J Ramasco, S Marta, Eduardo López, and Stefan Boettcher. Optimization of transport protocols with path-length constraints in complex networks. *Physical Review E*, 82(3):036119, 2010.
- [29] Liam Roditty and Uri Zwick. Replacement paths and k simple shortest paths in unweighted directed graphs. In *International Colloquium on Automata, Languages, and Programming*, pages 249–260. Springer, 2005.
- [30] Stefan Savage, Andy Collins, Eric Hoffman, John Snell, and Thomas Anderson. The end-to-end effects of internet path selection. In *ACM SIGCOMM Computer Communication Review*, volume 29, pages 289–299. ACM, 1999.
- [31] Yu-Keng Shih and Srinivasan Parthasarathy. A single source k-shortest paths algorithm to infer regulatory pathways in a gene network. *Bioinformatics*, 28(12):i49–i58, 2012.

- [32] Jin Y Yen. Finding the k shortest loopless paths in a network. *management Science*, 17(11):712–716, 1971.