

Anomalous Hall Coulomb drag of massive Dirac fermions

Hong Liu, Weizhe Edward Liu, Dimitrie Culcer

School of Physics, The University of New South Wales, Sydney 2052, Australia

(Dated: November 13, 2018)

Dirac fermions are actively investigated, and the discovery of the quantized anomalous Hall effect of massive Dirac fermions has spurred the promise of low-energy electronics. Some materials hosting Dirac fermions are natural platforms for interlayer coherence effects such as Coulomb drag and exciton condensation. Here we determine the role played by the anomalous Hall effect in Coulomb drag in massive Dirac fermion systems. We focus on topological insulator films with out-of-plane magnetizations in both the active and passive layers. The transverse response of the active layer is dominated by a topological term arising from the Berry curvature. We show that the topological mechanism does not contribute to Coulomb drag, yet the longitudinal drag force in the passive layer gives rise to a transverse drag current. This anomalous Hall drag current is independent of the active-layer magnetization, a fact that can be verified experimentally. It depends non-monotonically on the passive-layer magnetization, exhibiting a peak that becomes more pronounced at low densities. These findings should stimulate new experiments and quantitative studies of anomalous Hall drag.

The past decade has witnessed an energetic exploration of Dirac fermions in materials ranging from graphene [1] to topological insulators [2], transition metal dichalcogenides [3] and Weyl and Dirac semimetals [4–6]. Dirac fermions in 2D are described by the Hamiltonian $H_D = A \boldsymbol{\sigma} \cdot (\mathbf{k} \times \hat{z}) + M \sigma_z$, with $\boldsymbol{\sigma} = (\sigma_x, \sigma_y, \sigma_z)$ the usual Pauli matrices, $\mathbf{k} = (k_x, k_y)$ the 2D wave vector, A stems from the Fermi velocity and M a generic mass term. In the limit $M \rightarrow 0$ the quasi-particle dispersion is linear, a feature that has aroused intense interest experimentally [7–21] and theoretically [22–34]. These studies have illuminated the considerable potential of Dirac fermions for spintronics, thermoelectricity, magnetoelectronics and topological quantum computing [35].

Certain materials hosting Dirac fermions, such as 3D topological insulator (TI) slabs, are inherently two-layer systems naturally exhibiting interlayer coherence effects such as Coulomb drag [36–38], in which the charge current in one layer *drags* a charge current in the adjacent layer through the interlayer electron-electron interactions. Drag geometries are intensively studied experimentally in Dirac fermion systems as part of the search for exciton condensation [39–68]. The most promising Dirac fermion materials have been magnetic TI slabs, in which a dissipationless quantized anomalous Hall effect has been discovered [69–72], which has already been harnessed successfully [73], stimulating an intense search for device applications. The time-reversal symmetry breaking required in Hall effects [3, 28, 74–77] gives Dirac fermions a finite mass and results in a non-trivial Berry curvature [3, 78, 79]. Coulomb drag of massive Dirac fermions is thus directly relevant to ongoing experiments, and raises important questions: if topological terms are present in the drag current they could be exploited in longitudinal transport, enabling a topological transistor.

Here we present a complete theory of Coulomb drag of massive Dirac fermions. The central findings of our work are that (i) the anomalous Hall current in the ac-

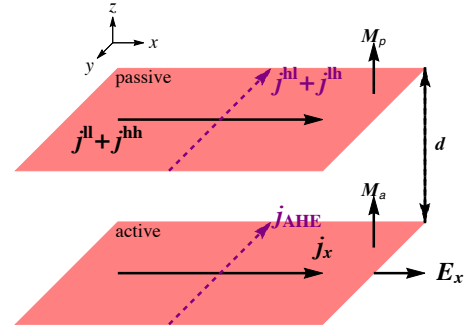


Figure 1: Contributions to the drag current in magnetic TIs. The electric field gives rise to a longitudinal (j_x) and an anomalous Hall (j_{AHE}) current in the active layer. In the passive layer there are four contributions: j^{ll} is the longitudinal current dragged by j_x ; j^{lh} is the transverse current dragged by j_{AHE} ; j^{hl} is the anomalous Hall current generated by j^{ll} ; while j^{hh} is the anomalous Hall current generated by j^{lh} , and it flows longitudinally. M_a and M_p are the magnetizations of the active and passive layers, respectively. d is the layer separation.

tive layer does not generate a drag current in the passive layer (Fig. 1), and (ii) the remaining drag current only depends on M_p , the magnetization of the passive layer. Its dependence on M_p is non-monotonic, with a peak at an intermediate value of M_p , which becomes pronounced at low densities. Although derived here using a minimal model for Dirac fermions, these results apply generally to materials with Rashba spin-orbit interactions. They stand in sharp contrast to conventional Coulomb drag in ordinary Hall systems [49, 61, 63, 64, 80]. There the Hall current in the active layer, caused by the Lorentz force rather than topology, makes a significant contribution to the drag response, which depends on the applied magnetic field. This work is intended to stimulate further experiments and quantitative studies on state-of-the-art samples, in which the above results can be verified.

We consider a TI film with both the top (active) and bottom (passive) surfaces magnetized either through doping with magnetic impurities or proximity coupling to ferromagnets. The magnetizations of the two surfaces are allowed to differ. Without loss of generality we assume (i) the carrier number density and hence the Fermi energy is the same in each layer and (ii) sidewall states do not participate in transport, an assumption that recent work has shown to be justified [81]. The chemical potential lies in the surface conduction band of each layer. We require $\varepsilon_F \tau_l / \hbar \gg 1$ in each layer $l \in \{a \equiv \text{active}, p \equiv \text{passive}\}$, with ε_F the Fermi energy located in the surface conduction bands and τ_l the momentum scattering time. The two-layer effective band Hamiltonian

$$H_0 \mathbf{k} = \tau_z \otimes h_{\mathbf{k}} + \text{diag}\{M_a, -M_a, M_p, -M_p\}, \quad (1)$$

where the (Rashba) Hamiltonian of a single layer $h_{\mathbf{k}} = A \boldsymbol{\sigma} \cdot (\mathbf{k} \times \hat{z}) \equiv -Ak \boldsymbol{\sigma} \cdot \hat{\theta}$ with $\hat{\theta}$ the tangential unit vector corresponding to \mathbf{k} . The Pauli matrix τ_z represents the layer degree of freedom. The eigenvalues of Eq. (1) are $\varepsilon_{l\pm} = \pm \sqrt{A^2 k^2 + M_l^2} \equiv \hbar \Omega_k^{(l)}$, the band index $s_{\mathbf{k}} = \pm$ with $+$ the conduction band and $-$ the valence band.

We directly calculate the anomalous Hall drag resistivity ρ_D^{yx} : the procedure will be outlined below. We find \mathbf{j}^{lh} and \mathbf{j}^{hh} (Fig. 1) vanish identically, implying that the anomalous Hall current in the active layer does not generate a corresponding drag current in the passive layer. The physics can be understood in two steps. Firstly, an external electric field drives the electrons in the active layer longitudinally, and these in turn exert a longitudinal drag force on the passive-layer electrons. The drag force acts as an effective longitudinal driving term for the passive-layer electrons. The anomalous Hall component of the drag current, which at low temperatures can be sizeable compared to the longitudinal component, represents the transverse response of the passive layer to this effective longitudinal driving force, and depends on the passive-layer magnetization M_p . The electric field also generates an anomalous Hall current in the active layer. This response is dominated by topological terms of the order of the conductivity quantum, which represents a re-arrangement of charge carriers among spin-momentum locked energy states. Physically this is because Coulomb drag occurs as a result of the interaction between the charge densities in different layers, whereas the anomalous Hall current flowing in the active layer is not associated with a change in the charge density: it does not arise from a shift in the Fermi surface, but from the Berry phase acquired through the rearrangement of carriers among spin-momentum locked states. This implies that the anomalous Hall drag current is quite generally independent of the active-layer magnetization M_a . This can be easily verified experimentally. The corollary is that in a sample in which the active layer is undoped, so that it produces no longitudinal current but only a

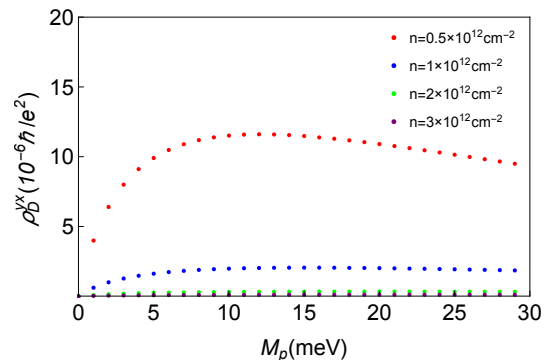


Figure 2: Magnetization dependence of ρ_D^{yx} with $T = 5$ K, $d = 10$ nm, dielectric constant $\epsilon_r = 20$, $A = 4.1$ eVÅ and transport time $\tau \approx 0.1$ ps.

quantized anomalous Hall current, there will be no drag current at all in the passive layer.

We analyse the parameter dependence of ρ_D^{yx} in Fig. 2 and Fig. 3. The relationship between ρ_D^{yx} and the magnetization of the passive layer is illustrated in Fig. 2. There is an upward trend at small magnetizations followed by a relatively slow decrease at larger values of M_p . The trend can be understood as follows. For $M_p \ll Ak_F$ one may expand Eq. (10) in M_p , which reveals that the current increases nearly linearly with M_p . In the opposite limit in which $M_p \gg Ak_F$ [82], the anomalous Hall current vanishes, since the effect of spin-orbit coupling (chirality), which scales with k_F , becomes negligible. In fact at large M_p one may expand the band energies in Ak , with the leading k -dependent term scaling as k^2 , which suggests the system in this limit behaves as a regular, non-magnetic 2DEG. This explains the slow downward trend with increasing M_p , and hence the presence of the peak as a function of M_p . At larger electron densities the peak occurs at stronger values of the magnetization, since higher electron densities imply higher values of Ak_F , increasing the effect of chirality at the expense of the magnetization. We note that magnetizations of magnetic TIs have been measured by superconducting quantum interference device (SQUID) magnetometers [12, 83]. Because the momentum scattering time is in principle known from the longitudinal conductivity of each layer [84, 85], the trend exhibited by ρ_D^{yx} as a function of the magnetization M_p can be verified experimentally.

We examine the dependence of the anomalous Hall drag resistivity on additional experimentally measurable parameters. In Fig. 3(a) the electron density dependence of ρ_D^{yx} for interlayer separations $d = 10, 20, 40$ nm is shown. Compared with the longitudinal drag resistivity, the anomalous Hall drag resistivity has a weaker dependence on electron density. As compared with the longitudinal drag resistivity, the group velocity appearing in the susceptibility of the passive layer is replaced by

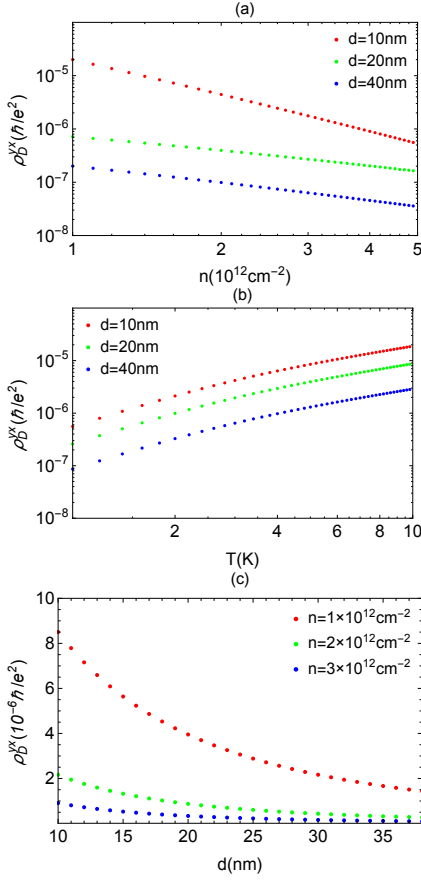


Figure 3: (a) Electron density dependence at $T = 5 \text{ K}$, (b) Temperature dependence with $n = 10^{12} \text{ cm}^{-2}$, (c) Layer separation dependence at $T = 5 \text{ K}$. $M_p = 10 \text{ meV}$, dielectric constant $\epsilon_r = 20$, $A = 4.1 \text{ eV\AA}$ and transport time $\tau \approx 0.1 \text{ ps}$.

the Berry curvature, leading to a weaker density dependence, yet no topological contribution. Next, Fig. 3(b) illustrates the temperature dependence of ρ_D^{yx} for separations $d = 10, 20, 40 \text{ nm}$. We find that, much like ρ_D^{yx} , ρ_D^{yx} also increases nearly quadratically with temperature. The T^2 dependence stems from the allowed phase space for electron-electron scattering at low temperature, and is expected for any interaction strength between the top and bottom layers of TIs, provided the carriers can be described using a Fermi liquid picture. Moreover, due to the absence of backscattering in TIs there is no correction logarithmic in temperature. Fig. 3(c) presents the layer separation dependence of ρ_D^{yx} for three different Fermi wave vectors $k_F = 0.4, 0.5, 0.6 \text{ nm}^{-1}$.

We briefly summarize our formalism. The two-layer system is described by the many-body density matrix \hat{F} , which obeys the quantum Liouville equation [86]

$$\frac{d\hat{F}}{dt} + \frac{i}{\hbar} [\hat{H}, \hat{F}] = 0, \quad (2)$$

where $\hat{H} = \hat{H}^{1e} + \hat{V}^{ee}$ with $\hat{H}^{1e} = \sum_{\alpha\beta} H_{\alpha\beta} c_{\alpha}^{\dagger} c_{\beta}$

and $\hat{V}^{ee} = \frac{1}{2} \sum_{\alpha\beta\gamma\delta} V_{\alpha\beta\gamma\delta}^{ee} c_{\alpha}^{\dagger} c_{\beta}^{\dagger} c_{\gamma} c_{\delta}$. The indices $\alpha \equiv \mathbf{k}s_k l$ represent wave vector, band, and layer indices respectively. The matrix element $V_{\alpha\beta\gamma\delta}^{ee}$ in a generic basis $\{\phi_{\alpha}(\mathbf{r})\}$ is given by $V_{\alpha\beta\gamma\delta}^{ee} = \int d\mathbf{r} \int d\mathbf{r}' \phi_{\alpha}^*(\mathbf{r}) \phi_{\beta}^*(\mathbf{r}') V_{\mathbf{r}-\mathbf{r}'}^{ee} \phi_{\gamma}(\mathbf{r}) \phi_{\delta}(\mathbf{r}')$, where $V_{\mathbf{r}-\mathbf{r}'}^{ee}$ is the Coulomb interaction in real space. The one-particle reduced density matrix is the trace $\rho_{\xi\eta} = \text{tr}(c_{\eta}^{\dagger} c_{\xi} \hat{F}) \equiv \langle c_{\eta}^{\dagger} c_{\xi} \rangle \equiv \langle \hat{F} \rangle_{1e}$, which satisfies [87]

$$\frac{d\rho_{\xi\eta}}{dt} + \frac{i}{\hbar} [\hat{H}_{1e}, \rho]_{\xi\eta} = \frac{i}{\hbar} \langle [\hat{V}^{ee}, c_{\eta}^{\dagger} c_{\xi}] \rangle, \quad (3)$$

with averages such as $\langle [\hat{V}^{ee}, c_{\eta}^{\dagger} c_{\xi}] \rangle$ factorized as [86]

$$\langle c_{\alpha}^{\dagger} c_{\beta}^{\dagger} c_{\gamma} c_{\delta} \rangle = \langle c_{\alpha}^{\dagger} c_{\delta} \rangle \langle c_{\beta}^{\dagger} c_{\gamma} \rangle - \langle c_{\alpha}^{\dagger} c_{\gamma} \rangle \langle c_{\beta}^{\dagger} c_{\delta} \rangle + G_{\alpha\beta\gamma\delta}. \quad (4)$$

The term $\hat{J}_{ee}(\hat{\rho}|t)$ in Eq. (3) represents intralayer and interlayer electron-electron scattering. Since the intralayer electron-electron scattering does not contribute to the drag current, we concentrate on the interlayer electron-electron scattering,

$$\begin{aligned} J_{\mathbf{k},p,s_{\mathbf{k}}s'_{\mathbf{k}}}^{\text{Inter,e-e}} &= \frac{\pi}{\hbar L^4} \sum_{\mathbf{k}_1 \mathbf{k}'_1} |v_{|\mathbf{k}-\mathbf{k}_1|}^{(\text{pa})}|^2 \delta_{\mathbf{k}+\mathbf{k}', \mathbf{k}_1+\mathbf{k}'_1} \{ \\ &\sum_{i=1}^4 P_{s_{\mathbf{k}}s_{\mathbf{k}_1}s'_{\mathbf{k}}}^{(i)} A_{s_{\mathbf{k}'}s_{\mathbf{k}'_1}}^{(i)} \delta[\varepsilon_{k_1, s_{k_1}}^{(p)} - \varepsilon_{k, s_k}^{(p)} + \varepsilon_{k'_1, s_{k'_1}}^{(a)} - \varepsilon_{k', s_{k'}}^{(a)}] + \\ &\sum_{i=5}^8 P_{s_{\mathbf{k}}s_{\mathbf{k}_1}s'_{\mathbf{k}}}^{(i)} A_{s_{\mathbf{k}'}s_{\mathbf{k}'_1}}^{(i)} \delta[\varepsilon_{k_1, s_{k_1}}^{(p)} - \varepsilon_{k, s_k}^{(p)} + \varepsilon_{k'_1, s_{k'_1}}^{(a)} - \varepsilon_{k', s_{k'}}^{(a)}] \}, \end{aligned} \quad (5)$$

where L^2 is the area of the 2D system. The interlayer momentum transfer $\mathbf{q} = \mathbf{k} - \mathbf{k}_1 = \mathbf{k}'_1 - \mathbf{k}'$, and $v_{|\mathbf{k}-\mathbf{k}_1|}^{(\text{pa})}$ is the interlayer Coulomb interaction. $A_{s_{\mathbf{k}'}s_{\mathbf{k}'_1}}^{(i)}$ and $P_{s_{\mathbf{k}}s_{\mathbf{k}_1}s'_{\mathbf{k}}}^{(i)}$ are given explicitly in Table I. of the Supplement.

The single-particle Hamiltonian $\hat{H}^{1e} = \hat{H}_0 + \hat{H}_E + \hat{U}$, where \hat{H}_0 is the band Hamiltonian defined in Eq. (1), $\hat{H}_E = e(\hat{\mathbf{E}} \otimes \mathbf{1}) \cdot \hat{\mathbf{r}}$ is the electrostatic potential due to the driving electric field with $\hat{\mathbf{r}}$ the position operator and \hat{U} the disorder potential, which is assumed to be a scalar in spin space. The kinetic equation of the two-layer system

$$\frac{df_{\mathbf{k}}^{(a)}}{dt} + \frac{i}{\hbar} [H_{0\mathbf{k}}^{(a)}, f_{\mathbf{k}}^{(a)}] + \hat{J}_0(f_{\mathbf{k}}^{(a)}) = -\frac{i}{\hbar} [H_{\mathbf{k}}^E, f_{0\mathbf{k}}^{(a)}], \quad (6a)$$

$$\frac{df_{\mathbf{k}}^{(p)}}{dt} + \frac{i}{\hbar} [H_{0\mathbf{k}}^{(p)}, f_{\mathbf{k}}^{(p)}] + \hat{J}_0(f_{\mathbf{k}}^{(p)}) = J_{\mathbf{k},p}^{\text{Inter,e-e}}, \quad (6b)$$

with $H_{0\mathbf{k}}^{(l)} = h_{\mathbf{k}}^{(l)} + M_l \sigma_z$ the band Hamiltonian and $f_{0\mathbf{k}}^{(l)}$ the equilibrium density matrix of each magnetic layer. We neglect the interlayer electron-electron collision integral $J_{\mathbf{k},a}^{\text{Inter,e-e}}$ in the active layer, and the electron-impurity scattering in the first Born approximation yields [28]

$$\hat{J}_0(f_{\mathbf{k}}^{(l)}) = \left\langle \int_0^{\infty} \frac{dt'}{\hbar^2} [\hat{U}, e^{-i\hat{H}t'/\hbar} [\hat{U}, f] e^{i\hat{H}t'/\hbar}] \right\rangle_{\mathbf{k}\mathbf{k}}, \quad (7)$$

where $\langle \rangle$ denotes the average over impurity configurations. We write $f_{\mathbf{k}}^{(l)} = n_{\mathbf{k}}^{(l)} \mathbb{1} + S_{\mathbf{k}}^{(l)}$, with $S_{\mathbf{k}}^{(l)}$ a 2×2 Hermitian matrix which can be written in terms of the Pauli spin matrices. As in Ref. [28] we choose the unit vectors $\hat{\Omega}_{\mathbf{k}} = -a_k \hat{\theta} + b_k \hat{z}$, $\hat{\mathbf{k}}_{eff} = \hat{\mathbf{k}}$ and $\hat{z}_{eff} = a_k \hat{z} + b_k \hat{\theta}$, with $a_k = 2Ak/\hbar\Omega_k$, $b_k = 2M_l/\hbar\Omega_k$ so that $a_k^2 + b_k^2 = 1$ (we suppress the layer indices for simplicity) [91]. We project σ as $\sigma_{\mathbf{k},\parallel} = \sigma \cdot \hat{\Omega}_{\mathbf{k}}$, $\sigma_{\mathbf{k},k} = \sigma \cdot \hat{\mathbf{k}}$ and $\sigma_{\mathbf{k},z_{eff}} = \sigma \cdot \hat{z}_{eff}$. Note that $\sigma_{\mathbf{k},\parallel}$ commutes with $H_{0\mathbf{k}}^{(l)}$, while $\sigma_{\mathbf{k},k}$ and $\sigma_{\mathbf{k},z_{eff}}$ do not, hence we use \perp to refer to vectors in the plane spanned by $\hat{\mathbf{k}}$ and \hat{z}_{eff} . Hence the kinetic equation for the passive layer Eq. (6b) can be decomposed as

$$\frac{dn_{\mathbf{k}}^{(p)}}{dt} + P_n \hat{J}(f_{\mathbf{k}}^{(p)}) = \frac{J_{\mathbf{k},p,++}^{e-e} + J_{\mathbf{k},p,--}^{e-e}}{2} \mathbb{1}, \quad (8a)$$

$$\frac{dS_{\mathbf{k},\parallel}^{(p)}}{dt} + P_{\parallel} \hat{J}(f_{\mathbf{k}}^{(p)}) = \frac{J_{\mathbf{k},p,++}^{e-e} - J_{\mathbf{k},p,--}^{e-e}}{2} \sigma \cdot \hat{\Omega}_{\mathbf{k}}, \quad (8b)$$

$$\begin{aligned} \frac{dS_{\mathbf{k},\perp}^{(p)}}{dt} + \frac{i}{\hbar} [H_{0\mathbf{k}}^{(p)}, S_{\mathbf{k},\perp}^{(p)}] + P_{\perp} \hat{J}(f_{\mathbf{k}}^{(p)}) &= \sigma \cdot \hat{\mathbf{k}}_{eff} \\ \times \frac{J_{\mathbf{k},p,-+}^{e-e} - J_{\mathbf{k},p,+-}^{e-e}}{2i} - \frac{J_{\mathbf{k},p,-+}^{e-e} + J_{\mathbf{k},p,+-}^{e-e}}{2} \sigma \cdot \hat{z}_{eff}, & \quad (8c) \end{aligned}$$

Notation 'e-e' in the formula means interlayer electron-electron scatterings. Solving Eqs. (8) and evaluating the expectation value of the current operator for the passive layer, we find a general form for the longitudinal drag conductivity

$$\sigma_D^{xx} = \frac{e^2}{16\pi k_B T} \sum_{\mathbf{q}} \int d\omega \frac{|V(\mathbf{q}, \omega)|^2 \chi_a(\mathbf{q}, \omega) \chi_p(\mathbf{q}, \omega)}{\sinh^2 \frac{\beta \hbar \omega}{2}}, \quad (9)$$

where $\chi_l(\mathbf{q}, \omega)$ is the drag susceptibility given in detail in the Supplement. The longitudinal drag conductivity σ_D^{xx} was studied in detail in Ref. [68]. In the regime $M_{a,p} \ll \varepsilon_F$, which is applicable to all samples studied experimentally, σ_D^{xx} does not depend on the magnetization of either layer, and has the same form as in Ref. [68].

The anomalous Hall drag current is given by

$$\begin{aligned} \mathbf{j}^{hl} &= \frac{e^2 \pi}{4\hbar k_B T L^2} \int d\omega \frac{|V(\mathbf{q}, \omega)|^2}{\sinh^2 \frac{\beta \hbar \omega}{2}} \delta[\varepsilon_{k_1,+}^{(p)} - \varepsilon_{k,+}^{(p)} + \hbar\omega] \\ &\times (f_{0\mathbf{k},+}^{(p)} - f_{0\mathbf{k}_1,+}^{(p)}) \mathbf{E}_a \cdot \chi_a(\mathbf{q}, \omega) \frac{A a_k b_k}{\Omega_k} (\hat{\theta}_1 - \hat{\theta}). \end{aligned} \quad (10)$$

Equation (10) is used to calculate the drag current. It can be written as a function of the Berry curvature of the passive layer, the occupation numbers $(f_{0\mathbf{k},+}^{(p)} - f_{0\mathbf{k}_1,+}^{(p)})$ and an effective driving term due to the electric field and interlayer electron-electron scattering.

Experimentally, for TI films in the large-surface limit, non-topological contributions from the bulk and the side surface are negligible [88], and we expect the effects described in this work to be observable. Aside from commonly used materials such as Bi_2Se_3 and Bi_2Te_3 , a

small-gap three-dimensional TI has also been identified in strained HgTe. The TI surface states in this material are, however, spatially extended and could be peaked quite far from the wide quantum well edges, reducing the effective 2D layer separation [81].

Massive Dirac fermions are also found in graphene with a staggered sublattice potential, and MoS_2 thin films where inversion symmetry is broken. The band Hamiltonian for a single layer is given by $H_{0\mathbf{k}}^{(l)} = at(\tau k_x \sigma_x + k_y \sigma_y) + \frac{\Delta}{2} \sigma_z$ with $\tau = \pm 1$ the valley index, where a is the lattice constant, t is the effective hopping integral, and Δ is the energy gap. These Dresselhaus-like Hamiltonians can be directly mapped onto the Rashba Hamiltonian considered in this work [89]. The longitudinal drag current is identical for both TIs and other massive Dirac fermion systems, because the physical mechanism behind the longitudinal drag phenomenon is a result of rectification by the passive layer of the fluctuating electric field generated by the active layer. However, when inversion symmetry is broken in a 2D hexagonal lattice, a pair of valleys which are time-reversal of each other are distinguishable by their opposite values of magnetic moment and Berry curvature. Therefore, there will be no transverse drag current in graphene or MoS_2 with broken inversion symmetry because the Berry curvatures have opposite signs in the opposite valleys. In a Dirac semimetal, each Dirac point is four-fold degenerate and can be viewed as consisting of two Weyl nodes with opposite chiralities. Consequently, transverse drag currents also vanish in Dirac semimetals. At small magnetizations the longitudinal drag currents in these materials will be independent of the magnetizations of either layer.

The results are also applicable to Rashba 2DEGs, though measuring a strong anomalous Hall effect [90] can be challenging. A sizable fraction of the conductivity quantum is obtained if the two Rashba sub-bands experience a large magnetization splitting and ε_F lies in the bottom sub-band, but that is challenging experimentally. When $\varepsilon_F \gg M$ the effect vanishes altogether.

We have studied Coulomb drag of massive Dirac fermions, finding that the drag due to the topological terms on the active surface vanishes and the only contribution to anomalous Hall drag comes from the anomalous Hall current generated by the longitudinal drag force experienced by the passive layer. In a system in which the active layer is undoped and only a quantized anomalous Hall effect exists in the active layer there is no drag current at all. In a doped system the transverse drag current has a non-monotonic dependence on the magnetization of the passive layer, with a peak at a value of the magnetization that becomes pronounced at lower densities.

The authors thank Di Xiao, Haizhou Lu, A. H. MacDonald, Oleg Sushkov, Tommy Li, and Euyheon Hwang for inspiring discussions.

-
- [1] C. L. Kane and E. J. Mele, *Phys. Rev. Lett.* **95**, 226801 (2005).
- [2] M. Z. Hasan and C. L. Kane, *Rev. Mod. Phys.* **82**, 3045 (2010).
- [3] D. Xiao, G.-B. Liu, W. Feng, X. Xu, and W. Yao, *Phys. Rev. Lett.* **108**, 196802 (2012).
- [4] A. A. Burkov and L. Balents, *Phys. Rev. Lett.* **107**, 127205 (2011).
- [5] M. T. Edmonds, J. Hellerstedt, K. M. O'Donnell, A. Tadich, and M. S. Fuhrer, *ACS Applied Materials and Interfaces* **8**, 16412 (2016).
- [6] J. Hellerstedt, M. T. Edmonds, N. Ramakrishnan, C. Liu, B. Weber, A. Tadich, K. M. O'Donnell, S. Adam, and M. S. Fuhrer, *Nano Letters* **16**, 3210 (2016).
- [7] G. Wang, X.-G. Zhu, Y.-Y. Sun, Y.-Y. Li, T. Zhang, J. Wen, X. Chen, K. He, L.-L. Wang, X.-C. Ma, et al., *Advanced Materials* **23**, 2929 (2011).
- [8] B. Sacépé, J. B. Oostinga, J. Li, A. Ubal dini, N. J. G. Couto, E. Giannini, and A. F. Morpurgo, *Nat. Commun.* **2**, 575 (2011).
- [9] H.-T. He, G. Wang, T. Zhang, I.-K. Sou, G. K. L. Wong, J.-N. Wang, H.-Z. Lu, S.-Q. Shen, and F.-C. Zhang, *Phys. Rev. Lett.* **106**, 166805 (2011).
- [10] Z. Ren, A. A. Taskin, S. Sasaki, K. Segawa, and Y. Ando, *Phys. Rev. B* **85**, 155301 (2012).
- [11] D. Kim, S. Cho, N. P. Butch, P. Syers, K. Kirshenbaum, S. Adam, J. Paglione, and M. S. Fuhrer, *Nat. Phys.* **8**, 459 (2012).
- [12] J. Zhang, C.-Z. Chang, P. Tang, Z. Zhang, X. Feng, K. Li, L.-l. Wang, X. Chen, C. Liu, W. Duan, et al., *Science* **339**, 15821586 (2013).
- [13] L. Barreto, L. Khnemund, F. Edler, C. Tegenkamp, J. Mi, M. Bremholm, B. B. Iversen, C. Frydendahl, M. Bianchi, and P. Hofmann, *Nano Letters* **14**, 3755 (2014).
- [14] J. Tang, L.-T. Chang, X. Kou, K. Murata, E. S. Choi, M. Lang, Y. Fan, Y. Jiang, M. Montazeri, W. Jiang, et al., *Nano Letters* **14**, 5423 (2014).
- [15] D. A. Kozlov, Z. D. Kvon, E. B. Olshanetsky, N. N. Mikhailov, S. A. Dvoretzky, and D. Weiss, *Phys. Rev. Lett.* **112**, 196801 (2014).
- [16] D. Kim, P. Syers, N. P. Butch, J. Paglione, and M. S. Fuhrer, *Nat. Commun.* **4** (2013).
- [17] C. Cacho, A. Crepaldi, M. Battiato, J. Braun, F. Cilento, M. Zacchigna, M. Richter, O. Heckmann, E. Springate, Y. Liu, et al., *Phys. Rev. Lett.* **114**, 097401 (2015).
- [18] J. Zhang, X. Feng, Y. Xu, M. Guo, Z. Zhang, Y. Ou, Y. Feng, K. Li, H. Zhang, L. Wang, et al., *Phys. Rev. B* **91**, 075431 (2015).
- [19] J. Hellerstedt, M. T. Edmonds, J. H. Chen, W. G. Cullen, C. X. Zheng, and M. S. Fuhrer, *Applied Physics Letters* **105**, 173506 (2014).
- [20] C. Kastl, C. Karnaetzky, H. Karl, and A. W. Holleitner, *Nat. Commun.* **6** (2015).
- [21] Y. Fan, X. Kou, P. Upadhyaya, Q. Shao, L. Pan, M. Lang, X. Che, J. Tang, M. Montazeri, K. Murata, et al., *Nat Nano* **11**, 352359 (2016).
- [22] E. H. Hwang and S. Das Sarma, *Phys. Rev. B* **75**, 205418 (2007).
- [23] J. Jung and A. H. MacDonald, *Phys. Rev. B* **84**, 085446 (2011).
- [24] A. C. Durst, *Phys. Rev. B* **91**, 094519 (2015).
- [25] H.-Z. Lu and S.-Q. Shen, *Proc. SPIE* **9167**, 91672E (2014).
- [26] W. Zhang, R. Yu, H.-J. Zhang, X. Dai, and Z. Fang, *New Journal of Physics* **12**, 065013 (2010).
- [27] S. Liu, Y. Kim, L. Z. Tan, and A. M. Rappe, *Nano Letters* **16**, 16631668 (2016).
- [28] D. Culcer and S. Das Sarma, *Phys. Rev. B* **83**, 245441 (2011).
- [29] S. Adam, E. H. Hwang, and S. Das Sarma, *Phys. Rev. B* **85**, 235413 (2012).
- [30] T. Yoshida, S. Fujimoto, and N. Kawakami, *Phys. Rev. B* **85**, 125113 (2012).
- [31] S. Das Sarma and Q. Li, *Phys. Rev. B* **88**, 081404 (2013).
- [32] W. E. Liu, H. Liu, and D. Culcer, *Phys. Rev. B* **89**, 195417 (2014).
- [33] H.-Z. Lu and S.-Q. Shen, *Phys. Rev. Lett.* **112**, 146601 (2014).
- [34] S. Das Sarma, E. H. Hwang, and H. Min, *Phys. Rev. B* **91**, 035201 (2015).
- [35] C. Nayak, S. H. Simon, A. Stern, M. Freedman, and S. Das Sarma, *Rev. Mod. Phys.* **80**, 10831159 (2008).
- [36] M. Pograbin skii, *Sov. Phys. Semicond.* **11**, 372 (1977).
- [37] L. Zheng and A. H. MacDonald, *Phys. Rev. B* **48**, 8203 (1993).
- [38] B. Narozhny and A. Levchenko, arXiv:1505.07468 (to be published).
- [39] K. Kaasbjerg and A.-P. Jauho, arXiv:1601.00673 (to be published).
- [40] L. D, G. G, M. P. Lilly, and J. L. Reno, *Science* **343**, 631634 (2014).
- [41] A. P. Dmitriev, I. V. Gornyi, and D. G. Polyakov, *Phys. Rev. B* **86**, 245402 (2012).
- [42] V. A. Zyuzin and G. A. Fiete, *Phys. Rev. B* **82**, 113305 (2010).
- [43] A.-P. Jauho and H. Smith, *Phys. Rev. B* **47**, 4420 (1993).
- [44] D. Nandi, A. D. K. Finck, J. P. Eisenstein, L. N. Pfeiffer, and K. W. West, *Nature* **488**, 481484 (2012).
- [45] D. K. Efimkin and V. Galitski, *Phys. Rev. Lett.* **116**, 046801 (2016).
- [46] I. V. Gornyi, A. G. Yashenkin, and D. V. Khveshchenko, *Phys. Rev. Lett.* **83**, 152 (1999).
- [47] A. P. Jauho, *IEEE* **1**, 2130 (1996).
- [48] R. Pillarisetty, H. Noh, D. C. Tsui, E. P. De Poortere, E. Tutuc, and M. Shayegan, *Phys. Rev. Lett.* **89**, 016805 (2002).
- [49] A. Kamenev and Y. Oreg, *Phys. Rev. B* **52**, 7516 (1995).
- [50] V. Braude and A. Stern, *Phys. Rev. B* **64**, 115431 (2001).
- [51] W.-K. Tse, B. Y.-K. Hu, and S. Das Sarma, *Phys. Rev. B* **76**, 081401 (2007).
- [52] B. Amorim and N. M. R. Peres, *Journal of Physics: Condensed Matter* **24**, 335602 (2012).
- [53] S. Kim, I. Jo, J. Nah, Z. Yao, S. K. Banerjee, and E. Tutuc, *Phys. Rev. B* **83**, 161401 (2011).
- [54] W.-K. Tse and S. Das Sarma, *Phys. Rev. B* **75**, 045333 (2007).
- [55] M. I. Katsnelson, *Phys. Rev. B* **84**, 041407 (2011).
- [56] E. H. Hwang, R. Sensarma, and S. Das Sarma, *Phys. Rev. B* **84**, 245441 (2011).
- [57] M. Carrega, T. Tudorovskiy, A. Principi, M. I. Katsnelson, and M. Polini, *New Journal of Physics* **14**, 063033 (2012).
- [58] B. N. Narozhny, M. Titov, I. V. Gornyi, and P. M. Ostrovsky, *Phys. Rev. B* **85**, 195421 (2012).

- [59] S. Kim and E. Tutuc, *Solid State Communications* **152**, 1283 (2012).
- [60] R. V. Gorbachev, A. K. Geim, M. I. Katsnelson, K. S. Novoselov, T. Tudorovskiy, I. V. Grigorieva, A. H. MacDonald, S. V. Morozov, K. Watanabe, T. Taniguchi, et al., *Nat. Phys.* **8**, 896 (2012).
- [61] M. Schütt, P. M. Ostrovsky, M. Titov, I. V. Gornyi, B. N. Narozhny, and A. D. Mirlin, *Phys. Rev. Lett.* **110**, 026601 (2013).
- [62] A. Gamucci, D. Spirito, M. Carrega, B. Karmakar, A. Lombardo, M. Bruna, L. N. Pfeiffer, K. W. West, A. C. Ferrari, M. Polini, et al., *Nat. Commun.* **5** (2014).
- [63] M. Titov, R. V. Gorbachev, B. N. Narozhny, T. Tudorovskiy, M. Schütt, P. M. Ostrovsky, I. V. Gornyi, A. D. Mirlin, M. I. Katsnelson, K. S. Novoselov, et al., *Phys. Rev. Lett.* **111**, 166601 (2013).
- [64] J. C. W. Song and L. S. Levitov, *Phys. Rev. Lett.* **111**, 126601 (2013).
- [65] B. Scharf and A. Matos-Abiague, *Phys. Rev. B* **86**, 115425 (2012).
- [66] J. C. W. Song, D. A. Abanin, and L. S. Levitov, *Nano Letters* **13**, 36313637 (2013).
- [67] D. K. Efimkin and Y. E. Lozovik, *Phys. Rev. B* **88**, 235420 (2013).
- [68] H. Liu, W. E. Liu, and D. Culcer, *Physica E: Low-dimensional Systems and Nanostructures* **79**, 7279 (2016).
- [69] S. Murakami, N. Nagaosa, and S. C. Zhang, *Phys. Rev. Lett.* **93**, 156804 (2004).
- [70] M. König, S. Wiedmann, C. Brüne, A. Roth, H. Buhmann, L. W. Molenkamp, X.-L. Qi, and S.-C. Zhang, *Science* **318**, 766770 (2007).
- [71] C.-Z. Chang, J. Zhang, X. Feng, J. Shen, Z. Zhang, M. Guo, K. Li, Y. Ou, P. Wei, L.-L. Wang, et al., *Science* **340**, 167 (2013).
- [72] C.-Z. Chang, W. Zhao, D. Y. Kim, H. Zhang, B. A. Assaf, D. Heiman, S.-C. Zhang, C. Liu, M. H. W. Chan, and J. S. Moodera, *Nat Mater* **14**, 473477 (2015).
- [73] A. C. Mahoney, J. I. Colless, S. J. Pauka, D. J. Reilly, and et al., arXiv:1601.00634v (????).
- [74] N. Nagaosa, J. Sinova, S. Onoda, A. H. MacDonald, and N. P. Ong, *Rev. Mod. Phys.* **82**, 1539 (2010).
- [75] W. Yao, D. Xiao, and Q. Niu, *Phys. Rev. B* **77**, 235406 (2008).
- [76] R. Yu, W. Zhang, H. J. Zhang, S. C. Zhang, X. Dai, and Z. Fang, *Science* **329**, 61 (2010).
- [77] S. Ulstrup, J. C. Johannsen, F. Cilento, J. A. Miwa, A. Crepaldi, M. Zacchigna, C. Cacho, R. Chapman, E. Springate, S. Mammadov, et al., *Phys. Rev. Lett.* **112**, 257401 (2014).
- [78] H.-Z. Lu, A. Zhao, and S.-Q. Shen, *Phys. Rev. Lett.* **111**, 146802 (2013).
- [79] D. Xiao, W. Yao, and Q. Niu, *Phys. Rev. Lett.* **99**, 236809 (2007).
- [80] A. G. Rojo, *Journal of Physics: Condensed Matter* **11**, R31 (1999).
- [81] D. Tilahun, B. Lee, E. M. Hankiewicz, and A. H. MacDonald, *Phys. Rev. Lett.* **107**, 246401 (2011).
- [82] J.-i. Inoue, T. Kato, Y. Ishikawa, H. Itoh, G. E. W. Bauer, and L. W. Molenkamp, *Phys. Rev. Lett.* **97**, 046604 (2006).
- [83] Y. S. Hor, P. Roushan, H. Beidenkopf, J. Seo, D. Qu, J. G. Checkelsky, L. A. Wray, Y. Xia, S.-Y. Xu, D. Qian, et al., *Phys. Rev. B* **81**, 195203 (2010).
- [84] C. Cacho, A. Crepaldi, M. Battiato, J. Braun, F. Cilento, M. Zacchigna, M. C. Richter, O. Heckmann, E. Springate, Y. Liu, et al., *Phys. Rev. Lett.* **114**, 097401 (2015).
- [85] X. Peng, Y. Yang, R. R. P. Singh, S. Y. Savrasov, and D. Yu, *Nat Commun* **7**, 10878 (2016).
- [86] F. T. Vasko and O. E. Raichev, *Quantum Kinetic Theory and Applications* (Springer, New York, 2005).
- [87] D. Culcer, *Phys. Rev. B* **84**, 235411 (2011).
- [88] T. Morimoto, A. Furusaki, and N. Nagaosa, *Phys. Rev. B* **92**, 085113 (2015).
- [89] T. Wehling, A. Black-Schaffer, and A. Balatsky, *Advances in Physics* **63**, 1 (2014).
- [90] D. Culcer, A. H. MacDonald, and Q. Niu, *Phys. Rev. B* **68**, 045327 (2003).
- [91] Although magnetic impurities also cause spin-dependent scattering, our recent work showed that the anomalous Hall effect in TIs is dominated by the band structure spin-orbit coupling [28], hence we do not include explicitly spin-dependent scattering due to the magnetic impurities.