

Quantum spin transistor with a Heisenberg spin chain

O. V. Marchukov¹, A. G. Volosniev^{1,2}, M. Valiente³, D. Petrosyan,⁴ & N. T. Zinner¹

¹*Department of Physics and Astronomy, Aarhus University, DK-8000 Aarhus C, Denmark*

²*Institut für Kernphysik, Technische Universität Darmstadt, 64289 Darmstadt, Germany*

³*SUPA, Institute of Photonics and Quantum Sciences, Heriot-Watt University, Edinburgh EH14*

4AS, United Kingdom

⁴*Institute of Electronic Structure and Laser, FORTH, GR-71110 Heraklion, Crete, Greece*

We propose and analyze a scheme for conditional state transfer in a Heisenberg XXZ spin chain which realizes a quantum spin transistor. In our scheme, the absence or presence of a control spin excitation in the central gate part of the spin chain results in either perfect transfer of an arbitrary state of a target spin between the weakly coupled input and output ports, or its complete blockade at the input port. We also present a possible realization of the corresponding spin chain with a one-dimensional ensemble of cold atoms with strong contact interactions.

Starting with the original proposal by Datta and Das of a spin-based field-effect transistor ¹, the field of spintronics ² has explored how the spin degrees of freedom can be used for information transfer. More than two decades later this research has reached the quantum regime ³. One motivation for this is the desire for miniaturization which led to the realization of single electron transistors ⁴, or more generally single-dopant devices ⁵. A second motivation is the potential applications in quantum information and computation. Two guiding proposals in the field involve

implementation of quantum gate operations in quantum dots ⁶ and in doped silicon ⁷. Shortly thereafter, molecular magnets have also been proposed ⁸. It was subsequently shown that universal quantum computation can be realized with just the Heisenberg exchange interaction known from quantum magnetism ^{9,10}.

Here we put forward an novel scheme for a quantum spin transistor that may serve as an integral component of quantum information devices. Similarly to the quantum computation proposals, it can be implemented on architectures that realize a Heisenberg spin chain. Various physical realizations of spin chains are being actively explored for short-range quantum state transfer required to integrate and scale-up quantum registers involving many qubits ^{11–15}. In fact, spin chains of the Heisenberg type have been realized in organic and molecular magnets ¹⁶, quantum dots ¹⁷, various compounds ^{16,18,19}, Josephson junction arrays ²⁰, trapped ions ^{21,22}, in atomic chains on surfaces ^{23–26}, and in thin films or narrow magnetic strips that carry spin waves ^{27,28}. Combined with conditional dynamics to realize quantum logic gates, spin chains can greatly facilitate large-scale quantum information processing.

While many different realizations of the coherent spin transistor may be possible, here we focus one such realization in a small ensemble of strongly-interacting cold atoms trapped in a tight one-dimensional potential of appropriate shape. Cold atoms have already been used to realize spin chains and observations of Heisenberg exchange dynamics ²⁹, spin impurity dynamics ³⁰ and magnon bound states ³¹ have been reported.

Our quantum spin transistor works with an arbitrary spin state $|\psi\rangle = \alpha |\downarrow\rangle + \beta |\uparrow\rangle$ at the

input port (target spin) which is coherently transferred to the output port, if there are no excited spins in the gate, $|0\rangle_{\text{gate}}$. However, if the gate contains an excited stationary spin (control spin), $|1\rangle_{\text{gate}}$, it blocks completely the transfer of the target spin state between the input and output ports. In other words, we have coherent dynamics for the initial state of the system $|\psi\rangle_{\text{in}} |0\rangle_{\text{gate}} |\downarrow\rangle_{\text{out}} \rightarrow |\downarrow\rangle_{\text{in}} |0\rangle_{\text{gate}} |\psi\rangle_{\text{out}}$, but complete absence of dynamics for the state $|\psi\rangle_{\text{in}} |1\rangle_{\text{gate}} |\downarrow\rangle_{\text{out}}$ when the gate contains a single spin excitation. Our scheme thus realizes a quantum logic operation and it can be used to obtain spatially entangled states of target and control spins, as well as to create Schrödinger cat states for a large number of target spins.

Coherent spin transistor

Consider a chain of N spin- $\frac{1}{2}$ particles described by the Heisenberg XXZ model Hamiltonian ($\hbar = 1$)

$$H = \sum_{j=1}^N h_j \sigma_z^j - \frac{1}{2} \sum_{j=1}^{N-1} J_j [\sigma_x^j \sigma_x^{j+1} + \sigma_y^j \sigma_y^{j+1} + \Delta \sigma_z^j \sigma_z^{j+1}], \quad (1)$$

where $\sigma_{x,y,z}^j$ are the Pauli matrices acting on the j th spin, h_j determine the energy shifts of the spin-up and spin-down states playing the role of the local magnetic field, J_j are the nearest-neighbor spin-spin interactions, and Δ is the asymmetry parameter: $\Delta = 0$ corresponds to the purely spin-exchange XX model, $\Delta = 1$ to the homogeneous spin-spin interaction XXX model, while the limit of $\Delta \gg 1$ leads to the Ising model. We assume a spatially symmetric spin chain with $J_j = J_{N-j}$ and $h_j = h_{N+1-j}$ with $h_{1,N} = 0$.

The input and output ports for the target spin are represented by the first $j = 1$ and last $j = N$

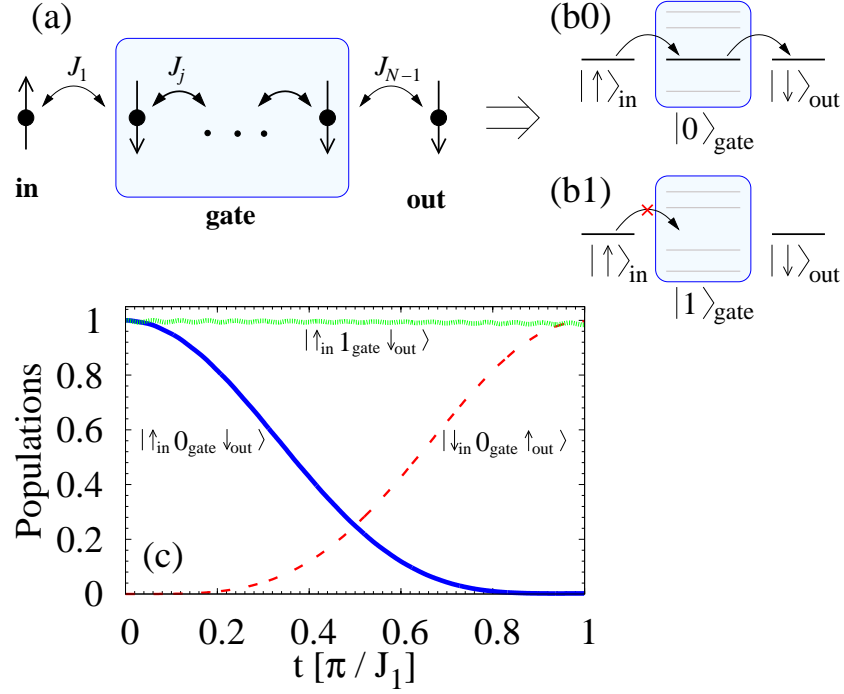


Figure 1: Quantum spin transistor implementation in a spin chain (a) where the “in” and “out” ports are coupled with $J_{1,N-1} \ll J_j$ to the central “gate” region. The energy levels of the gate, split by $\sim J_j$, are additionally tuned by h_j , so as to realize resonant transfer of spin excitation between the input and output ports when the gate is empty, $|0\rangle_{\text{gate}}$, (b0) or to block the spin excitation transfer when the gate contains an excited (control) spin, $|1\rangle_{\text{gate}}$, (b1). Dynamics of an $N = 4$ spin system with an open or closed gate (c). The parameters are $\Delta = -1$, $h = h_- = 0$, and $J_2/J_1 = 17.484$, as obtained for a system of four atoms in the potential of Fig. 2.

sites of the chain, see Fig. 1(a). The inner sites $j = 2, \dots, N - 1$ constitute the gate which may be open or closed for the target spin transfer depending on the absence, $|0\rangle_{\text{gate}}$, or presence, $|1\rangle_{\text{gate}}$, of a single control spin excitation. Ostensibly, the shortest possible spin chain to accommodate a gate between the input and output ports would consist of $N = 3$ spins. As we show in the supplementary material, however, the three-spin chain cannot implement a reusable spin transistor even in the Ising limit $|\Delta| \gg J_j$ since the control spin excitation at the gate site $j = 2$ is not protected from leakage. We will therefore illustrate the scheme using a chain of $N = 4$ spins, with the gate consisting of spins $j = 2, 3$ coupled to each other via the strong exchange constant $J_2 \gg J_{1,3}$.

Consider a system in the initial state $|\uparrow\downarrow\downarrow\downarrow\rangle \equiv |\uparrow\rangle_{\text{in}} |0\rangle_{\text{gate}} |\downarrow\rangle_{\text{out}}$, which we aim to efficiently transfer to the final state $|\downarrow\downarrow\downarrow\uparrow\rangle \equiv |\downarrow\rangle_{\text{in}} |0\rangle_{\text{gate}} |\uparrow\rangle_{\text{out}}$ using an intermediate resonant state, see Fig. 1(b0) and the supplementary material. The initial and final states have the same energy¹ of $\tilde{\lambda}_{\uparrow\downarrow\downarrow\downarrow(\downarrow\downarrow\downarrow\uparrow)} = -\frac{1}{2}J_2\Delta - 2h$, where $h \equiv h_{2,3}$. In turn, the eigenstates of the Hamiltonian (1) in the single-excitation space of strongly-coupled sites $j = 2, 3$ are given by $|G_{\pm}\rangle = \frac{1}{\sqrt{2}}(|\uparrow\downarrow\rangle \pm |\downarrow\uparrow\rangle)$, with the corresponding energies $\lambda_{\pm} = \frac{1}{2}J_2\Delta \mp J_2$ split by $2J_2$. Then, by a proper choice of the magnetic field, $h = h_{\pm} \equiv \pm\frac{1}{2}J_2(1 \mp \Delta)$, we can tune the energy of one of the intermediate states $|\downarrow G_{\pm} \downarrow\rangle$ into resonance with the initial $|\uparrow\downarrow\downarrow\downarrow\rangle$ and final $|\downarrow\downarrow\downarrow\uparrow\rangle$ states (e.g., for h_- the resonant state is $|\downarrow G_- \downarrow\rangle$). Simultaneously, the other intermediate state does not participate in the transfer since its energy is detuned by $2J_2$ which is much larger than the coupling rate $J_1/\sqrt{2}$ of the initial

¹Throughout this manuscript, the expectation value of the Hamiltonian in a given state is called the energy of this state. This is the standard convention in quantum optics.

and final states to the intermediate states. The transfer time of the spin excitation between the initial and final states via a single resonant intermediate state is $t_{\text{out}} = \pi/J_1$ [Fig. 1(c)].

Next, we place a single spin excitation in one of the eigenstates $|G_{\pm}\rangle$ of the gate. To be specific, for the magnetic field $h = h_-$ we place the control spin in the state $|G_+\rangle = |1\rangle_{\text{gate}}$. Then the control spin cannot leak out of the gate region and therefore it is stationary. Moreover, if we place a target spin-up at the input port, the resulting state $|\uparrow G_+ \downarrow\rangle \equiv |\uparrow\rangle_{\text{in}} |1\rangle_{\text{gate}} |\downarrow\rangle_{\text{out}}$ will have energy $\tilde{\lambda}_{\uparrow G_+ \downarrow} = -J_2(1 - \frac{1}{2}\Delta)$ which is very different from the energies $\tilde{\lambda}_{\uparrow\downarrow\uparrow} = J_2(1 + \frac{1}{2}\Delta) + J_1\Delta$ and $\tilde{\lambda}_{\downarrow\uparrow\downarrow} = -J_2(1 + \frac{3}{2}\Delta) + J_1\Delta$ of the states to which it can couple via a single spin-exchange (assuming $\Delta \neq 0$, see below and the supplementary material), see Fig. 1(b1). Therefore, such an initial state will remain stationary and the control spin excitation on the gate will block the transfer of the target spin between the input and output ports, see Fig. 1(c). Exactly the same arguments apply to the initial state $|\uparrow G_- \downarrow\rangle$ with the magnetic field set to $h = h_+$.

In the same spirit, we can construct spin transistors with longer spin chains (see the supplementary material for $N = 5$), the above case of $N = 4$ being the shortest and simplest one. The general idea illustrated in Fig. 1(a-b) is as follows: The gate region consists of $N - 2$ strongly-coupled spins, $J_j \gg J_{1,N-1}$ for all $j \in [2, N - 2]$. Therefore, the single excitation space of the gate has $N - 2$ eigenstates $|G_i\rangle$ split by $\delta\lambda_G \sim \frac{4J_j}{N-2}$. With the magnetic field h_j , we tune one of these eigenstates, say $|G_{i'}\rangle$, in resonance with the single-excitation input $|\uparrow\downarrow \dots \downarrow\downarrow\rangle$ and output $|\downarrow\downarrow \dots \downarrow\uparrow\rangle$ states. Assuming $J_{1,N-1} \ll \delta\lambda_G$, all the other eigenstates $|G_i\rangle$ will remain decoupled during the transfer, and we will have a simple three-level dynamics for a single target spin. To

close the gate, we place a single spin excitation in one of the gate eigenstates $|G_{i \neq i'}\rangle$ from where the control spin cannot leak out since this eigenstate is non-resonant. Simultaneously, the target spin cannot enter the gate region since the double-excitation subspace, to which it is coupled, is shifted in energy due to the spin-spin interaction, resulting in the transfer blockade.

Physical realization

A possible system to realize the spin chain Hamiltonian in Eq. (1) is a cold ensemble of N strongly-interacting atoms in a one-dimensional trap^{32–35}. Recent experiments have confirmed that spin chains may indeed be realized this way³⁶. An outline of the procedure to map this system onto the Heisenberg XXZ spin model is presented in the supplementary materials. A pair of internal atomic states can serve as the spin-up and spin-down states. In the full model, the strong contact interactions between the atoms are described by the dimensionless coefficients $g_{\uparrow\downarrow} \equiv g \gg 1$ and $g_{\uparrow\uparrow} = g_{\downarrow\downarrow} = \kappa g$, where the parameter $\kappa > 0$ is related to the asymmetry parameter of the effective Heisenberg spin- $\frac{1}{2}$ model as $\Delta = (1 - \frac{2}{\kappa})$. In turn, the exchange constants of the Heisenberg model $J_j = -\frac{\alpha_j}{g}$ are proportional to the geometric factors α_j which are determined by the single-particle solutions of the Schrödinger equation in a one-dimensional confining potential $V(x)$. Hence, the shape of the trapping potential can be used to tune the necessary parameters of the effective spin chain³³.

To realize the Hamiltonian (1) for $N = 4$ particles with $J_{1,3}/J_2 \ll 1$, one may use a triple-

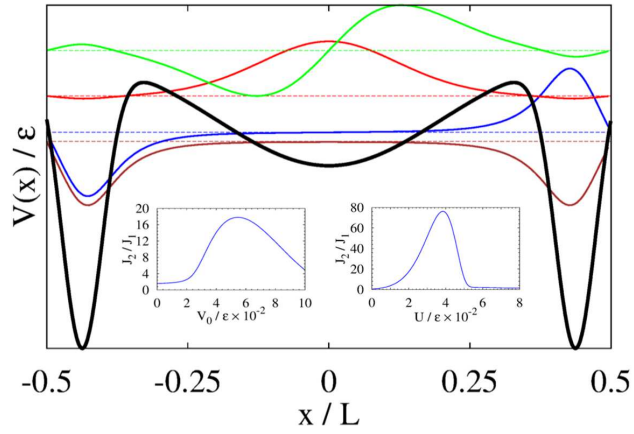


Figure 2: Shape of the potential in Eq. (2) (thick solid black curve), and single-particle eigenfunctions (thinner solid curves) corresponding to the four lowest-energy levels (dashed horizontal lines), for $V_0 = 500\varepsilon$ and $U = 200\varepsilon$, where $\varepsilon = \frac{1}{mL^2}$ with m the atom mass. The insets show the ratio of exchange coefficients J_2/J_1 as a function of V_0 , for $U = 200\varepsilon$ (left), and as a function of U , for $V_0 = 500\varepsilon$ (right). Other parameters in Eq. (2) are $a = \frac{384}{L^2}$, $b = \frac{64}{5L^2}$, $x_0 = \frac{7L}{16}$.

well potential. This may be modeled in numerous ways, and we choose the simple form

$$V(x) = -V_0[e^{-a(x-x_0)^2} + e^{-a(x+x_0)^2}] - Ue^{-bx^2}, \quad (2)$$

shown in Fig. 2 (see the caption for the parameters a, b and x_0). The potential consists of a shallow Gaussian well at the center and a pair of deeper and narrower wells next to the boundaries. The four lowest-energy single particle wavefunctions of the potential (2) are also shown in Fig. 2. The two lower energy states are nearly degenerate and the corresponding wavefunctions have sizable amplitudes at the deep wells near the boundaries, while the two higher energy states have much larger energy separation, with the amplitudes of the corresponding wavefunctions being large in the shallow well in the middle. Accordingly, the effective exchange interactions $J_1 = J_3$ is much smaller than J_2 . The dependence of the ratio J_2/J_1 on the parameters V_0 and U in Eq. (2) are shown in the insets of Fig. 2.

The nearly perfect transfer, or complete blockade, of the target spin for the open, or closed, gate as shown in Fig. 1(c) was obtained for the system parameters corresponding to the main panel of Fig. 2. It is however important to quantify the sensitivity of the spin transistor to uncontrolled fluctuations of the parameters. In Fig. 3 we show the fidelities $F(t_{\text{out}}) = |\langle \downarrow\downarrow\downarrow\uparrow | e^{-iHt_{\text{out}}} | \uparrow\downarrow\downarrow\downarrow \rangle|^2$ of transfer at time $t_{\text{out}} = \pi/J_1$ versus the amplitude of random noise affecting the trapping potential or the magnetic field. We observe that coherent transfer is quite robust with respect to moderate variations in V_0 , but is rather sensitive to small variations in U and h since they detrimentally affect the gate resonant conditions. In the meantime, the gate blockade is virtually unaffected by uncertainties in U, V_0, h . In the inset of Fig. 2 we also show the dependence of blockade fidelity $\bar{F}(t_{\text{out}}) = |\langle \uparrow G_- \downarrow | e^{-iHt_{\text{out}}} | \uparrow G_- \downarrow \rangle|^2$ on κ which determines the asymmetry parameter Δ of

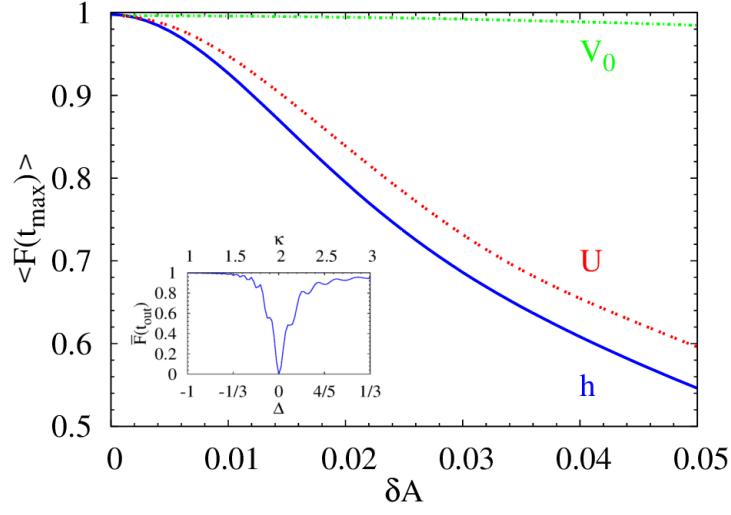


Figure 3: The fidelity of transfer $F(t_{\text{out}})$ averaged over 100 independent realizations of the spin chain. In each realization, one of the parameters, $A = \{V_0, U, h\}$, is a random variable with the Gaussian probability distribution around the ideal mean A_0 ($V_0 = 500$, $U = 200$, $h = h_+$), with the other two parameters kept constant. The standard deviation is $A_0\delta A$. The inset shows the blockade fidelity $\bar{F}(t_{\text{out}})$ for different values of κ (top horizontal axis) or Δ (bottom horizontal axis).

the XXZ model. Clearly, the spin transistor cannot operate when $\Delta = 0$, i.e., in the absence of the spin-spin $\sigma_z^j \sigma_z^{j+1}$ interactions, since then the control spin can leak out of the gate, as mentioned above and discussed in the supplementary material.

Summary and outlook

To summarize, we have presented a scheme for a quantum spin transistor realized in a Heisenberg spin chain and proposed and analyzed its physical implementation with cold trapped atoms. In our scheme, the presence $|1\rangle_{\text{gate}}$ or absence $|0\rangle_{\text{gate}}$ of a control spin excitation at the gate can block or allow the transfer of an arbitrary target spin state between the input and output ports. If the gate is prepared in a superposition of open and closed states, then the initial state of the system with the target spin-up at the input port will evolve at time t_{out} into the spatially entangled state,

$$\begin{aligned} & |\uparrow\rangle_{\text{in}} \frac{1}{\sqrt{2}} (|0\rangle_{\text{gate}} + |1\rangle_{\text{gate}}) |\downarrow\rangle_{\text{out}} \\ & \rightarrow \frac{1}{\sqrt{2}} (|\downarrow\rangle_{\text{in}} |0\rangle_{\text{gate}} |\uparrow\rangle_{\text{out}} + |\uparrow\rangle_{\text{in}} |1\rangle_{\text{gate}} |\downarrow\rangle_{\text{out}}). \end{aligned}$$

Furthermore, if the gate is integrated into a larger system in which the excited spins from the “source” can be fed (one-by-one or one after the other) into the input port, and the output port is connected to the initially unexcited “drain”, then the initial gate superposition state will result in a (macroscopically) entangled Schrödinger cat like state of many spins,

$$\begin{aligned} & |\uparrow\uparrow \dots \uparrow\rangle_{\text{in}} \frac{1}{\sqrt{2}} (|0\rangle_{\text{gate}} + |1\rangle_{\text{gate}}) |\downarrow\downarrow \dots \downarrow\rangle_{\text{out}} \\ & \rightarrow \frac{1}{\sqrt{2}} (|\downarrow\downarrow \dots \downarrow\rangle_{\text{in}} |0\rangle_{\text{gate}} |\uparrow\uparrow \dots \uparrow\rangle_{\text{out}} \\ & \quad + |\uparrow\uparrow \dots \uparrow\rangle_{\text{in}} |1\rangle_{\text{gate}} |\downarrow\downarrow \dots \downarrow\rangle_{\text{out}}). \end{aligned}$$

We note that with the atomic realization of spin chains, with the spin-up and spin-down states corresponding to the hyperfine (Zeeman) sublevels of the ground electronic state, the preparation of coherent superposition of gate states $|0\rangle_{\text{gate}} \equiv |\downarrow\downarrow\rangle$ and $|1\rangle_{\text{gate}} \equiv |G_+\rangle$ (assuming $h = h_-$) can be accomplished by applying to $|\downarrow\downarrow\rangle$ a microwave or two-photon (Raman) optical $\pi/2$ -pulse of proper frequency to match the energy difference $\delta\lambda = 2J_2\Delta$ between $|\downarrow\downarrow\rangle$ and $|G_+\rangle$.

1. Datta, S. & Das, B. Electronic analog of the electro-optic modulator. *Applied Physics Letters* **56**, 665–667 (1990).
2. Žutić, I., Fabian, J. & Das Sarma, S. Spintronics: Fundamentals and applications. *Rev. Mod. Phys.* **76**, 323–410 (2004).
3. Awschalom, D. D., Bassett, L. C., Dzurak, A. S., Hu, E. L. & Petta, J. R. Quantum Spintronics: Engineering and Manipulating Atom-Like Spins in Semiconductors. *Science* **339**, 1174–1179 (2013). <http://www.sciencemag.org/content/339/6124/1174.full.pdf>.
4. Devoret, M. H. & Glatthli, C. Single-electron transistors. *Physics World* **11**, 29 (1998).
5. Koenraad, P. M. & Flatté, M. E. Single dopants in semiconductors. *Nature Materials* **10**, 91–100 (2011).
6. Loss, D. & DiVincenzo, D. P. Quantum computation with quantum dots. *Phys. Rev. A* **57**, 120–126 (1998).
7. Kane, B. E. A silicon-based nuclear spin quantum computer. *Nature* **393**, 133–137 (1998).

8. Leuenberger, M. N. & Loss, D. Quantum computing in molecular magnets. *Nature* **410**, 789–793 (2001). cond-mat/0011415.
9. DiVincenzo, D. P., Bacon, D., Kempe, J., Burkard, G. & Whaley, K. B. Universal quantum computation with the exchange interaction. *Nature* **408**, 339–342 (2000). quant-ph/0005116.
10. Levy, J. Universal Quantum Computation with Spin-1/2 Pairs and Heisenberg Exchange. *Physical Review Letters* **89**, 147902 (2002). quant-ph/0101057.
11. Bose, S. Quantum Communication through an Unmodulated Spin Chain. *Phys. Rev. Lett.* **91**, 207901 (2003).
12. Bose, S. Quantum Communication through Spin Chain Dynamics: an Introductory Overview. *Contemporary Physics* **48**, 13–50 (2008).
13. Nikolopoulos, G. M., Petrosyan, D. & Lambropoulos, P. Coherent electron wavepacket propagation and entanglement in array of coupled quantum dots. *EPL (Europhysics Letters)* **65**, 297 (2004).
14. Christandl, M., Datta, N., Ekert, A. & Landahl, A. J. Perfect State Transfer in Quantum Spin Networks. *Phys. Rev. Lett.* **92**, 187902 (2004).
15. Petrosyan, D., Nikolopoulos, G. M. & Lambropoulos, P. State transfer in static and dynamic spin chains with disorder. *Phys. Rev. A* **81**, 042307 (2010).

16. Blundell, S. J. & Pratt, F. L. Organic and molecular magnets. *Journal of Physics: Condensed Matter* **16**, R771 (2004).
17. Zwanenburg, F. A. *et al.* Silicon Quantum Electronics. *Rev. Mod. Phys.* **85**, 961 (2013) (2013).
18. Mourigal, M. *et al.* Fractional spinon excitations in the quantum Heisenberg antiferromagnetic chain. *Nature Physics* **9**, 435–441 (2013). 1306.4678.
19. Sahling, S. *et al.* Experimental realization of long-distance entanglement between spins in antiferromagnetic quantum spin chains. *Nature Physics* **11**, 255–260 (2015).
20. Fazio, R. & van der Zant, H. Quantum phase transitions and vortex dynamics in superconducting networks. *Physics Reports* **355**, 235–334 (2001).
21. Porras, D. & Cirac, J. I. Effective Quantum Spin Systems with Trapped Ions. *Phys. Rev. Lett.* **92**, 207901 (2004).
22. Blatt, R. & Roos, C. F. Quantum simulations with trapped ions. *Nature Physics* **8**, 277–284 (2012).
23. Gambardella, P. *et al.* Ferromagnetism in one-dimensional monatomic metal chains. *Nature* **416**, 301–304 (2002).
24. Hirjibehedin, C. F., Lutz, C. P. & Heinrich, A. J. Spin Coupling in Engineered Atomic Structures. *Science* **312**, 1021–1024 (2006).
25. Khajetoorians, A. A., Wiebe, J., Chilian, B. & Wiesendanger, R. Realizing All-Spin-Based Logic Operations Atom by Atom. *Science* **332**, 1062 (2011).

26. Khajetoorians, A. A. *et al.* Atom-by-atom engineering and magnetometry of tailored nanomagnets. *Nature Physics* **8**, 497–503 (2012).
27. Chumak, A. V., Serga, A. A. & Hillebrands, B. Magnon transistor for all-magnon data processing. *Nature Communications* **5**, 4700 (2014).
28. Chumak, A. V., Vasyuchka, V. I., Serga, A. A. & Hillebrands, B. Magnon spintronics. *Nature Physics* **11**, 453 (2015).
29. Trotzky, S. *et al.* Time-Resolved Observation and Control of Superexchange Interactions with Ultracold Atoms in Optical Lattices. *Science* **319**, 295– (2008). 0712.1853.
30. Fukuhara, T. *et al.* Quantum dynamics of a mobile spin impurity. *Nature Physics* **9**, 235–241 (2013). 1209.6468.
31. Fukuhara, T. *et al.* Microscopic observation of magnon bound states and their dynamics. *Nature* **502**, 76–79 (2013). 1305.6598.
32. Volosniev, A. G., Fedorov, D. V., Jensen, A. S., Valiente, M. & Zinner, N. T. Strongly interacting confined quantum systems in one dimension. *Nature Communications* **5**, 5300 (2015).
33. Volosniev, A. G. *et al.* Engineering the dynamics of effective spin-chain models for strongly interacting atomic gases. *Phys. Rev. A* **91**, 023620 (2015).
34. Deuretzbacher, F., Becker, D., Bjerlin, J., Reimann, S. M. & Santos, L. Quantum magnetism without lattices in strongly interacting one-dimensional spinor gases. *Phys. Rev. A* **90**, 013611 (2014).

35. Levinsen, J., Massignan, P., Bruun, G. M. & Parish, M. M. Strong-coupling ansatz for the one-dimensional Fermi gas in a harmonic potential. *Science Advances* **1**, e1500197 (2015).
36. Murmann, S. *et al.* Antiferromagnetic Heisenberg Spin Chain of a Few Cold Atoms in a One-Dimensional Trap. *Physical Review Letters* **115**, 215301 (2015). 1507.01117.
37. Tao, D. & Yasuda, M. A Spectral Characterization of Generalized Real Symmetric Centrosymmetric and Generalized Real Symmetric Skew-Centrosymmetric Matrices. *SIAM J. Matrix Analysis Applications* **23**, 885–895 (2002).
38. Nield, D. A. Odd-Even Factorization Results for Eigenvalue Problems. *SIAM Review* **36**, 649–651 (1994).
39. Takahashi, M. *Thermodynamics of One-Dimensional Solvable Models* (Cambridge University Press, 1999).

Acknowledgements This work was funded in part by the Danish Council for Independent Research DFF Natural Sciences and the DFF Sapere Aude program, and by the Carlsberg Foundation. A.G.V. acknowledges partial support by Helmholtz Association under contract HA216/EMMI. D.P. is grateful to the Aarhus Institute of Advanced Studies in Denmark for hospitality and support, and to the Alexander von Humboldt Foundation for support during his stay in Germany.

Author Contributions O. V. M., D. P., A. G. V., M. V. and N. T. Z. devised the project. O. V. M. and A. G. V. developed the formalism under the supervision of D. P. and N. T. Z. The numerical calculations were carried out by O. V. M. The initial draft of the paper was written by O. V. M., N. T. Z., and D. P. All authors contributed to the revisions that led to the final version.

Competing Interests The authors declare that they have no competing financial interests.

Correspondence Correspondence and requests for materials should be addressed to D. P. (email: dap@iesl.forth.gr) or N. T. Z (email: zinner@phys.au.dk).

Supplementary Materials

Here we provide details of calculations for the values of gate magnetic field h_j required for the realization of quantum spin transistor in a Heisenberg XXZ spin chain described by Hamiltonian (1) with $h_{1,N} = 0$ and $J_i = J_{N-i}$.

$N = 3$ spin chain. We start with the spin chain of one spin-up and two spin-down particles. Our first goal is to transfer the population of the initial state $|\uparrow\downarrow\downarrow\rangle$ to the final state $|\downarrow\downarrow\uparrow\rangle$ via the intermediate state $|\downarrow\uparrow\downarrow\rangle$.

In the basis of $\{|\uparrow\downarrow\downarrow\rangle, |\downarrow\uparrow\downarrow\rangle, |\downarrow\downarrow\uparrow\rangle\}$, Hamiltonian (1) can be written in matrix form as

$$H = \begin{pmatrix} -h & -J_1 & 0 \\ -J_1 & h + J_1\Delta & -J_1 \\ 0 & -J_1 & -h \end{pmatrix}, \quad (3)$$

where $h \equiv h_2$. The eigenvalues of H read

$$\lambda_1 = \frac{1}{2}J_1\Delta - \sqrt{2J_1^2 + \left(h + \frac{1}{2}J_1\Delta\right)^2}, \quad (4a)$$

$$\lambda_2 = -h, \quad (4b)$$

$$\lambda_3 = \frac{1}{2}J_1\Delta + \sqrt{2J_1^2 + \left(h + \frac{1}{2}J_1\Delta\right)^2}, \quad (4c)$$

and the corresponding non-normalized eigenvectors are

$$|\Psi_1\rangle = \{1, -\frac{h + \lambda_1}{J_1}, 1\}, \quad (5a)$$

$$|\Psi_2\rangle = \{1, 0, -1\}, \quad (5b)$$

$$|\Psi_3\rangle = \{1, -\frac{h + \lambda_3}{J_1}, 1\}. \quad (5c)$$

We expand the initial and final states in the basis of eigenvectors of Eq. (5) as

$$|\uparrow\downarrow\downarrow\rangle = \sum_{k=1}^N a_k^{(1)} |\Psi_k\rangle, \quad (6a)$$

$$|\downarrow\downarrow\uparrow\rangle = \sum_{k=1}^N a_k^{(3)} |\Psi_k\rangle, \quad (6b)$$

where $a_k^{(i)}$ are the expansion coefficients, the index $i = 1, 2, 3$ denotes the expanded spin state.

Since the Hamiltonian is a bisymmetric matrix, the coefficients $a_k^{(1)}$ and $a_k^{(3)}$ are related as $a_k^{(1)} = (-1)^{k+1}a_k^{(3)}$ ^{37,38}. Therefore, if we apply the evolution operator $U(t) = e^{-iHt}$ to the initial state and expand the spin states, we obtain the condition for perfect state transfer after t_{out} , $U(t_{out})|\uparrow\downarrow\downarrow\rangle = |\downarrow\downarrow\uparrow\rangle$, in the following form

$$\sum_{k=1}^N [e^{-i\lambda_k t_{out}} - (-1)^{k+1}] a_k^{(1)} |\Psi_k\rangle = 0. \quad (7)$$

Apparently, the conditions for perfect excitation transfer in this spin chain after the time interval t_{out} are

$$(\lambda_2 - \lambda_1)t_{\text{out}} = (2m_1 + 1)\pi, \quad (8a)$$

$$(\lambda_3 - \lambda_2)t_{\text{out}} = (2m_2 - 1)\pi, \quad (8b)$$

where m_1 and m_2 are non-negative integers, while $m_2 > 0$ since we assume that $\lambda_1 < \lambda_2 < \lambda_3$.

From these conditions, we can determine the value of magnetic field h for the transfer to occur during the shortest possible time, $\min t_{\text{out}} \equiv t_{\text{min}}$. We obtain $m_1 = 0$, $m_2 = 1$ and $\frac{\lambda_2 - \lambda_1}{\lambda_3 - \lambda_2} = 1$. We then find the corresponding magnetic field

$$h = -\frac{1}{2}J_1\Delta. \quad (9)$$

The minimal time interval for transfer is $t_{\text{min}} = \frac{\pi}{\lambda_2 - \lambda_1} = \frac{\pi}{\sqrt{2}J_1}$. Note that the energies of the initial $|\uparrow\downarrow\downarrow\rangle$ and final $|\downarrow\downarrow\uparrow\rangle$ states, $\frac{1}{2}J_1\Delta$, are equal to the energy of the intermediate state $|\downarrow\uparrow\downarrow\rangle$, so perfect transfer for a three-level system is achieved when the intermediate state is resonant with the initial and final states. This is of course an obvious result, but its derivation can be useful for examining more complicated cases with $N > 3$.

Consider now the spin chain with two excitations. In the basis of $\{|\uparrow\uparrow\downarrow\rangle, |\uparrow\downarrow\uparrow\rangle, |\downarrow\uparrow\uparrow\rangle\}$, the Hamiltonian matrix reads

$$H = \begin{pmatrix} h & -J_1 & 0 \\ -J_1 & -h + J_1\Delta & -J_1 \\ 0 & -J_1 & h \end{pmatrix}, \quad (10)$$

Our goal is that the initial state $|\uparrow\uparrow\downarrow\rangle$ does not evolve in time, i.e., the control spin at the $j = 2$ site does not leak out to the site $j = 3$ while blocking the transfer of spin excitation from the site

$j = 1$. We thus require that the initial state $|\uparrow\uparrow\downarrow\rangle$ (and state $|\downarrow\uparrow\uparrow\rangle$) be out of resonance with state $|\uparrow\downarrow\uparrow\rangle$. This leads to the condition $J_1 \ll |J_1\Delta - 2h|$, which, for the value of the magnetic field as in Eq. (9), reduces to $|2\Delta| \gg 1$. This is the Ising limit of our spin-chain Hamiltonian, which is a rather trivial and impractical case, as it would also require a large magnetic field $|h| \gg J_1$.

Note finally that in order to use the spin transistor for various quantum information tasks described in the main text, the spin excitation on the gate site(s) should not leak out to the output or input ports, even when alone. Obviously, in the spin chain with $N = 3$ and the magnetic field as in Eq. (9), such an initial state $|\downarrow\uparrow\downarrow\rangle$ resonantly couples to states $|\uparrow\downarrow\downarrow\rangle$ and $|\downarrow\downarrow\uparrow\rangle$, and therefore the three-site system is not suitable for our purposes. Below we show, that for spin chains with $N \geq 4$ it is possible to realize a quantum spin transistor for any value of Δ , except the very special case of $\Delta = 0$ corresponding to the XX model.

$N = 4$ spin chain. Now we consider the $N_\uparrow = 1$ and $N_\downarrow = 3$ spin chain. For a spatially symmetric chain, we have two different interaction coefficients, $J_1 (= J_3)$ and J_2 , and we take $h_{2,3} = h$ ($h_{1,4} = 0$).

In the basis of $\{|\uparrow\downarrow\downarrow\downarrow\rangle, |\downarrow\uparrow\downarrow\downarrow\rangle, |\downarrow\downarrow\uparrow\downarrow\rangle, |\downarrow\downarrow\downarrow\uparrow\rangle\}$, the Hamiltonian matrix is

$$H = \begin{pmatrix} -2h - \frac{1}{2}J_2\Delta & -J_1 & 0 & 0 \\ -J_1 & \frac{1}{2}J_2\Delta & -J_2 & 0 \\ 0 & -J_2 & \frac{1}{2}J_2\Delta & -J_1 \\ 0 & 0 & -J_1 & -2h - \frac{1}{2}J_2\Delta \end{pmatrix}. \quad (11)$$

We assume that the strongest interaction $J_2 \gg J_1$ is between states $|\downarrow\uparrow\downarrow\downarrow\rangle$ and $|\downarrow\downarrow\uparrow\downarrow\rangle$. To

utilize this fact, we prediagonalize the Hamiltonian by finding the eigenvalues and eigenvectors of the inner (gate) block $\begin{pmatrix} \frac{1}{2}J_2\Delta & -J_2 \\ -J_2 & \frac{1}{2}J_2\Delta \end{pmatrix}$, which are given by $\lambda_+ = \frac{1}{2}J_2(\Delta - 2)$, $\lambda_- = \frac{1}{2}J_2(\Delta + 2)$, and $|G_+\rangle = \frac{1}{\sqrt{2}}(|\uparrow\downarrow\rangle + |\downarrow\uparrow\rangle)$, $|G_-\rangle = \frac{1}{\sqrt{2}}(|\uparrow\downarrow\rangle - |\downarrow\uparrow\rangle)$. Our new basis is then $\left\{ |\uparrow\downarrow\downarrow\downarrow\rangle, \frac{1}{\sqrt{2}}(|\downarrow\uparrow\downarrow\downarrow\rangle + |\downarrow\downarrow\uparrow\downarrow\rangle), \frac{1}{\sqrt{2}}(|\downarrow\uparrow\downarrow\downarrow\rangle - |\downarrow\downarrow\uparrow\downarrow\rangle), |\downarrow\downarrow\downarrow\uparrow\rangle \right\}$. We introduce a unitary transformation

$$O = \begin{pmatrix} 1 & 0 & 0 & 0 \\ 0 & \frac{1}{\sqrt{2}} & \frac{1}{\sqrt{2}} & 0 \\ 0 & \frac{1}{\sqrt{2}} & -\frac{1}{\sqrt{2}} & 0 \\ 0 & 0 & 0 & 1 \end{pmatrix}, \quad (12)$$

which, when applied to Hamiltonian (11) leads to

$$\tilde{H} = \begin{pmatrix} -2h - \frac{1}{2}J_2\Delta & -\frac{1}{\sqrt{2}}J_1 & -\frac{1}{\sqrt{2}}J_1 & 0 \\ -\frac{1}{\sqrt{2}}J_1 & \frac{1}{2}J_2\Delta - J_2 & 0 & -\frac{1}{\sqrt{2}}J_1 \\ -\frac{1}{\sqrt{2}}J_1 & 0 & \frac{1}{2}J_2\Delta + J_2 & \frac{1}{\sqrt{2}}J_1 \\ 0 & -\frac{1}{\sqrt{2}}J_1 & \frac{1}{\sqrt{2}}J_1 & -2h - \frac{1}{2}J_2\Delta \end{pmatrix}. \quad (13)$$

We can now find magnetic fields h needed to achieve the spin transfer. Note that in the limit of $J_1 \rightarrow 0$ Hamiltonian (13) is diagonal, with the energy levels

$$\tilde{\lambda}_1 = -2h - \frac{1}{2}J_2\Delta, \quad (14a)$$

$$\tilde{\lambda}_2 = \frac{1}{2}J_2(\Delta - 2), \quad (14b)$$

$$\tilde{\lambda}_3 = \frac{1}{2}J_2(\Delta + 2), \quad (14c)$$

$$\tilde{\lambda}_4 = -2h - \frac{1}{2}J_2\Delta. \quad (14d)$$

Spin excitation transfer can be obtained if there are three levels in resonance with each other, i.e., either $\tilde{\lambda}_{1,4} = \tilde{\lambda}_2 (= \lambda_+)$ or $\tilde{\lambda}_{1,4} = \tilde{\lambda}_3 (= \lambda_-)$. The two values of the magnetic field that satisfy these conditions are

$$h_+ = \frac{1}{2}J_2(1 - \Delta), \quad (15a)$$

$$h_- = -\frac{1}{2}J_2(1 + \Delta). \quad (15b)$$

Hence, for any Δ it is possible to reduce this spin chain to an effective three-state system.

To verify that (nearly) perfect transfer is indeed achieved, we use the same approach as for the three-spin case. The eigenvalues of Hamiltonian (11) are

$$\lambda_1 = -\frac{1}{2}J_2 - h - \sqrt{J_1^2 + \left(h - \frac{1}{2}J_2(1 - \Delta)\right)^2}, \quad (16a)$$

$$\lambda_2 = \frac{1}{2}J_2 - h - \sqrt{J_1^2 + \left(h + \frac{1}{2}J_2(1 + \Delta)\right)^2}, \quad (16b)$$

$$\lambda_3 = -\frac{1}{2}J_2 - h + \sqrt{J_1^2 + \left(h - \frac{1}{2}J_2(1 - \Delta)\right)^2}, \quad (16c)$$

$$\lambda_4 = \frac{1}{2}J_2 - h + \sqrt{J_1^2 + \left(h + \frac{1}{2}J_2(1 + \Delta)\right)^2}, \quad (16d)$$

and the corresponding non-normalized eigenvectors in the basis of $\{|\uparrow\downarrow\downarrow\downarrow\rangle, |\downarrow\uparrow\downarrow\downarrow\rangle, |\downarrow\downarrow\uparrow\downarrow\rangle, |\downarrow\downarrow\downarrow\uparrow\rangle\}$

are

$$|\Psi_1\rangle = \left\{ 1, \frac{J_1^2 + J_2((1 - \frac{1}{2}\Delta)J_2 + \lambda_3)}{J_1(\frac{1}{2}J_2\Delta - \lambda_1)}, \frac{J_2(1 - \frac{1}{2}\Delta) + \lambda_3}{J_1}, 1 \right\}, \quad (17a)$$

$$|\Psi_2\rangle = \left\{ 1, \frac{J_1^2 + J_2((1 + \frac{1}{2}\Delta)J_2 - \lambda_4)}{J_1(\frac{1}{2}J_2\Delta - \lambda_2)}, \frac{J_2(1 + \frac{1}{2}\Delta) - \lambda_4}{J_1}, -1 \right\}, \quad (17b)$$

$$|\Psi_3\rangle = \left\{ 1, \frac{J_1^2 + J_2((1 - \frac{1}{2}\Delta)J_2 + \lambda_1)}{J_1(\frac{1}{2}J_2\Delta - \lambda_3)}, \frac{J_2(1 - \frac{1}{2}\Delta) + \lambda_1}{J_1}, 1 \right\}, \quad (17c)$$

$$|\Psi_4\rangle = \left\{ 1, \frac{J_1^2 + J_2((1 + \frac{1}{2}\Delta)J_2 - \lambda_2)}{J_1(\frac{1}{2}J_2\Delta - \lambda_4)}, \frac{J_2(1 + \frac{1}{2}\Delta) - \lambda_2}{J_1}, -1 \right\}. \quad (17d)$$

As before, we expand the initial and final states in the basis of eigenvectors from Eq. (17),

$$|\uparrow\downarrow\downarrow\downarrow\rangle = \sum_{k=1}^N a_k^{(1)} |\Psi_k\rangle, \quad (18a)$$

$$|\downarrow\downarrow\downarrow\uparrow\rangle = \sum_{k=1}^N a_k^{(4)} |\Psi_k\rangle. \quad (18b)$$

Since Hamiltonian (11) is a bisymmetric matrix, the expansion coefficients $a_k^{(i)}$ are related as $a_1^{(1)} = a_1^{(4)}$, $a_2^{(1)} = -a_2^{(4)}$, $a_3^{(1)} = a_3^{(4)}$, $a_4^{(1)} = -a_4^{(4)}$ ^{37,38}. Hence, the necessary and sufficient conditions for state $|\uparrow\downarrow\downarrow\downarrow\rangle$ to evolve into state $|\downarrow\downarrow\downarrow\uparrow\rangle$ during time t_{out} are

$$(\lambda_{k+1} - \lambda_k)t_{\text{out}} = \pi(2m_k + 1), \quad (19)$$

where m_k is a positive integer.

We now use the values of the magnetic field in Eqs. (15) to determine the fastest transfer time, $t_{\text{min}} = \frac{\pi}{\delta\lambda}$, where $\delta\lambda$ is the energy difference between the equidistant levels. For h_+ we

obtain

$$\lambda_2 - \lambda_1 = J_1 + J_2 - \sqrt{J_1^2 + J_2^2} \approx J_1, \quad (20a)$$

$$\lambda_3 - \lambda_2 = J_1 - J_2 + \sqrt{J_1^2 + J_2^2} \approx J_1, \quad (20b)$$

$$\lambda_4 - \lambda_3 = -J_1 + J_2 + \sqrt{J_1^2 + J_2^2} \approx 2J_2 - J_1. \quad (20c)$$

We see that if $J_1/J_2 \ll 1$ the lowest three energy levels of the system are equidistant, with the difference $\delta\lambda = J_1$, and the highest energy level lies far away from the others. That is why we can expect nearly perfect transfer at time $t_{\min} = \frac{\pi}{J_1}$.

For h_- , we have

$$\lambda_2 - \lambda_1 = J_2 - J_1 + \sqrt{J_1^2 + J_2^2} \approx 2J_2 - J_1 \quad (21a)$$

$$\lambda_3 - \lambda_2 = J_1 - J_2 + \sqrt{J_1^2 + J_2^2} \approx J_1 \quad (21b)$$

$$\lambda_4 - \lambda_3 = J_1 + J_2 - \sqrt{J_1^2 + J_2^2} \approx J_1 \quad (21c)$$

with the higher three levels equidistant and the lower level is much further below the other three.

Consider an example with the particular values of $\Delta = -1$ and $h_- = -\frac{1}{2}J_2(1 + \Delta) = 0$.

The normalized eigenstates obtained from Eqs. (17) are

$$|\Psi_1\rangle = \frac{1}{2\sqrt{J_1^2 + J_2^2 + J_2\sqrt{J_1^2 + J_2^2}}} \left\{ J_1, J_2 + \sqrt{J_1^2 + J_2^2}, J_2 + \sqrt{J_1^2 + J_2^2}, J_1 \right\}, \quad (22a)$$

$$|\Psi_2\rangle = \frac{1}{2} \{1, 1, -1, -1\}, \quad (22b)$$

$$|\Psi_3\rangle = \frac{1}{2\sqrt{J_1^2 + J_2^2 - J_2\sqrt{J_1^2 + J_2^2}}} \left\{ J_1, J_2 - \sqrt{J_1^2 + J_2^2}, J_2 - \sqrt{J_1^2 + J_2^2}, J_1 \right\}, \quad (22c)$$

$$|\Psi_4\rangle = \frac{1}{2} \{1, -1, 1, -1\}, \quad (22d)$$

and the spin states expanded in this basis are

$$|\uparrow\downarrow\downarrow\downarrow\rangle = \frac{1}{2} \left\{ \frac{J_1}{\sqrt{J_1^2 + J_2^2 + J_2\sqrt{J_1^2 + J_2^2}}}, 1, \frac{J_1}{\sqrt{J_1^2 + J_2^2 - J_2\sqrt{J_1^2 + J_2^2}}}, 1 \right\}_{\Psi}, \quad (23a)$$

$$|\downarrow\uparrow\downarrow\downarrow\rangle = \frac{1}{2} \left\{ \frac{J_2 + \sqrt{J_1^2 + J_2^2}}{\sqrt{J_1^2 + J_2^2 + J_2\sqrt{J_1^2 + J_2^2}}}, 1, \frac{J_2 - \sqrt{J_1^2 + J_2^2}}{\sqrt{J_1^2 + J_2^2 - J_2\sqrt{J_1^2 + J_2^2}}}, -1 \right\}_{\Psi}, \quad (23b)$$

$$|\downarrow\downarrow\uparrow\downarrow\rangle = \frac{1}{2} \left\{ \frac{J_2 + \sqrt{J_1^2 + J_2^2}}{\sqrt{J_1^2 + J_2^2 + J_2\sqrt{J_1^2 + J_2^2}}}, -1, \frac{J_2 - \sqrt{J_1^2 + J_2^2}}{\sqrt{J_1^2 + J_2^2 - J_2\sqrt{J_1^2 + J_2^2}}}, 1 \right\}_{\Psi}, \quad (23c)$$

$$|\downarrow\downarrow\downarrow\uparrow\rangle = \frac{1}{2} \left\{ \frac{J_1}{\sqrt{J_1^2 + J_2^2 + J_2\sqrt{J_1^2 + J_2^2}}}, -1, \frac{J_1}{\sqrt{J_1^2 + J_2^2 - J_2\sqrt{J_1^2 + J_2^2}}}, -1 \right\}_{\Psi}. \quad (23d)$$

In the limit of $J_1/J_2 \ll 1$, these expressions reduce to

$$|\uparrow\downarrow\downarrow\downarrow\rangle \simeq \frac{1}{2} \left\{ \frac{J_1}{\sqrt{2}J_2}, 1, \sqrt{2}, 1 \right\}_{\Psi}, \quad (24a)$$

$$|\downarrow\uparrow\downarrow\downarrow\rangle \simeq \frac{1}{2} \left\{ \sqrt{2}, 1, -\frac{J_1}{\sqrt{2}J_2}, -1 \right\}_{\Psi}, \quad (24b)$$

$$|\downarrow\downarrow\uparrow\downarrow\rangle \simeq \frac{1}{2} \left\{ \sqrt{2}, -1, -\frac{J_1}{\sqrt{2}J_2}, 1 \right\}_{\Psi}, \quad (24c)$$

$$|\downarrow\downarrow\downarrow\uparrow\rangle \simeq \frac{1}{2} \left\{ \frac{J_1}{\sqrt{2}J_2}, -1, \sqrt{2}, -1 \right\}_{\Psi}. \quad (24d)$$

We see that, for all spin states, one of the coefficients of the expansion in the basis of energy eigenstates is much smaller than the other three. Hence, we indeed have an effective three-level system for spin transfer between the input $j = 1$ and output $j = 4$ ports via the intermediate resonant $|\downarrow G_- \downarrow\rangle$ state. In the main text, we use the following notation for such input and output states:

$$|\uparrow\downarrow\downarrow\downarrow\rangle \equiv |\uparrow\rangle_{\text{in}} |0\rangle_{\text{gate}} |\downarrow\rangle_{\text{out}} ,$$

$$|\downarrow\downarrow\downarrow\uparrow\rangle \equiv |\downarrow\rangle_{\text{in}} |0\rangle_{\text{gate}} |\uparrow\rangle_{\text{out}} .$$

Note that if we place a spin excitation in the non-resonant $|G_+\rangle$ state of the gate (sites 2 and 3), it will stay there indefinitely (assuming no energy relaxations) due to large energy mismatch to the other states; such a state in our notation would be

$$|\downarrow G_+ \downarrow\rangle \equiv |\downarrow\rangle_{\text{in}} |1\rangle_{\text{gate}} |\downarrow\rangle_{\text{out}} .$$

Recall that we set the gate magnetic field to h_- . If, instead, we chose h_+ then the roles of the $|G_- \rangle$ and $|G_+ \rangle$ states of the gate would be interchanged, i.e., $|\downarrow G_+ \downarrow\rangle$ would be the intermediate resonant state for the spin transfer between $|\uparrow\rangle_{\text{in}} |0\rangle_{\text{gate}} |\downarrow\rangle_{\text{out}}$ and $|\downarrow\rangle_{\text{in}} |0\rangle_{\text{gate}} |\uparrow\rangle_{\text{out}}$, while $|\downarrow G_- \downarrow\rangle \equiv |\downarrow\rangle_{\text{in}} |1\rangle_{\text{gate}} |\downarrow\rangle_{\text{out}}$ would be the trapped (non-evolving) state.

Consider now the two-excitation case, $N_\uparrow = 2$, $N_\downarrow = 2$. In the basis of $\{|\uparrow\uparrow\downarrow\downarrow\rangle, |\uparrow\downarrow\uparrow\downarrow\rangle,$

$|\uparrow\downarrow\downarrow\uparrow\rangle, |\downarrow\uparrow\uparrow\downarrow\rangle, |\downarrow\uparrow\downarrow\uparrow\rangle, |\downarrow\downarrow\uparrow\uparrow\rangle\}$, the Hamiltonian matrix is

$$H = \begin{pmatrix} (-J_1 + \frac{1}{2}J_2)\Delta & -J_2 & 0 & 0 & 0 & 0 \\ -J_2 & (J_1 + \frac{1}{2}J_2)\Delta & -J_1 & -J_1 & 0 & 0 \\ 0 & -J_1 & (J_1 - \frac{1}{2}J_2)\Delta - 2h & 0 & -J_1 & 0 \\ 0 & -J_1 & 0 & (J_1 - \frac{1}{2}J_2)\Delta + 2h & -J_1 & 0 \\ 0 & 0 & -J_1 & -J_1 & (J_1 + \frac{1}{2}J_2)\Delta & -J_2 \\ 0 & 0 & 0 & 0 & -J_2 & (-J_1 + \frac{1}{2}J_2)\Delta \end{pmatrix}, \quad (25)$$

By construction, the exchange interaction J_2 between the gate sites $j = 2 - 3$ is the strongest. We again prediagonalize the Hamiltonian and change the basis to

$$\{|\uparrow G_+ \downarrow\rangle, |\uparrow G_- \downarrow\rangle, |\uparrow\downarrow\downarrow\uparrow\rangle, |\downarrow\uparrow\uparrow\downarrow\rangle, |\downarrow G_+ \uparrow\rangle, |\downarrow G_- \uparrow\rangle\}$$

with $|G_+\rangle \equiv \frac{1}{\sqrt{2}}(|\uparrow\downarrow\rangle + |\downarrow\uparrow\rangle)$ and $|G_-\rangle \equiv \frac{1}{\sqrt{2}}(|\uparrow\downarrow\rangle - |\downarrow\uparrow\rangle)$ being the two eigenstates of the gate part of the chain. Using the unitary transformation

$$O = \begin{pmatrix} \frac{1}{\sqrt{2}} & \frac{1}{\sqrt{2}} & 0 & 0 & 0 & 0 \\ \frac{1}{\sqrt{2}} & -\frac{1}{\sqrt{2}} & 0 & 0 & 0 & 0 \\ 0 & 0 & 1 & 0 & 0 & 0 \\ 0 & 0 & 0 & 1 & 0 & 0 \\ 0 & 0 & 0 & 0 & \frac{1}{\sqrt{2}} & \frac{1}{\sqrt{2}} \\ 0 & 0 & 0 & 0 & \frac{1}{\sqrt{2}} & -\frac{1}{\sqrt{2}} \end{pmatrix}, \quad (26)$$

Hamiltonian (25) transforms into

$$\tilde{H} = \begin{pmatrix} -J_2(1 - \frac{1}{2}\Delta) & -J_1\Delta & -\frac{1}{\sqrt{2}}J_1 & -\frac{1}{\sqrt{2}}J_1 & 0 & 0 \\ -J_1\Delta & J_2(1 + \frac{1}{2}\Delta) & \frac{1}{\sqrt{2}}J_1 & \frac{1}{\sqrt{2}}J_1 & 0 & 0 \\ -\frac{1}{\sqrt{2}}J_1 & \frac{1}{\sqrt{2}}J_1 & (J_1 - \frac{1}{2}J_2)\Delta - 2h & 0 & -\frac{1}{\sqrt{2}}J_1 & -\frac{1}{\sqrt{2}}J_1 \\ -\frac{1}{\sqrt{2}}J_1 & \frac{1}{\sqrt{2}}J_1 & 0 & (J_1 - \frac{1}{2}J_2)\Delta + 2h & -\frac{1}{\sqrt{2}}J_1 & -\frac{1}{\sqrt{2}}J_1 \\ 0 & 0 & -\frac{1}{\sqrt{2}}J_1 & -\frac{1}{\sqrt{2}}J_1 & -J_2(1 - \frac{1}{2}\Delta) & J_1\Delta \\ 0 & 0 & -\frac{1}{\sqrt{2}}J_1 & -\frac{1}{\sqrt{2}}J_1 & J_1\Delta & J_2(1 + \frac{1}{2}\Delta) \end{pmatrix}. \quad (27)$$

We place one (control) spin-up in the gate, either in state $|G_+\rangle = |1\rangle_{\text{gate}}$, if we set the gate magnetic field to h_- , or in state $|G_-\rangle = |1\rangle_{\text{gate}}$, if we set it to h_+ . As stated above, the control spin-up then cannot leak out of the gate, i.e., $|\downarrow\rangle_{\text{in}} |1\rangle_{\text{gate}} |\downarrow\rangle_{\text{out}}$ is stationary. Next, we place the target spin-up on site $j = 1$, obtaining state $|\uparrow\rangle_{\text{in}} |1\rangle_{\text{gate}} |\downarrow\rangle_{\text{out}}$. We now verify that this state does not evolve since it is non-resonant with all the other states to which it can couple with rates $\sim J_1 \ll J_2$.

Assuming $h_- = -\frac{1}{2}J_2(1 + \Delta)$, the energy of the initial state $|\uparrow G_+ \downarrow\rangle$ is

$$\tilde{\lambda}_{\uparrow G_+ \downarrow} = -J_2 \left(1 - \frac{1}{2}\Delta \right), \quad (28)$$

while the energies of states $|\uparrow\downarrow\downarrow\uparrow\rangle$ and $|\downarrow\uparrow\uparrow\downarrow\rangle$ are

$$\tilde{\lambda}_{\uparrow\downarrow\downarrow\uparrow} \simeq -\frac{1}{2}J_2\Delta - 2h_- = J_2 \left(1 + \frac{1}{2}\Delta \right), \quad (29a)$$

$$\tilde{\lambda}_{\downarrow\uparrow\uparrow\downarrow} \simeq -\frac{1}{2}J_2\Delta + 2h_- = -J_2 \left(1 + \frac{3}{2}\Delta \right). \quad (29b)$$

Unless $\Delta = 0$, the initial state $|\uparrow G_+ \downarrow\rangle$ is highly non-resonant with all the other connected states (state $|\downarrow G_+ \uparrow\rangle$ has of course the same energy, but it is not directly connected to $|\uparrow G_+ \downarrow\rangle$)

Similarly, for $h_+ = \frac{1}{2}J_2(1 - \Delta)$, the energy of the initial state $|\uparrow G_- \downarrow\rangle$ is

$$\tilde{\lambda}_{\uparrow G_- \downarrow} = J_2 \left(1 + \frac{1}{2}\Delta \right), \quad (30)$$

while the energies of states $|\uparrow\downarrow\downarrow\uparrow\rangle$ and $|\downarrow\uparrow\uparrow\downarrow\rangle$ are

$$\tilde{\lambda}_{\uparrow\downarrow\downarrow\uparrow} \simeq -\frac{1}{2}J_2\Delta - 2h_+ = -J_2 \left(1 - \frac{1}{2}\Delta \right), \quad (31a)$$

$$\tilde{\lambda}_{\downarrow\uparrow\uparrow\downarrow} \simeq -\frac{1}{2}J_2\Delta + 2h_+ = J_2 \left(1 - \frac{3}{2}\Delta \right), \quad (31b)$$

and again we have a non-resonant initial state $|\uparrow G_- \downarrow\rangle$ (and it is not directly connected to $|\downarrow G_- \uparrow\rangle$).

$N = 5$ spin chain. The five-spin chain does not differ much in principle from the four-spin chain. So in the spirit of previous sections, we start with looking for values of magnetic field, such that spin excitation transfer is achieved in a $N_\uparrow = 1, N_\downarrow = 4$ spin chain. Since we postulate the symmetry of the confining potential, we have only two values of interaction coefficients: J_1 and J_2 , with the same condition $J_1/J_2 \ll 1$. However, the magnetic field in the middle of the chain might not be the same on different sites, and we therefore assume $h_1 = h_5 = 0, h_2 = h_4 = h'$, and $h_3 = h$.

In the basis of $\{|\uparrow\downarrow\downarrow\downarrow\downarrow\rangle, |\downarrow\uparrow\downarrow\downarrow\downarrow\rangle, |\downarrow\downarrow\uparrow\downarrow\downarrow\rangle, |\downarrow\downarrow\downarrow\uparrow\downarrow\rangle, |\downarrow\downarrow\downarrow\downarrow\uparrow\rangle\}$, the Hamiltonian for this sys-

tem is

$$H = \begin{pmatrix} -2h' - h - J_2\Delta & -J_1 & 0 & 0 & 0 \\ -J_1 & -h & -J_2 & 0 & 0 \\ 0 & -J_2 & h - 2h' + (J_2 - J_1)\Delta & -J_2 & 0 \\ 0 & 0 & -J_2 & -h & -J_1 \\ 0 & 0 & 0 & -J_1 & -2h' - h - J_2\Delta \end{pmatrix}. \quad (32)$$

By assumption, the exchange interaction is the strongest between the states $|\downarrow\uparrow\downarrow\downarrow\downarrow\rangle, |\downarrow\downarrow\uparrow\downarrow\downarrow\rangle, |\downarrow\downarrow\downarrow\uparrow\downarrow\rangle$,

so we once again prediagonalize the Hamiltonian by finding the eigenvalues and eigenvectors of

the gate matrix $\begin{pmatrix} -h & -J_2 & 0 \\ -J_2 & h - 2h' + (J_2 - J_1)\Delta & -J_2 \\ 0 & -J_2 & -h \end{pmatrix}$. We can write eigenvalues as

$$\lambda_+ = -h' + \frac{1}{2}(J_2 - J_1)\Delta + \sqrt{2J_2^2 + \left(h - h' + \frac{1}{2}(J_2 - J_1)\Delta\right)^2}, \quad (33a)$$

$$\lambda_0 = -h, \quad (33b)$$

$$\lambda_- = -h' + \frac{1}{2}(J_2 - J_1)\Delta - \sqrt{2J_2^2 + \left(h - h' + \frac{1}{2}(J_2 - J_1)\Delta\right)^2}, \quad (33c)$$

and the corresponding normalized eigenvectors in the basis of $\{|\uparrow\downarrow\downarrow\rangle, |\downarrow\uparrow\downarrow\rangle, |\downarrow\downarrow\uparrow\rangle\}$ are

$$|G_+\rangle = \frac{1}{\sqrt{2J_2^2 + (h + \lambda_+)^2}} \{J_2, -(h + \lambda_+), J_2\}, \quad (34a)$$

$$|G_0\rangle = \frac{1}{\sqrt{2}} \{1, 0, -1\}, \quad (34b)$$

$$|G_-\rangle = \frac{1}{\sqrt{2J_2^2 + (h + \lambda_-)^2}} \{J_2, -(h + \lambda_-), J_2\}. \quad (34c)$$

We introduce a new basis $\{|\uparrow\downarrow\downarrow\downarrow\rangle, |\downarrow G_+ \downarrow\rangle, |\downarrow G_0 \downarrow\rangle, |\downarrow G_- \downarrow\rangle, |\downarrow\downarrow\downarrow\uparrow\rangle\}$ and the correspond-

ing unitary transformation

$$U = \begin{pmatrix} 1 & 0 & 0 & 0 & 0 \\ 0 & \frac{J_2}{\sqrt{2J_2^2+(h+\lambda_+)^2}} & -\frac{h+\lambda_+}{\sqrt{2J_2^2+(h+\lambda_+)^2}} & \frac{J_2}{\sqrt{2J_2^2+(h+\lambda_+)^2}} & 0 \\ 0 & \frac{1}{\sqrt{2}} & 0 & -\frac{1}{\sqrt{2}} & 0 \\ 0 & \frac{J_2}{\sqrt{2J_2^2+(h+\lambda_-)^2}} & -\frac{h+\lambda_-}{\sqrt{2J_2^2+(h+\lambda_-)^2}} & \frac{J_2}{\sqrt{2J_2^2+(h+\lambda_-)^2}} & 0 \\ 0 & 0 & 0 & 0 & 1 \end{pmatrix}. \quad (35)$$

As before, the transformed Hamiltonian is nearly diagonal when $J_1/J_2 \ll 1$,

$$\tilde{H} \simeq \begin{pmatrix} -2h' - h - J_2\Delta & 0 & 0 & 0 & 0 \\ 0 & \lambda_+ & 0 & 0 & 0 \\ 0 & 0 & \lambda_0 & 0 & 0 \\ 0 & 0 & 0 & \lambda_- & 0 \\ 0 & 0 & 0 & 0 & -2h' - h - J_2\Delta \end{pmatrix}. \quad (36)$$

To achieve resonant transfer between states $|\uparrow\downarrow\downarrow\downarrow\downarrow\rangle$ and $|\downarrow\downarrow\downarrow\downarrow\uparrow\rangle$, we need to find the values of magnetic field so that one of λ_+, λ_- or λ_0 is equal to $-2h' - h - J_2\Delta$. For instance, from the condition $-2h' - h - J_2\Delta = \lambda_0$ we find $h' = -\frac{1}{2}J_2\Delta$ and any h . In this case, the spin transfer goes via the resonant intermediate state $|\downarrow G_0 \downarrow\rangle$. The condition $-2h' - h - J_2\Delta = \lambda_+$ can be satisfied if

$$h' = \frac{J_2^2}{2(h + J_2\Delta)} - \frac{1}{2}J_2\Delta \quad \& \quad h < -J_2\Delta. \quad (37)$$

Alternatively, the condition $-2h' - h - J_2\Delta = \lambda_-$ give

$$h' = \frac{J_2^2}{2(h + J_2\Delta)} - \frac{1}{2}J_2\Delta \quad \& \quad h > -J_2\Delta. \quad (38)$$

Therefore, depending on the value of $h + J_2\Delta$, the spin transfer goes via one of the states $|\downarrow G_{\pm} \downarrow\rangle$.

Consider now $N_\uparrow = 2$ spin excitations. In the basis of states

$$\{|\uparrow\uparrow\downarrow\downarrow\downarrow\rangle, |\uparrow\downarrow\uparrow\downarrow\downarrow\rangle, |\uparrow\downarrow\downarrow\uparrow\downarrow\rangle, |\uparrow\downarrow\downarrow\downarrow\uparrow\rangle, |\downarrow\uparrow\uparrow\downarrow\downarrow\rangle, |\downarrow\uparrow\downarrow\uparrow\downarrow\rangle, |\downarrow\uparrow\downarrow\downarrow\uparrow\rangle, |\downarrow\downarrow\uparrow\uparrow\downarrow\rangle, |\downarrow\downarrow\uparrow\downarrow\uparrow\rangle, |\downarrow\downarrow\downarrow\uparrow\uparrow\rangle\}$$

the Hamiltonian reads

$$H = -h\mathbb{I} + \begin{pmatrix} -J_1\Delta & -J_2 & 0 & 0 & 0 & 0 & 0 & 0 & 0 & 0 \\ -J_2 & 2h - 2h' + J_2\Delta & -J_2 & 0 & -J_1 & 0 & 0 & 0 & 0 & 0 \\ 0 & -J_2 & J_1\Delta & -J_1 & 0 & -J_1 & 0 & 0 & 0 & 0 \\ 0 & 0 & -J_1 & -2h' + (J_1 - J_2)\Delta & 0 & 0 & -J_1 & 0 & 0 & 0 \\ 0 & -J_1 & 0 & 0 & 2h & -J_2 & 0 & 0 & 0 & 0 \\ 0 & 0 & -J_1 & 0 & -J_2 & 2h' + (J_1 + J_2)\Delta & -J_1 & -J_2 & 0 & 0 \\ 0 & 0 & 0 & -J_1 & 0 & -J_1 & J_1\Delta & 0 & -J_2 & 0 \\ 0 & 0 & 0 & 0 & 0 & -J_2 & 0 & 2h & -J_1 & 0 \\ 0 & 0 & 0 & 0 & 0 & 0 & -J_2 & -J_1 & 2h - 2h' + J_2\Delta & -J_2 \\ 0 & 0 & 0 & 0 & 0 & 0 & 0 & 0 & -J_2 & -J_1\Delta \end{pmatrix}, \quad (39)$$

where \mathbb{I} is the identity matrix. We prediagonalize the gate part to obtain the new basis

$$\{|\uparrow G_+ \downarrow\rangle, |\uparrow G_0 \downarrow\rangle, |\uparrow G_- \downarrow\rangle, |\uparrow\downarrow\downarrow\downarrow\uparrow\rangle, |\downarrow \bar{G}_- \downarrow\rangle, |\downarrow \bar{G}_0 \downarrow\rangle, |\downarrow \bar{G}_+ \downarrow\rangle, |\downarrow G_- \uparrow\rangle, |\downarrow G_0 \uparrow\rangle, |\downarrow G_+ \uparrow\rangle\}$$

, where $\bar{G}_{\pm,0}$ are obtained from $G_{\pm,0}$ via the replacement $\uparrow \leftrightarrow \downarrow$. We place the control spin excitation at the gate in one of the states $|G_{\pm,0}\rangle$ which is different from the one we chose via the magnetic field above for the resonant transfer. This spin then remains stationary since it cannot leave the gate due to the energy mismatch $\sim J_2 \gg J_1$. It also blocks the resonant transfer of the target spin from the site $j = 1$ to site $j = 5$, which cannot overcome the energy mismatch to the double excitation states $|\bar{G}_{\pm,0}\rangle$ of the gate.

Similar arguments can be used to construct a spin transistor with longer chains, as outlined in the main text.

Implementation of the XXZ spin chain with strongly interacting atoms. Here we outline the procedure to map a system of strongly interacting atoms confined in a 1D trapping potential onto

the Heisenberg XXZ spin model, as was recently shown in ^{32–35}.

We consider a two-component Bose gas of atoms. Denoting the components as spin-up and spin-down, the total number of atoms is $N = N_\uparrow + N_\downarrow$. The strong contact interaction between the atoms is modeled by the Dirac delta function potential and the Hamiltonian can be written as ($\hbar = 1$)

$$H_{atom} = \sum_{\sigma=\uparrow,\downarrow} \sum_{j=1}^{N_\sigma} \left[H_0(x_{\sigma,j}) + \frac{g_{\sigma\sigma}}{mL} \sum_{j'>j}^{N_\sigma} \delta(x_{\sigma,j} - x_{\sigma,j'}) \right] + \frac{g_{\uparrow\downarrow}}{mL} \sum_{i=1}^{N_\uparrow} \sum_{j'=1}^{N_\downarrow} \delta(x_{\uparrow,i} - x_{\downarrow,j'}) + \frac{1}{g} \sum_{\sigma=\uparrow,\downarrow} \sum_{j=1}^{N_\sigma} B(x_{\sigma,j}) \sigma_z^j, \quad (40)$$

where $H_0(x) = -\frac{1}{2m} \frac{\partial^2}{\partial x^2} + \frac{1}{mL^2} V(x/L)$ is the single-particle Hamiltonian in a one-dimensional trapping potential $V(x/L)$ with a characteristic length L , $x_{\sigma,j}$ is the coordinate of the j th particle with spin $\sigma = \{\uparrow, \downarrow\}$, m is the mass assumed equal for all particles, $B(x)$ is a spatially inhomogeneous magnetic field, and the Pauli σ_z^j operator acts on the spin of the j th particle. The interaction strengths are $g_{\uparrow\downarrow} = g_{\downarrow\uparrow} \equiv g > 0$ and $g_{\uparrow\uparrow} \equiv \kappa g$, where the parameter $\kappa > 0$ determines the interspecies interaction for bosonic atoms, while $\kappa \rightarrow \infty$ can be seen as the fermionic limit.

In general, the N -particle eigenstate of the system can be written as ^{32,33}

$$\Psi = \sum_k a_k \theta(x_{P_k(1)}, \dots, x_{P_k(N)}) \Psi_0(x_1, \dots, x_N), \quad (41)$$

where the summation runs over all $N!$ permutations P_k of coordinates, $a_k \in \mathbb{R}$ are the expansion coefficients which depend on the ordering of particles, $\theta(x_1, \dots, x_i, \dots, x_j, \dots, x_N) = 1$ if $x_1 < x_2 < \dots < x_i < \dots < x_j < \dots < x_N$ and zero otherwise. Ψ_0 is the fully antisymmetrized N -particle wavefunction, i.e., Slater determinant constructed from the single-particle solutions of the Schrödinger equation for a particle in potential $V(x)$. As such, Ψ_0 describes non-interacting, or

fermionic $1/g = 0$, N -particle system with energy E_0 . Note that E_0 is $M(N_\uparrow, N_\downarrow) = N!/(N_\uparrow!N_\downarrow!)$ fold degenerate, since the energy does not depend on the particle ordering. For small but finite $1/g$, the N -particle energy of the interacting system can be written in linear order in $1/g$ as ^{32,33}

$$E = E_0 - \frac{1}{g} \frac{\sum_{j=1}^{N-1} (A_j + \frac{2}{\kappa} C_j + \frac{2}{\kappa} D_j) \alpha_j}{\sum_{k=1}^{M(N_\uparrow, N_\downarrow)} a_k^2} + \frac{1}{g} \frac{\sum_k a_k^2 \sum_{\sigma=\uparrow, \downarrow} \sum_{j=1}^{N_\sigma} \langle \theta(x_{P_k(1)}, \dots, x_{P_k(N)}) \Psi_0 | B(x_{\sigma, j}) \sigma_z^j | \Psi_0 \rangle}{\langle \theta \Psi_0 | \Psi_0 \rangle \sum_k a_k^2}, \quad (42)$$

where $A_j = \sum_{k=1}^{M(N_\downarrow-1, N_\uparrow-1)} (a_{j|k} - b_{j|k})^2$, $C_j = \sum_{k=1}^{M(N_\downarrow, N_\uparrow-2)} c_{j|k}^2$ and $D_j = \sum_{k=1}^{M(N_\downarrow-2, N_\uparrow)} d_{j|k}^2$.

Here $a_{j|k}$ denote those coefficients a_k in the expansion (41) for which x_\uparrow is at position j followed by x_\downarrow at position $j+1$. Similarly, coefficients $b_{j|k}$ correspond to x_\downarrow at position j followed by x_\uparrow at position $j+1$, coefficients $c_{j|k}$ correspond to x_\uparrow at position j followed by x_\uparrow at position $j+1$, and coefficients $d_{j|k}$ correspond to x_\downarrow at position j followed by x_\downarrow at position $j+1$.

The geometric factors α_j depend on both the total number of particles and the single-particle solutions of the Schrödinger equation for a particle in potential $V(x)$. An explicit expression for α_j reads

$$\alpha_j = \frac{1}{m^2} \frac{\int \prod_{i=1}^N dx_i \theta(x_1, \dots, x_N) \delta(x_1 - x_j) (\partial \Psi_0)^2}{\int \prod_{i=1}^N dx_i \theta(x_1, \dots, x_N) |\Psi_0(x_1, \dots, x_N)|^2}, \quad (43)$$

where $\partial \Psi_0 = \left(\frac{\partial \Psi_0}{\partial x_1} \right)_{x_1=x_N}$, i.e., one first takes the partial derivative of the non-interacting N -particle wave function Ψ_0 with respect to x_1 and then sets $x_1 = x_N$.

For strong interactions, $g \gg 1$, the Hamiltonian in Eq. (40) can be mapped onto the Heisen-

berg XXZ spin model Hamiltonian³³, cf Eq. (1) in the main text, with

$$\Delta = 1 - \frac{2}{\kappa}, \quad (44)$$

$$J_j \equiv -\frac{\alpha_j}{g}, \quad (45)$$

$$h_j \equiv \frac{\int \prod_{i=1}^N dx_i \theta(x_1, \dots, x_N) |\Psi_0(x_1, \dots, x_N)|^2 B(x_j)}{\int \prod_{i=1}^N dx_i \theta(x_1, \dots, x_N) |\Psi_0(x_1, \dots, x_N)|^2}. \quad (46)$$

Hence, the shape of the one-dimensional confining potential will determine the exchange interaction coefficients J_j .

We note that the form of the resulting spin-chain Hamiltonian depends on our choice of the phase of $\theta(x_1, \dots, x_N) \Psi_0$. For instance, if in Eq. (41) we choose $|\Psi_0|$ instead of Ψ_0 , then we obtain the spin-chain Hamiltonian of the form³⁴

$$H_{|\Psi_0|} = \sum_{j=1}^N h_j \sigma_z^j - \frac{1}{2} \sum_{j=1}^{N-1} J_j [-\sigma_x^j \sigma_x^{j+1} - \sigma_y^j \sigma_y^{j+1} + \Delta \sigma_z^j \sigma_z^{j+1}]. \quad (47)$$

This Hamiltonian is related to H in Eq. (1) through the unitary transformation³⁹ which rotates the spins at every other site, i.e., $\sigma_{x,y}^i \rightarrow -\sigma_{x,y}^i$ for $i = 1, 3, \dots$. This ambiguity in the phase choice does not affect any of the results presented in the main text, since the observables we calculate depend on the absolute values of a_k . However, we note that for bosonic systems the use of $H_{|\Psi_0|}$ instead of H can facilitate calculations of such quantities as correlations functions etc., since $|\Psi_0|$ is symmetric with respect to two-body exchanges. Other choices of the phase in Eq. (41), e.g., $\Psi_0 \rightarrow e^{i\phi_k} \Psi_0$, $\phi_k \in \mathbb{R}$, lead to other spin-chain Hamiltonians that are unitarily equivalent.

For conditional spin transfer in a four-particle spin chain, we require that the exchange coefficients satisfy $J_{1,3}/J_2 \ll 1$, which can be realized in a symmetric triple-well potential $V(x)$ given

by

$$V(x) = -V_0 \left[e^{-a(x-x_0)^2} + e^{-a(x+x_0)^2} \right] - Ue^{-bx^2}, \quad (48)$$

where V_0 and U are in units of $\varepsilon = \frac{1}{mL^2}$. We set the centers of the spatial Gaussians with $x_0 = \frac{7L}{16}$ and choose the constants $a = \frac{384}{L^2}$ and $b = \frac{64}{5L^2}$.

The shape of the potential for values $V_0 = 500$ and $U = 200$ is shown in Fig. 2 of the main text. The potential wells next to the edges are very deep compared to the broad well in the middle. The single-particle wavefunctions are also schematically shown there. We observe that the two lowest-energy eigenstates are located almost fully in the deep wells next to the boundaries of the potential. In the inset, we show the ratio of exchange coefficients J_2/J_1 as a function of the parameter U in the potential in Eq. (48). This ratio can reach rather large values, for example $J_2/J_1 > 10$ for $U = 150 - 550$. This potential can therefore be used to attain the necessary parameters of the XXZ model Hamiltonian to realize conditional spin transfer.