

Interpreting Neural Networks to Improve Politeness Comprehension

Malika Aubakirova

University of Chicago

aubakirova@uchicago.edu

Mohit Bansal

UNC Chapel Hill

mbansal@cs.unc.edu

Abstract

We present an interpretable neural network approach to predicting and understanding politeness in natural language requests. Our models are based on simple convolutional neural networks directly on raw text, avoiding any manual identification of complex sentiment or syntactic features, while performing better than such feature-based models from previous work. More importantly, we use the challenging task of politeness prediction as a testbed to next present a much-needed understanding of what these successful networks are actually learning. For this, we present several network visualizations based on activation clusters, first derivative saliency, and embedding space transformations, helping us automatically identify several subtle linguistics markers of politeness theories. Further, this analysis reveals multiple novel, high-scoring politeness strategies which, when added back as new features, reduce the accuracy gap between the original featurized system and the neural model, thus providing a clear quantitative interpretation of the success of these neural networks.

1 Introduction

Politeness theories (Brown and Levinson, 1987; Gu, 1990; Bargiela-Chiappini, 2003) include key components such as modality, indirection, deference, and impersonalization. Positive politeness strategies focus on making the hearer feel good through offers, promises, and jokes. Negative politeness examples include favor seeking, orders, and requests. Differentiating among politeness types is a highly nontrivial task, because it depends on factors such as a context, relative power, and culture.

Danescu-Niculescu-Mizil et al. (2013) proposed a useful computational framework for predicting politeness in natural language requests by designing various lexical and syntactic features about key politeness theories, e.g., first or second person start vs. plural. However, manually identifying such politeness features is very challenging, because there exist several complex theories and politeness in natural language is often realized via subtle markers and non-literal cues.

Neural networks have been achieving high performance in sentiment analysis tasks, via their ability to automatically learn short and long range spatial relations. However, it is hard to interpret and explain what they have learned. In this paper, we first propose to address politeness prediction via simple CNNs working directly on the raw text. This helps us avoid the need for any complex, manually-defined linguistic features, while still performing better than such featurized systems. More importantly, we next present an intuitive interpretation of what these successful neural networks are learning, using the challenging politeness task as a testbed.

To this end, we present several visualization strategies: activation clustering, first derivative saliency, and embedding space transformations, some of which are inspired by similar strategies in computer vision (Erhan et al., 2009; Simonyan et al., 2014; Girshick et al., 2014), and have also been recently adopted in NLP for recurrent neural networks (Li et al., 2016; Kádár et al., 2016). The neuron activation clustering method not only rediscovers and extends several manually defined features from politeness theories, but also uncovers multiple novel strategies, whose importance we measure quantitatively. The first derivative saliency technique allows us to identify the impact of each phrase

on the final politeness prediction score via heatmaps, revealing useful politeness markers and cues. Finally, we also plot lexical embeddings before and after training, showing how specific politeness markers move and cluster based on their polarity. Such visualization strategies should also be useful for understanding similar state-of-the-art neural network models on various other NLP tasks.

Importantly, our activation clusters reveal two novel politeness strategies, namely indefinite pronouns and punctuation. Both strategies display high politeness and top-quartile scores (as defined by Danescu-Niculescu-Mizil et al. (2013)). Also, when added back as new features to the original featurized system, they improve its performance and reduce the accuracy gap between the featurized system and the neural model, thus providing a clear, quantitative interpretation of the success of these neural networks in automatically learning useful features.

2 Related Work

Danescu-Niculescu-Mizil et al. (2013) presented one of the first useful datasets and computational approaches to politeness theories (Brown and Levinson, 1987; Goldsmith, 2007; Kádár and Haugh, 2013; Locher and Watts, 2005), using manually defined lexical and syntactic features. Substantial previous work has employed machine learning models for other sentiment analysis style tasks (Pang et al., 2002; Pang and Lee, 2004; Kennedy and Inkpen, 2006; Go et al., 2009; Ghiassi et al., 2013). Recent work has also applied neural network based models to sentiment analysis tasks (Chen et al., 2011; Socher et al., 2013; Moraes et al., 2013; Dong et al., 2014; dos Santos and Gatti, 2014; Kalchbrenner et al., 2014). However, none of the above methods focused on visualizing and understanding the inner workings of these successful neural networks.

There have been a number of visualization techniques explored for neural networks in computer vision (Krizhevsky et al., 2012; Simonyan et al., 2014; Zeiler and Fergus, 2014; Samek et al., 2016; Mahendran and Vedaldi, 2015). Recently in NLP, Li et al. (2016) successfully adopt computer vision techniques, namely first-order *saliency*, and present representation plotting for sentiment compositionality across RNN variants. Similarly, Kádár et al. (2016)

analyze the omission scores and top-k contexts of hidden units of a multimodal RNN. Karpathy et al. (2016) visualize character-level language models. We instead adopt visualization techniques for CNN style models for NLP¹ and apply these to the challenging task of politeness prediction, which often involves identifying subtle and non-literal sociolinguistic cues. We also present a quantitative interpretation of the success of these CNNs on the politeness prediction task, based on closing the performance gap between the featurized and neural models.

3 Approach

3.1 Convolutional Neural Networks

We use one convolutional layer followed by a pooling layer. For a sentence $v_{1:n}$ (where each word v_i is a d -dim vector), a filter m applied on a window of t words, produces a convolution feature $c_i = f(m * v_{i:i+t-1} + b)$, where f is a non-linear function, and b is a bias term. A *feature map* $c \in R^{n-t+1}$ is applied on each possible window of words so that $c = [c_1, \dots, c_{n-t+1}]$. This convolutional layer is then followed by a max-over-pooling operation (Collobert et al., 2011) that gives $C = \max\{c\}$ of the particular filter. To obtain multiple features, we use multiple filters of varying window sizes. The result is then passed to a fully-connected softmax layer that outputs probabilities over labels.

4 Experimental Setup

4.1 Datasets

We used the two datasets released by Danescu-Niculescu-Mizil et al. (2013): Wikipedia (Wiki) and Stack Exchange (SE), containing community requests with politeness labels. Their ‘feature development’ was done on the Wiki dataset, and SE was used as the ‘feature transfer’ domain. We use a simpler train-validation-test split based setup for these datasets instead of the original leave-one-out cross-validation setup, which makes training extremely slow for any neural network or sizable classifier.²

¹The same techniques can also be applied to RNN models.

²The result trends and visualizations using cross-validation were similar to our current results, in preliminary experiments. We will release our exact dataset split details.

4.2 Training Details

Our tuned hyperparameters values (on the dev set of Wiki) are a mini-batch size of 32, a learning rate of 0.001 for the Adam (Kingma and Ba, 2015) optimizer, a dropout rate of 0.5, CNN filter windows of 3, 4, and 5 with 75 feature maps each, and ReLU as the non-linear function (Nair and Hinton, 2010). For convolution layers, we use valid padding and strides of all ones. We followed Danescu-Niculescu-Mizil et al. (2013) in using SE only as a transfer domain, i.e., we do not re-tune any hyperparameters or features on this domain and simply use the chosen values from the Wiki setting. The split and other training details are provided in the supplement.

5 Results

Table 1 first presents our reproduced classification accuracy test results (two labels: positive or negative politeness) for the bag-of-words and linguistic features based models of Danescu-Niculescu-Mizil et al. (2013) (for our dataset splits) as well as the performance of our CNN model. As seen, without using any manually defined, theory-inspired linguistic features, the simple CNN model performs better than the feature-based methods.³

Next, we also show how the linguistic features baseline improves on adding our novel discovered features (plus correcting some existing features), revealed via the analysis in Sec. 6. Thus, this reduces the gap in performance between the linguistic features baseline and the CNN, and in turn provides a quantitative reasoning for the success of the CNN model. More details in Sec. 6.

6 Analysis and Visualization

We present the primary interest and contribution of this work: performing an important qualitative and quantitative analysis of what is being learned by our neural networks w.r.t. politeness strategies.⁴

6.1 Activation Clusters

Activation clustering is a non-parametric approach (adopted from Girshick et al. (2014)) of computing

³For reference, human performance on the original task setup of Danescu-Niculescu-Mizil et al. (2013) was 86.72% and 80.89% on the Wiki and SE datasets, respectively.

⁴We only use the Wiki train/dev sets for all analysis.

Model	Wiki	SE
Bag-of-Words	80.9%	64.6%
Linguistic Features	82.6%	65.2%
With Discovered Features	83.8%	65.7%
CNN	85.8%	66.4%

Table 1: Accuracy Results on Wikipedia and Stack Exchange.

each CNN unit’s activations on a dataset and then analyzing the top-scoring samples in each cluster. We keep track of which neurons get maximally activated for which Wikipedia requests and analyze the most frequent requests in each neuron’s cluster, to understand what each neuron reacts to.

6.1.1 Rediscovering Existing Strategies

We find that the different activation clusters of our neural network automatically rediscover a number of strategies from politeness theories considered in Danescu-Niculescu-Mizil et al. (2013) (see Table 3 in their paper). We present a few such strategies here with their supporting examples, and the rest (e.g., Gratitude, Greeting, Positive Lexicon, and Counterfactual Modal) are presented in the supplement. The majority politeness label of each category is indicated by (+) and (-).

Deference (+) A way of sharing the burden of a request placed on the addressee. Activation cluster examples: {“*nice work so far on your rewrite...*”; “*hey, good work on the new pages...*”}

Direct Question (-) Questions imposed on the converser in a direct manner with a demand of a factual answer. Activation cluster examples: {“*what’s with the radio , and fist in the air?*”; “*what level warning is appropriate?*”}

6.1.2 Extending Existing Strategies

We also found that certain activation clusters depicted interesting extensions of the politeness strategies given in previous work.

Gratitude (+) Our CNN learns a special shade of gratitude, namely it distinguishes a cluster consisting of the bigram *thanks for*. Activation cluster examples: {“*thanks for the good advice.*”; “*thanks for letting me know.*”}

Counterfactual Modal (+) Sentences with *Would you/Could you* get grouped together as expected; but in addition, the cluster contains requests with *Do you mind* as well as gapped 3-grams like *Can you ... please?*, which presumably implies that the combi-

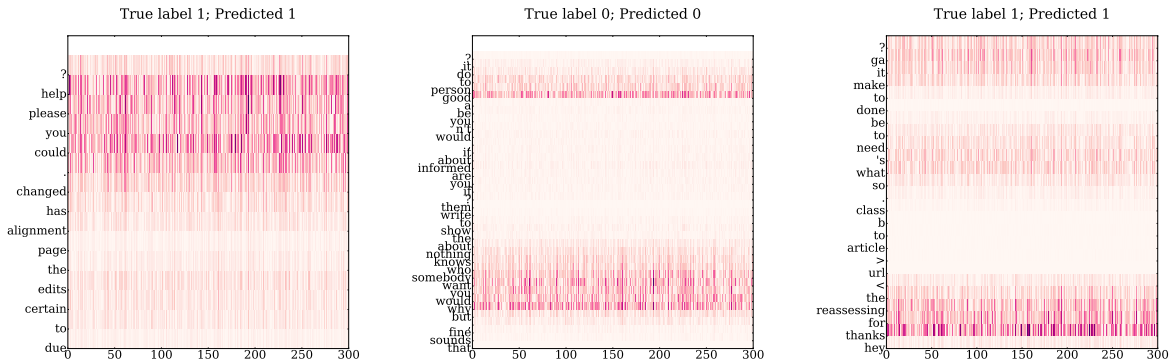


Figure 1: Saliency heatmaps for correctly classified sentences.

nation of a later *please* with future-oriented variants *can/will* in the request gives a similar effect as the conditional-oriented variants *would/could*. Activation cluster examples: $\{can\ this\ be\ reported\ \dots\ grid,\ please?\};\ do\ you\ mind\ having\ another\ look?\}$

6.1.3 Discovering Novel Strategies

In addition to rediscovering and extending politeness strategies mentioned in previous work, our network also automatically discovers some novel activation clusters, potentially corresponding to new politeness strategies.

Indefinite Pronouns (-) Danescu-Niculescu-Mizil et al. (2013) distinguishes requests with first and second person (plural, starting position, etc.). However, we find activations that also react to indefinite pronouns such as *something/somebody*. Activation cluster examples: $\{“am\ i\ missing\ something\ here?”;\ “wait\ for\ anyone\ to\ discuss\ it.”\}$

Punctuation (-) Though non-characteristic in direct speech, punctuation appears to be an important special marker in online communities, which in some sense captures verbal emotion in text. E.g., one of our neuron clusters gets activated on question marks “???” and one on ellipsis “...”. Activation cluster examples: $\{“now????”;\ “original\ article????”;\ “hello?????”\}$ ⁵

In the next section, via saliency heatmaps, we will further study the impact of indefinite pronouns in the final-decision making of the classifier. Finally, in Sec. 6.4, we will quantitatively show how our newly discovered strategies help directly improve the accuracy performance of the linguistic features baseline and achieve high politeness and top-quartile scores as per Danescu-Niculescu-Mizil et al. (2013).

⁵More examples are given in the supplement.

6.2 First Derivative Saliency

Inspired from neural network visualization in computer vision (Simonyan et al., 2014), the first derivative saliency method indicates how much each input unit contributes to the final decision of the classifier. If E is the input embedding, y is the true label, and $S_y(E)$ is the neural network output, then we consider gradients $\frac{\partial S_y(E)}{\partial e}$. Each image in Fig. 1 is a heatmap of the magnitudes of the derivative in absolute value with respect to each dimension.

The first heatmap gets signals from *please* (Please strategy) and *could you* (Counterfactual Modal strategy), but effectively puts much more mass on *help*. This is presumably due to the nature of Wikipedia requests such that the meaning boils down to asking for some help that reduces the social distance. In the second figure, the highest emphasis is put on *why would you*, conceivably used by Wikipedia administrators as an indicator of questioning. Also, the indefinite pronoun *somebody* makes a relatively high impact on the decision. This relates back to the activation clustering mentioned in the previous section, where indefinite pronouns had their own cluster. In the third heatmap, the neural network does not put much weight on the greeting-based start *hey*, because it instead focuses on the higher polarity⁶ gratitude part after the greeting, i.e., on the words *thanks for*. This will be further connected in Sec. 6.3.

6.3 Embedding Space Transformations

We selected key words from Danescu-Niculescu-Mizil et al. (2013) and from our new activation clusters (Sec. 6.1) and plotted (via PCA) their embed-

⁶See Table 3 of Danescu-Niculescu-Mizil et al. (2013) for polarity scores of the various strategies.

	Strategy	Politeness	In top quartile	Examples
21.	Indefinite Pronouns	-0.13	39%	<i>am i missing something here?</i>
22.	Punctuation	-0.71	62%	<i>hello?????</i>

Table 2: Extending Table 3 of Danescu-Niculescu-Mizil et al. (2013) with our newly discovered politeness strategies.

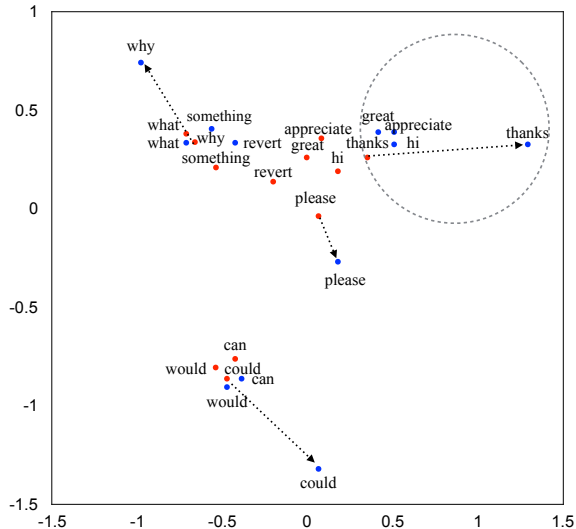


Figure 2: Projection before (red) and after (blue) training.

ding space positions before and after training, to help us gain insights into specific sentiment transformations. Fig. 2 shows that the most positive keys such as *hi*, *appreciate*, and *great* get clustered even more tightly after training. The key *thanks* gets a notably separated position on a positive spectrum, signifying its importance in the NN’s decision-making (also depicted via the saliency heatmaps in Sec. 6.2).

The indefinite pronoun *something* is located near direct question politeness strategy keys *why* and *what*. *Please*, as was shown by Danescu-Niculescu-Mizil et al. (2013), is not always a positive word because its sentiment depends on its sentence position, and it moves further away from a positive key group. Counterfactual Modal keys *could* and *would* as well as *can* of indicative modal get far more separated from positive keys. Moreover, after the training, the distance between *could* and *would* increases but it gets preserved between *can* and *would*, which might suggest that *could* has a far stronger sentiment.

6.4 Quantitative Analysis

In this section, we present quantitative measures of the importance and polarity of the newly discovered politeness strategies in the above sections, as well how they explain some of the improved performance of the neural model.

In Table 3 of Danescu-Niculescu-Mizil et al. (2013), the pronoun politeness strategy with the highest percentage in top quartile is 2nd Person (30%). Our extension Table 2 shows that our newly discovered Indefinite Pronouns strategy represents a higher percentage (39%), with a politeness score of -0.13. Moreover, our Punctuation strategy also turns out to be a top scoring negative politeness strategy and in the top three among all strategies (after Gratitude and Deference). It has a score of -0.71, whereas the second top negative politeness strategy (Direct Start) has a much lower score of -0.43.

Finally, in terms of accuracies, our newly discovered features of Indefinite Pronouns and Punctuation improved the featurized system of Danescu-Niculescu-Mizil et al. (2013) (see Table 1).⁷ This reduction of performance gap w.r.t. the CNN partially explains the success of these neural models in automatically learning useful linguistic features.

7 Conclusion

We presented an interpretable neural network approach to politeness prediction. Our simple CNN model improves over previous work with manually-defined features. More importantly, we then understand the reasons for these improvements via three visualization techniques and discover some novel high-scoring politeness strategies which, in turn, quantitatively explain part of the performance gap between the featurized and neural models.

Acknowledgments

We would like to thank the anonymous reviewers for their helpful comments. This work was supported by an IBM Faculty Award, a Bloomberg Research Grant, and an NVIDIA GPU donation to MB.

⁷Our NN visualizations also led to an interesting feature correction. In the ‘With Discovered Features’ result in Table 1, we also removed the existing pronoun features (#14-18) based on the observation that those had weaker activation and saliency contributions (and lower top-quartile %) than the new indefinite pronoun feature. This correction and adding the two new features contributed ~50-50 to the total accuracy improvement.

Appendix

This is supplementary material for the main paper, where we present more detailed analysis and visualization examples, and our dataset and training details.

A Activation Clusters

A.1 Rediscovering Existing Strategies

Gratitude (+) Respect and appreciation paid to the listener. Activation cluster examples: “{*thanks for the heads up*”}; “*thank you very much for this kind gesture*”; “*thanks for help!*”}

Greeting (+) A welcoming message for the converser. Activation cluster examples: “{*hey, long time no seeing! how’s stuff?*”}; “*greetings, sorry to bother you here...* ”}

Positive Lexicon (+) Expressions that build a positive relationship in the conversation and contain positive words from the sentiment lexicon, e.g., *great, nice, good*. Activation cluster examples: “{*your new map is a great*”; “*very nice article*”; “*yes, this is a nice illustration. i ’d love to...*”}

Counterfactual Modal (+) Indirect strategies that imply a burden on the addressee and yet provide a face-saving opportunity of denying the request, usually containing hedges such as *Would it be.../Could you please*. Activation cluster examples: “{*would you be interested in creating an infobox for wind-mills...?*”; “*would you mind retrieving the bibliographic data?*”}

Deference (+) A way of sharing the burden of a request placed on the addressee. Activation cluster examples: “{*nice work so far on your rewrite...*”, “*hey, good work on the new pages...*”, “*good point for the text...*”, “*you make some good points...*”}

Direct Question (-) Questions imposed on the converser in a direct manner with a demand of a factual answer. Activation cluster examples: “{*why would one want to re-create gnaa?*”; “*what’s with the radio, and fist in the air?*”; “*what level warning is appropriate?*”}

A.2 Extending Existing Strategies

Counterfactual Modal (+) Sentences with *Would you/Could you* get grouped together as expected; but in addition, the cluster contains requests with *Do you mind*. Activation cluster examples: “{*do you mind having another look?*”; “*do you mind if i migrate these to your userspace for you?*”}

Gratitude (+) Our CNN learns a special shade of gratitude, namely it distinguishes a cluster consisting of the bigram *thanks for*. Activation cluster examples: “*thanks for the good advice.*”; “*thanks for letting me know.*”; “*fair enough, thanks for assuming good faith*”}

Indicative Modal (+) The same neuron as for counterfactual modal cluster above also gets activated on gapped 3-grams like *Can you ... please?*, which presumably implies that the combination of a later *please* with future-oriented variants *can/will* in the request gives a similar effect as the conditional-oriented variants *would/could*. Activation cluster examples: “*can this be reported to london grid, please?*”; “*can you delete it again, please?*”; “*good start . can you add more, please?*”}

A.3 Discovering Novel Strategies

Indefinite Pronouns (-) Danescu-Niculescu-Mizil et al. (2013) distinguishes requests with first and second person (plural, starting position, etc.). However, we find activations that also react to indefinite pronouns such as *something/somebody*. Activation cluster examples: “{*am i missing something here?*”; “*he ’s gone. was it something i said?*”; “*you added the tag and then mentioned it on talk-you did not gain consensus first or even wait for anyone to discuss it.* ”; “*but how can something be both correct and incorrect*” }

Punctuation (-) Though non-characteristic in direct speech, punctuation appears to be an important special marker in online communities, which in some sense captures verbal emotion in text. One of our neuron clusters gets activated on question marks “*???*” and one on ellipsis “*...*”. Activation cluster examples of question marks: “{*now???*”; “*original article????*”; “*hello?????*”} Activation cluster examples of ellipsis: “{*ummm, it ’s a soft redirect. a placeholder for a future page ... is there a problem*”}

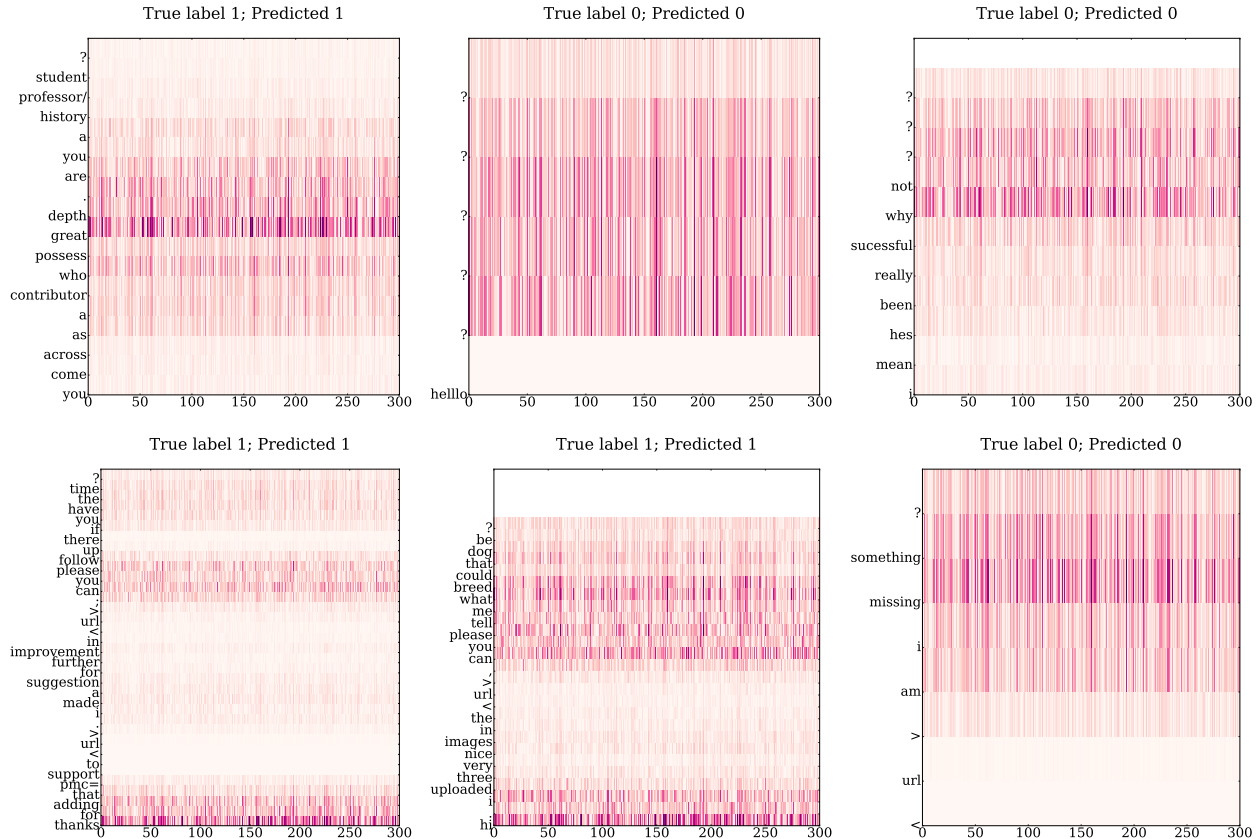


Figure 3: Additional saliency heatmaps for correctly classified sentences.

?”; “Indeed ... the trolls just keep coming.”; “I can’t remember if i asked/checked to see if it got to you? so ... did it ?”}

B First Derivative Saliency

In Fig. 1, we show some additional examples of saliency heatmaps. In the first heatmap, we see a clear example of the Positive Lexicon politeness strategy. The key *great* captures most of the weight for the final decision making. Note that, in particular, the question mark in this case provides no influence. Contrast that to the second figure, which echos back the proposed negative politeness strategy on punctuation from Section 6.1.3. Initial question marks give a high influence in magnitude for the negative predicted label. In the third example, we see that these punctuation markers still provide a lot of emphasis. For instance, other words such as *really*, *successful* and a personal pronoun *I* have very little impact. Overall, this exemplifies Direct Question strategy since most of the focus is on *why*.

As was noted in the embedding space transfor-

mations discussion, the Gratitude key *thanks* with a preposition *for* has a much stronger polarity than other positive politeness keys in the fourth heatmap. Indeed, *can you please* does not nearly provide as much value. In the fifth heatmap, the sensitivity of the final score comes more from the greeting, namely *hi*, as compared to the phrase *can you please tell me* or positive lexicon *very nice*. These results match the politeness score results in Table 3 of Danescu-Niculescu-Mizil et al. (2013), where the Greeting strategy has a score of 0.87 compared to 0.49 for Please strategy and 0.12 for Positive Lexicon strategy. The sixth and last heatmap demonstrates the contribution of indefinite pronouns. In this case phrase *am I missing something* with the focus on the latter two words decides the final label prediction.

C Dataset and Training Details

We split the Wikipedia and Stack Exchange datasets of Danescu-Niculescu-Mizil et al. (2013) into training, validation and test sets with 70%, 10%, and

20% of the data respectively (after random shuffling). Therefore, the final split for Wikipedia is 1523, 218 and 436; and for Stack Exchange it is 2298, 328, and 657, respectively. We will make the dataset split indices publicly available.

We use 300-dim pre-trained `word2vec` embeddings as input to the CNN Mikolov et al. (2014), and then allow fine-tuning of the embeddings during training. All sentence tokenization is done using NLTK (Bird, 2006). For words not present in the pre-trained set, we use uniform unit scaling initialization.

We implement our model using a python version of TensorFlow (Abadi et al., 2015). Hyperparameters, e.g., the mini-batch size, learning rate, optimizer type, and dropout rate were tuned using the validation set of Wikipedia via grid search.⁸ The final chosen values were a mini-batch size of 32, a learning rate of 0.001 for the Adam Optimizer, a dropout rate of 0.5, filter windows are 3, 4, and 5 with 75 feature maps each, and ReLU as non-linear transformation function (Nair and Hinton, 2010). For convolution layers, we use valid padding and strides of all ones.

References

- [Abadi et al.2015] Martín Abadi, Ashish Agarwal, Paul Barham, Eugene Brevdo, Zhifeng Chen, Craig Citro, Greg S. Corrado, Andy Davis, Jeffrey Dean, Matthieu Devin, Sanjay Ghemawat, Ian Goodfellow, Andrew Harp, Geoffrey Irving, Michael Isard, Yangqing Jia, Rafal Jozefowicz, Lukasz Kaiser, Manjunath Kudlur, Josh Levenberg, Dan Mané, Rajat Monga, Sherry Moore, Derek Murray, Chris Olah, Mike Schuster, Jonathon Shlens, Benoit Steiner, Ilya Sutskever, Kunal Talwar, Paul Tucker, Vincent Vanhoucke, Vijay Vasudevan, Fernanda Viégas, Oriol Vinyals, Pete Warden, Martin Wattenberg, Martin Wicke, Yuan Yu, and Xiaoqiang Zheng. 2015. TensorFlow: Large-scale machine learning on heterogeneous systems. Software available from tensorflow.org.
- [Bargiela-Chiappini2003] Francesca Bargiela-Chiappini. 2003. Face and politeness: new (insights) for old (concepts). *Journal of pragmatics*, 35(10):1453–1469.
- ⁸Grid search was performed over dropout rates from 0.1 to 0.9 in increments of 0.1; four learning rates from 1e-1 to 1e-4; Adam, SGD, and AdaGrad optimizers; filter windows sizes from 1 to 3-grams; and features maps ranging from 10 to 200 with an incremental step of 20.
- [Bird2006] Steven Bird. 2006. Nltk: the natural language toolkit. In *Proceedings of the COLING/ACL on Interactive presentation sessions*, pages 69–72. Association for Computational Linguistics.
- [Brown and Levinson1987] Penelope Brown and Stephen C Levinson. 1987. *Politeness: Some universals in language usage*, volume 4. Cambridge university press.
- [Chen et al.2011] Long-Sheng Chen, Cheng-Hsiang Liu, and Hui-Ju Chiu. 2011. A neural network based approach for sentiment classification in the blogosphere. *Journal of Informetrics*, 5(2):313–322.
- [Collobert et al.2011] Ronan Collobert, Jason Weston, Léon Bottou, Michael Karlen, Koray Kavukcuoglu, and Pavel Kuksa. 2011. Natural language processing (almost) from scratch. *The Journal of Machine Learning Research*, 12:2493–2537.
- [Danescu-Niculescu-Mizil et al.2013] Cristian Danescu-Niculescu-Mizil, Moritz Sudhof, Dan Jurafsky, Jure Leskovec, and Christopher Potts. 2013. A computational approach to politeness with application to social factors. In *Proceedings of ACL*.
- [Dong et al.2014] Li Dong, Furu Wei, Chuanqi Tan, Duyu Tang, Ming Zhou, and Ke Xu. 2014. Adaptive recursive neural network for target-dependent twitter sentiment classification. In *Proceedings of ACL*, pages 49–54.
- [dos Santos and Gatti2014] Cícero Nogueira dos Santos and Maira Gatti. 2014. Deep convolutional neural networks for sentiment analysis of short texts. In *Proceedings of COLING*, pages 69–78.
- [Erhan et al.2009] Dumitru Erhan, Yoshua Bengio, Aaron Courville, and Pascal Vincent. 2009. Visualizing higher-layer features of a deep network. *University of Montreal*, 1341.
- [Ghiassi et al.2013] M Ghiassi, J Skinner, and D Zimbra. 2013. Twitter brand sentiment analysis: A hybrid system using n-gram analysis and dynamic artificial neural network. *Expert Systems with applications*, 40(16):6266–6282.
- [Girshick et al.2014] Ross Girshick, Jeff Donahue, Trevor Darrell, and Jitendra Malik. 2014. Rich feature hierarchies for accurate object detection and semantic segmentation. In *Proceedings of CVPR*, pages 580–587.
- [Go et al.2009] Alec Go, Richa Bhayani, and Lei Huang. 2009. Twitter sentiment classification using distant supervision. *CS224N Project Report, Stanford*, 1:12.
- [Goldsmith2007] Daena J Goldsmith. 2007. Brown and levinsons politeness theory. *Explaining communication: Contemporary theories and exemplars*, pages 219–236.
- [Gu1990] Yueguo Gu. 1990. Politeness phenomena in modern chinese. *Journal of pragmatics*, 14(2):237–257.

- [Kádár and Haugh2013] Dániel Z Kádár and Michael Haugh. 2013. *Understanding politeness*. Cambridge University Press.
- [Kádár et al.2016] Akos Kádár, Grzegorz Chrupała, and Afra Alishahi. 2016. Representation of linguistic form and function in recurrent neural networks. *arXiv preprint arXiv:1602.08952*.
- [Kalchbrenner et al.2014] Nal Kalchbrenner, Edward Grefenstette, and Phil Blunsom. 2014. A convolutional neural network for modelling sentences. In *Proceedings of ACL*.
- [Karpathy et al.2016] Andrej Karpathy, Justin Johnson, and Fei-Fei Li. 2016. Visualizing and understanding recurrent networks. In *Proceedings of ICLR Workshop*.
- [Kennedy and Inkpen2006] Alistair Kennedy and Diana Inkpen. 2006. Sentiment classification of movie reviews using contextual valence shifters. *Computational intelligence*, 22(2):110–125.
- [Kingma and Ba2015] Diederik Kingma and Jimmy Ba. 2015. Adam: A method for stochastic optimization. In *Proceedings of ICLR*.
- [Krizhevsky et al.2012] Alex Krizhevsky, Ilya Sutskever, and Geoffrey E Hinton. 2012. Imagenet classification with deep convolutional neural networks. In *Proceedings of NIPS*, pages 1097–1105.
- [Li et al.2016] Jiwei Li, Xinlei Chen, Eduard Hovy, and Dan Jurafsky. 2016. Visualizing and understanding neural models in NLP. In *Proceedings of NAACL*.
- [Locher and Watts2005] Miriam A Locher and Richard J Watts. 2005. Politeness theory and relational work. *Journal of Politeness Research. Language, Behaviour, Culture*, 1(1):9–33.
- [Mahendran and Vedaldi2015] Aravindh Mahendran and Andrea Vedaldi. 2015. Understanding deep image representations by inverting them. In *Proceedings of CVPR*, pages 5188–5196. IEEE.
- [Mikolov et al.2014] Tomas Mikolov, Kai Chen, Greg Corrado, and Jeffrey Dean. 2014. word2vec.
- [Moraes et al.2013] Rodrigo Moraes, Joao Francisco Valiati, and Wilson P Gavião Neto. 2013. Document-level sentiment classification: An empirical comparison between svm and ann. *Expert Systems with Applications*, 40(2):621–633.
- [Nair and Hinton2010] Vinod Nair and Geoffrey E Hinton. 2010. Rectified linear units improve restricted boltzmann machines. In *Proceedings of ICML*, pages 807–814.
- [Pang and Lee2004] Bo Pang and Lillian Lee. 2004. A sentimental education: Sentiment analysis using subjectivity summarization based on minimum cuts. In *Proceedings of ACL*, page 271.
- [Pang et al.2002] Bo Pang, Lillian Lee, and Shivakumar Vaithyanathan. 2002. Thumbs up?: sentiment classification using machine learning techniques. In *Proceedings of EMNLP*, pages 79–86.
- [Samek et al.2016] Wojciech Samek, Alexander Binder, Grégoire Montavon, Sebastian Bach, and Klaus-Robert Müller. 2016. Evaluating the visualization of what a deep neural network has learned. *IEEE Transactions on Neural Networks and Learning Systems*.
- [Simonyan et al.2014] Karen Simonyan, Andrea Vedaldi, and Andrew Zisserman. 2014. Deep inside convolutional networks: Visualising image classification models and saliency maps. In *Proceedings of ICLR Workshop*.
- [Socher et al.2013] Richard Socher, Alex Perelygin, Jean Y Wu, Jason Chuang, Christopher D Manning, Andrew Y Ng, and Christopher Potts. 2013. Recursive deep models for semantic compositionality over a sentiment treebank. In *Proceedings of EMNLP*.
- [Zeiler and Fergus2014] Matthew D Zeiler and Rob Fergus. 2014. Visualizing and understanding convolutional networks. In *Proceedings of ECCV*, pages 818–833. Springer.