

Codes for distributed storage from 3-regular graphs*

Shuhong Gao, Fiona Knoll, Felice Manganiello, and Gretchen Matthews

Clemson University

July 15, 2018

Abstract

This paper considers distributed storage systems (DSSs) from a graph theoretic perspective. A DSS is constructed by means of the path decomposition of a 3-regular graph into P_4 paths. The paths represent the disks of the DSS and the edges of the graph act as the blocks of storage. We deduce the properties of the DSS from a related graph and show their optimality.

Keywords – Distributed storage systems; 3-regular graphs; 4-regular graph; P_4 paths; decomposition of 3-regular graphs; linear codes from graphs.

MSC 2010 Codes – 05C90; 68R10; 94C15; 94A05.

1 Introduction

With the rapid increase of cloud storage, the demand for large-scale data storage rises. However, for both solid-state drives (SSD) and hard disk drives (HDD), the lifetime of the drive is variable. In many cases, if one drive fails, multiple drives fail. In the case of a disk failure, it is desirable to both replace the disk and recover the lost data.

A distributed storage system (DSS) is a collection of n disks such that the encoded files can be recovered by any k of the disks, $k < n$. Given a disk failure, the system repairs the failure by accessing the lost data from other drives and writing the data on the replacement disk, called the newcomer. There are three types of repairs: exact, functional, and exact repair of systematic parts. Exact repair occurs when the data is exactly recovered, whereas functional repair only requires that the encoded files can still be obtained from any k of the n disks. Consequently, with functional repair, the recovered data may not be the same as the original. Exact repair of systematic parts is a combination of functional and exact repair; it requires the system to contain a copy

*The authors were partially supported by the National Science Foundation under grants DMS-1403062, DMS-1547399 and CCF-1407623.

of the uncoded data and exactly repairs the uncoded data while allowing for functional repair of all other data.

Recovery of lost data can be achieved by the use of redundancy bits. One form of redundancy consists of replicating the data. Another form involves erasure codes, which given a fixed number of redundancy bits allows for more failures than replication. There are two failure cases that we consider: bit failures within a disk and whole disk failures. The repairing of the whole disk requires external communication, meaning communication between disks. To repair bit failures within a disk, both external and internal communication, meaning communication within the disk, may be used. The amount of data transferred between disks during the repair is the repair bandwidth. Due to the upper limit of the network capacity, it is desirable to minimize the repair bandwidth in order to avoid reaching this limit. However, there is an inverse relationship between the repair bandwidth and the number of redundancy bits.

Current distributed data storage systems utilize MDS codes [11]. Let \mathbb{F}_q be the field of q elements, where q is a power of a prime. An $[n, k, d]$ code C over \mathbb{F}_q is a linear subspace of \mathbb{F}_q^n with dimension k and minimum distance d . The minimum distance $d(C)$ of a code C is defined as

$$d(C) := \min\{d(x, y) : x, y \in C \text{ and } x \neq y\}$$

where $d(x, y) := |\{i : x_i \neq y_i\}|$ denotes the usual Hamming distance between $x, y \in \mathbb{F}_q^n$. A maximum distance separable (MDS) code is a linear code which achieves the Singleton bound, meaning $k = n - d + 1$; otherwise, $k \leq n - d + 1$. The rate of a code C is defined to be $r = \frac{k}{n}$, and $n - k$ is the number of redundant bits. The parity check matrix H of a code C is an $(n - k) \times n$ matrix with rank $n - k$ such that $Hc = 0$ for all codewords $c \in C$. Note that each row of H consists of the coefficients of a parity check equation; that is, for row h_i of H , $1 \leq i \leq n - k$,

$$\sum_{j=1}^n h_{ij}c_j \pmod q = 0$$

for all $c \in C$. The code C is a locally recoverable code with locality r if and only if a received word w , coordinate w_i can be recovered by accessing w_{i_1}, \dots, w_{i_r} rather than all other coordinates of the received word w_j where $j \neq i$ [17].

The codes with the highest rate, i.e., the smallest number of redundancy bits, are MDS codes. Hence, a system with an underlying MDS code can recover encoded files using any k disks and has the optimal amount of redundancy bits, $n - k$ disks, but it requires a larger bandwidth than may be desired. There has been an ample amount of research to form a system using MDS codes which minimizes the recovery bandwidth with the minimal amount of storage or minimizes the storage space with the minimal bandwidth [3, 13, 14, 2, 16]. In this paper, we focus on minimizing the bandwidth by considering codes which are not MDS from a graph theoretic viewpoint.

A graph $G = (V, E)$ consists of a set of vertices V and a set of edges E . A path P_n is a sequence of n distinct vertices v_1, \dots, v_n such that v_i and v_{i+1} are adjacent for all

$1 \leq i \leq n - 1$. A cycle C_n is a sequence of n distinct vertices v_1, \dots, v_n such that v_i and v_{i+1} are adjacent for all $1 \leq i \leq n - 1$ and v_n is adjacent to v_1 . The girth g of a graph G is the length of the shortest cycle of graph G . The degree of a vertex $v \in G$, denoted $\deg(v)$, is the number of edges incident to vertex v . If graph G is a digraph, a directed graph, then the degree of a vertex v is split into two parts: the outdegree, $\text{outdeg}(v)$, which is the number of outgoing edges incident to vertex v ; and the indegree, $\text{indeg}(v)$, which is the number of incoming edges incident to vertex v . If every vertex $v \in G$ has degree t , then G is called a t -regular graph.

A connected graph G with n nodes and m edges defines a q -ary code $C_E(G)$ of length m as follows. Coordinate positions are associated with the edges of G , and the code $C_E(G)$ is spanned by vectors w which correspond to spanning subgraphs of G , meaning those $w \in \mathbb{F}_q^n$ with

$$w_e = \begin{cases} 1 & e \in E(S) \\ 0 & \text{otherwise} \end{cases}$$

for some spanning subgraph S of G . The code $C_E(G)$ is $[m, m - n + 1, g]$ code where g is the girth of G [9, Theorem 10.11.5].

In this paper, we consider a distributed data storage system as a graph. A storage disk with r blocks will be considered as a set of r edges, where an edge represents a block of the storage disk and the vertices of the graph act as parity checks. We consider graphs which can be covered with paths on 4 vertices, and each such path is considered to be a disk. In this model, we seek quick recovery of a disk with the minimum amount of communication on the graph. This setup is detailed carefully in the next section. In Section 3, we study properties of this DSS, which is further demonstrated with an example Section 4. Concluding discussion is in Section 5.

2 Set up of the Distributed Storage System

2.1 DSSs from 3-regular graphs

As was previously mentioned, we consider a distributed data storage system as a graph. A storage disk with r blocks is a set of r edges, meaning each edge represents a block of the storage disk, and the vertices of the graph act as parity checks. More specifically, we consider disks to be comprised of three blocks, each block consisting of an element from the field \mathbb{F}_q . In addition, we restrict the graphs to the class of 3-regular. Then the following theorem, proved independently by [10] and [1], may be applied.

Theorem 1. [8, Theorem 2.2] Every 3-regular graph can be decomposed into disjoint P_4 s, paths on three edges.

Let \mathcal{G} be a 3-regular graph. Then \mathcal{G} can be decomposed into P_4 s, according to Theorem 1. Each P_4 given by the decomposition represents a storage disk of the DSS. Note that the word disk can refer to either the physical device or to the P_4 path representing the physical device; the use of the word will be clear from the context.

For each vertex v of the 3-regular graph \mathcal{G} , any two incident edges determine a third edge which is also incident to v . Hence, the code obtained from the graph is a locally recoverable code with locality 2. This is demonstrated in the next example.

Example 1. Consider the Petersen graph \mathcal{G} in Figure 1a, a 3-regular graph on 10 vertices with girth 5. By Theorem 1, \mathcal{G} can be decomposed into five disjoint P_4 paths. For instance, \mathcal{G} can be decomposed into the five paths of three edges as given in Figure 1b.

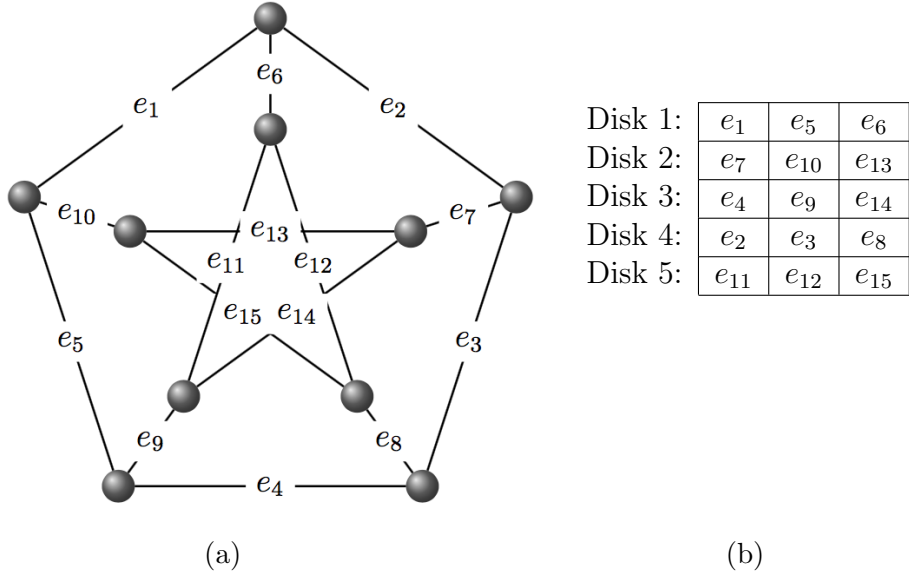


Figure 1: Petersen graph.

Suppose edge e_5 is erased. Then one can recover this lost edge by one of the following parity checks:

$$e_1 + e_5 + e_{10} = 0 \quad \text{or} \quad e_4 + e_5 + e_9 = 0.$$

Given a distributed data storage system and its associated 3-regular graph \mathcal{G} , one goal is to maximize the number of disks that can be repaired. The restriction to 3-regular graphs allow us to maximize the repair capability of the system while maintaining a small communication bandwidth. Note that the path decomposition of graphs with higher regularity is in general still an open problem in combinatorics [6].

We now consider the relationship between unrecoverable disks and cycles of the 3-regular graph \mathcal{G} representing the system.

Theorem 2. An edge of a graph \mathcal{G} is not recoverable if and only if it is contained in a cycle of erased edges.

Proof. (\Rightarrow) Let \mathcal{G} be a 3-regular graph. Suppose edge e_i is not recoverable. Then for each vertex v incident with the edge, there is at least one additional non-recoverable edge incident with v ; otherwise, e_i may be recovered via parity check. Similarly, for

each of these non-recoverable edges, additional incident edges must be non-recoverable. Hence, there is a path of non-recoverable edges, say

$$P : e_1 - e_2 - \cdots - e_i - \cdots - e_t.$$

Suppose the path P is not a cycle. Then there must be an end vertex of P with two known edges. As a result, one of the non-recoverable edges, say e_t , may be recovered, which is a contradiction. Hence, P is a cycle and the edge e_i is contained in a cycle of erased edges.

(\Leftarrow) Suppose a cycle in \mathcal{G} has been erased. Since each vertex has only three incident edges and two of these lie in the cycle, no edge of the cycle can be recovered. \square

Corollary 1. A set of erased disks is not recoverable if and only if the corresponding edges form a cycle. Hence, a system can repair any m disk erasures if the girth of the associated 3-regular graph is at least $m + 1$.

Motivated by the previous corollary, we next consider how to construct 3-regular graphs with predetermined disk assignments from those that are 4-regular.

2.2 3-regular graphs with disk assignments from 4-regular graphs

Let G be a 4-regular graph on N vertices. Then G is Eulerian, since all vertices of G have even degree. An Eulerian tour on G prescribes a direction to each edge of G as well as an ordering on the vertices of G . Denote by $G_d = (V = \{v_1, \dots, v_N\}, E)$ the directed graph obtained from G in this way. The pair $(v_i, v_j) \in E$ denotes an edge from v_i to v_j . Figure 2a and 2b provides an example of a graph G with the corresponding digraph G_d . Notice that G_d is a 2-regular directed graph, meaning for each vertex $v \in V$, $\text{indeg}(v) = \text{outdeg}(v) = 2$. The set of edges incident to $v \in V$ are then $\text{In}(v) = \{(v_{i_1}, v), (v_{i_2}, v)\}$ and $\text{Out}(v) = \{(v, v_{j_1}), (v, v_{j_2})\}$. It will be convenient to define functions \min and \max as follows:

$$\min \text{In}(v) := (v_{\min\{i_1, i_2\}}, v)$$

and

$$\max \text{In}(v) := (v_{\max\{i_1, i_2\}}, v),$$

with analogous definitions for $\min \text{Out}(v)$ and $\max \text{Out}(v)$; that is, \min and \max are taken with respect to the subindices of the vertices.

From G_d we define an undirected graph $\mathcal{G} = (\mathcal{V}, \mathcal{E})$ where $\mathcal{V} = E$, meaning that $V(\mathcal{G}) = E(G_d)$, i.e., the vertices of \mathcal{G} are the edges of G_d , and $\{(v_{\ell_1}, v_{m_1}), (v_{\ell_2}, v_{m_2})\} \in \mathcal{E}$ if and only if $(v_{\ell_1}, v_{m_1}) \neq (v_{\ell_2}, v_{m_2})$, and

- either $v_{m_1} = v_{m_2}$, or
- $v_{\ell_r} = v_{m_s} = v$ for $r \neq s$ and

- either $(v_{\ell_s}, v) = \min \text{In}(v)$ and $(v, v_{m_r}) = \min \text{Out}(v)$, or
- $(v_{\ell_s}, v) = \max \text{In}(v)$ and $(v, v_{m_r}) = \max \text{Out}(v)$.

Notice that the min/max step of the construction of the graph \mathcal{G} is a choice made for ease of notation. The properties of the distributed storage system that will be constructed are independent of this choice as will be explored in Section 3.

Example 2. Consider the 4-regular complete bipartite graph $K_{4,4}$. Here, $G := K_{4,4}$ is a graph with $N = 8$ vertices and $2N = 16$ edges. Figure 2b shows an Eulerian tour on G . By using the resultant directed graph G_d , we obtain the following set of edges

$$E = \left\{ \begin{array}{l} (v_1, v_2), (v_1, v_6), (v_2, v_3), (v_2, v_7), (v_3, v_4), (v_3, v_8), (v_4, v_1), (v_4, v_5), \\ (v_5, v_2), (v_5, v_6), (v_6, v_3), (v_6, v_7), (v_7, v_4), (v_7, v_8), (v_8, v_1), (v_8, v_5) \end{array} \right\}.$$

This is the set of vertices for the associated 3-regular graph \mathcal{G} also, meaning $V(\mathcal{G}) = \mathcal{V} = E$. A set of neighboring vertices for the vertex (v_1, v_2) is

$$\{(v_4, v_1), (v_5, v_2), (v_2, v_3)\}$$

which comes from choosing the minimum $\text{In}(v_1)$ and the minimum $\text{Out}(v_2)$. Similarly, we may obtain a set of paths of length 3:

$$\begin{array}{ll} D_1 : (v_1, v_2) - (v_4, v_1) - (v_8, v_1) - (v_1, v_6) & D_5 : (v_5, v_2) - (v_4, v_5) - (v_8, v_5) - (v_5, v_6) \\ D_2 : (v_2, v_3) - (v_1, v_2) - (v_5, v_2) - (v_2, v_7) & D_6 : (v_6, v_3) - (v_1, v_6) - (v_5, v_6) - (v_6, v_7) \\ D_3 : (v_3, v_4) - (v_2, v_3) - (v_6, v_3) - (v_3, v_8) & D_7 : (v_7, v_4) - (v_2, v_7) - (v_6, v_7) - (v_7, v_8) \\ D_4 : (v_4, v_1) - (v_3, v_4) - (v_7, v_4) - (v_4, v_5) & D_8 : (v_8, v_1) - (v_3, v_8) - (v_7, v_8) - (v_8, v_5). \end{array}$$

Again, note that the graph \mathcal{G} is a 3-regular graph.

Lemma 1. The graph \mathcal{G} obtained from the 4-regular graph G is 3-regular.

Proof. Consider a vertex $(v_\ell, v_m) \in \mathcal{V}$. Then

$$Nbd[(v_\ell, v_m)] \subseteq \{(v_t, v_m), (v_m, v_s), (v_r, v_\ell)\} \subseteq \mathcal{V}$$

for some t, r, s . Note for fixed ℓ and m , $\ell \neq m$, $|\{(v_t, v_m) \in \mathcal{V}, t \neq \ell\}| = 1$ and $|\{(v_m, v_s) \in \mathcal{V}\}| = |\{(v_r, v_\ell) \in \mathcal{V}\}| = 2$. The construction requires one from the first set and only one from the latter two sets. Hence, $|Nbd[(v_\ell, v_m)]| = 3$. □

Recall that the constructed 3-regular graph \mathcal{G} represents a distributed storage system where the N disjoint P_4 paths correspond to disks and the edges correspond to blocks of storage within the disks. Hence, any 4-regular graph G with N vertices gives rise to a distributed storage system with N disks, each comprised of three blocks of storage.

Next, we examine the recovery properties of such a system.

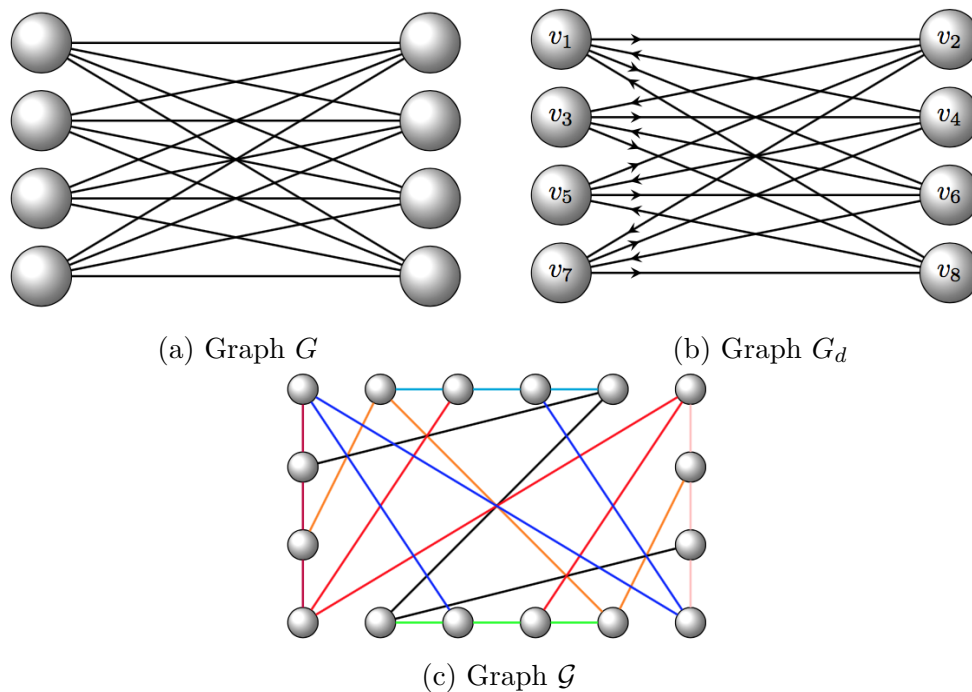


Figure 2: Graph relations.

3 Properties of the Distributed Storage System

Let G be a 4-regular graph and \mathcal{G} an associated 3-regular graph as described in the previous section. Recall that the disks are the P_4 s decomposing the 3-regular graph \mathcal{G} .

3.1 Recovery procedure and performance

As explained earlier, the edges of the 3-regular graph \mathcal{G} correspond to information symbols and the vertices to parity check equations defining a linear code of \mathbb{F}_q^N . Valid realizations of the distributed storage system correspond to codewords of such a code.

Next, we construct a minimum distance decoder which is sequential in nature and reduces the communication bandwidth based on the fact that disks are paths.

Lemma 2. The required communication bandwidth for recovering a disk of the graph \mathcal{G} is $4 \mathbb{F}_q$ -symbols.

Proof. Let D be a disk in \mathcal{G} . Figure 3 depicts the subgraph of \mathcal{G} containing the disk D and its adjacent edges.

The associated parity check equations given by the graph are

$$\begin{aligned}
 e_1 + f_1 + f_2 &= 0, \\
 e_1 + e_2 + f_3 &= 0, \\
 e_2 + e_3 + f_4 &= 0 \\
 e_3 + f_5 + f_6 &= 0.
 \end{aligned}$$

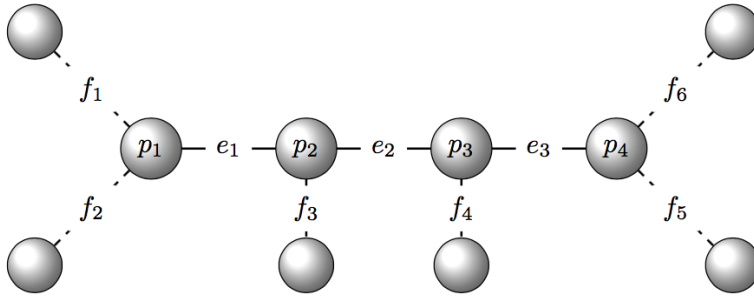


Figure 3: The disk D with adjacent edges.

These conditions are redundant as it is possible to recover e_1 , e_2 and e_3 from any choice of 3 equations. In order to minimize the bandwidth we use the first three equations. Hence, in order to recover the disk D it is enough to access f_1 , f_2 , f_3 and f_4 . \square

The recovery procedure requires three rounds of computation. For instance, in order to recover e_3 we need e_2 , but in order to recover e_2 we need e_1 . Note that if the disks are chosen such that the blocks are not in a path, the required communication bandwidth would be higher.

It is possible to consider the trade-off between the rounds of communication and the bandwidth. One can either communicate four \mathbb{F}_q -symbols and use three computation rounds, or communicate five \mathbb{F}_q -symbols and use two computation rounds. The choice can be based on performance of communication versus computation.

Corollary 2. If n disconnected disks are erased, then $4n$ \mathbb{F}_q -symbols is required to recover the disks.

3.2 Recovery bound

To determine an upper bound on the number of recoverable disk erasures of a DSS, we study the underlying 4-regular graph.

Definition 1. A t -disk cycle of \mathcal{G} is a cycle of \mathcal{G} whose edges belong to t disks.

Proposition 1. The 3-regular graph \mathcal{G} contains a t -disk cycle if and only if the associated 4-regular graph G contains a cycle on t vertices.

Proof. (\Leftarrow) Suppose there is a cycle of t vertices in the 4-regular graph G , and let v_1, \dots, v_t be those vertices. Recall that each vertex of G corresponds to a disk in \mathcal{G} and each edge of G corresponds to a vertex in \mathcal{G} . Let e_i be the edge between v_i and v_{i+1} . Then in \mathcal{G} , vertex e_i is connected to vertex e_{i+1} via an edge that is a part of disk v_{i+1} . Since e_i is connected to e_{i+1} , $1 \leq i \leq t$, and e_1 is connected to e_t , we have a t -disk cycle in \mathcal{G} .

(\Rightarrow) Suppose there exists a t -disk cycle C in \mathcal{G} . Let v_1, \dots, v_t be the disks of such a cycle. Recall that each disk is a vertex of the 4-regular graph G . If disks v_i and v_j

are adjacent in \mathcal{G} , then edge $\{v_i, v_j\} \in E(G)$. It follows that vertices v_1, \dots, v_t together with these edges form a cycle in G of length t . \square

We immediately notice a relationship between a minimal disk cycle of \mathcal{G} and the girth of the 4-regular graph G .

Corollary 3. The smallest t for which \mathcal{G} has a t -disk cycle is $t = \text{girth}(G)$.

Using the previous two results, we now show that a DSS with an underlying 4-regular graph of girth g allows for the recovery of any $g - 1$ disk erasures.

Theorem 3. Let G be a 4-regular graph with girth g . Then

- any $g - 1$ disk erasures can be recovered in the corresponding 3-regular graph \mathcal{G} , and
- there exists an erasure pattern of g disk erasures that cannot be recovered.

Proof. Suppose $g - 1$ disks have been erased and that one of the disks is not recoverable. By Theorem 2, there is a cycle containing a portion of this disk that has been erased. This cycle is then a t -disk cycle, with $t \leq g - 1$, which is a contradiction according to Proposition 1. Hence, the $g - 1$ disks can be recovered.

To show there exists an erasure pattern of g disk erasures that cannot be recovered, consider the cycle of G with length $g = \text{girth}(G)$. Consider the corresponding g -disk cycle of the 3-regular graph \mathcal{G} . Erasure of these g disks would lead to an unrecoverable pattern of erasures. \square

Optimality of cage graphs.

According to Theorem 3, the number of recoverable disk erasures depends only on the girth of the 4-regular graph. Hence, to maximize the amount of recoverable data, we consider the 4-regular graphs G with the minimum number of nodes given a fixed girth g . Such graphs are called cage graphs.

More precisely, a (k, g) -cage graph G is a k -regular graph of girth g with the minimum possible number of nodes. The study of cage graphs was initiated by Tutte [18]. Although it is known that (k, g) -cage graphs exist for all $k \geq 2$ and $g \geq 3$, few constructions are known. Some results are known for $k = 4$, which leads us to consider distributed storage systems from $(4, g)$ -cage graphs. Specifically, the complete graph K_5 is a $(4, 3)$ -cage while the complete bipartite graph is a $(4, 4)$ -cage [19]; the Robertson graph which is a graph on 19 vertices is a $(4, 5)$ -cage [15]; the point-line incidence graph of $PG(2, 3)$, which is a graph on 26 vertices is a $(4, 6)$ -cage; and there is a $(4, 7)$ cage with 67 vertices [5]. See [4] for a survey of progress on this open problem.

In Table 1, we consider the codes $C_E(\mathcal{G})$ where \mathcal{G} is obtained from a $(4, g)$ -cage graph G . If G has N vertices, then \mathcal{G} has $3N$ edges and $2N$ vertices. Hence, $C_E(\mathcal{G})$ is a $[3N, N, g]$ code.

# disks	# blocks	# disks recoverable	# blocks recoverable	code parameters
5	15	2	6	[15, 6, 3]
8	24	3	9	[24, 9, 4]
19	57	4	12	[57, 20, 5]
26	78	5	15	[78, 27, 6]
67	201	6	18	[201, 68, 7]

Table 1

For purposes of comparison, we mention the best known comparable binary linear codes [7] (based on the initial version of Brouwer’s tables [12]) meaning codes with the largest minimum distance among all known codes with the same length and dimension. These are [15, 6, 6], [24, 9, 8], [57, 20, 16 $\leq d \leq 18$], [78, 27, 20 $\leq d \leq 26$], and [201, 68, 40 $\leq d \leq 62$]. Keep in mind that while an $[n, k, d]$ code can correct any $\lfloor \frac{d-1}{2} \rfloor$ errors, it does so with access to the entire received word (meaning access to every node) as opposed to using just local information from selected nodes.

Recall that given a connected graph G with m edges on n vertices with a girth of g , the code $C_E(G)$ has rate $\frac{m-n+1}{m} = 1 - \frac{n-1}{m}$. Hence, for any 3-regular graph with n vertices, the rate is the function $R(n) = 1 - \frac{n-1}{3n/2}$. Any 3-regular graph constructed from the above 4-regular graph on five vertices has a rate of $\frac{2}{5}$ and can recover any two erasures. Hence, the distributed data storage systems based on any of the resulting 3-regular graphs allows for the same rate and the recovery of the same number of disk erasures. Note that $R(n)$ is a decreasing function with a lower bound of $\frac{1}{3}$. Hence, the rate improves by decreasing the number of vertices, which decreases the number of disks. As a result, the best data distributed storage system in terms of rate is the system consisting of five disks.

4 Example: The System with 5 Disks

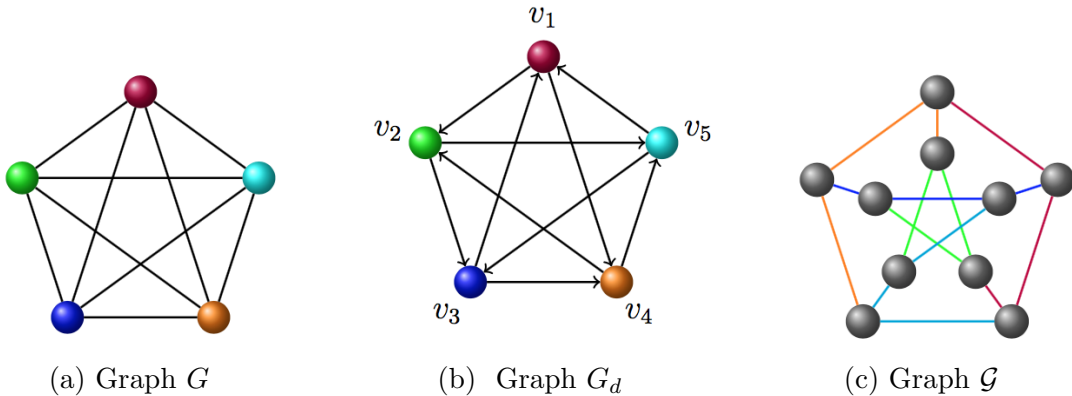


Figure 4: Graph relations.

Suppose we want a distributed data storage system with five disks. Then we consider the 4-regular graph G on five vertices, which is the complete graph K_5 . Figure 4b depicts an Eulerian tour on G . The edges of the resultant directed graph G_d are

$$E = \{(v_1, v_2), (v_1, v_4), (v_2, v_3), (v_2, v_5), (v_3, v_1), (v_3, v_4), (v_4, v_2), (v_4, v_5), (v_5, v_1), (v_5, v_3)\},$$

which then gives the vertices of the associated 3-regular graph $\mathcal{G} = (\mathcal{V}, \mathcal{E})$, meaning $\mathcal{V} = E$. The disks which are disjoint P_4 paths of \mathcal{G} can be chosen to be

$$D_1 : (v_1, v_2) - (v_5, v_1) - (v_3, v_1) - (v_1, v_4)$$

$$D_2 : (v_2, v_3) - (v_1, v_2) - (v_4, v_2) - (v_2, v_5)$$

$$D_3 : (v_3, v_1) - (v_5, v_3) - (v_2, v_3) - (v_3, v_4)$$

$$D_4 : (v_4, v_2) - (v_1, v_4) - (v_3, v_4) - (v_4, v_5)$$

$$D_5 : (v_5, v_1) - (v_4, v_5) - (v_2, v_5) - (v_5, v_3)$$

resulting in the Petersen graph, which has girth 5.

Since the 4-regular graph G has girth 3, from Theorem 3 any two erased disks can be recovered. Hence, the constructed Petersen graph allows for the recovery of any four block erasures and any two disk erasures.

Note that having a 3-disk cycle does not imply that \mathcal{G} has girth 3. More importantly, recall the minimum disks cycle is a 3-disk cycle due to the construction of \mathcal{G} and hence is independent of the resulting girth. The girth of the constructed 3-regular graph \mathcal{G} depends on the choice of the placement of vertices in the disk. In this example, the resulting girth has a lower bound of 3 and an upper bound of 5.

A graph with a girth of 3 can be obtained by choosing the following paths:

$$D_1 : (v_1, v_2) - (v_3, v_1) - (v_5, v_1) - (v_1, v_4)$$

$$D_2 : (v_2, v_3) - (v_1, v_2) - (v_4, v_2) - (v_2, v_5)$$

$$D_3 : (v_3, v_1) - (v_2, v_3) - (v_5, v_3) - (v_3, v_4)$$

$$D_4 : (v_4, v_2) - (v_1, v_4) - (v_3, v_4) - (v_4, v_5)$$

$$D_5 : (v_5, v_1) - (v_2, v_5) - (v_4, v_5) - (v_5, v_3)$$

The associated system allows for a recovery of up to any two erasures, the same number as the Petersen graph.

With this example, we see that the girth of the resultant graph does not play a role in the number of recoverable erasures, and that it is independent of the rate of the code based on the graph.

5 Conclusions

In this paper, we construct distributed data storage systems from 3-regular graphs. The obtained DSSs have the capability to recover any maximal number of erased disks through the connectivity of the underlying graph by a sequential decoder. Due to the correspondence between the distributed storage disks and the paths of the graph, we are able to keep a small communication bandwidth.

References

- [1] A. Bouchet and J. L. Fouquet. Trois types de decompositions d'un graphe en chaines. *Ann. Discrete Math.*, 17:131–141, 1983.
- [2] P. Corbett, B. English, A. Goel, T. Grcanac, S. Kleiman, J. Leong, and S. Sankar. Row-diagonal parity for double disk failure correction. In *Proceedings of the 3rd USENIX Conference on File and Storage Technologies*, FAST'04, pages 1–1, Berkeley, CA, USA, 2004. USENIX Association.
- [3] A. G. Dimakis, P. B. Godfrey, Y. Wu, M. J. Wainwright, and K. Ramchandran. Network coding for distributed storage systems. *IEEE Transactions on Information Theory*, 56(9):4539–4551, Sept 2010.
- [4] G. Exoo and R. Jajcay. Dynamic cage survey. *Electron. J. Combin.*, 2008 (version 1), updated 2013.
- [5] G. Exoo, B.D. McKay, W. Myrvold, and J. Nadon. Computational determination of and cages. *Journal of Discrete Algorithms*, 9(2):166 – 169, 2011.
- [6] O. Favaron, F. Genest, and M. Kouider. Regular path decompositions of odd regular graphs. *J. Graph Theory*, 63(2):114–128, 2010.
- [7] M. Grassl. Bounds on the minimum distance of linear codes and quantum codes. <http://www.codetables.de>. Accessed on 2016-05-09.
- [8] K. Heinrich, J. Liu, and M. Yu. P_4 -decompositions of regular graphs. *J. Graph Theory*, 31(2):135–143, 1999.
- [9] D. Jungnickel. *Graphs, networks and algorithms*, volume 5 of *Algorithms and Computation in Mathematics*. Springer, Heidelberg, fourth edition, 2013.
- [10] A. Kotzig. Aus der theorie der endlichen regulären Graphen dritten und vierten Grades. *Časopis Pěst. Mat.*, 82:76–92, 1957.
- [11] R. Li, J. Lin, and P.P.C. Lee. Core: Augmenting regenerating-coding-based recovery for single and concurrent failures in distributed storage systems. In *2013 IEEE 29th Symposium on Mass Storage Systems and Technologies (MSST)*, pages 1–6, May 2013.
- [12] V. S. Pless, W. C. Huffman, and R. A. Brualdi, editors. *Handbook of coding theory. Vol. I, II*, chapter Bounds on linear codes, pages 295–461. North-Holland, Amsterdam, 1998.
- [13] K. V. Rashmi, N. B. Shah, and P. V. Kumar. Optimal exact-regenerating codes for distributed storage at the msr and mbr points via a product-matrix construction. *IEEE Transactions on Information Theory*, 57(8):5227–5239, Aug 2011.

- [14] K. V. Rashmi, N. B. Shah, P. V. Kumar, and K. Ramchandran. Explicit construction of optimal exact regenerating codes for distributed storage. In *Communication, Control, and Computing, 2009. Allerton 2009. 47th Annual Allerton Conference on*, pages 1243–1249, Sept 2009.
- [15] N. Robertson. The smallest graph of girth 5 and valency 4. *Bull. Amer. Math. Soc.*, 70:824–825, 1964.
- [16] C. Suh and K. Ramchandran. Exact-repair mds codes for distributed storage using interference alignment. In *2010 IEEE International Symposium on Information Theory*, pages 161–165, June 2010.
- [17] I. Tamo and A. Barg. A family of optimal locally recoverable codes. In *2014 IEEE International Symposium on Information Theory*, pages 686–690, June 2014.
- [18] W. T. Tutte. A family of cubical graphs. *Proc. Cambridge Philos. Soc.*, 43:459–474, 1947.
- [19] P.K. Wong. Cages—a survey. *J. Graph Theory*, 6(1):1–22, 1982.