

Cosmological implications of the transition from the false vacuum to the true vacuum state

Aleksander Stachowski^{1,a}, Marek Szydlowski^{1,2,b}, Krzysztof Urbanowski^{3,c}

¹Astronomical Observatory, Jagiellonian University, Orla 171, 30-244 Krakow, Poland

²Mark Kac Complex Systems Research Centre, Jagiellonian University, Łojasiewicza 11, 30-348 Kraków, Poland

³Institute of Physics, University of Zielona Góra, Prof. Z. Szafrana 4a, 65-516 Zielona Góra, Poland

Received: date / Accepted: date

Abstract We study the cosmology with the running dark energy. The parametrization of dark energy with the respect to the redshift is derived from the first principles of quantum mechanics. Energy density of dark energy is obtained from the quantum process of transition from the false vacuum state to the true vacuum state. This is the class of the extended interacting Λ CDM models. We consider the energy density of dark energy parametrization $\rho_{\text{de}}(t)$, which follows from the Breit-Wigner energy distribution function which is used to model the quantum unstable systems. The idea that properties of the process of the quantum mechanical decay of unstable states can help to understand the properties of the observed universe was formulated by Krauss and Dent and this idea was used in our considerations. In the cosmological model with the mentioned parametrization there is an energy transfer between the dark matter and dark energy. In such a evolutionary scenario the universe is starting from the false vacuum state and going to the true vacuum state of the present day universe. We find that the intermediate regime during the passage from false to true vacuum states takes place. The intensity of the analyzed process is measured by a parameter α . For the small value of α ($0 < \alpha < 0.4$) this intermediate (quantum) regime is characterized by an oscillatory behavior of the density of dark energy while the for $\alpha > 0.4$ the density of the dark energy simply jumps down. In both cases (independent from the parameter α) the today value of density of dark energy is reached at the value of 0.7. We estimate the cosmological parameters for this model with visible and dark matter. This model becomes in good agreement

with the astronomical data and is practically indistinguishable from Λ CDM model.

1 Introduction

The standard cosmological model (Λ CDM model), which describes the Universe, is the most favored by astronomical observations such as supernovae of type Ia or measurements of CMB. In the Λ CDM model, the dark matter is treated as dust and dark energy has the form of the cosmological constant Λ_{bare} . We are looking an alternative for the Λ CDM model by a modification of the dark energy term.

The standard cosmological model possesses the six parameters: the density of baryons $\Omega_b h^2$, the density of cold dark matter $\Omega_{\text{dm}} h^2$, angular diameter of sound horizon at last scattering θ , the optical depth due to the reionisation τ_R , the slope of the primordial power spectrum of fluctuations n_s , and the amplitude of the primordial power spectrum A_s , where $h = H_0$ [100 km s⁻¹ Mpc⁻¹].

From the methodological point of view, the standard cosmological model plays the role of an effective theory, which very well describes properties of the current Universe without explaining the nature of two components of the model: the dark energy and the dark matter. The nature of both components of the Universe is unknown up to now but we describe these in terms of useful fiction, the cosmological constant and the cold dark matter which is kind of the dust perfect fluid.

In this paper we concentrate on the interpretation of dark energy rather in terms of running cosmological constant than in term of the pure cosmological constant parameter (Λ_{bare} in our approach). It is consequence of

^aaleksander.stachowski@uj.edu.pl

^bmarek.szydlowski@uj.edu.pl

^cK.Urbanowski@if.uz.zgora.pl

some problems with interpretation of the pure cosmological constant, namely:

1. One cannot explain why the cosmological constant is not large.
2. One do not know why it is not just equal zero.
3. One cannot explain why energy densities of both dark energy and dark matter, expressed in terms of dimensionless density parameters, are comparable in the current epoch (cosmic coincidence problem).

In our proposition of the explanation of these problems with the cosmological constant parameter, we base on the theories of the cosmological constant in which the vacuum energy is fixed by the fundamental theory [1]. Extending the Λ CDM model beyond the classical regime, we apply quantum mechanics as a fundamental theory, which determines cosmological parameters and explain how cosmological parameters vary during the cosmic evolution.

The cosmological constant is the source of two problems in modern cosmology. The first problem is the cosmological constant problem, which is consequence of the interpretation of dark energy as a vacuum energy. The observed present value of the cosmological constant is 120 orders of magnitude smaller than we expect from quantum physics. The second problem is the coincidence problem. If we assume that the dark energy is always constant then the Λ CDM model cannot explain why the cosmological constant has the same order of magnitude as density of matter today. If the model belongs to the class of running dark energy cosmologies then the first problem of cosmological constant can be solved.

This question seems to be crucial in contemporary physics because its solution would certainly mean a very crucial step forward in our attempts to understand physics from the boundary of particle physics and cosmology. The discussion about the cosmological constant problem can be found in papers [1–16].

In our model, the influence of running dark energy densities of both visible and invisible matter is very small. Thus we share Weinberg's opinion, according to which looking for a solution of the coincidence problem, we should consider the anthropic principle. According to Weinberg's argument, any observers should not be in the Universe if the cosmological constant was even three orders of magnitude larger than it is now.

Coleman *et al.* [17–19] discussed the instability of a physical system, which is not at an absolute energy minimum, and which is separated from the minimum by an effective potential barrier. They showed that if the early Universe is too cold to activate the energy transition to the minimum energy state then a quantum decay, from the false vacuum to the true vacuum,

is still possible through a barrier penetration via the macroscopic quantum tunneling.

The discovery of the Higgs-like resonance at 125-126 GeV [20–23] caused the discussion about the instability of the false vacuum. If we assume that the Standard Model well describes the evolution of the Universe up to the Planck epoch then a Higgs mass $m_h < 126\text{GeV}$ causes that the electroweak vacuum is in a metastable state [21]. In consequence the instability of the Higgs vacuum should be considered in the cosmological models of the early time Universe.

The idea that properties of the quantum mechanical decay process of metastable states can help to understand the properties of the observed universe was formulated in [24–26]. It is because the decay of the false vacuum is the quantum decay process [17–19]. This means that state vector corresponding to the false vacuum is a quantum unstable (or metastable) state. Therefore all general properties of quantum unstable systems must also occur in the case of such a quantum unstable state as the false vacuum and as a consequence models of quantum unstable systems can be used to analyze properties of the systems which time evolution starts from the false vacuum state.

In this paper, we assume the Breit-Wigner energy distribution function, which is very often used to model unstable quantum systems, as a model of the process of the energy transition from the false vacuum to the true vacuum. In consequence the parametrization of the dark energy is given by formula

$$\rho_{\text{de}} = E_0 + E_R \frac{\alpha}{1 - \alpha} \Re \left(\frac{J(t)}{I(t)} \right), \quad (1)$$

where α and E_R are model parameters describing the variation from the standard cosmological model. The values of α parameter belong to interval $(0, 1)$. Note that if the α parameter or E_R is equal zero than the model is equivalent to the Λ CDM model.

Let $A_{\text{bare}} = E_0 - E_R$ then Eq. (1) can be rewritten in the equivalent form

$$\rho_{\text{de}} = A_{\text{bare}} + E_R \left[1 + \frac{\alpha}{1 - \alpha} \Re \left(\frac{J(t)}{I(t)} \right) \right]. \quad (2)$$

Here the units $8\pi G = c = 1$ are used.

The functions $J(t)$ and $I(t)$ are defined by the following expressions

$$J(t) = \int_{-\frac{1-\alpha}{2}}^{\infty} \frac{\eta}{\eta^2 + \frac{1}{4}} e^{-i\eta\tau} d\eta, \quad (3)$$

$$I(t) = \int_{-\frac{1-\alpha}{2}}^{\infty} \frac{1}{\eta^2 + \frac{1}{4}} e^{-i\eta\tau} d\eta. \quad (4)$$

Integrals $J(t)$ and $I(t)$ can be expressed by the exact solutions of these integrals. Formula $J(t)$ is described by the following expression

$$J(\tau) = \frac{1}{2}e^{-\tau/2} \left(-2i\pi + e^\tau E_1 \left(\left[\frac{1}{2} - \frac{i(1-\alpha)}{\alpha} \right] \tau \right) + E_1 \left(\left[-\frac{1}{2} - \frac{i(1-\alpha)}{\alpha} \right] \tau \right) \right) \quad (5)$$

and $I(t)$ is expressed by

$$I(\tau) = 2\pi e^{-\tau/2} \left(1 + \frac{i}{2\pi} \left(-e^\tau E_1 \left(\left[\frac{1}{2} - \frac{i(1-\alpha)}{\alpha} \right] \tau \right) + E_1 \left(\left[-\frac{1}{2} - \frac{i(1-\alpha)}{\alpha} \right] \tau \right) \right) \right), \quad (6)$$

where $\tau = \frac{\alpha(E_0 - A_{\text{bare}})}{\hbar(1-\alpha)} V_0 t$ and V_0 is the volume of the Universe in the Planck epoch. In this paper we assume that $V_0 = 1$. The function $E_1(z)$ is called the exponential integral and is defined by the formula: $E_1(z) = \int_z^\infty \frac{e^{-x}}{x} dx$ (see [27, 28]).

2 Preliminaries: unstable states

As it was mentioned in Sec. 1 we will use the parametrization of the dark energy transition from the false vacuum state to the true vacuum state following from the quantum properties of a such process. This process is a quantum decay process, so we need quantities characterizing decay processes of quantum unstable systems. The main information about properties of quantum unstable systems is contained in their decay law, that is in their survival probability. So if one knows that the system is in the initial unstable state $|\phi\rangle \in \mathcal{H}$, (\mathcal{H} is the Hilbert space of states of the considered system), which was prepared at the initial instant $t_0 = 0$, then one can calculate its survival probability (the decay law), $\mathcal{P}(t)$, of the unstable state $|\phi\rangle$ decaying in vacuum, which equals

$$\mathcal{P}(t) = |A(t)|^2, \quad (7)$$

where $A(t)$ is the probability amplitude of finding the system at the time t in the rest frame \mathcal{O}_0 in the initial unstable state $|\phi\rangle$,

$$A(t) = \langle \phi | \phi(t) \rangle. \quad (8)$$

and $|\phi(t)\rangle$ is the solution of the Schrödinger equation for the initial condition $|\phi(0)\rangle = |\phi\rangle$, which has the following form

$$i\hbar \frac{\partial}{\partial t} |\phi(t)\rangle = H |\phi(t)\rangle. \quad (9)$$

Here $|\phi\rangle, |\phi(t)\rangle \in \mathcal{H}$, and H is the total self-adjoint Hamiltonian for the system considered. The spectrum of H is assumed to be bounded from below $E_{\min} > -\infty$ is the lower bound of the spectrum $\sigma_c(H) = [E_{\min}, +\infty)$ of H). Using the basis in \mathcal{H} build from normalized eigenvectors $|E\rangle$, $E \in \sigma_c(H)$ of H and expanding $|\phi\rangle$ in terms of these eigenvectors one can express the amplitude $A(t)$ as the following Fourier integral

$$A(t) \equiv \int_{E_{\min}}^{\infty} \omega(E) e^{-\frac{i}{\hbar} E t} dE, \quad (10)$$

where $\omega(E) > 0$ (see: [29–31]).

So the amplitude $A(t)$, and thus the decay law $\mathcal{P}(t)$ of the unstable state $|\phi\rangle$, are completely determined by the density of the energy distribution $\omega(E)$ for the system in this state [29, 30] (see also: [31–37]. (This approach is also applicable in Quantum Field Theory models [38, 39]).

Note that in fact the amplitude $A(t)$ contains information about the decay law $\mathcal{P}_\phi(t)$ of the state $|\phi\rangle$, that is about the decay rate Γ_ϕ^0 of this state, as well as the energy E_ϕ^0 of the system in this state. This information can be extracted from $A(t)$. It can be done using the rigorous equation governing the time evolution in the subspace of unstable states, $\mathcal{H}_\parallel \ni |\phi\rangle_\parallel \equiv |\phi\rangle$. Such an equation follows from Schrödinger equation (9) for the total state space \mathcal{H} .

The use of the Schrödinger equation (9) allows one to find that within the problem considered

$$i\hbar \frac{\partial}{\partial t} \langle \phi | \phi(t) \rangle = \langle \phi | H | \phi(t) \rangle. \quad (11)$$

This relation leads to the conclusion that the amplitude $A(t)$ satisfies the following equation

$$i\hbar \frac{\partial A(t)}{\partial t} = h(t) A(t), \quad (12)$$

where

$$h(t) = \frac{\langle \phi | H | \phi(t) \rangle}{A(t)}, \quad (13)$$

and $h(t)$ is the effective Hamiltonian governing the time evolution in the subspace of unstable states $\mathcal{H}_\parallel = \mathbb{P}\mathcal{H}$, where $\mathbb{P} = |\phi\rangle\langle\phi|$ (see [40] and also [41, 42] and references therein). The subspace $\mathcal{H} \ominus \mathcal{H}_\parallel = \mathcal{H}_\perp \equiv \mathbb{Q}\mathcal{H}$ is the subspace of decay products. Here $\mathbb{Q} = \mathbb{I} - \mathbb{P}$. There is the following equivalent formula for $h(t)$ [40–42]

$$h(t) \equiv \frac{i\hbar}{A(t)} \frac{\partial A(t)}{\partial t}. \quad (14)$$

One meets the effective Hamiltonian $h(t)$ when one starts with the Schrödinger equation for the total state space \mathcal{H} and looks for the rigorous evolution equation

for a distinguished subspace of states $\mathcal{H}_{||} \subset \mathcal{H}$ [37, 40]. In general $h(t)$ is a complex function of time and in the case of $\mathcal{H}_{||}$ of dimension two or more the effective Hamiltonian governing the time evolution in such a subspace it is a non-hermitian matrix $H_{||}$ or non-hermitian operator. There is

$$h(t) = E_\phi(t) - \frac{i}{2}\Gamma_\phi(t), \quad (15)$$

and

$$E_\phi(t) = \Re[h(t)], \quad \Gamma_\phi(t) = -2\Im[h(t)], \quad (16)$$

are the instantaneous energy (mass) $E_\phi(t)$ and the instantaneous decay rate, $\Gamma_\phi(t)$ [40–42]. Here $\Re(z)$ and $\Im(z)$ denote the real and imaginary parts of z respectively. The relations (12), (14) and (16) are convenient when the density $\omega(E)$ is given and one wants to find the instantaneous energy $E_\phi(t)$ and decay rate $\Gamma_\phi(t)$: Inserting $\omega(E)$ into (10) one obtains the amplitude $A(t)$ and then using (14) one finds the $h(t)$ and thus $E_\phi(t)$ and $\Gamma_\phi(t)$. The simplest choice is to take $\omega(E)$ having the Breit-Wigner form

$$\omega(E) \equiv \omega_{BW}(E) \stackrel{\text{def}}{=} \frac{N}{2\pi} \frac{\Gamma_0 \Theta(E - E_{\min})}{(E - E_0)^2 + (\frac{\Gamma_0}{2})^2}, \quad (17)$$

where N is a normalization constant and $\Theta(E) = 1$ for $E \geq 0$ and $\Theta(E) = 0$ for $E < 0$. The parameters E_0 and Γ_0 correspond with the energy of the system in the unstable state and its decay rate at the exponential (or canonical) regime of the decay process. E_{\min} is the minimal (the lowest) energy of the system. Inserting $\omega_{BW}(E)$ into formula (10) for the amplitude $A(t)$ after some algebra one finds that

$$A(t) = \frac{N}{2\pi} e^{-\frac{i}{\hbar}E_0 t} I_\beta \left(\frac{\Gamma_0 t}{\hbar} \right), \quad (18)$$

where

$$I_\beta(\tau) \stackrel{\text{def}}{=} \int_{-\beta}^{\infty} \frac{1}{\eta^2 + \frac{1}{4}} e^{-i\eta\tau} d\eta. \quad (19)$$

Here $\tau = \frac{\Gamma_0 t}{\hbar} \equiv \frac{t}{\tau_0}$, τ_0 is the lifetime and $\beta = \frac{E_0 - E_{\min}}{\Gamma_0}$. The integral $I_\beta(t)$ can be expressed in terms of special functions as follows

$$I_\beta(\tau) = 2\pi e^{-\frac{\tau}{2}} + i \left\{ e^{-\frac{\tau}{2}} E_1 \left(-i(\beta - \frac{i}{2})\tau \right) - e^{+\frac{\tau}{2}} E_1 \left(-i(\beta + \frac{i}{2})\tau \right) \right\}, \quad (20)$$

where $E_1(z)$ denotes the integral-exponential function defined according to [27, 28], (z is a complex number).

Next using this $A(t)$ given by relations (18), (19) and the relation (14) defining the effective Hamiltonian

$h_\phi(t)$ one finds that within the Breit-Wigner model considered

$$h(t) = i\hbar \frac{1}{A(t)} \frac{\partial A(t)}{\partial t} = E_0 + \Gamma_0 \frac{J_\beta(\frac{\Gamma_0 t}{\hbar})}{I_\beta(\frac{\Gamma_0 t}{\hbar})}, \quad (21)$$

where

$$J_\beta(\tau) = \int_{-\beta}^{\infty} \frac{x}{x^2 + \frac{1}{4}} e^{-ix\tau} dx. \quad (22)$$

It is important to be aware of the following problem: Namely from the definition of $J_\beta(\tau)$ one can conclude that $J_\beta(0)$ is undefined ($\lim_{\tau \rightarrow 0} J_\beta(\tau) = \infty$). This is because within the model defined by the Breit-Wigner distribution of the energy density, $\omega_{BW}(E)$, the expectation value of H , that is $\langle \phi | H | \phi \rangle$ is not finite. So all the consideration based on the use of $J_\beta(\tau)$ are valid only for $\tau > 0$.

Note that simply

$$J_\beta(\tau) \equiv i \frac{\partial I_\beta(\tau)}{\partial \tau}, \quad (23)$$

which allows one to find analytical form of $J_\beta(\tau)$ having such a form for $I_\beta(\tau)$.

We need to know the energy of the system in the unstable state $|\phi\rangle$ considered. The instantaneous energy $E_\phi(t)$ of the system in the unstable state $|\phi\rangle$ is given by the relation (16). So within the Breit-Wigner model one finds that

$$E_\phi(t) = E_0 + \Gamma_0 \Re \left[\frac{J_\beta(\frac{\Gamma_0 t}{\hbar})}{I_\beta(\frac{\Gamma_0 t}{\hbar})} \right], \quad (24)$$

or, equivalently

$$\kappa(t) \stackrel{\text{def}}{=} \frac{E_\phi(t) - E_{\min}}{E_0 - E_{\min}} = 1 + \frac{1}{\beta} \Re \left[\frac{J_\beta(\frac{\Gamma_0 t}{\hbar})}{I_\beta(\frac{\Gamma_0 t}{\hbar})} \right]. \quad (25)$$

(This relation, i.e. $\kappa(t)$, was studied, for example in [43, 44]).

It is relatively simple to find asymptotic expressions $I_\beta\tau$ and $J_\beta(\tau)$ for $\tau \rightarrow \infty$ directly from (19) and (22) using, e.g., method of the integration by parts. We have for $\tau \rightarrow \infty$:

$$I_\beta(\tau) \simeq \frac{i}{\tau} \frac{e^{i\beta\tau}}{\beta^2 + \frac{1}{4}} \left\{ -1 + \frac{2\beta}{\beta^2 + \frac{1}{4}} \frac{i}{\tau} + \left[\frac{2}{\beta^2 + \frac{1}{4}} - \frac{8\beta^2}{(\beta^2 + \frac{1}{4})^2} \right] \left(\frac{i}{\tau} \right)^2 + \dots \right\} \quad (26)$$

and

$$J_\beta(\tau) \simeq \frac{i}{\tau} \frac{e^{i\beta\tau}}{\beta^2 + \frac{1}{4}} \left\{ \beta + \left[1 - \frac{2\beta^2}{\beta^2 + \frac{1}{4}} \right] \frac{i}{\tau} + \frac{\beta}{\beta^2 + \frac{1}{4}} \left[\frac{8\beta^2}{\beta^2 + \frac{1}{4}} - 6 \right] \left(\frac{i}{\tau} \right)^2 + \dots \right\}. \quad (27)$$

These two last asymptotic expressions allows one to find for $\tau \rightarrow \infty$ the asymptotic form of the ratio $\frac{J_\beta(\tau)}{I_\beta(\tau)}$ used in relations (21), (24) and (25), which has much simpler form than asymptotic expansions for $I_\beta(\tau)$ and $J_\beta(\tau)$. One finds that for $\tau \rightarrow \infty$,

$$\frac{J_\beta(\tau)}{I_\beta(\tau)} \simeq -\beta - \frac{i}{\tau} - \frac{2\beta}{\beta^2 + \frac{1}{4}} \frac{1}{\tau^2} + \dots \quad (28)$$

Starting from this asymptotic expression and formula (24) or making use of the asymptotic expansion of $E_1(z)$ [28] and (20),

$$E_1(z)|_{|z| \rightarrow \infty} \sim \frac{e^{-z}}{z} \left(1 - \frac{1}{z} + \frac{2}{z^2} - \dots \right), \quad (29)$$

where $|\arg z| < \frac{3}{2}\pi$, one finds, eg. that for $t \rightarrow \infty$,

$$E_\phi(t)|_{t \rightarrow \infty} \simeq E_{\min} - 2 \frac{E_0 - E_{\min}}{|h_\phi^0 - E_{\min}|^2} \left(\frac{\hbar}{t} \right)^2, \quad (30)$$

where $h_\phi^0 = E_0 - \frac{i}{2}\Gamma_0$. This last relation is valid for $t > T$, where T denotes the cross-over time, ie. the time when exponential and late time inverse power law contributions to the survival amplitude begin to be comparable.

Some cosmological scenario predict the possibility of decay of the Standard Model vacuum at an inflationary stage of the evolution of the universe (see eg. [45] and also [46] and reference therein) or earlier. Of course this decaying Standard Model vacuum is described by the quantum state corresponding to a local minimum of the energy density which is not the absolute minimum of the energy density of the system considered (see, eg. Fig. 1). The scenario in which false vacuum may decay at the inflationary stage of the universe corresponds with the hypothesis analyzed by Krauss and Dent [24, 25]. Namely in the mentioned papers the hypothesis that some false vacuum regions do survive well up to the cross-over time T or later was considered where T is the same cross-over time which is considered within the theory of evolving in time quantum unstable systems. The fact that the decay of the false vacuum is the quantum decay process means that state vector corresponding to the false vacuum is a quantum unstable (or metastable) state. Therefore all the general properties of quantum unstable systems must also occur in the case of such a quantum unstable state as the false vacuum. This applies in particular to such properties as late time deviations from the exponential decay law and properties of the energy $E_0^{\text{false}}(t)$ of the system in the quantum false vacuum state at late times $t > T$. In [47] it was pointed out the energy of those false vacuum regions which survived up to T and much later differs from E_0^{false} [47].

So within the cosmological scenario in which the decay of false vacuum is assumed the unstable state $|\phi\rangle$ corresponds with the false vacuum state: $|\phi\rangle = |0\rangle^{\text{false}}$. Then $|0\rangle^{\text{true}}$ is the true vacuum state, that is the state corresponding to the true minimal energy. In such a case $E_0 \rightarrow E_0^{\text{false}}$ is the energy of a state corresponding to the false vacuum measured at the canonical decay time (the exponential decay regime) and E_0^{true} is the energy of true vacuum (i.e., the true ground state of the system), so $E_0^{\text{true}} \equiv E_{\min}$. The corresponding quantum mechanical process looks as it is shown in Fig. 1. If one

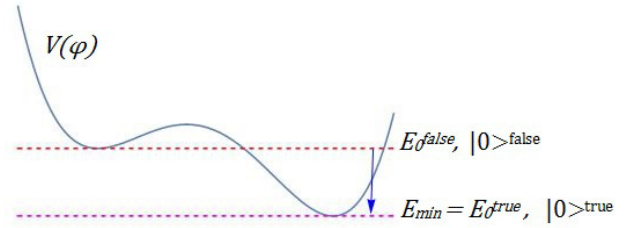


Fig. 1 Transition of the system from the false vacuum state $|0\rangle^{\text{false}}$ to the true ground state of the system, i.e. the true vacuum state $|0\rangle^{\text{true}}$. States $|0\rangle^{\text{false}}$ and $|0\rangle^{\text{true}}$ correspond to the local minimum and to the true lowest minimum of the potential $V(\varphi)$ of the scalar field φ respectively.

wants to generalize the above results obtained on the basis of quantum mechanics to quantum field theory one should take into account among others a volume factors so that survival probabilities per unit volume should be considered and similarly the energies and the decay rate: $E \mapsto \rho(E) = \frac{E}{V_0}$, $\Gamma_0 \mapsto \gamma = \frac{\Gamma_0}{V_0}$, where $V_0 = V(t_0)$ is the volume of the considered system at the initial instant t_0 , when the time evolution starts. The volume V_0 is used in these considerations because the initial unstable state $|\phi\rangle \equiv |0\rangle^{\text{false}}$ at $t = t_0 = 0$ is expanded into eigenvectors $|E\rangle$ of H at this initial instant t_0 , (where $E \in \sigma_c(H)$) and then this expansion is used to find the density of the energy distribution $\omega(E)$. It is easy to see that the mentioned changes $E \mapsto \frac{E}{V_0}$ and $\Gamma_0 \mapsto \frac{\Gamma_0}{V_0}$ do not changes integrals $I_\beta(t)$ and $J_\beta(t)$ and the relation (25). Similarly in such a situation the parameter $\beta = \frac{E_0 - E_{\min}}{\Gamma_0}$ does not changes. This means that the relations (24), (25), (30) can be replaced by corresponding relations for the densities ρ_{de} or Λ (see, eg., [43, 49, 50]). Within such an approach $E(t)$ corresponds to the running cosmological constant $\Lambda(t)$ and E_{\min} to the Λ_{bare} . The parametrization used in next Sections is based on relations (24), (25). Integrals (3), (4) introduced in Sec. 1 are obtained from (22) and (19) replacing β by $\frac{1-\alpha}{\alpha}$. Similarly solutions (5) and (6) correspond to (20) and to the function $J_\beta(\tau)$ obtained from (20) using (23).

3 Cosmological equations with

$$\rho_{\text{de}} = \Lambda_{\text{bare}} + E_{\text{R}} \left[1 + \frac{\alpha}{1-\alpha} \Re \left(\frac{J(t)}{I(t)} \right) \right]$$

The cosmological model with the parametrization of the dark energy (1) belonging to the class of parametrizations proposed in [43] after putting $E_{\text{R}} = E_0 - \Lambda_{\text{bare}}$ assumes the following form of ρ_{de} (we use units $8\pi G = c = 1$)

$$\rho_{\text{de}} = \Lambda_{\text{bare}} + E_{\text{R}} \left[1 + \frac{\alpha}{1-\alpha} \Re \left(\frac{J(t)}{I(t)} \right) \right]. \quad (31)$$

It can be introduced as the covariant theory from the following action

$$S = \int \sqrt{-g}(R + \mathcal{L}_{\text{m}}) d^4x, \quad (32)$$

where R is the Ricci scalar, \mathcal{L}_{m} is the Lagrangian for the barotropic fluid and $g_{\mu\nu}$ is the metric tensor. We assume the signature of the metric tensor as $(+, -, -, -)$ and, for the simplicity, that the constant curvature is zero (the flat model). The Ricci scalar for the Friedmann-Lemaitre-Robertson-Walker (FLRW) metric is presented by the following formula

$$R = -6 \left[\frac{\ddot{a}}{a} + \left(\frac{\dot{a}}{a} \right)^2 \right] \quad (33)$$

where a dot means the differentiation with respect to the cosmological time t .

The Lagrangian for the barotropic fluid is expressed by the formula

$$\mathcal{L}_{\text{m}} = -\rho_{\text{tot}} \left(1 + \int \frac{p_{\text{tot}}(\rho_{\text{tot}})}{\rho_{\text{tot}}^2} d\rho_{\text{tot}} \right), \quad (34)$$

where ρ_{tot} is the total density of fluid and $p_{\text{tot}}(\rho_{\text{tot}})$ is the total pressure of fluid [51]. We assume that this fluid consists of three components: the baryonic matter ρ_{b} , the dark matter ρ_{dm} and the dark energy ρ_{de} . We treat the baryonic matter and the dark matter like dust. In consequence the equations of state for them are following: $p_{\text{b}}(\rho_{\text{b}}) = 0$ and $p_{\text{dm}}(\rho_{\text{dm}}) = 0$. The equation of state for the dark energy is assumed in the form $p_{\text{de}}(\rho_{\text{de}}) = -\rho_{\text{de}}$.

Of course, the total density is expressed by $\rho_{\text{tot}} = \rho_{\text{b}} + \rho_{\text{dm}} + \rho_{\text{de}}$ and the total pressure is expressed by $p_{\text{tot}}(\rho_{\text{tot}}) = p_{\text{de}}(\rho_{\text{de}}) = -\rho_{\text{de}}$.

We can find the Einstein equations using calculus of variations method by variation action (32) by the metric $g_{\mu\nu}$. Then we get two equations: the Friedmann equation

$$3H^2 = 3\frac{\dot{a}^2}{a^2} = \rho_{\text{tot}} = \rho_{\text{b}} + \rho_{\text{dm}} + \rho_{\text{de}}, \quad (35)$$

where $H = \frac{\dot{a}}{a}$ is the Hubble function, and the acceleration equation

$$\frac{\ddot{a}}{a} = -\frac{1}{6}(\rho_{\text{tot}} + 3p_{\text{tot}}(\rho_{\text{tot}})) = \rho_{\text{b}} + \rho_{\text{dm}} - 2\rho_{\text{de}}. \quad (36)$$

From Eqs. (35) and (36) we can get the conservation equation

$$\dot{\rho}_{\text{tot}} = -3H(\rho_{\text{tot}} + p_{\text{tot}}(\rho_{\text{tot}})). \quad (37)$$

The above equation can be rewritten as

$$\dot{\rho}_{\text{m}} = -3H\rho_{\text{m}} - \dot{\rho}_{\text{de}}, \quad (38)$$

where $\rho_{\text{m}} = \rho_{\text{b}} + \rho_{\text{dm}}$.

Let Q is the interaction between the dark matter and the dark energy. Then Eq. (38) is equivalent the following equations

$$\dot{\rho}_{\text{b}} = -3H\rho_{\text{b}}, \quad (39)$$

$$\dot{\rho}_{\text{dm}} = -3H\rho_{\text{dm}} + Q \quad (40)$$

and

$$\dot{\rho}_{\text{de}} = -Q, \quad (41)$$

where the interaction Q is defined by Eq. (41). The interaction between the dark matter and the dark energy can be interpreted as the energy transfer in the dark sector. If $Q > 0$ then the energy flow is from the dark energy to the dark matter. If $Q < 0$ then the energy flow is from the dark matter to the dark energy.

For the description of the evolution of the universe is necessary to use the Friedmann equation (35) and the conservation equation (38). These formulas can be rewritten in dimensionless parameters. Let $\Omega_{\text{m}} = \frac{\rho_{\text{m}}}{3H_0^2}$ and $\Omega_{\text{de}} = \frac{\rho_{\text{de}}}{3H_0^2}$, where H_0 is the present value of the Hubble function. Then from Eqs. (35) and (38), we get

$$\frac{H^2}{H_0^2} = \Omega_{\text{m}} + \Omega_{\text{de}} \quad (42)$$

and

$$\dot{\Omega}_{\text{m}} = -3H\Omega_{\text{m}} - \dot{\Omega}_{\text{de}}. \quad (43)$$

The above equations are sufficient to find the behavior of the matter, the dark energy, the Hubble function and the scale factor as a function of the cosmological time. We cannot find the exact solutions because these equations are too complicated. In this case we should search for numerical solutions. The behavior of the dark energy, is presented in Figs. 2 and 3. Fig. 2 shows the diagram of the dependence $\Omega_{\text{de}}(\tau)$ with respect of the rescaled time τ for $\alpha = 10^{-105}$ and $\frac{E_0}{3H_0^2} = 10^{120}$. On the diagram we can see the beginning value of the dark

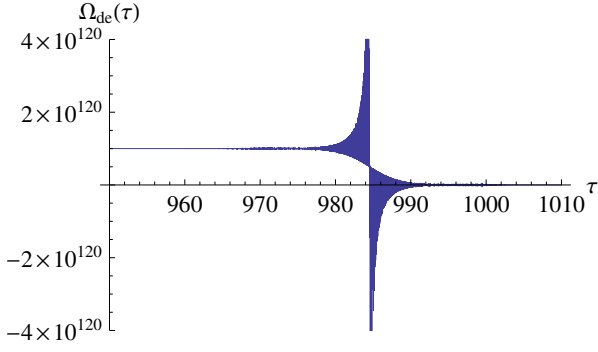


Fig. 2 The dependence $\Omega_{de}(\tau)$ for $\alpha = 10^{-105}$ and $\frac{E_0}{3H_0^2} = 10^{120}$. The rescaled time τ is given in unit $[1.3 \times 10^{-40} \text{s}]$.

energy density, which is equal $\Omega_{de} \approx 10^{120}$, is reduced to the present value of the dark energy density, which is $\Omega_{de} \approx 0.7$. This final value of Ω_{de} does not depend on the values of parameters α and $\frac{E_0}{3H_0^2}$. Therefore, this mechanism makes an attempt the cosmological constant problem. For the late time dark energy can be treated as the cosmological constant. The characteristic of the intermediate oscillatory regime is depending on the parameter α . With the increasing value of α the number of oscillations, their amplitude, their period as well as the length of this regime decreases. If $\alpha > 0.4$ then oscillations begin to disappear and the value of Ω_{de} jumps to the constant value of 0.7.

Fig. 3 shows the diagram of the dependence $\Omega_{de}(\tau)$ during the intermediate phase of damped oscillations with respect of the time τ for $\alpha = 10^{-105}$ and $\frac{E_0}{3H_0^2} = 10^{120}$. Note that the dark energy oscillates and the amplitude of oscillations decreases with the time. In consequence the dark energy can be treated as the cosmological constant after the intermediate phase of oscillations. Fig. 4 shows the diagrams of the dependence $\Omega_{de}(\tau)$ with respect of the time τ for different values of α ($\alpha = 0.2, 0.4, 0.8$) and $\frac{E_0}{3H_0^2} = 10^{120}$. This figure presents how the evolution of $\Omega_{de}(\tau)$ is depended on α parameter. Note that the oscillations disappear for $\alpha > 0.4$.

In general, if α decreases then times when oscillatory regime takes place increase. This means that passage from the very high energies to the extremely small energies, which takes place at the oscillatory regime, moves in the direction of increasing time with decreasing α and for suitable small value of α this oscillatory regime can occur at relatively late times.

Figure 5 presents the evolution of $\frac{d\Omega_{de}}{d\tau}$. The evolution of the matter is demonstrated in Fig. 6 and the Hubble function, is presented in Fig. 7. The diagram of the scale factor with respect to the cosmological time is presented in Fig. 8.

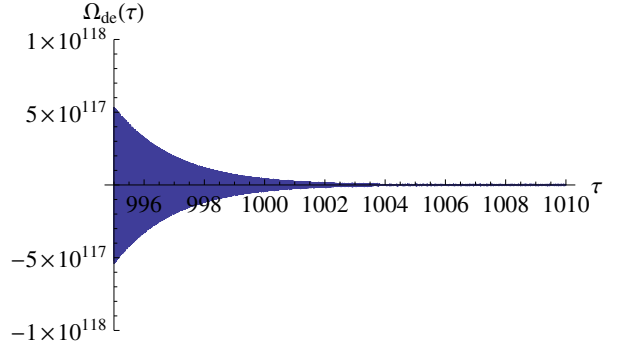


Fig. 3 The dependence $\Omega_{de}(\tau)$ during the intermediate phase of damped oscillations for $\alpha = 10^{-105}$ and $\frac{E_0}{3H_0^2} = 10^{120}$. The rescaled time τ is given in unit $[1.3 \times 10^{-40} \text{s}]$.

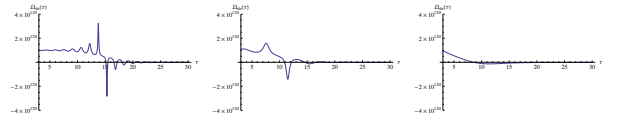


Fig. 4 The dependence $\Omega_{de}(\tau)$ for $\alpha = 0.2$ (left figure) and $\alpha = 0.4$ (medium figure) and $\alpha = 0.8$ (right figure) and $\frac{E_0}{3H_0^2} = 10^{120}$. The rescaled time τ for the left figure is given in unit $[5.3 \times 10^{-145} \text{s}]$, for the center figure is given in unit $[2.0 \times 10^{-145} \text{s}]$ and for the right figure is given in unit $[3.3 \times 10^{-146} \text{s}]$

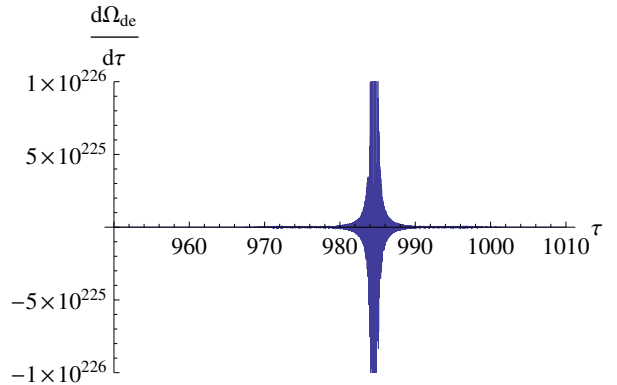


Fig. 5 The dependence $\frac{d\Omega_{de}}{d\tau}(\tau)$ for $\alpha = 10^{-105}$ and $\frac{E_0}{3H_0^2} = 10^{120}$. Note that for the negative value of $\frac{d\Omega_{de}}{d\tau}$, the energy is transferred from the dark energy to the dark matter and for the positive value of $\frac{d\Omega_{de}}{d\tau}$, the energy is transferred from the dark matter to the dark energy. The rescaled time τ is given in unit $[1.3 \times 10^{-40} \text{s}]$.

We have $\tau = \frac{\alpha(E_0 - \Lambda_{bare})}{\hbar(1-\alpha)} V_0 t$ therefore if the value of the parameter α increases than the damping of oscillations should be also increased. In the limiting case, if α is equal zero then we get the Λ CDM model. This last conclusion can be easily drawn analyzing the late time properties of ρ_{de} .

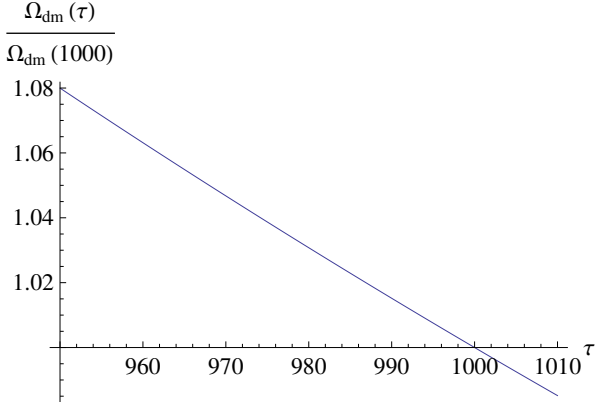


Fig. 6 The dependence Ω_{dm} for $\alpha = 10^{-105}$ and $\frac{E_0}{3H_0^2} = 10^{120}$. We include influence of the radiation for the evolution of the matter. Note that the dark energy has the negligible influence for the evolution of the matter. The rescaled time τ is given in unit $[1.3 \times 10^{-40} \text{s}]$.

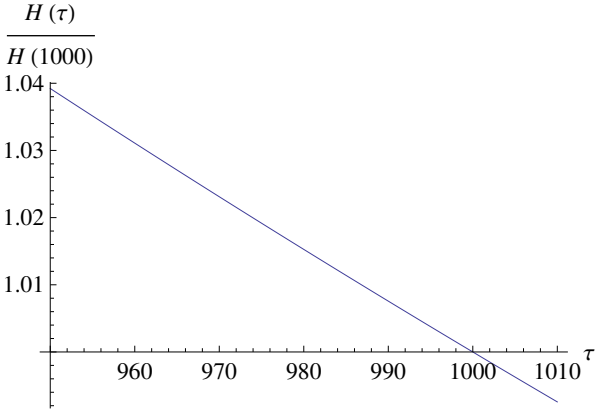


Fig. 7 The dependence $H(\tau)$ for $\alpha = 10^{-105}$ and $\frac{E_0}{3H_0^2} = 10^{120}$. We include influence of the radiation for the evolution of the Hubble function. Note that dark energy has the negligible influence for the evolution of the Hubble function. The rescaled time τ is given in unit $[1.3 \times 10^{-40} \text{s}]$.

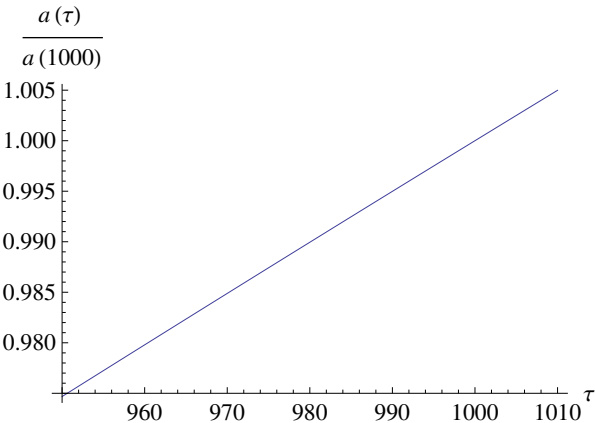


Fig. 8 The dependence $a(\tau)$ for $\alpha = 10^{-105}$ and $\frac{E_0}{3H_0^2} = 10^{120}$. We include the influence of the radiation for the evolution of the scale factor. Note that dark energy has the negligible influence for the evolution of the scale factor. The rescaled time τ is given in unit $[1.3 \times 10^{-40} \text{s}]$.

For the late time, $\tau \rightarrow \infty$, according to the relation (28), the parametrization of dark energy (31) can be approximated by the following expression

$$\rho_{\text{de}} = \Lambda_{\text{bare}} - 2E_{\text{R}} \frac{\alpha^2}{(1-\alpha)^2 + \frac{\alpha^2}{4}} \frac{1}{\tau^2} + \dots \quad (44)$$

From this relation the important observation follows: For any $\alpha > 0$ the Λ CDM model is the limiting case, when $\tau \rightarrow \infty$, of the our model. So for very, very late times results obtained within our model and within Λ CDM model have to coincide. This parametrization of the dark energy was considered in [50, 52, 53].

The dark energy is significantly lower than the energy density of matter in the early universe, which has a consequence that the transfer to the dark sector is negligible (see Fig. 5). Our model makes an attempt the cosmological constant problem. In general, the amplitude of oscillations of the dark energy decreases with time.

Thus for the late time universe, oscillations are negligible and the dark energy has the form of the cosmological constant.

The conservation equation for the dark energy (41) can be rewritten as

$$\dot{\rho}_{\text{de}} = -3H(\rho_{\text{de}} + p_{\text{de}}), \quad (45)$$

where p_{de} is an effective pressure of the dark energy. In this case the equation of state for the dark energy is expressed by the following formula

$$p_{\text{de}} = w(t)\rho_{\text{de}}, \quad (46)$$

where the function $w(t)$ is given by the expression

$$w(t) = -1 - \frac{\dot{\rho}_{\text{de}}}{\sqrt{3}\sqrt{\rho_{\text{m}} + \rho_{\text{de}}}\rho_{\text{de}}} = -1 - \frac{1}{3H} \frac{d \ln \rho_{\text{de}}}{dt}. \quad (47)$$

The diagram of coefficient equation of state $w(t)$ is presented in Fig. 9. The function $w(t)$, for the late time, is a constant and equal -1 which means that it describes the cosmological constant parameter. Note that the function $w(t)$ is also equal -1 which means that ρ_{de} is constant as a consequence of the conservation condition (transfer between sectors is negligible). Therefore, the energy transfer is an effective process only during intermediate oscillation period (quantum regime).

Let $\rho_{\text{de}} \gg \rho_{\text{m}}$. Then our model predicts an inflation. The formula for e-foldings $N = H_{\text{init}}(t_{\text{fin}} - t_{\text{init}})$ (see [54]) gets the following expression for our model

$$N = \sqrt{\frac{E_0}{3}}(t_{\text{fin}} - t_{\text{init}}), \quad (48)$$

where $t_{\text{init}} \approx 0$ and t_{fin} is the time of appearing of the intermediate phase of oscillations. Figure 10 presents the evolution of the scale factor a with respect to the cosmological time during the inflation.

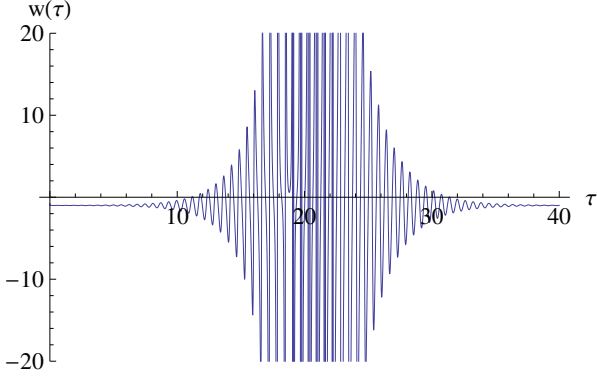


Fig. 9 The typical dependence $w(\tau)$. This example is for $\alpha = 0.09$ and $\frac{E_0}{3H_0^2} = 10^{120}$. Note that after the intermediate phase of oscillations, the function $w(\tau)$ can be treated as a constant, which is equal -1 . The rescaled time τ is given in unit $[1.3 \times 10^{-144} \text{s}]$.

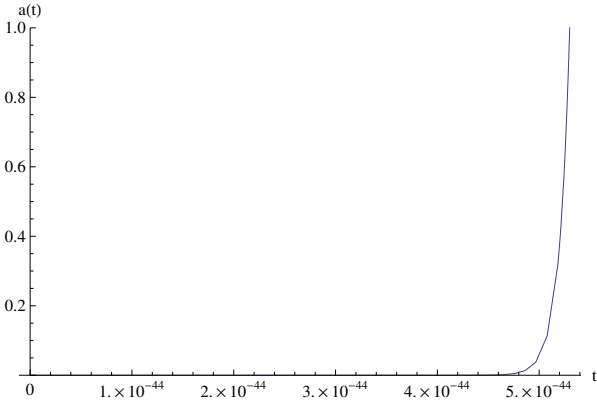


Fig. 10 The dependence $a(t)$ for $\frac{E_0}{3H_0^2} = 2 \times 10^{125}$. We assume that $\rho_{\text{de}} \gg \rho_{\text{m}}$ and the intermediate phase of oscillations is after the Planck epoch. Note that, for the above assumptions, an inflation appears after the Planck epoch. The characteristic number of e-foldings of this inflation is equal 53 here. The cosmological time t is given in seconds.

4 Statistical analysis

To estimate the model parameters we use the astronomical observations such as the supernovae of type Ia (SNIa), BAO, measurements of $H(z)$ for galaxies, the Alcock-Paczynski test and the measurements CMB.

The data of supernovae of type Ia, which were used in this paper, are taken from the Union 2.1 dataset [55]. In this context we use the following likelihood function

$$\ln L_{\text{SNIa}} = -\frac{1}{2}[A - B^2/C + \log(C/(2\pi))], \quad (49)$$

where $A = (\mu^{\text{obs}} - \mu^{\text{th}})\mathbb{C}^{-1}(\mu^{\text{obs}} - \mu^{\text{th}})$, $B = \mathbb{C}^{-1}(\mu^{\text{obs}} - \mu^{\text{th}})$, $C = \text{Tr}\mathbb{C}^{-1}$ and \mathbb{C} is a covariance matrix for SNIa. The observer distance modulus μ^{obs} is defined by the formula $\mu^{\text{obs}} = m - M$ (where m is the apparent magnitude and M is the absolute magnitude of

Table 1 The best fit and errors for the estimated model for SNIa+BAO+ $H(z)$ +AP+CMB test with H_0 from the interval (66.0, 72.0), $\Omega_{\text{m},0}$ from the interval (0.27, 0.34). $\Omega_{\text{b},0}$ is assumed as 0.048468.

parameter	best fit	68% CL	95% CL
H_0	68.82 km/(s Mpc)	+0.61 -0.55	+0.98 -0.92
$\Omega_{\text{m},0}$	0.3009	+0.0079 -0.0084	+0.0133 -0.0134

SNIa). The theoretical distance modulus is given by $\mu^{\text{th}} = 5 \log_{10} D_L + 25$ (where the luminosity distance is $D_L = c(1+z) \int_0^z \frac{dz'}{H(z')}$).

We use the following BAO data: Sloan Digital Sky Survey Release 7 (SDSS DR7) dataset at $z = 0.275$ [56], 6dF Galaxy Redshift Survey measurements at redshift $z = 0.1$ [57], and WiggleZ measurements at redshift $z = 0.44, 0.60, 0.73$ [58]. The likelihood function is defined by the expression

$$\ln L_{\text{BAO}} = -\frac{1}{2} \left(\mathbf{d}^{\text{obs}} - \frac{r_s(z_d)}{D_V(\mathbf{z})} \right) \mathbb{C}^{-1} \left(\mathbf{d}^{\text{obs}} - \frac{r_s(z_d)}{D_V(\mathbf{z})} \right), \quad (50)$$

where $r_s(z_d)$ is the sound horizon at the drag epoch [59, 60].

Measurements of the Hubble parameter $H(z)$ of galaxies were taken from [61–63]. The likelihood function is given by the following formula

$$\ln L_{H(z)} = -\frac{1}{2} \sum_{i=1}^N \left(\frac{H(z_i)^{\text{obs}} - H(z_i)^{\text{th}}}{\sigma_i} \right)^2. \quad (51)$$

The likelihood function for the Alcock-Paczynski test [64, 65] has the following form

$$\ln L_{\text{AP}} = -\frac{1}{2} \sum_i \frac{(AP^{\text{th}}(z_i) - AP^{\text{obs}}(z_i))^2}{\sigma^2}. \quad (52)$$

where $AP(z)^{\text{th}} \equiv \frac{H(z)}{z} \int_0^z \frac{dz'}{H(z')}$ and $AP(z_i)^{\text{obs}}$ are observational data [66–74].

In this paper, the likelihood function for the measurements of CMB [75] and lensing by Planck, and low- ℓ polarization from the WMAP (WP) has the following form

$$\ln L_{\text{CMB+lensing}} = -\frac{1}{2} (\mathbf{x}^{\text{th}} - \mathbf{x}^{\text{obs}}) \mathbb{C}^{-1} (\mathbf{x}^{\text{th}} - \mathbf{x}^{\text{obs}}), \quad (53)$$

where \mathbb{C} is the covariance matrix with the errors, \mathbf{x} is a vector of the acoustic scale l_A , the shift parameter R

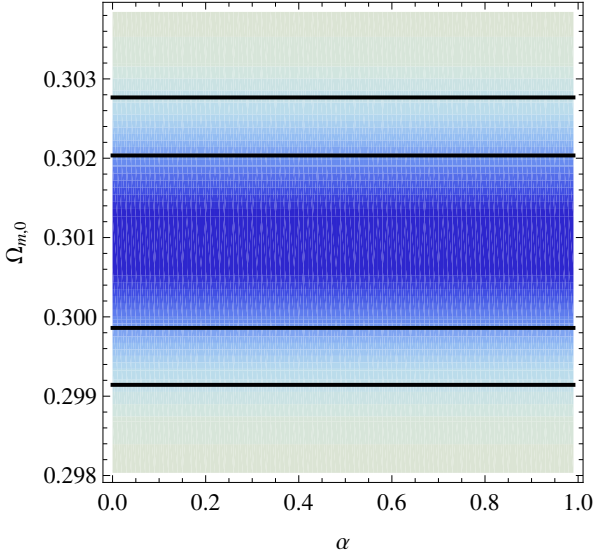


Fig. 11 The intersection of the likelihood function of two model parameters $(\Omega_{m,0}, \alpha)$, with the marked 68% and 95% confidence levels. The plane of the intersection is the best fit of H_0 ($H_0 = 68.82 \left[\frac{\text{km}}{\text{s} \times \text{Mpc}} \right]$). We assumed that $E_0/(3H_0^2)$ is equal 10^{120} , but changing of the value of $E_0/(3H_0^2)$ does not influence for results. Note that the values of the likelihood function are not sensitive to changing of α parameter.

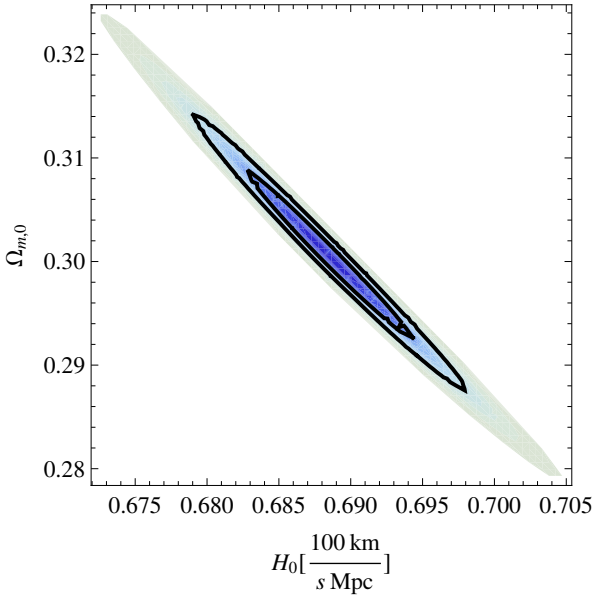


Fig. 12 The intersection of the likelihood function of two model parameters $(\Omega_{m,0}, H_0)$, with the marked 68% and 95% confidence levels. The plane of the intersection is $\alpha = 0.5$ and $E_0 = 10^{120}$.

and $\Omega_b h^2$ where

$$l_A = \frac{\pi}{r_s(z^*)} c \int_0^{z^*} \frac{dz'}{H(z')} \quad (54)$$

$$R = \sqrt{\Omega_{m,0} H_0^2} \int_0^{z^*} \frac{dz'}{H(z')}, \quad (55)$$

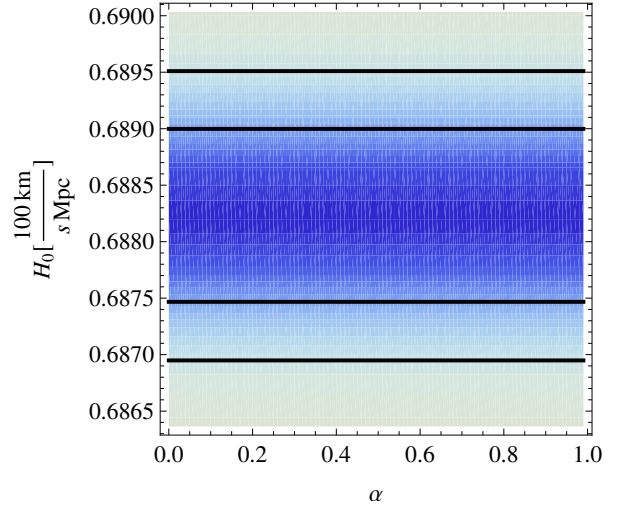


Fig. 13 The intersection of the likelihood function of two model parameters (H_0, α) , with the marked 68% and 95% confidence levels. The plane of the intersection is the best fit of $\Omega_{m,0}$ ($\Omega_{m,0} = 0.3009$). We assumed that $E_0/(3H_0^2)$ is equal 10^{120} , but changing of the value of $E_0/(3H_0^2)$ does not influence for results. Note that the values of the likelihood function are not sensitive to changing of α parameter.

where z^* is the redshift of the epoch of the recombination [59].

In this paper, the final formula for likelihood function is given in the following form

$$L_{\text{tot}} = L_{\text{SNIa}} L_{\text{BAO}} L_{\text{AP}} L_{H(z)} L_{\text{CMB+lensing}}. \quad (56)$$

The statistical analysis was done by our own code CosmoDarkBox. This code uses the Metropolis-Hastings algorithm [76, 77].

We estimated four cosmological parameters: H_0 , $\Omega_{m,0}$, α and E_0 parameter. Our statistical results are completed in Table 1. We present intersections of the likelihood function with 68% and 95% confidence level projections in Figs. 11-14. PDF diagrams for α and $\frac{E_0}{3H_0^2}$ are presented in Figs. 15-16.

The values of the likelihood function are not almost sensitive to changing of α and E_0 parameter. The possible changing of the values of the likelihood function are beyond abilities of numerical methods. This fact can be interpreted as the lack of sensitive of the present evolution of the universe for changing of α and E_0 parameter. The best fit values of H_0 and Ω_m for our model are equivalent of the best fit values for the Λ CDM model.

5 Conclusion

The main goal of our paper was to analyze the cosmological model with the running dark energy as well as the dark matter and the baryonic matter in the dust

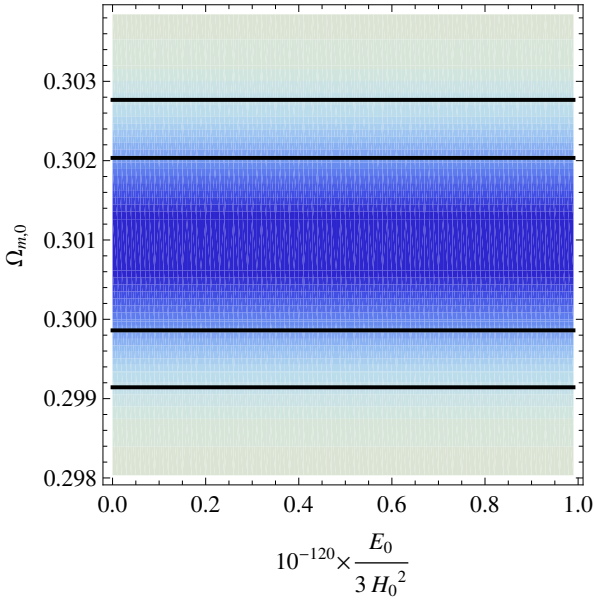


Fig. 14 The intersection of the likelihood function of two model parameters $(\Omega_{m,0}, \frac{E_0}{3H_0^2})$, with the marked 68% and 95% confidence levels. The plane of the intersection is the best fit of H_0 ($H_0 = 68.82 \left[\frac{\text{km}}{\text{s} \times \text{Mpc}} \right]$). We assumed that α is equal 0.1, but changing of the value of α does not influence for results. Note that the values of the likelihood function are not sensitive to changing of $\frac{E_0}{3H_0^2}$.

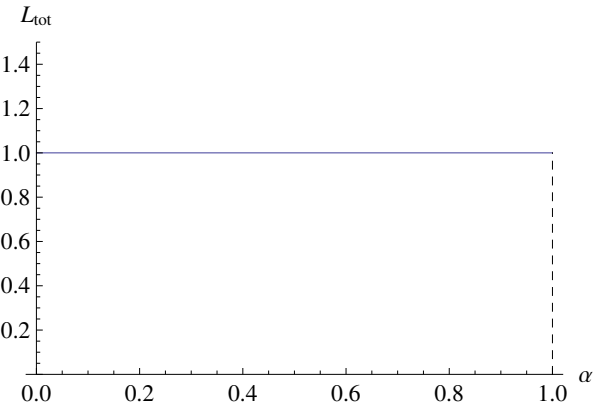


Fig. 15 Diagram of PDF for parameter α obtained as an intersection of the likelihood function. Two planes of intersection likelihood function are $H_0 = 68.82 \left[\frac{\text{km}}{\text{s} \times \text{Mpc}} \right]$ and $\Omega_{m,0} = 0.3009$. The planes of intersection are constructed from the best fitting value of the model parameters. We assume the value of α from the interval $(0, 1)$. Note that the values of the likelihood function are not sensitive to changing of α .

form. We considered the evolution of the dark energy using the fact that the decay of false vacuum to the true vacuum is the quantum decay process. From the cosmological point of view this model was formulated in terms of the cosmological model with the interaction between the dark matter and the dark energy.

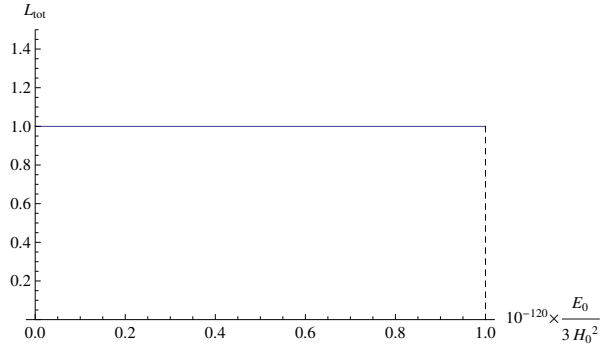


Fig. 16 Diagram of PDF for $\frac{E_0}{3H_0^2}$ obtained as an intersection of the likelihood function. Two planes of intersection likelihood function are $H_0 = 68.82 \left[\frac{\text{km}}{\text{s} \times \text{Mpc}} \right]$ and $\Omega_{m,0} = 0.3009$. The planes of intersection are constructed from the best fitting value of the model parameters. We assume the value of $\frac{E_0}{3H_0^2}$ from the interval $(0, 10^{120})$. Note that the values of the likelihood function are not sensitive to changing of $\frac{E_0}{3H_0^2}$.

We detected the intermediate phase of oscillations between phases of the constant dark energy. The preceding phase has $\rho_{\text{de}} = E_0$ and the following phase has $\rho_{\text{de}} = \Lambda_{\text{bare}}$. Defining this class of models parametrized with α (the deviation from the Λ CDM model) we have found two different types of dynamical behaviour. Independently of $0 < \alpha < 1$ there is a universal mechanism of jumping of the value of energy density of dark energy from the initial value of $E_0 = 10^{120}$ to present value of the cosmological constant of 0.7.

During this epoch there is the oscillatory behaviour of energy density of dark energy as well as its coefficient equation of state. In this intermediate regime the amplitude of oscillatory increases, then there is a jump down followed by the decreasing oscillations. This kind of oscillation appears for $0 < \alpha < 0.4$. The number, period and amplitude of oscillations as well as the length of this intermediate regime decreases as the parameter α grows. For $\alpha > 0.4$ the oscillations disappear and only the jump down of energy density of dark energy remains. The jump down mechanism is independent from the parameter α value, which leads to solving the cosmological constant problem.

In the early Universe the energy density of dark energy is significantly lower than the energy density of dark matter, therefore the change of energy density of the dark matter, which is caused by energy transfer in the dark sector, is negligible.

While our model make an attempt of an explanation of the cosmological constant problem, the coincidence problem is still open as we forced the model to have an exit on the present value of the cosmological constant. In the early Universe, the dark energy oscillates. But the amplitude of oscillations decreases with time. In

consequence for the late time Universe, oscillations are negligible and the dark energy can be described as the cosmological constant. Unfortunately our model cannot explain why the present value of dark energy and matter are comparable.

From the statistical analysis of the model we found that the model is generic in the sense that independently of the values of the parameters α and E_0 we can obtain the present value of the energy density of the dark energy. Therefore, the Λ CDM model is an attractor which the all models with different values of parameters α and E_0 can reach at. The final interval of evolution for which we have data at dispose is identical for whole class of models, therefore it is impossible to find best-fitted values of model parameters and indicate one model (degeneration problem).

As it should be expected it is difficult to discriminate the parameters of early state of the universe as there is no data for very high redshift. In Fig. 15 and 16 the likelihood functions for parameters of interest are flat, so there is no best fit value. That's why we take calibrated values of these parameters for further analysis in this paper. We assume that false vacuum energy is 10^{120} as is indicated from the quantum field theory. On other hand the parameter α should be chosen to get the decaying process of false vacuum to take place after the Planck era.

Acknowledgements The work has been supported by Polish National Science Centre (NCN), project DEC-2013/09/B/ST2/03455.

References

1. J. Polchinski, in *The Quantum Structure of Space and Time: Proceedings of the 23rd Solvay Conference on Physics. Brussels, Belgium. 1-3 December 2005* (2006), pp. 216–236
2. S. Weinberg, *Rev. Mod. Phys.* **61**, 1 (1989). DOI 10.1103/RevModPhys.61.1
3. S.M. Carroll, W.H. Press, E.L. Turner, *Ann. Rev. Astron. Astrophys.* **30**, 499 (1992). DOI 10.1146/annurev.aa.30.090192.002435
4. A.D. Dolgov, in *Phase transitions in cosmology. Proceedings, 4th Cosmology Colloquium, Euroconference, Paris, France, June 4-9, 1997* (1997), pp. 161–175. URL <http://alice.cern.ch/format/showfull?sysnb=0254991>
5. V. Sahni, A.A. Starobinsky, *Int. J. Mod. Phys. D* **9**, 373 (2000)
6. N. Straumann, *Eur. J. Phys.* **20**, 419 (1999). DOI 10.1088/0143-0807/20/6/307
7. S. Weinberg, in *Sources and detection of dark matter and dark energy in the universe. Proceedings, 4th International Symposium, DM 2000, Marina del Rey, USA, February 23-25, 2000* (2000), pp. 18–26. URL <http://www.slac.stanford.edu/spires/find/books/www?cl=QB461:I57:2000>
8. S.M. Carroll, *Living Rev. Rel.* **4**, 1 (2001). DOI 10.12942/lrr-2001-1
9. S.E. Rugh, H. Zinkernagel, *Stud. Hist. Phil. Sci.* **B33**, 663 (2002). DOI 10.1016/S1355-2198(02)00033-3
10. T. Padmanabhan, *Phys. Rept.* **380**, 235 (2003). DOI 10.1016/S0370-1573(03)00120-0
11. J. Yokoyama, in *Proceedings, 12th Workshop on General Relativity and Gravitation (JGRG12): Tokyo, Japan, November 25-28, 2002* (2003). URL <http://alice.cern.ch/format/showfull?sysnb=2376595>
12. S. Sarkar, *Curr. Sci.* **88**, 2120 (2005)
13. E.J. Copeland, M. Sami, S. Tsujikawa, *Int. J. Mod. Phys. D* **15**, 1753 (2006). DOI 10.1142/S021827180600942X
14. M. Szydlowski, *Phys. Rev. D* **91**(12), 123538 (2015). DOI 10.1103/PhysRevD.91.123538
15. R. Bousso, D. Harlow, L. Senatore, *Phys. Rev. D* **91**(8), 083527 (2015). DOI 10.1103/PhysRevD.91.083527
16. R. Bousso, D. Harlow, L. Senatore, *JCAP* **1412**(12), 019 (2014). DOI 10.1088/1475-7516/2014/12/019
17. S.R. Coleman, *Phys. Rev. D* **15**, 2929 (1977). DOI 10.1103/PhysRevD.15.2929, 10.1103/PhysRevD.16.1248. [Erratum: *Phys. Rev. D* 16, 1248 (1977)]
18. C.G. Callan, Jr., S.R. Coleman, *Phys. Rev. D* **16**, 1762 (1977). DOI 10.1103/PhysRevD.16.1762
19. S.R. Coleman, F. De Luccia, *Phys. Rev. D* **21**, 3305 (1980). DOI 10.1103/PhysRevD.21.3305
20. A. Kobakhidze, A. Spencer-Smith, *Phys. Lett. B* **722**, 130 (2013). DOI 10.1016/j.physletb.2013.04.013
21. G. Degrassi, S. Di Vita, J. Elias-Miro, J.R. Espinosa, G.F. Giudice, G. Isidori, A. Strumia, *JHEP* **08**, 098 (2012). DOI 10.1007/JHEP08(2012)098
22. J. Elias-Miro, J.R. Espinosa, G.F. Giudice, G. Isidori, A. Riotto, A. Strumia, *Phys. Lett. B* **709**, 222 (2012). DOI 10.1016/j.physletb.2012.02.013
23. W. Chao, M. Gonderinger, M.J. Ramsey-Musolf, *Phys. Rev. D* **86**, 113017 (2012). DOI 10.1103/PhysRevD.86.113017
24. L.M. Krauss, J. Dent, *Phys. Rev. Lett.* **100**, 171301 (2008). DOI 10.1103/PhysRevLett.100.171301

25. L.M. Krauss, J. Dent, G.D. Starkman, *Int. J. Mod. Phys. D* **17**, 2501 (2009). DOI 10.1142/S021827180801400X
26. S. Winitzki, *Phys. Rev. D* **77**, 063508 (2008). DOI 10.1103/PhysRevD.77.063508
27. *NIST Handbook of Mathematical Functions*, ed. by F. W. J. Olver, D. W. Lozier, R. F. Boisvert, C. W. Clark, National Institute of Standards and Technology, Cambridge University Press, Cambridge (2010).
28. *Handbook of Mathematical Functions*, ed. by M. Abramowitz, I. A. Stegun, National Bureau of Standards, Appl. Math. Ser. No. 55, U.S. G.P.O., Washington, D.C. (1964).
29. N. S. Krylov, V. A. Fock, *Zh. Eksp. Teor. Fiz.* **17**, 93, (1947) [in Russian].
30. V. A. Fock, *Fundamentals of Quantum mechanics*, Mir Publishers, Moscow (1978).
31. L. Fonda, G.C. Ghirardi, A. Rimini, *Rept. Prog. Phys.* **41**, 587 (1978). DOI 10.1088/0034-4885/41/4/003
32. L. A. Khal'fin, *Zh. Eksp. Teor. Fiz. (USSR)* **33**, 1371, (1957) [in Russian]; [*Sov. Phys. — JETP* **6**, 1053 (1958)].
33. N.G. Kelkar, M. Nowakowski, *J. Phys. A* **43**, 385308 (2010). DOI 10.1088/1751-8113/43/38/385308
34. J. Martorell, J. G. Muga, D. W. L. Sprung, in: *Time in Quantum Mechanics Vol. 2*, ed. by G. Muga, A. Ruschhaupt, and A. del Campo, *Lect. Notes Phys.*, **789**, Springer, Berlin (2009) p. 329.
35. E. Torrontegui, J. G. Muga, J. Martorell, D. W. L. Sprung, *Advances in Quantum Chemistry* **60**, 485, (2010).
36. G. Garcia-Calderon, R. Romo, J. Villavicencio, *Phys. Rev. B* **76**, 035340, (2007).
37. F. Giraldi, *Eur. Phys. J. D* **69**, 5, (2015).
38. F. Giacosa, *Found. Phys.* **42**, 1262 (2012). DOI 10.1007/s10701-012-9667-3
39. M. L. Goldberger, K. M. Watson, *Collision theory*, Wiley, New York, N.Y. (1964).
40. K. Urbanowski, *Phys. Rev. A* **50**, 2847, (1994).
41. K. Urbanowski, *Eur. Phys. J. C* **58**, 151 (2008). DOI 10.1140/epjc/s10052-008-0725-0
42. K. Urbanowski, *Cent. Eur. J. Phys.* **7**, 696, (2009). DOI 10.2478/s11534-009-0053-5
43. K. Urbanowski, *Theor. Math. Phys.* **190**(3), 458 (2017). DOI 10.1134/S0040577917030151
44. K. Urbanowski, K. Raczyńska, *Phys. Lett. B* **731**, 236 (2014). DOI 10.1016/j.physletb.2014.02.043
45. V. Branchina, E. Messina, *Phys. Rev. Lett.* **111**, 241801 (2013). DOI 10.1103/PhysRevLett.111.241801
46. F. Bezrukov, M. Shaposhnikov, *Comptes Rendus Physique* **16**, 994, (2015).
47. K. Urbanowski, *Phys. Rev. Lett.* **107**, 209001 (2011). DOI 10.1103/PhysRevLett.107.209001
48. K. Urbanowski, *Eur. Phys. J. D* **54**, 25, (2009).
49. K. Urbanowski, M. Szydłowski, *AIP Conf. Proc.* **1514**, 143 (2012). DOI 10.1063/1.4791743
50. M. Szydłowski, A. Stachowski, K. Urbanowski, *Journal of Physics: Conference Series* **626**, 012033, (2015).
51. O. Minazzoli, T. Harko, *Phys. Rev. D* **86**, 087502 (2012). DOI 10.1103/PhysRevD.86.087502
52. M. Szydłowski, A. Stachowski, *JCAP* **1510**(10), 066 (2015). DOI 10.1088/1475-7516/2015/10/066
53. M. Szydłowski, A. Stachowski, *Phys. Dark Univ.* **15**, 96 (2017). DOI 10.1016/j.dark.2017.01.002
54. A. De Felice, S. Tsujikawa, *Living Rev. Rel.* **13**, 3 (2010). DOI 10.12942/lrr-2010-3
55. N. Suzuki, et al., *Astrophys. J.* **746**, 85 (2012). DOI 10.1088/0004-637X/746/1/85
56. W.J. Percival, et al., *Mon. Not. Roy. Astron. Soc.* **401**, 2148 (2010). DOI 10.1111/j.1365-2966.2009.15812.x
57. F. Beutler, C. Blake, M. Colless, D.H. Jones, L. Staveley-Smith, L. Campbell, Q. Parker, W. Saunders, F. Watson, *Mon. Not. Roy. Astron. Soc.* **416**, 3017 (2011). DOI 10.1111/j.1365-2966.2011.19250.x
58. C. Blake, et al., *Mon. Not. Roy. Astron. Soc.* **425**, 405 (2012). DOI 10.1111/j.1365-2966.2012.21473.x
59. W. Hu, N. Sugiyama, *Astrophys. J.* **471**, 542 (1996). DOI 10.1086/177989
60. D.J. Eisenstein, W. Hu, *Astrophys. J.* **496**, 605 (1998). DOI 10.1086/305424
61. J. Simon, L. Verde, R. Jimenez, *Phys. Rev. D* **71**, 123001 (2005). DOI 10.1103/PhysRevD.71.123001
62. D. Stern, R. Jimenez, L. Verde, M. Kamionkowski, S.A. Stanford, *JCAP* **1002**, 008 (2010). DOI 10.1088/1475-7516/2010/02/008
63. M. Moresco, et al., *JCAP* **1208**, 006 (2012). DOI 10.1088/1475-7516/2012/08/006
64. C. Alcock, B. Paczynski, *Nature* **281**, 358 (1979). DOI 10.1038/281358a0
65. M. Lopez-Corredoira, *Astrophys. J.* **781**(2), 96 (2014). DOI 10.1088/0004-637X/781/2/96
66. P.M. Sutter, G. Lavaux, B.D. Wandelt, D.H. Weinberg, *Astrophys. J.* **761**, 187 (2012). DOI 10.1088/0004-637X/761/2/187
67. C. Blake, et al., *Mon. Not. Roy. Astron. Soc.* **418**, 1725 (2011). DOI 10.1111/j.1365-2966.2011.19606.x
68. N.P. Ross, et al., *Mon. Not. Roy. Astron. Soc.* **381**, 573 (2007). DOI 10.1111/j.1365-2966.2007.12289.x

- 69. C. Marinoni, A. Buzzi, *Nature* **468**(7323), 539 (2010). DOI 10.1038/nature09577
- 70. J. da Angela, P.J. Outram, T. Shanks, *Mon. Not. Roy. Astron. Soc.* **361**, 879 (2005). DOI 10.1111/j.1365-2966.2005.09212.x
- 71. P.J. Outram, T. Shanks, B.J. Boyle, S.M. Croom, F. Hoyle, N.S. Loaring, L. Miller, R.J. Smith, *Mon. Not. Roy. Astron. Soc.* **348**, 745 (2004). DOI 10.1111/j.1365-2966.2004.07348.x
- 72. L. Anderson, et al., *Mon. Not. Roy. Astron. Soc.* **427**(4), 3435 (2013). DOI 10.1111/j.1365-2966.2012.22066.x
- 73. I. Paris, et al., *Astron. Astrophys.* **548**, A66 (2012). DOI 10.1051/0004-6361/201220142
- 74. D.P. Schneider, et al., *Astron. J.* **139**, 2360 (2010). DOI 10.1088/0004-6256/139/6/2360
- 75. P.A.R. Ade, et al., *Astron. Astrophys.* **594**, A14 (2016). DOI 10.1051/0004-6361/201525814
- 76. N. Metropolis, A.W. Rosenbluth, M.N. Rosenbluth, A.H. Teller, E. Teller, *J. Chem. Phys.* **21**, 1087 (1953). DOI 10.1063/1.1699114
- 77. W.K. Hastings, *Biometrika* **57**, 97 (1970). DOI 10.1093/biomet/57.1.97