

Universal friction law at granular solid-gas transition explains scaling of sediment transport load with excess fluid shear stress

Thomas Pähtz^{1,2*} and Orencio Durán³

1. *Institute of Port, Coastal and Offshore Engineering,
Ocean College, Zhejiang University, 310058 Hangzhou, China*

2. *State Key Laboratory of Satellite Ocean Environment Dynamics,
Second Institute of Oceanography, 310012 Hangzhou, China*

3. *Department of Ocean Engineering, Texas A&M University, College Station, Texas 77843-3136, USA*

A key interest in geomorphology is to predict how the shear stress τ exerted by a turbulent flow of air or liquid onto an erodible sediment bed affects the transport load $M\tilde{g}$ (i.e., the submerged weight of transported nonsuspended sediment per unit area) and its average velocity when exceeding the sediment transport threshold τ_t . Most transport rate predictions in the literature are based on the scaling $M\tilde{g} \propto \tau - \tau_t$, the physical origin of which, however, has remained controversial. Here we test the universality and study the origin of this scaling law using particle-scale simulations of nonsuspended sediment transport driven by a large range of Newtonian fluids. We find that the scaling coefficient is a universal approximate constant and can be understood as an inverse granular friction coefficient (i.e., the ratio between granular shear stress and normal-bed pressure) evaluated at the base of the transport layer (i.e., the effective elevation of energetic particle-bed rebounds). Usually, the granular flow at this base is gaslike and rapidly turns into the solidlike granular bed underneath: a liquidlike regime does not necessarily exist, which is accentuated by a nonlocal granular flow rheology in both the transport layer and bed. Hence, this transition fundamentally differs from the solid-liquid transition (i.e., yielding) in dense granular flows even though both transitions are described by a friction law. Combining this result with recent insights into the nature of τ_t , we conclude that the transport load scaling is a signature of a steady rebound state and unrelated to entrainment of bed sediment.

PACS numbers: 45.70.-n, 47.55.Kf, 92.40.Gc

arXiv:1609.06005v5 [cond-mat.soft] 12 Oct 2018

* 0012136@zju.edu.cn

I. INTRODUCTION

The transport of sediment mediated by the turbulent shearing flow of a Newtonian fluid over an erodible granular bed is responsible for the evolution of fluid-sheared surfaces composed of loose sediment, such as river and ocean beds, and wind-blown sand surfaces on Earth and other planets, provided that the sediment is not kept suspended by the fluid turbulence [1–14]. Nonsuspended sediment transport thus constitutes one of the most important geomorphological processes in which granular particles collectively move like a continuum flow, and predicting the associated sediment transport rate Q (i.e., the total particle momentum in the flow direction per unit bed area) and flow threshold τ_t (i.e., the value of the fluid shear stress τ below which sediment transport ceases) are considered central problems in Earth and planetary geomorphology [1–14]. Here we provide the theoretical base necessary to understand the scaling of Q and τ_t and, by doing so, show that and why nonsuspended sediment transport constitutes a class of granular flows with unique properties, such as a nonlocal granular flow rheology even relatively far from the flow threshold.

A. The scaling of the transport rate of nonsuspended sediment

Numerous experimental and theoretical studies (e.g., Refs. [15–67]) have measured or derived analytical expressions for the transport rate Q as a function of particle and environmental parameters, such as the particle (fluid) density ρ_p (ρ_f), kinematic fluid viscosity ν , characteristic particle diameter d , gravitational constant g , and τ and τ_t . Most of the theoretical derivations are based on, or can be reformulated in the spirit of, Bagnold’s [18–20] pioneering ideas. Defining a Cartesian coordinate system $\mathbf{x} = (x, y, z)$, where x is in the flow direction, z in the direction normal to the bed oriented upwards, and y in the lateral direction, Bagnold assumed that there is a well-defined interface $z = z_r$ between granular bed ($z < z_r$) and transport layer ($z > z_r$), which we henceforth call the “Bagnold interface,” with the following properties (Fig. 1):

1. The transport rate Q_r above z_r well approximates the total transport rate Q (i.e., z_r cannot be too far away from the actual granular bed). Hence, one can separate Q into the mass $M = \rho_p \int_{z_r}^{\infty} \phi dz$ of particles located above z_r per unit bed area, where ϕ is the particle volume fraction (i.e., the fraction of space covered by particles), and the average horizontal velocity \bar{v}_x with which particles located above z_r move: $\bar{v}_x \equiv Q_r/M \simeq Q/M$.
2. The ratio $\mu \equiv -P_{zx}/P_{zz}$ between the particle shear stress $-P_{zx}$ and normal-bed pressure P_{zz} , where P_{ij} is the particle stress tensor, at z_r does not significantly depend on the fluid shear stress τ : $\mu_b \equiv \mu(z_r) \neq f(\tau)$.
3. The ratio $-P_{zx}(z_r)/\tau$ between particle and fluid shear stress increases from nearly zero at low transport stages ($\tau/\tau_t - 1 \ll 1$) to nearly unity at large transport stages ($\tau/\tau_t - 1 \gg 1$). Two simple expressions that obey this constraint are $-P_{zx}(z_r) = \tau - \tau_t$ and $-P_{zx}(z_r) = \sqrt{\tau}(\sqrt{\tau} - \sqrt{\tau_t})$. Note that the former expression is usually attributed to Owen [55] (“Owen’s second hypothesis” [68]) in the aeolian transport literature [10–12] even though Bagnold [18] was its originator and also applied it to aeolian transport.

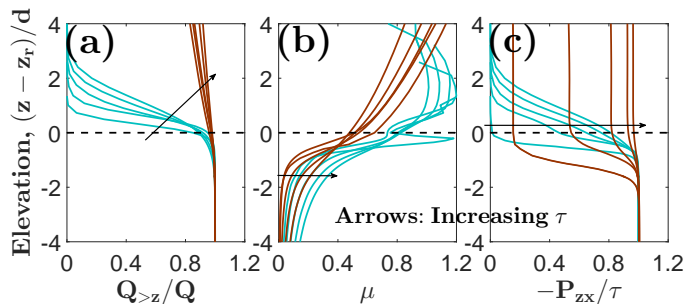


FIG. 1. **Visualization of Bagnold interface properties.** Vertical profiles of (a) the fraction $Q_{>z}/Q$ of sediment transport occurring above elevation z , (b) the friction coefficient μ , and (c) the ratio $-P_{zx}/\tau$ between the particle shear stress $-P_{zx}$ and fluid shear stress τ . The solid lines correspond to data obtained from direct sediment transport simulations (see Sec. II) for two representative cases: turbulent bedload (turquoise) and saltation transport (brown). The black, dashed lines mark the Bagnold interface $z = z_r$.

Combining these three properties and using the vertical momentum balance $P'_{zz} \simeq -\rho_p \phi \tilde{g}$ of steady, homogeneous sediment transport [69], where the prime denotes the derivative d/dz and $\tilde{g} = (1 - \rho_f/\rho_p)g$ the buoyancy-reduced

value of g , then yields

$$\begin{aligned} Q &\simeq \mu_b^{-1} \tilde{g}^{-1} (\tau - \tau_t) \bar{v}_x && \text{if } -P_{zx}(z_r) = \tau - \tau_t, \\ Q &\simeq \mu_b^{-1} \tilde{g}^{-1} \sqrt{\tau} (\sqrt{\tau} - \sqrt{\tau_t}) \bar{v}_x && \text{if } -P_{zx}(z_r) = \sqrt{\tau} (\sqrt{\tau} - \sqrt{\tau_t}). \end{aligned} \quad (1)$$

Indeed, the functional behaviors in Eq. (1) resemble the vast majority of theoretical and experimental threshold shear stress-based expressions for the transport load $M\tilde{g} \simeq Q\tilde{g}/\bar{v}_x$ and transport rate Q in the literature, which differ only in their prediction of \bar{v}_x . For example, experiments of nonsuspended sediment transport driven by turbulent streams of liquid (turbulent “bedload”) suggest that \bar{v}_x is linear in $\sqrt{\tau/\rho_f}$ [29–32], whereas experiments of nonsuspended sediment transport driven by turbulent streams of air (turbulent “saltation”) suggest that \bar{v}_x is constant with τ [48–50]. The capability of Eq. (1) to reproduce experimental data is indirect evidence that the Bagnold interface exists for these conditions. However, there are a number of unsolved problems, even inconsistencies, regarding the generality and physical origin of the Bagnold interface that currently prevent us from understanding and predicting the scaling laws of nonsuspended sediment transport for arbitrary conditions and from integrating nonsuspended sediment transport within the framework of granular flow rheology.

B. Open questions

1. Existence of the Bagnold interface

Natural granular beds are locally very heterogeneous and undergo continuous rearrangements during sediment transport, which renders the definition of a bed-transport-layer interface difficult. For steady, homogeneous transport conditions, four different definitions have been proposed in the literature: the elevation at which the friction coefficient μ exhibits a certain constant value [70], the elevation at which the particle volume fraction ϕ exhibits a certain constant portion of the bed packing fraction ϕ_b [51], the elevation at which the particle shear rate $\dot{\gamma}$ exhibits a certain constant portion of its maximal value [32], and the elevation at which the production rate $P_{zz}\dot{\gamma}$ of cross-correlation fluctuation energy is maximal [71, 72]. However, whether any of these interfaces is the Bagnold interface and whether the Bagnold interface even exists for nonsuspended sediment transport in arbitrary environments remain unclear.

In this study, we provide answers to the following questions:

- Does the Bagnold interface exist in general settings?
- If so, is there a general definition of the Bagnold interface?

2. Physical origin of friction law

Property 2 of the Bagnold interface represents a macroscopic, dynamic friction law, analogous to Coulomb friction describing the sliding of an object down an inclined plane, where the constant dynamic bed friction coefficient μ_b is the analog to the ratio between the horizontal and normal force acting on the sliding object. In the context of dense ($\phi \gtrsim 0.4$) granular flows and suspensions, it is well established that a constant dynamic friction coefficient (the yield stress ratio) characterizes the transition between solidlike and liquidlike flow behavior [73–92]. Here liquidlike behavior refers to dense flows that obey a local rheology (i.e., μ depends only on a single local quantity, such as ϕ), while solidlike behavior refers to both quasistatic and creeping flows (not to be confused with Bagnold’s term “surface creep” [1]). Quasistatic flows are associated with very small, reversible deformations of dense packed granular systems, while creeping flows are associated with an exponential relaxation of the particle shear rate $\dot{\gamma}$ between quasistatic and liquidlike flows [90–96] and characterized by a nonlocal granular flow rheology [90–92]. Based on the fact that a friction law characterizes the solid-liquid transition, it has been very common to argue that the Bagnold interface separates a solidlike granular bed from a liquidlike transport layer on its top and that μ_b is the yield stress ratio [21–28], which is in the spirit of Bagnold’s original reasoning [18–20]. However, this interpretation is inconsistent with Property 3 of the Bagnold interface, which predicts that the particle shear stress $-P_{zx}(z_r)$, and thus the particle volume fraction $\phi(z_r)$ [69], becomes very small when the fluid shear stress approaches the flow threshold ($\tau \rightarrow \tau_t$). It is further inconsistent with the fact that the Bagnold interface is also found in highly simplified numerical sediment transport simulations that do not resolve particle interactions [25, 62].

An alternative interpretation of the friction law came from studies on saltation transport [60–65, 97]. They suggested that μ_b is an effective restitution coefficient characterizing an approximately constant ratio between the average horizontal momentum loss and vertical momentum gain of particles rebounding at the Bagnold interface. However, this interpretation has never been tested against experiments or numerical particle-scale simulations of sediment

transport, and it is unclear how it can be generalized to the bedload transport regime, in which transported particles experience long-lasting contacts with the granular bed and each other [98].

In this study, we provide answers to the following questions:

- What is the physical origin of the friction law at the Bagnold interface?
- Is this origin in some way associated with the rheology of dense granular flows and suspensions?

3. Universality of friction law

For the purpose of understanding the scaling laws of nonsuspended sediment transport in arbitrary environments, it is crucial to know how much the dynamic bed friction coefficient μ_b at the Bagnold interface varies with environmental parameters other than τ . Currently, the literature suggests that the friction coefficient μ at elevations near the bed surface, and thus near the Bagnold interface, strongly depends on the fluid driving transport (reported values range from 0.2 in water [36] to 1.0 in air [62]), which if true would imply that the friction law is not universal. However, particle stresses are notoriously difficult to measure in erodible granular beds [88], which is why either measurements of μ have been limited to systems that only crudely represent natural nonsuspended sediment transport, such as the motion of externally fed particles along rigid beds [36, 99, 100], or μ has been estimated as τ/P_{zz} [101], which makes sense only for intense transport conditions due to Property 3.

In this study we provide an answer to the following question:

- How much does the dynamic friction coefficient μ_b at the Bagnold interface vary with environmental parameters?

C. Organization of this paper

The method that we use to answer the open questions outlined above, direct sediment transport simulations with the model of Ref. [51], is briefly introduced in Sec. II. Section III then puts forward our definition of the bed-transport-layer interface as the effective elevation at which the most energetic transported particles rebound when colliding with bed surface particles and shows that this interface is the Bagnold interface. It also shows that the friction law at the Bagnold interface is, indeed, universal. Section IV links this finding, for the vast majority of sediment transport regimes, to a steady transport state in which transported particles continuously rebound at the bed surface and shows that alternative explanations associated with the rheology of dense granular flows and suspensions in general fail due to the absence of a liquidlike flow regime. Finally, Sec. V summarizes the main conclusions that can be drawn from our results and discusses our results in the context of sediment transport modeling.

II. NUMERICAL SIMULATIONS

In this section, we describe the numerical model (Sec. II A), the simulated sediment transport conditions (Sec. II B), and how we use the simulation data to compute relevant physical quantities (Sec. II C).

A. Numerical model description

The numerical model of sediment transport in a Newtonian fluid of Ref. [51] belongs to a new generation of sophisticated grain-scale models of sediment transport [11, 51, 69–72, 85, 98, 102–125] and has been shown to reproduce many observations concerning viscous and turbulent nonsuspended sediment transport in air and water [11, 51, 71, 72, 105], and bedform formation [106]. It couples a discrete element method for the particle motion with a continuum Reynolds-averaged description of hydrodynamics, which means that it neglects turbulent fluctuations around the mean turbulent flow. It simulates the translational and rotational dynamics of $\approx 15,000$ spheres, including > 10 layers of bed particles (more than sufficient to completely dissipate the energy of particles impacting the bed surface), with diameters d_p evenly distributed within two sizes ($0.8d$ and $1.2d$) in a quasi-2-D, vertically infinite domain of length $1181d$. Periodic boundary conditions are imposed along the flow direction, while the bottommost layer of particles is glued to a bottom wall. The particle contact model considers normal repulsion (restitution coefficient e), energy dissipation, and tangential friction, where the magnitude of the tangential friction force relative to the normal contact force is limited through a Coulomb friction criterion (contact friction coefficient $\mu_c = 0.5$). The Reynolds-averaged Navier-Stokes equations are applied to an inner turbulent boundary layer of infinite size, which means that the flow depth of fluvial flows is assumed to be much larger than the thickness of the bedload transport layer. These equations

are combined with an improved mixing length approximation that ensures a smooth hydrodynamic transition from high to low particle concentration at the bed surface and quantitatively reproduces the law of the wall flow velocity profile in the absence of transport. The model considers the gravity, buoyancy, added-mass, and fluid drag force acting on particles. However, cohesive and higher-order fluid forces, such as the lift force and hindrance effect on the drag force are neglected, while lubrication forces are considered indirectly through varying e (Sec. IIB). We refer the reader to the original publication [51] for further details (note that we recently corrected slight inaccuracies in the original model [71]).

B. Simulated sediment transport conditions

Using the numerical model, we simulate steady, homogeneous sediment transport for a particle-fluid-density ratio $s \equiv \rho_p/\rho_f$ within the range $s \in [1.1, 2000]$, a Galileo number $\text{Ga} \equiv \sqrt{(s-1)gd^3}/\nu$ within the range $\text{Ga} \in [0.1, 100]$, and a normal restitution coefficient of dry binary collisions of $e = 0.9$. For small density ratio ($s \leq 2.65$), we also carry out simulations with $e = 0.01$ because e can become very small for small Stokes numbers due to lubrication forces [126–128]. For each set of s , Ga , and e , we vary the dimensionless fluid shear stress (“Shields number”) $\Theta = \tau/[(\rho_p - \rho_f)gd]$ in regular intervals above its threshold value $\Theta_t = \tau_t/[(\rho_p - \rho_f)gd]$, which we obtain from extrapolation to vanishing transport [72]. The simulated conditions cover four major, and very distinct, natural transport regimes, which depend on the transport layer thickness and the thickness of the viscous sublayer of the turbulent boundary layer [72]: viscous bedload transport, such as the transport of sand by oil; turbulent bedload transport, such as the transport of gravel by water; viscous saltation transport, such as the transport of sand by wind on Mars; and turbulent saltation transport, such as the transport of sand by wind on Earth. They also cover 5 orders of magnitude of the ‘impact number’ $\text{Im} \equiv \sqrt{s + 0.5\text{Ga}} \simeq \sqrt{s\text{Ga}}$, which characterizes the mode of entrainment of bed sediment under threshold conditions [71]: $\text{Im} \gtrsim 20$ when entrainment by particle-bed impacts dominates entrainment by the mean turbulent flow, $\text{Im} \lesssim 5$ when direct entrainment by the mean turbulent flow dominates, and transitional behavior when $5 \lesssim \text{Im} \lesssim 20$.

C. Computation of local averages and particle stresses

We use the simulation data to compute local averages of particle properties and the particle stress tensor, which is explained in the following.

1. Local, mass-weighted time average and particle volume fraction

We compute the local, mass-weighted time average $\langle A \rangle$ of a particle quantity A through [69]

$$\langle A \rangle = \frac{1}{\Delta \phi} \overline{\sum_n V_p^n A^n \delta(z - z^n)}^T, \quad (2)$$

$$\phi = \frac{1}{\Delta} \overline{\sum_n V_p^n \delta(z - z^n)}^T, \quad (3)$$

where $\Delta = 1181d^2$ is the simulation area, ϕ is the local particle volume fraction, z^n ($V_p^n = \pi d_p^3/6$) is the elevation (volume) of particle n , δ the δ distribution, and $\overline{\cdot}^T = \frac{1}{T} \int_0^T \cdot dt$ denotes the time average over a sufficiently long time T . The δ kernels have been coarse grained through spatial averaging over a discretization box of size $1181d \times d \times \Delta z$, where Δz varies between $0.05d$ in dense and dilute flow regions ($\phi \gtrsim 0.1$) and larger values in rarefied regions. Henceforth, the δ symbol should thus be interpreted as the associated coarse-graining function.

2. Particle stress tensor

The particle stress tensor P_{ij} is composed of a kinetic contribution due to the transport of momentum between contacts (superscript ‘t’) and a contact contribution (superscript ‘c’) and computed through [69]

$$P_{ij} = P_{ij}^t + P_{ij}^c, \quad (4a)$$

$$P_{ij}^t = \rho_p \phi \langle c_i c_j \rangle, \quad (4b)$$

$$P_{ij}^c = \frac{1}{2\Delta} \overline{\sum_{mn} F_j^{mn} (x_i^m - x_i^n) K(z, z^m, z^n)}^T, \quad (4c)$$

where $K = \int_0^1 \delta\{z - [(z^m - z^n)\bar{s} + z^n]\}d\bar{s}$, $\mathbf{c} = \mathbf{v} - \langle \mathbf{v} \rangle$ is the fluctuation velocity, and \mathbf{F}^{mn} the contact force applied by particle n on particle m ($\mathbf{F}^{mm} = 0$). We confirmed that these definitions are consistent with the steady momentum balance $P'_{zi} = \rho_p \phi \langle a_i \rangle$ [69], where \mathbf{a} is the particle acceleration due to noncontact forces.

III. EXISTENCE OF THE BAGNOLD INTERFACE IN ARBITRARY ENVIRONMENTS

In Sec. III A, we first put forward our definition of the bed-transport-layer interface. In Sec. III B, we then show with data from our direct transport simulations that this definition, in contrast to common alternative definitions, obeys the properties of the Bagnold interface (except for a slight restriction regarding Property 3) with a universally approximately constant bed friction coefficient μ_b .

A. Definition of the bed-transport-layer interface

In order to motivate a definition of the bed-transport-layer interface that results in the Bagnold interface, we exploit the fact that numerical studies that represent the granular bed surface by a rigid bottom wall found that this wall obeys Properties 1-3 of the Bagnold interface [36, 62]. This finding suggests that an appropriate definition should have characteristics that mimic those of particle rebounds at rigid boundaries. One such characteristic is the production of particle velocity fluctuations. For example, gravity-driven granular flows down an inclined, rigid base exhibit a maximum of the granular temperature $\langle \mathbf{c}^2 \rangle$ near this base [129]. The probable reason is that such rigid boundaries induce strong correlations between the velocities of descending particles before rebound and ascending particles after rebound.

In steady sediment transport, the mass balance dictates $\langle v_z \rangle = 0$ [69], which can be achieved only if rebounds of transported particles at the granular bed partially convert horizontal momentum of descending particles into vertical momentum of ascending particles (i.e., negative correlation). Similar to gravity-driven granular flows, this constraint implies that particle-bed rebounds are a strong source of the negative cross-correlation fluctuation energy density $-\rho_p \phi \langle c_z c_x \rangle$.

The balances of $-\rho_p \phi \langle c_z c_x \rangle$ and of the actual fluctuation energy density $\rho_p \phi \langle \mathbf{c}^2 \rangle$ can be derived rigorously from Newton's axioms. For steady sediment transport ($\partial/\partial x = \partial/\partial y = \partial/\partial t = 0$), they read [69] (Einsteinian summation)

$$-q'_{z(xz)} = \frac{1}{2} P_{zz} \dot{\gamma} + \Gamma_{(xz)}^{\text{drag}} + \Gamma_{(xz)}^{\text{coll}}, \quad (5a)$$

$$q'_{zii} = -P_{zx} \dot{\gamma} - \Gamma_{ii}^{\text{drag}} - \Gamma_{ii}^{\text{coll}}, \quad (5b)$$

respectively, where the parentheses denote the symmetrization in the indices [$A_{(ij)} = \frac{1}{2}(A_{ij} + A_{ji})$]. Furthermore, $q_{ijk} = \frac{\rho_p \phi}{2} \langle c_i c_j c_k \rangle + \frac{1}{2\Delta} \sum_{mn} F_j^{mn} c_k (x_i^m - x_i^n) K(z, z^m, z^n)^T$ is the flux tensor of fluctuation energy, $\dot{\gamma} = \langle v_x \rangle'$ the particle shear rate, $\Gamma_{ij}^{\text{drag}} = -\rho_p \phi \langle a_i c_j \rangle$ the drag dissipation rate tensor, and $\Gamma_{ij}^{\text{coll}} = -\frac{1}{2\Delta} \sum_{mn} F_i^{mn} (v_j^m - v_j^n) \delta(z - z^m)^T$ the collisional dissipation rate tensor. In Eq. (5b), $-P_{zx} \dot{\gamma}$ corresponds to the production rate and $\Gamma_{ii}^{\text{drag}}$ and $\Gamma_{ii}^{\text{coll}}$ to the dissipation rate of $\rho_p \phi \langle \mathbf{c}^2 \rangle$ by fluid drag and collisions, respectively. In Eq. (5a), $\frac{1}{2} P_{zz} \dot{\gamma}$ corresponds to the production rate and $-\Gamma_{(xz)}^{\text{drag}}$ and $-\Gamma_{(xz)}^{\text{coll}}$ to the dissipation rate of $-\rho_p \phi \langle c_z c_x \rangle$ by fluid drag and collisions, respectively. Hence, if we identify the bed-transport-layer interface as the average elevation of energetic particle-bed rebounds and use that such rebounds are a strong source of $-\rho_p \phi \langle c_z c_x \rangle$, it makes sense to define this interface through a maximum of the local production rate of $-\rho_p \phi \langle c_z c_x \rangle$:

$$\max(P_{zz} \dot{\gamma}) = [P_{zz} \dot{\gamma}](z_r), \quad (6)$$

which is exactly the definition that we applied in two recent studies [71, 72]. Figures 2(a) and 2(b) show exemplary vertical profiles relative to z_r of $P_{zz} \dot{\gamma}$ for (a) weak and (b) intense viscous and turbulent bedload transport and turbulent saltation transport, where the bedload cases have been simulated using two different restitution coefficients to mimic the minimal ($e = 0.9$) and nearly maximal ($e = 0.01$) effect that lubrication forces can possibly have. It can be seen that the value of e does not significantly affect these profiles. As we will see later, the influence of e on bedload transport properties is very small in general, consistent with previous studies [70–72, 122, 130].

The interface $z = z_r$ defined by Eq. (6) shares some similarities with the region in which the production rate of fluctuation energy is nearly balanced by the collisional energy dissipation rate: $-P_{zx} \dot{\gamma} \simeq \Gamma_{ii}^{\text{coll}}$. For turbulent bedload transport, it has been speculated that this region is a distinct granular layer (the “dense algebraic layer”) with a thickness of several particle diameters d and that the bottom of this layer corresponds to the bed-transport-layer interface [39, 40]. However, Figs. 2(c) and 2(d) show for the same cases as before that the thickness of the region in

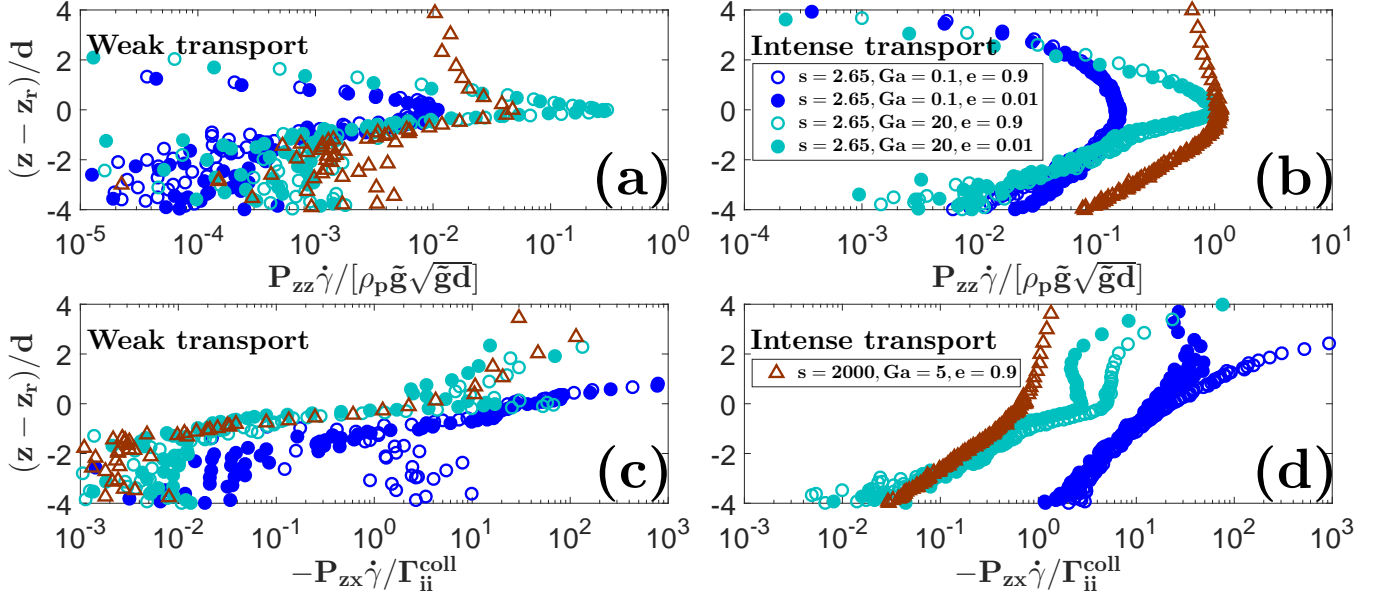


FIG. 2. Exemplary vertical profiles of quantities associated with the (cross-correlation) fluctuation energy balance. (a, b) Vertical profiles relative to the rebound location z_r of $P_{zz}\dot{\gamma}/(\rho_p\tilde{g}\sqrt{\tilde{g}d})$. (c, d) Vertical profiles of $-P_{zx}\dot{\gamma}/\Gamma_{ii}^{coll}$. Symbols correspond to viscous bedload transport [$s = 2.65$, $Ga = 0.1$, $\Theta/\Theta_t = (1.9, 6.2)$], turbulent bedload transport [$s = 2.65$, $Ga = 20$, $\Theta/\Theta_t = (2.0, 7.2)$], and turbulent saltation transport [$s = 2000$, $Ga = 5$, $\Theta/\Theta_t = (2.3, 49)$], where the data with smaller values of the rescaled Shields number Θ/Θ_t are shown in (a) and (c) and those with larger values of Θ/Θ_t in (b) and (d). For the bedload transport conditions, the restitution coefficient has been varied to mimic the minimal ($e = 0.9$) and nearly maximal ($e = 0.01$) possible effect of lubrication forces.

which $-P_{zx}\dot{\gamma}/\Gamma_{ii}^{coll} \simeq 1$ is usually very small ($\ll d$), especially for bedload transport, regardless of whether transport is weak or intense. In other words, the dense algebraic layer usually does not exist. One of the reasons may be the fact that drag dissipation (Γ_{ii}^{drag}), which has been neglected in Refs. [39, 40], actually dominates collisional dissipation (Γ_{ii}^{coll}) in bedload transport [Fig. 1(b) in Ref. [69], which is based on the same numerical model].

B. Test of interface definition against data from our direct transport simulations

Figures 3 and 4 show that the interface $z = z_r$ defined by Eq. (6) obeys Properties 1-3 of the Bagnold interface for most simulated conditions. In fact, the numerical data support that most transport (80–100%) occurs above z_r [Figs. 3(a) and 4(a)], that the bed friction coefficient μ_b does not change much with τ [Figs. 3(b) and 4(b)], and that the expression $-P_{zx}(z_r) = \tau - \tau_t$ is approximately obeyed for conditions with $\sqrt{s}Ga \gtrsim 10$ [Figs. 3(c) and 4(c)]. Furthermore, μ_b varies overall between about 0.5 and 0.9 with environmental parameters different from τ [Fig. 3(b)], which is surprisingly small given the large variability of the simulated conditions. That is, μ_b can be considered an approximate universal constant for the purpose of sediment transport modeling, which is, indeed, what we did in a recent study [72]. In contrast, interfaces defined through a constant value of ϕ/ϕ_b [line-connected symbols in Fig. 4(b)], through a constant value of μ [line-connected symbols in Fig. 4(c)], or through other definitions proposed in the literature (not shown) in general do not fulfill the requirements of the Bagnold interface.

Conditions with $\sqrt{s}Ga \lesssim 10$ deviate from Property 3 [Figs. 3(c) and 4(c)], the reason for which can be seen in Fig. 4(d). It shows that the local fluid shear stress $\tau_f = \tau + P_{zx}$ at z_r is near the flow threshold τ_t at low transport stages and remains constant or decreases with increasing Θ , consistent with Property 3. However, once a critical value $\Theta \approx 0.5$ is exceeded, $\tau_f(z_r)$ begins to increase and enters a regime in which it becomes proportional to $\Theta_t\tau$. This proportionality causes $-P_{zx}(z_r)/\tau$ to approach a limiting value at large transport stages that is smaller than the value unity required by Property 3, with larger values of the flow threshold Shields number Θ_t corresponding to larger deviations. In fact, the sediment transport regime that exhibits the largest values of the flow threshold for cohesionless particles [$\max(\Theta_t) \approx 0.2$] is viscous bedload transport, which is characterized by comparably small values of $\sqrt{s}Ga$ [72].

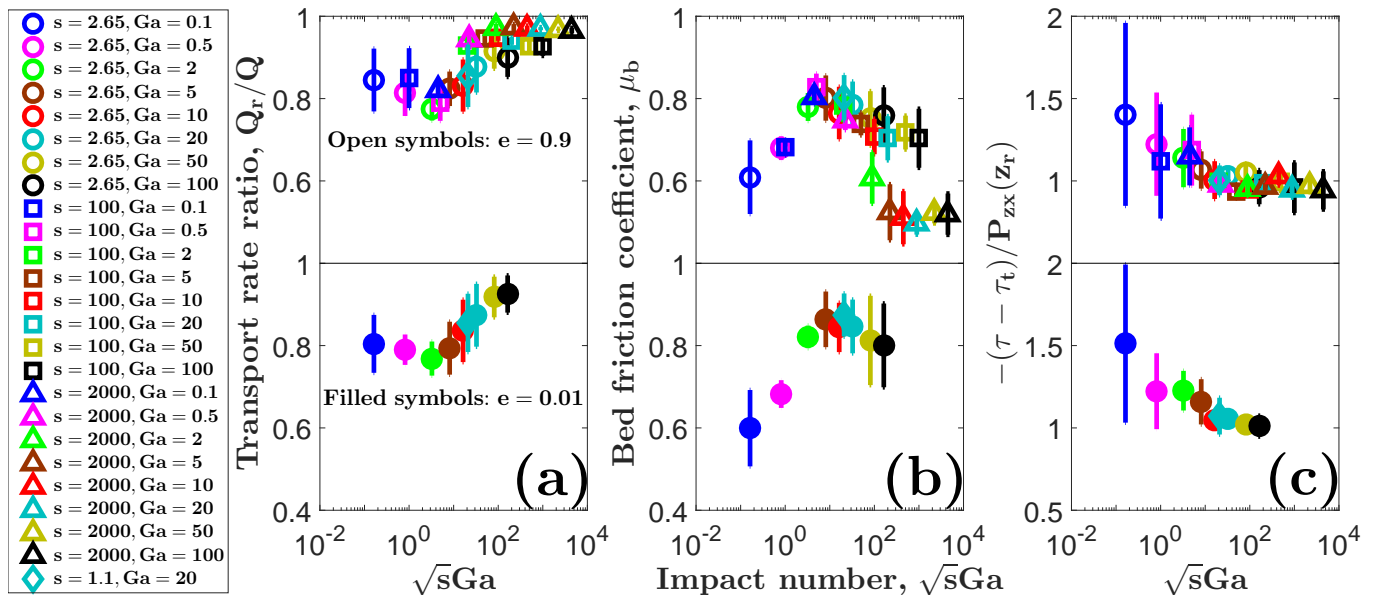


FIG. 3. **Test of Bagnold interface properties.** Test of (a) Property 1, (b) Property 2, and (c) Property 3 of the Bagnold interface with data from our direct transport simulations for various combinations of the particle-fluid-density ratio s , Galileo number Ga , Shields number Θ , and thus impact number $\sqrt{s}Ga$. For conditions with $s \leq 2.65$ (corresponding to bedload transport), the restitution coefficient has been varied to mimic the minimal ($e = 0.9$) and nearly maximal ($e = 0.01$) possible effect of lubrication forces. The vertical bars indicate the range of values the quantities cover with varying Θ above about $2\Theta_t$. This lower limit is imposed to separate the random variability due to bad statistics when Θ is close to Θ_t [e.g., see Fig. 4(c)] from the actual variability. Indications that the Bagnold interface properties are obeyed: (a) the sediment transport rate ratio Q_r/Q is near unity, (b) the bed friction coefficient μ_b is approximately constant with Θ (relatively small vertical bars), and (c) the quantity $-(\tau - \tau_t)/P_{zx}(z_r)$ is near unity.

IV. PHYSICAL ORIGIN OF FRICTION LAW

As explained in Sec. IB2, there have been two interpretations of the friction law (Property 2) in the literature. In Sec. IV A, we show that the first interpretation based on the rheology of dense granular flows and suspensions in general is inconsistent with data from our direct transport simulations. In particular, we present strong evidence for the absence of a liquidlike flow regime at low transport stages. In Sec. IV B, we show that the second interpretation associated with particle rebounds at the bed surface is consistent with the simulation data for most conditions. In particular, we explain why this kinematic interpretation also applies to bedload transport, in which the particle dynamics are dominated by long-lasting intergranular contacts rather than particle kinematics.

A. Dense rheology interpretation of friction law

Figure 5(a) shows that the particle volume fraction $\phi(z_r)$ at the Bagnold interface, obtained from our direct transport simulations, increases with the Shields number Θ until it approaches at large Θ a constant maximal value that depends on whether the simulated condition corresponds to bedload ($\phi_{\text{bedl}}^{\text{max}} \simeq 0.45$) or saltation transport ($\phi_{\text{salt}}^{\text{max}} \simeq 0.14$). This behavior rules out the dense rheology interpretation of the friction law for most conditions as the liquidlike regime requires $\phi \gtrsim 0.4$, particularly when considering that the values of $\phi(z_r)$ are near 10^{-3} for some simulated conditions and could possibly be even lower for conditions more extreme than those simulated. However, conditions corresponding to sufficiently intense bedload transport [e.g., conditions with $\sqrt{s}Ga \leq 1$ and $\Theta \gtrsim 2\Theta_t$; see ellipse in Fig. 5(a)] pose a notable exception as $\phi(z_r) \gtrsim 0.4$. For these conditions, the dense rheology interpretation of the friction law may, indeed, be consistent with the simulation data.

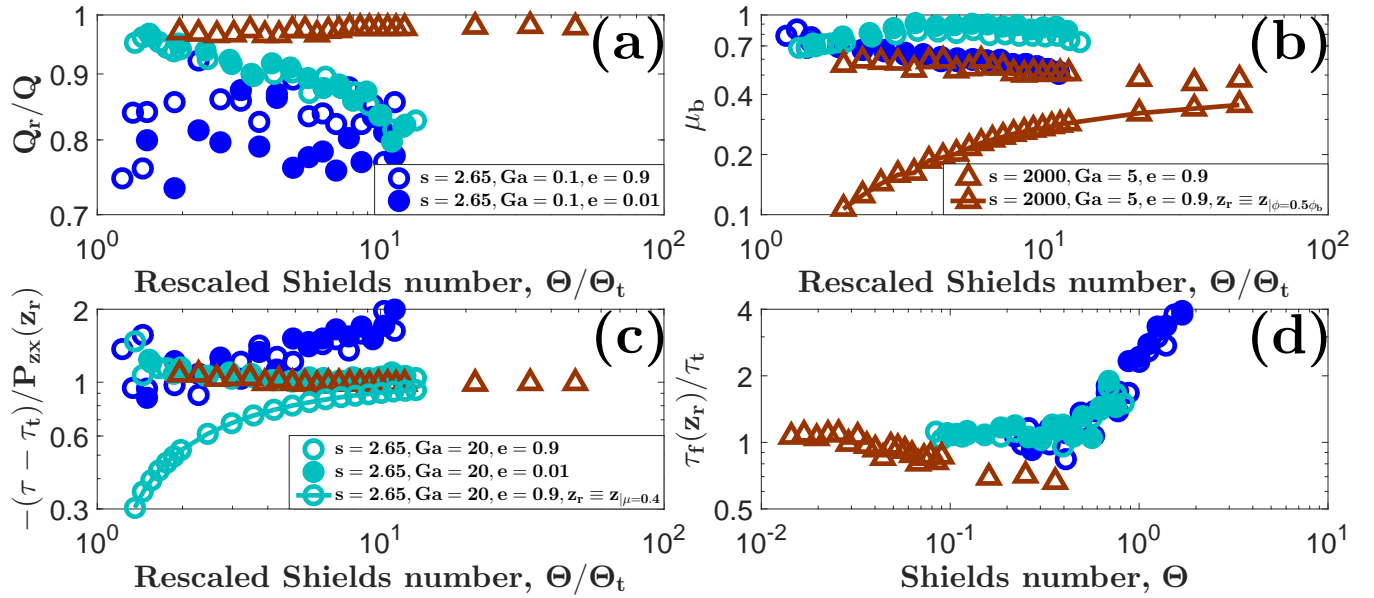


FIG. 4. **Exemplary trends of quantities associated with Bagnold interface properties.** (a) Sediment transport rate ratio Q_r/Q , (b) bed friction coefficient μ_b , and (c) $-(\tau - \tau_t)/P_{zx}(z_r)$ versus rescaled Shields number Θ/Θ_t . (d) Rescaled surface fluid shear stress $\tau_f(z_r)/\tau_t$ versus Shields number Θ . The interface $z = z_r$ is calculated by Eq. (6) if not otherwise stated in the legends. Symbols correspond to viscous bedload transport ($s = 2.65, Ga = 0.1$), turbulent bedload transport ($s = 2.65, Ga = 20$) and turbulent saltation transport ($s = 2000, Ga = 5$). For the bedload transport conditions, the restitution coefficient has been varied to mimic the minimal ($e = 0.9$) and nearly maximal ($e = 0.01$) possible effect of lubrication forces.

Absence of liquidlike granular flow regime

The simulation data indicate that a liquidlike granular flow regime does not necessarily exist. For example, Fig. 5(b) shows for saltation transport with sufficiently low Θ/Θ_t (brown, dashed lines) that the local friction coefficient μ can remain well below the yield stress ratio $\mu_s \simeq 0.277$ [81] within the dense flow region ($\phi \gtrsim 0.4$). Furthermore, the thickness of the transient zone in which the particle volume fraction changes from quasistatic ($\phi \simeq 0.58$) to gaslike ($\phi \lesssim 0.4$) values is, regardless of the transport regime, very thin ($< d$) at low transport stages (Fig. 4 in Ref. [51], which is based on the same numerical model). In this transient zone and slightly beyond, the average particle velocity $\langle v_x \rangle$ and thus the particle shear rate $\dot{\gamma}$ obey an exponential relaxation behavior (Fig. 7 in Ref. [51]), and the Bagnold interface ($z = z_r$) is located within this relaxation zone [Fig. 2(a) in Ref. [71], which is based on the same numerical model]. Hence, one may interpret the Bagnold interface as the base of the gaslike transport layer.

Furthermore, an exponential relaxation of $\dot{\gamma}$ is reminiscent of granular creeping [91, 92, 95], which is associated with a nonlocal rheology [91–94]. In fact, if the rheology was local, μ would solely depend on the particle volume fraction ϕ or, alternatively, on the dimensionless number that characterizes the rapidness of the granular shearing motion relative to particle rearrangement processes: the viscoinertial number [81–84]

$$K = \sqrt{(\rho_p d^2 \dot{\gamma}^2 + 2\rho_f \nu \dot{\gamma})/P_{zz}} \equiv \sqrt{I^2 + 2J}. \quad (7)$$

The viscoinertial number K reconciles inertial granular flows, characterized by the inertial number $I = \dot{\gamma}d/\sqrt{P_{zz}/\rho_p}$, with viscous suspensions, characterized by the viscous number $J = \rho_f \nu \dot{\gamma}/P_{zz}$. However, a data collapse of $\mu(\phi)$ and $\mu(K)$ is found only when Θ is sufficiently far from the flow threshold Θ_t (consistent with Ref. [85]), where “sufficiently” usually refers to relatively intense transport conditions, as shown in Figs. 5(b) and 5(c) for two cases that are exemplary for turbulent bedload (turquoise lines) and saltation transport (brown lines).

Put together, the fact that $\mu < \mu_s$ within the dense flow region, the very thin creepinglike transient zone from quasistatic to gaslike particle volume fractions, and the absence of a local and thus liquidlike rheology are strong evidence for a granular solid-gas transition around the Bagnold interface, where the solidlike and gaslike regime are connected by the creepinglike zone. Note that a granular solid-gas transition and the absence of a liquidlike granular flow regime at low transport stages are rather unusual in the context of granular flows and suspensions. To our knowledge, they have previously been found only in viscous bedload transport experiments [86]. Further note that

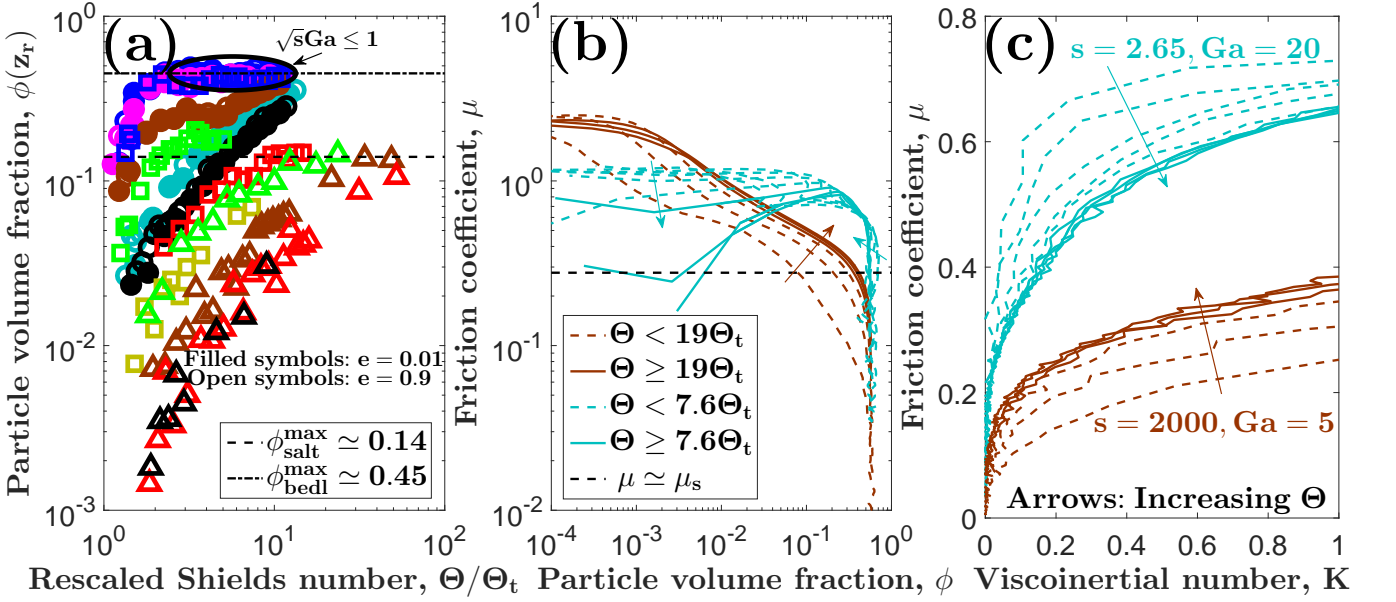


FIG. 5. **Failure of dense rheology interpretation.** (a) Particle volume fraction $\phi(z_r)$ at the Bagnold interface versus Shields number Θ . (b, c) Friction coefficient μ versus (b) particle volume fraction and (c) viscoinertial number K . Symbols in (a) correspond to data from our direct transport simulations for various combinations of the particle-fluid-density ratio s , Galileo number Ga , and Θ . For symbol legend, see Fig. 3. For conditions with $s \leq 2.65$ (corresponding to bedload transport), the restitution coefficient has been varied to mimic the minimal ($e = 0.9$) and nearly maximal ($e = 0.01$) possible effect of lubrication forces. The turquoise and brown lines in (b) and (c) correspond to the conditions $(s, Ga, e) = (2.65, 20, 0.9)$ and $(s, Ga, e) = (2000, 5, 0.9)$, respectively, which are representative for turbulent bedload and saltation transport, respectively.

the absence of a liquidlike rheology at low transport stages implies that two-phase flow models of sediment transport that are based on local rheology models [85, 131] can be applied only to sufficiently intense transport conditions.

Very viscous bedload transport

For conditions corresponding to very viscous bedload transport ($\sqrt{s}Ga \leq 1$), the absence of a liquidlike granular flow regime is limited to Shields numbers relatively close to the flow threshold ($\Theta \lesssim 2\Theta_t$). In fact, for $\Theta \gtrsim 2\Theta_t$, both the friction coefficient μ [Figs. 3(b) and 4(b)] and particle volume fraction ϕ [ellipse in Fig. 5(a)] are approximately constant at z_r , which is consistent with a local rheology $\mu(\phi)$ around the Bagnold interface (i.e., liquidlike flow behavior due to $\phi \gtrsim 0.4$). Figure 6(a) shows that very viscous bedload transport conditions (but no other conditions) also exhibit an approximately constant value of the viscous number $J(z_r)$ for $\Theta \gtrsim 2\Theta_t$, which is consistent with a local rheology $\mu(J)$. Consistently, Figs. 6(b) and 6(c) show exemplary for the case $(s, Ga, e) = (2.65, 0.5, 0.01)$ that the simulation data of the effective friction coefficient τ/P_{zz} collapse as a function of J for sufficiently large Θ/Θ_t , whereas this local rheology behavior is disobeyed for small Θ/Θ_t . This finding and the shape of the profiles of $[\tau/P_{zz}](J)$ shown in Figs. 6(b) and 6(c) are in qualitative agreement with recent viscous bedload transport measurements (cf. Fig. 9 in Ref. [86]).

We now show that the approximate constancy of $J(z_r)$ for sufficiently large Θ/Θ_t can be inferred from the definition of the Bagnold interface [Eq. (6)] applied to viscous conditions. First, using $\mu = -P_{zx}/P_{zz}$ and the fact that the local viscous fluid shear stress can be expressed as $\tau_f = \tau + P_{zx} = \rho_f \nu (1 - \phi) u'_x$ [51, 71], where u_x is the mean horizontal fluid velocity, we obtain from Eq. (6) that the following condition must be obeyed at the Bagnold interface ($z = z_r$):

$$(P_{zz}\dot{\gamma})' = P_{zz}\dot{\gamma}' - \mu' P_{zx}\dot{\gamma} - \rho_f \nu \mu \dot{\gamma} [(1 - \phi)u'_x]' = 0. \quad (8)$$

Second, we neglect spatial changes of the particle volume fraction ϕ because it is close to the packing fraction in dense systems, and thus we also neglect spatial changes of μ as they are of the same order [81]. Using these approximations and the shear rate definition $\dot{\gamma} = \langle v_x \rangle'$ in Eq. (8), we approximately obtain

$$J(z_r) \approx \frac{[\langle v_x \rangle''/u_x''](z_r)}{\mu_b [1 - \phi(z_r)]}. \quad (9)$$

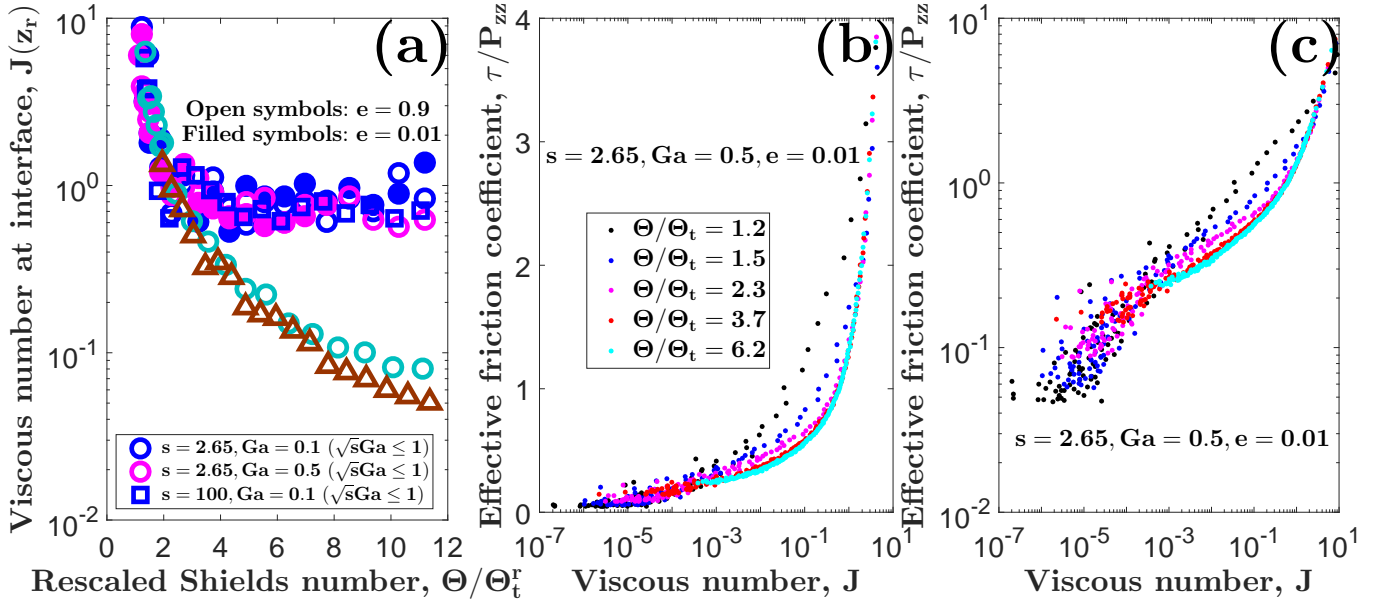


FIG. 6. **Dense rheology interpretation for very viscous bedload transport.** (a) Viscous number $J(z_r)$ at the Bagnold interface versus rescaled Shields number Θ/Θ_t . Symbols correspond to data from our direct transport simulations for those combinations of the particle-fluid-density ratio s , Galileo number Ga , and Shields number Θ that obey $\sqrt{s}Ga \leq 1$. The two conditions $(s, Ga, e) = (2.65, 20, 0.9)$ (turbulent bedload transport, turquoise circles) and $(s, Ga, e) = (2000, 5, 0.9)$ (turbulent saltation transport, brown triangles) from Figs. 5(b) and 5(c) are also shown for comparison. (b, c) Effective friction coefficient τ/P_{zz} versus J for the case $(s, Ga, e) = (2.65, 0.5, 0.01)$ and several Θ/Θ_t in (b) log-linear and (c) log-log scale.

The quantity $[\langle v_x \rangle'' / u_x''](z_r)$ is expected to exhibit an approximately constant value smaller than unity as the particle velocity profile $\langle v_x \rangle(z)$ is strongly coupled to the flow velocity profile $u_x(z)$ when the bed is fully mobile (i.e., liquidlike) due to a strong viscous drag forcing [71], which explains the approximate constancy of $J(z_r)$ for sufficiently large Θ/Θ_t (Fig. 6a). Hence, for conditions corresponding to very viscous bedload transport ($\sqrt{s}Ga \leq 1$) sufficiently far from the flow threshold ($\Theta \gtrsim 2\Theta_t$), $\mu_b \approx \text{const}$ can be explained in the context of dense granular flows and suspensions.

B. Rebound interpretation of friction law

The gaslike transport layer is composed of particles that hop, slide, and/or roll along a solidlike granular bed at low transport stages or a liquidlike granular bed at large transport stages [Figs. 5(b) and 5(c)]. Except for very viscous bedload transport (which is therefore excluded from the following considerations), the hopping motion is significant and usually even dominates above the Bagnold interface ($z > z_r$) [72]. Now we argue that a steady transport state in which particles hop along a granular bed (Fig. 7) causes the kinetic friction coefficient $\mu^t \equiv -P_{zx}^t/P_{zz}^t$ to be approximately constant at z_r : $\mu_b^t \equiv \mu^t(z_r) \approx \text{const}$.

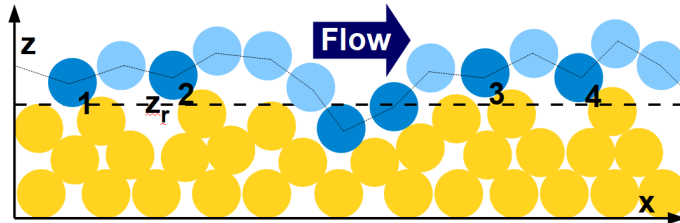


FIG. 7. **Sketch of the trajectory of a particle hopping along a granular bed.** Driven by the flow, a transported particle (blue) hops along the solidlike or liquidlike granular bed (yellow particles). Instants of particle contacts are colored deep blue, and the ones for which the center of mass of the transported particle is above the Bagnold interface ($z > z_r$) are numbered consecutively (for illustrating the mathematical derivation in the Appendix).

Constant kinetic friction coefficient

First, defining the average $\langle A \rangle_{\uparrow(\downarrow)} = \phi \langle AH[+(-)v_z] \rangle / \phi_{\uparrow(\downarrow)}$ of a quantity A over ascending (descending) particles, where H the Heaviside function and $\phi_{\uparrow(\downarrow)} = \phi \langle H[+(-)v_z] \rangle$ the volume fraction of ascending (descending) particles, we approximately obtain

$$\phi \langle v_z v_i \rangle = \phi_{\uparrow} \langle v_z v_i \rangle_{\uparrow} + \phi_{\downarrow} \langle v_z v_i \rangle_{\downarrow} \approx \phi_{\uparrow} \langle v_z \rangle_{\uparrow} \langle v_i \rangle_{\uparrow} + \phi_{\downarrow} \langle v_z \rangle_{\downarrow} \langle v_i \rangle_{\downarrow} = \phi_{\uparrow} \langle v_z \rangle_{\uparrow} (\langle v_i \rangle_{\uparrow} - \langle v_i \rangle_{\downarrow}), \quad (10)$$

where we neglected velocity correlations and used the steady-state mass balance $\phi \langle v_z \rangle = \phi_{\uparrow} \langle v_z \rangle_{\uparrow} + \phi_{\downarrow} \langle v_z \rangle_{\downarrow} = 0$ [69]. Further using the definition of the kinetic stresses [Eq. (4b)] and $\langle c_z c_i \rangle = \langle v_z v_i \rangle$ (which follows from $\langle v_z \rangle = 0$), we then obtain from Eq. (10)

$$\mu^t = -\frac{P_{zx}^t}{P_{zz}^t} = -\frac{\phi \langle c_z c_x \rangle}{\phi \langle c_z^2 \rangle} = -\frac{\phi \langle v_z v_x \rangle}{\phi \langle v_z^2 \rangle} \approx \frac{\langle v_x \rangle_{\downarrow} - \langle v_x \rangle_{\uparrow}}{\langle v_z \rangle_{\uparrow} - \langle v_z \rangle_{\downarrow}}. \quad (11)$$

As the Bagnold interface is the effective elevation of energetic particles rebounding at the bed surface (Sec. III A), Eq. (11) implies that μ_b^t is a measure for the ratio between the average horizontal momentum loss [$\propto (\langle v_x \rangle_{\downarrow} - \langle v_x \rangle_{\uparrow})(z_r)$] and vertical momentum gain [$\propto (\langle v_z \rangle_{\uparrow} - \langle v_z \rangle_{\downarrow})(z_r)$] of hopping particles rebounding at the bed surface.

Second, provided that the influence of fluid drag on the vertical motion of hopping particles can be neglected (this precondition is indirectly verified by the fact that the final result is consistent with data from our direct transport simulations), a steady hopping motion requires $\langle v_z \rangle_{\uparrow}(z_r) \approx -\langle v_z \rangle_{\downarrow}(z_r)$ due to energy conservation. On average, only an approximately constant impact angle $\alpha_i = -\arctan[\langle v_z \rangle_{\downarrow} / \langle v_x \rangle_{\downarrow}](z_r)$, resulting in an approximately constant rebound angle $\alpha_r = \arctan[\langle v_z \rangle_{\uparrow} / \langle v_x \rangle_{\uparrow}](z_r)$, can ensure this constraint [64, 65, 97], which combined implies $\mu_b^t \approx \text{const}$.

Approximate equality of friction coefficients

Until here our reasoning is largely in line with previous studies [60–65, 97]. These studies now concluded $\mu_b \approx \text{const}$ from $\mu_b^t \approx \text{const}$, which is consistent with our direct transport simulations, as shown in Fig. 8(a). In fact, it can be seen that μ_b^t / μ_b is relatively close unity for most simulated conditions, except for very viscous bedload transport conditions ($\sqrt{s}\text{Ga} \leq 1$) with $\Theta / \Theta_t \gtrsim 2$. However, exactly for these conditions, $\mu_b \approx \text{const}$ has been explained from the local rheology of dense viscous suspension (Sec. IV A). Interestingly, conditions with $\sqrt{s}\text{Ga} \leq 1$ and $\Theta / \Theta_t \lesssim 2$ exhibit values of μ_b^t / μ_b that are again relatively close to unity, as shown for an exemplary case in the inset of Fig. 8(a). This suggests that the rebound interpretation of $\mu_b \approx \text{const}$ explained in this section may actually apply to very viscous bedload transport at low transport stages even though the hopping motion is dominated by particles sliding and rolling along the granular bed [72].

Figure 8(b) shows that the contact friction coefficient $\mu^c \equiv -P_{zx}^c / P_{zz}^c$ is relatively close to μ_b for all simulated conditions. Furthermore, Fig. 8(c) tests the hypothesis of previous studies [60–65, 97] that $P_{ij}^c(z_r) \approx P_{ij}(z_r)$ is the reason why $\mu_b^t \approx \mu_b$. It can be seen that, while this reasoning works well for saltation transport conditions, it does not hold for bedload transport conditions because $\mu_b^t \approx \mu_b$ despite $P_{ij}^c(z_r) \ll P_{ij}(z_r)$.

In the Appendix, we derive $\mu_b^t \approx \mu_b^c \approx \mu_b$ from first physical principles. In summary, this derivation mainly exploits that the granular transport layer is gaslike, which means that collisions between particles located above the Bagnold interface are predominantly binary. This property allows us to write the contact stress tensor component $P_{zi}^c(z_r)$ as the total impulse per unit bed area per unit time generated by collisions between particles transported above the Bagnold interface with bed particles below the Bagnold interface. Using Eq. (10) (which is based on the steady-state mass balance) and that the Bagnold interface ($z = z_r$) is the effective elevation of energetic particle-bed rebounds (Sec. III A), it can then be shown that each such collision approximately generates the impulse equivalent per unit bed area per unit time of the associated kinetic stress tensor component $P_{zi}^t(z_r)$, which implies $P_{zi}^c(z_r) \approx \bar{R}_{\uparrow z_r} P_{zi}^t(z_r)$, where $\bar{R}_{\uparrow z_r}$ is the average number of such collisions per crossing of the Bagnold interface from below. As $\bar{R}_{\uparrow z_r}$ is the same for $i = x$ and $i = z$, it eventually follows $\mu_b^c \approx \mu_b^t$ and thus $\mu_b^t \approx \mu_b^c \approx \mu_b$.

V. DISCUSSION AND CONCLUSIONS

We have used numerical simulations that couple the discrete element method for the particle motion with a continuum Reynolds-averaged description of hydrodynamics to study the physical origin and universality of theoretical threshold shear stress-based models of the rate of nonsuspended sediment transport for a large range of Newtonian fluids driving transport, including viscous and turbulent liquids and air. The vast majority of such models are based

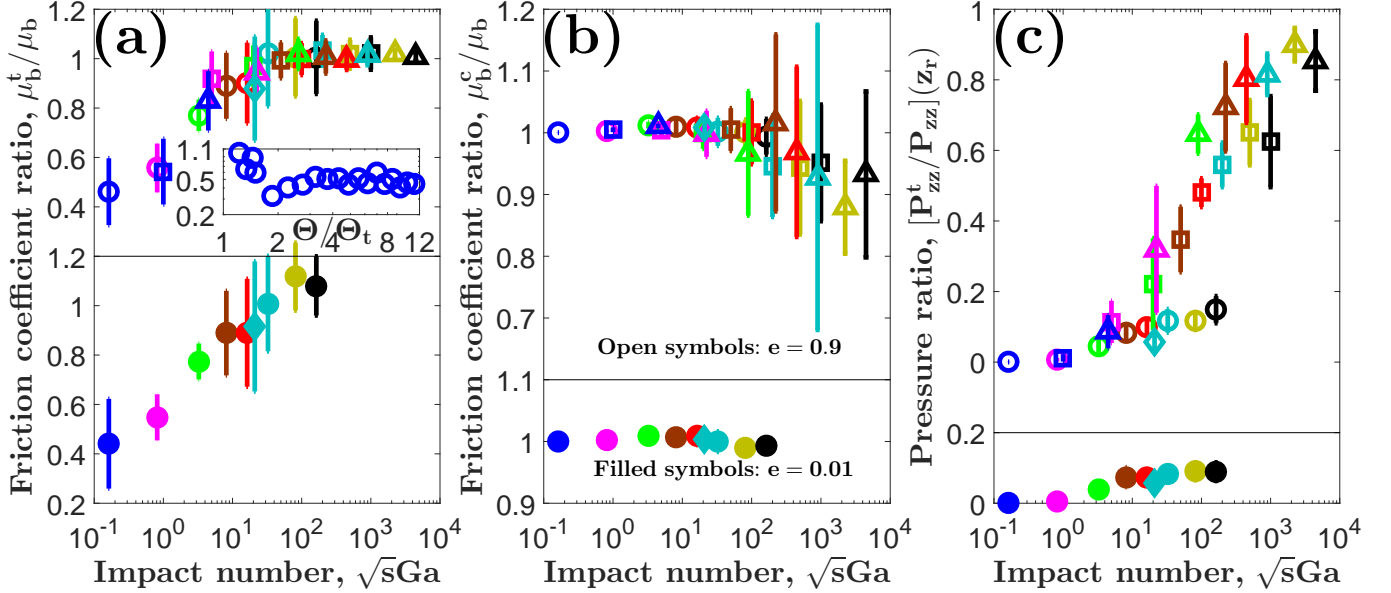


FIG. 8. **Approximate equality of friction coefficients.** Friction ratios (a) μ_b^t/μ_b and (b) μ_b^c/μ_b and pressure ratio (c) $[P_{zz}^t/P_{zz}](z_r)$ versus impact number $\sqrt{s}Ga$. Symbols correspond to data from our direct transport simulations for various combinations of the particle-fluid-density ratio s , Galileo number Ga , and Shields number Θ . For symbol legend, see Fig. 3. For conditions with $s \leq 2.65$ (corresponding to bedload transport), the restitution coefficient has been varied to mimic the minimal ($e = 0.9$) and nearly maximal ($e = 0.01$) possible effect of lubrication forces. The vertical bars indicate the range of values the quantities cover with varying Θ above about $2\Theta_t$. This lower limit is imposed to separate the random variability due to bad statistics when Θ is close to Θ_t [e.g., see Fig. 4(c)] from the actual variability. Inset of (a): friction ratio μ_b^t/μ_b versus rescaled Shields number Θ/Θ_t for very viscous bedload transport ($s = 2.65$, $Ga = 0.1$, $e = 0.9$).

on, or can be reformulated in the spirit of, Bagnold’s [18–20] assumption that there is a well-defined interface between granular bed and transport layer, which we have called the “Bagnold interface”, with certain special properties (Properties 1-3 in the Introduction). From our study, we have gained the following insights:

1. Our simulations support the hypothesis that the Bagnold interface corresponds to the effective elevation at which the most energetic particles rebound, which can be mathematically defined through a maximum of the local production rate of cross-correlation fluctuation energy [Eq. (6)].
2. Our simulations indicate that, in general, the transition between the solidlike granular bed and gaslike granular transport layer occurs through a very thin granular creepinglike zone, which contains the Bagnold interface and which is associated with a nonlocal granular flow rheology. A local rheology, which is required for liquidlike behavior, is usually found only for relatively intense transport conditions [Figs. 5(b) and 5(c)]. The absence of a liquidlike rheology at low transport stages implies that two-phase flow models of sediment transport that are based on local rheology models [85, 131] can be applied only to sufficiently intense transport conditions.
3. As the majority of sediment transport is gaslike, the transport rate above the Bagnold interface well approximates the overall transport rate, as supported by our simulations [Figs. 3(a) and 4(a)] and demanded by Property 1.
4. Our simulations indicate that the ratio between the particle shear stress and normal-bed pressure at the Bagnold interface, the bed friction coefficient μ_b , varies between about 0.5 and 0.9 for the entire range of simulated conditions [Figs. 3(b) and 4(b)]. In particular, μ_b is insensitive to the fluid shear stress τ , as demanded by Property 2. The physical origin of this universal approximate invariance of μ_b has been physically linked to a steady transport state in which particles continuously rebound at the bed surface (Fig. 7).
5. Very viscous bedload transport ($\sqrt{s}Ga \lesssim 1$) not too far above the flow threshold ($\Theta \gtrsim 2\Theta_t$) poses a notable exception: our simulations indicate that the granular flow around the Bagnold interface is liquidlike [Figs. 5(a) and 6], and the friction law has been physically linked to the local rheology of dense viscous suspensions.
6. As the friction law is obeyed at the base of the gaslike transport layer, μ_b fundamentally differs from the constant yield stress ratio associated with the solid-liquid transition in dense granular flows and suspensions. This finding challenges a large number of studies [18–28] according to which μ_b is the yield stress ratio.
7. Our simulations indicate that the local fluid shear stress $\tau_f(z_r)$ at the Bagnold interface reduces to a value near the flow threshold τ_t at low transport stages and remains constant or decreases with increasing Shields number

Θ , consistent with Property 3. However, once a critical value $\Theta \approx 0.5$ is exceeded, $\tau_f(z_r)$ begins to increase and enters a regime in which it becomes proportional to $\Theta_t \tau$. This behavior results in a deviation from Property 3 for sufficiently viscous bedload transport ($\sqrt{s}\text{Ga} \lesssim 10$).

Concerning the last point, it is commonly argued that $\tau_f(z_r)$ reduces to the smallest value that just allows entrainment of bed sediment (by the splash caused by particle-bed impacts and/or by the action of fluid forces), which is assumed to be near τ_t [18–28, 54–63]. However, according to our recent study [72], τ_t is not an entrainment threshold but rather a rebound threshold: the minimal fluid shear stress needed to compensate the average energy loss of rebounding particles by the fluid drag acceleration during particle trajectories. That is, $\tau_f(z_r)$ reduces to the smallest value that just allows a long-lasting rebound motion. This interpretation (which was originally proposed by Bagnold [1] for turbulent saltation transport but later discarded) is independent of whether the bed is rigid or erodible and consistent with our finding that $\mu_b \approx \text{const}$ is linked to a steady rebound state rather than the constant yield stress ratio at the granular solid-liquid transition. In fact, based on this rebound picture, we have proposed a universal analytical flow threshold model [72], which uses $\mu_b = 0.63$ (the simulation mean) and which predicts τ_t for arbitrary environmental conditions in simultaneous agreement with available measurements in air and viscous and turbulent liquids despite not being fitted to any kind of experimental data. That is, the only ingredient that remains missing for a universal scaling law predicting the rate of nonsuspended sediment transport [i.e., a version of Eq. (1) that is applicable to arbitrary environmental conditions] is a universal scaling law for the average particle velocity \bar{v}_x in the flow direction. So far, we have succeeded in deriving an expression for \bar{v}_x for sufficiently low Θ/Θ_t [72], and we are currently working on a generalization to arbitrarily large Θ/Θ_t . Finally, we would like to emphasize that bed sediment entrainment, even though it does not seem to affect the functional structure of the scaling laws of nonsuspended sediment transport, is still required to sustain the equilibrium state described by such laws [72].

ACKNOWLEDGMENTS

We acknowledge support from a grant from the National Natural Science Foundation of China (No. 11750410687).

Appendix: Physical derivation of equality of friction coefficients

First, we use the steady momentum balance with respect to contact forces: $-P_{zi}^c = \rho_p \phi \langle a_i^c \rangle$ [69], where \mathbf{a}^c is the particle acceleration due to contact forces ($\mathbf{F}^{cm} = \sum_n \mathbf{F}^{mn}$). Integrating this balance over elevations $z > z_r$ yields

$$P_{zi}^c(z_r) = \frac{1}{T\Delta} \sum_n \int_0^T F_i^{cn} H(z^n - z_r) dt, \quad (\text{A.1})$$

where we used $\int_{z_r}^\infty \delta(z - z^n) dz = H(z^n - z_r)$ and Eq. (2). Above the Bagnold interface ($z > z_r$), the granular flow is gaslike [Fig. 5(a)], implying that particle contacts between hopping particles mainly occur during binary collisions. Because a binary contact between a particle m and a particle n does not contribute to Eq. (A.1) due to $\mathbf{F}^{cm} + \mathbf{F}^{cn} = 0$, the contacts contributing to Eq. (A.1) are predominantly particle-bed rebounds (colored deep blue in Fig. 7). The term $\int_0^T F_i^{cn} H(z^n - z_r) dt$ thus describes the total impulse gained by particle n in time T during those particle-bed rebounds in which its center of mass is located above the Bagnold interface ($z^n > z_r$). Consecutively numbering such particle-bed rebounds by $r^n = 1, 2, \dots, R_T^n$ (Fig. 7), where R_T^n is the total number of rebounds of particle n that occur in time T above z_r , and denoting the velocity change caused by each rebound as $\delta v_i^{r^n}$, which implies that $\rho_p V_p^n \delta v_i^{r^n}$ is the gained impulse at each rebound, we obtain from Eq. (A.1)

$$P_{zi}^c(z_r) \simeq \frac{1}{T\Delta} \sum_n \sum_{r^n=1}^{R_T^n} \rho_p V_p^n \delta v_i^{r^n} = \frac{\rho_p \overline{\delta v_i^r}}{T\Delta} \sum_n R_T^n V_p^n, \quad (\text{A.2})$$

where $\overline{\delta v_i^r}$ is the average of $\delta v_i^{r^n}$ over all particles and particle-bed rebounds above z_r . Now we separate R_T^n into the number of instants $\#_{\uparrow z_r}^{n,T}$ particle n crosses the Bagnold interface from below in time T and the average number $R_{\uparrow z_r}^n$ of rebounds of particle n per such crossing that occur above z_r : $R_T^n = R_{\uparrow z_r}^n \#_{\uparrow z_r}^{n,T}$. Furthermore, as the Bagnold interface is the effective elevation of energetic particle-bed rebounds (Sec. III A), we approximate $\delta v_i^{r^n}$ by the average velocity gain at z_r : $\delta v_i^{r^n} \approx \langle v_z \rangle_{\uparrow}(z_r) - \langle v_z \rangle_{\downarrow}(z_r)$. Combining these mathematical manipulations and using Eqs. (4b) and (10), and the fact that the vertical upward-flux $[\phi_{\uparrow} \langle v_z \rangle_{\uparrow}](z_r)$ of particles through the Bagnold interface equals

the total particle volume $\sum_n \#_{\uparrow z_r}^{n,T} V^n$ that crosses the Bagnold interface from below per unit bed area Δ per unit time T , we approximately obtain from Eq. (A.2)

$$P_{zi}^c(z_r) \approx \frac{\rho_p [\langle v_z \rangle_{\uparrow} - \langle v_z \rangle_{\downarrow}](z_r)}{T\Delta} \sum_n R_{\uparrow z_r}^n \#_{\uparrow z_r}^{n,T} V_p^n = \bar{R}_{\uparrow z_r} \rho_p [\phi_{\uparrow} \langle v_z \rangle_{\uparrow}](z_r) [\langle v_z \rangle_{\uparrow} - \langle v_z \rangle_{\downarrow}](z_r) \approx \bar{R}_{\uparrow z_r} P_{zi}^t(z_r), \quad (\text{A.3})$$

where $\bar{R}_{\uparrow z_r}$ is the average number of particle-bed rebounds above z_r per crossing of the Bagnold interface from below. Equation (A.3) means that the contact contribution $P_{zi}^c(z_r)$ to the stress tensor $P_{zi}(z_r)$ is approximately proportional to the kinetic contribution $P_{zi}^t(z_r)$, where the proportionality factor $\bar{R}_{\uparrow z_r}$ is the same for $i = x$ and $i = z$. Hence, Eq. (A.3) implies $\mu_b^t \approx \mu_b^c \approx \mu_b$.

-
- [1] R. A. Bagnold, *The Physics of Blown Sand and Desert Dunes* (Methuen, New York, 1941).
 - [2] M. Yalin, *Mechanics of Sediment Transport* (Pergamon Press, Oxford, 1977).
 - [3] W. H. Graf, *Hydraulics of Sediment Transport* (Water Resources Publications, Littleton, CO, 1984).
 - [4] L. C. van Rijn, *Principles of Sediment Transport in Rivers, Estuaries and Coastal Seas* (Aqua, Amsterdam, 1993).
 - [5] P. Y. Julien, *Erosion and Sedimentation* (Cambridge University Press, Cambridge, 1998).
 - [6] M. H. Garcia, *Sedimentation Engineering: Processes, Measurements, Modeling, and Practice* (American Society of Civil Engineers, Reston, VA, 2007).
 - [7] M. C. Bourke, N. Lancaster, L. K. Fenton, E. J. R. Parteli, J. R. Zimelman, and J. Radebaugh, “Extraterrestrial dunes: An introduction to the special issue on planetary dune systems,” *Geomorphology* **121**, 1–14 (2010).
 - [8] K. Pye and H. Tsoar, *Aeolian Sand and Sand Dunes* (Springer, Berlin, 2009).
 - [9] X. Zheng, *Mechanics of Wind-Blown Sand Movements* (Springer, Berlin, 2009).
 - [10] Y. Shao, *Physics and Modelling of Wind Erosion* (Kluwer, Dordrecht, 2008).
 - [11] O. Durán, P. Claudin, and B. Andreotti, “On aeolian transport: Grain-scale interactions, dynamical mechanisms and scaling laws,” *Aeolian Research* **3**, 243–270 (2011).
 - [12] J. F. Kok, E. J. R. Parteli, T. I. Michaels, and D. Bou Karam, “The physics of wind-blown sand and dust,” *Reports on Progress in Physics* **75**, 106901 (2012).
 - [13] K. R. Rasmussen, A. Valance, and J. Merrison, “Laboratory studies of aeolian sediment transport processes on planetary surfaces,” *Geomorphology* **244**, 74–94 (2015).
 - [14] A. Valance, K. R. Rasmussen, A. Ould El Moctar, and P. Dupont, “The physics of aeolian sand transport,” *Comptes Rendus Physique* **16**, 105–117 (2015).
 - [15] E. Meyer-Peter and R. Müller, “Formulas for bedload transport,” in *Proceedings of the 2nd Meeting of the International Association for Hydraulic Structures Research* (IAHR, Stockholm, 1948) pp. 39–64.
 - [16] H. A. Einstein, *The Bed-Load Function for Sediment Transportation in Open Channel Flows* (United States Department of Agriculture, Washington, DC, 1950).
 - [17] M. S. Yalin, “An expression for bedload transportation,” *Journal of the Hydraulics Division* **89**, 221–250 (1963).
 - [18] R. A. Bagnold, “The flow of cohesionless grains in fluid,” *Philosophical Transactions of the Royal Society London A* **249**, 235–297 (1956).
 - [19] R. A. Bagnold, “An approach to the sediment transport problem from general physics,” in *US Geological Survey Professional Paper 422-I* (U.S. Government Printing Office, Washington, DC, 1966).
 - [20] R. A. Bagnold, “The nature of saltation and “bed-load” transport in water,” *Proceedings of the Royal Society London Series A* **332**, 473–504 (1973).
 - [21] K. Ashida and M. Michiue, “Study on hydraulic resistance and bedload transport rate in alluvial streams,” *Proceedings of the Japan Society of Civil Engineers* **206**, 59–69 (1972).
 - [22] F. Engelund and J. Fredsøe, “A sediment transport model for straight alluvial channels,” *Nordic Hydrology* **7**, 293–306 (1976).
 - [23] A. Kovacs and G. Parker, “A new vectorial bedload formulation and its application to the time evolution of straight river channels,” *Journal of Fluid Mechanics* **267**, 153–183 (1994).
 - [24] Y. Nino and M. Garcia, “Gravel saltation 2. Modeling,” *Water Resources Research* **30**, 1915–1924 (1994).
 - [25] Y. Nino and M. Garcia, “Using Lagrangian particle saltation observations for bedload sediment transport modelling,” *Hydrological Processes* **12**, 1197–1218 (1998).
 - [26] G. Seminara, L. Solari, and G. Parker, “Bed load at low Shields stress on arbitrarily sloping beds: Failure of the Bagnold hypothesis,” *Water Resources Research* **38**, 1249 (2002).
 - [27] G. Parker, G. Seminara, and L. Solari, “Bed load at low shields stress on arbitrarily sloping beds: Alternative entrainment formulation,” *Water Resources Research* **39**, 1183 (2003).
 - [28] A. D. Abrahams and P. Gao, “A bed-load transport model for rough turbulent open-channel flows on plain beds,” *Earth Surface Processes and Landforms* **31**, 910–928 (2006).
 - [29] R. Fernandez Luque and R. van Beek, “Erosion and transport of bedload sediment,” *Journal of Hydraulic Research* **14**, 127–144 (1976).
 - [30] G. M. Smart, “Sediment transport formula for steep channels,” *Journal of Hydraulic Engineering* **110**, 267–276 (1984).

- [31] E. Lajeunesse, L. Malverti, and F. Charru, “Bed load transport in turbulent flow at the grain scale: Experiments and modeling,” *Journal of Geophysical Research* **115**, F04001 (2010).
- [32] H. Capart and L. Fraccarollo, “Transport layer structure in intense bedload,” *Geophysical Research Letters* **38**, L20402 (2011).
- [33] J. J. J. Doorschot and M. Lehning, “Equilibrium saltation: Mass fluxes, aerodynamic entrainment, and dependence on grain properties,” *Boundary-Layer Meteorology* **104**, 111–130 (2002).
- [34] D. M. Hanes and A. J. Bowen, “A granular-fluid model for steady intense bed-load transport,” *Journal of Geophysical Research* **90**, 9149–9158 (1985).
- [35] Y. Nino, M. Garcia, and L. Ayala, “Gravel saltation 1. Experiments,” *Water Resources Research* **30**, 1907–1914 (1994).
- [36] Y. Nino and M. Garcia, “Experiments on saltation of sand in water,” *Journal of Hydraulic Engineering* **124**, 1014–1025 (1998).
- [37] F. Charru and H. Mouilleron-Arnould, “Viscous resuspension,” *Journal of Fluid Mechanics* **452**, 303–323 (2002).
- [38] F. Charru, “Selection of the ripple length on a granular bed sheared by a liquid flow,” *Physics of Fluids* **18**, 121508 (2006).
- [39] D. Berzi, “Analytical solution of collisional sheet flows,” *Journal of Hydraulic Engineering* **137**, 1200–1207 (2011).
- [40] D. Berzi, “Transport formula for collisional sheet flows with turbulent suspension,” *Journal of Hydraulic Engineering* **139**, 359–363 (2013).
- [41] F. Charru, J. Bouteloup, T. Bonometti, and L. Lacaze, “Sediment transport and bedforms: a numerical study of two-phase viscous shear flow,” *Meccanica* **51**, 3055–3065 (2016).
- [42] R. Maurin, J. Chauchat, and P. Frey, “Revisiting slope influence in turbulent bedload transport: consequences for vertical flow structure and transport rate scaling,” *Journal of Fluid Mechanics* **839**, 135–156 (2018).
- [43] J. E. Ungar and P. K. Haff, “Steady state saltation in air,” *Sedimentology* **34**, 289–299 (1987).
- [44] M. P. Almeida, J. S. Andrade, and H. J. Herrmann, “Aeolian transport layer,” *Physical Review Letters* **96**, 018001 (2006).
- [45] M. P. Almeida, J. S. Andrade, and H. J. Herrmann, “Aeolian transport of sand,” *The European Physical Journal E* **22**, 195–200 (2007).
- [46] M. P. Almeida, E. J. R. Parteli, J. S. Andrade, and H. J. Herrmann, “Giant saltation on mars,” *Proceedings of the National Academy of Science* **105**, 6222–6226 (2008).
- [47] A. Recking, P. Frey, A. Paquier, P. Belleudy, and J. Y. Champagne, “Bed-load transport flume experiments on steep slopes,” *Journal of Hydraulic Engineering* **134**, 1302–1310 (2008).
- [48] M. Creyssels, P. Dupont, A. Ould El Moctar, A. Valance, I. Cantat, J. T. Jenkins, J. M. Pasini, and K. R. Rasmussen, “Saltating particles in a turbulent boundary layer: experiment and theory,” *Journal of Fluid Mechanics* **625**, 47–74 (2009).
- [49] T. D. Ho, A. Valance, P. Dupont, and A. Ould El Moctar, “Scaling laws in aeolian sand transport,” *Physical Review Letters* **106**, 094501 (2011).
- [50] R. L. Martin and J. F. Kok, “Wind-invariant saltation heights imply linear scaling of aeolian saltation flux with shear stress,” *Science Advances* **3**, e1602569 (2017).
- [51] O. Durán, B. Andreotti, and P. Claudin, “Numerical simulation of turbulent sediment transport, from bed load to saltation,” *Physics of Fluids* **24**, 103306 (2012).
- [52] P. Aussillous, J. Chauchat, M. Pailha, M. Médale, and É. Guazzelli, “Investigation of the mobile granular layer in bedload transport by laminar shearing flows,” *Journal of Fluid Mechanics* **736**, 594–615 (2013).
- [53] S. Z. Ali and S. Dey, “Origin of the scaling laws of sediment transport,” *Proceedings of the Royal Society London Series A* **473**, 20160785 (2017).
- [54] R. Kawamura, “Study of sand movement by wind,” in *Translated (1965) as University of California Hydraulics Engineering Laboratory Report*, 5 (University of California, Berkeley, 1951).
- [55] P. R. Owen, “Saltation of uniform grains in air,” *Journal of Fluid Mechanics* **20**, 225–242 (1964).
- [56] R. J. Kind, “A critical examination of the requirements for model simulation of wind-induced erosion/deposition phenomena such as snow drifting,” *Atmospheric Environment* **10**, 219–227 (1976).
- [57] K. Lettau and H. H. Lettau, “Exploring the world’s driest climate,” in *IES Report*, Vol. 101 (University of Wisconsin, Madison, 1978) pp. 110–147.
- [58] M. Sørensen, “An analytic model of wind-blown sand transport,” *Acta Mechanica Supplementum* **1**, 67–81 (1991).
- [59] M. Sørensen, “On the rate of aeolian sand transport,” *Geomorphology* **59**, 53–62 (2004).
- [60] G. Sauermaun, K. Kroy, and H. J. Herrmann, “A continuum saltation model for sand dunes,” *Physical Review E* **64**, 031305 (2001).
- [61] O. Durán and H. J. Herrmann, “Modelling of saturated sand flux,” *Journal of Statistical Mechanics* **2006**, P07011 (2006).
- [62] T. Pähtz, J. F. Kok, and H. J. Herrmann, “The apparent roughness of a sand surface blown by wind from an analytical model of saltation,” *New Journal of Physics* **14**, 043035 (2012).
- [63] M. Lämmel, D. Rings, and K. Kroy, “A two-species continuum model for aeolian sand transport,” *New Journal of Physics* **14**, 093037 (2012).
- [64] J. T. Jenkins and A. Valance, “Periodic trajectories in aeolian sand transport,” *Physics of Fluids* **26**, 073301 (2014).
- [65] D. Berzi, J. T. Jenkins, and A. Valance, “Periodic saltation over hydrodynamically rough beds: aeolian to aquatic,” *Journal of Fluid Mechanics* **786**, 190–209 (2016).
- [66] H. J. Huang, T. L. Bo, and X. J. Zheng, “Numerical modeling of wind-blown sand on Mars,” *The European Physical Journal E* **37**, 80 (2014).
- [67] P. Wang and X. Zheng, “Unsteady saltation on mars,” *Icarus* **260**, 161–166 (2015).

- [68] B. Walter, S. Horender, C. Voegeli, and M. Lehning, “Experimental assessment of Owen’s second hypothesis on surface shear stress induced by a fluid during sediment saltation,” *Geophysical Research Letters* **41**, 6298–6305 (2014).
- [69] T. Pähz, O. Durán, T.-D. Ho, A. Valance, and J. F. Kok, “The fluctuation energy balance in non-suspended fluid-mediated particle transport,” *Physics of Fluids* **27**, 013303 (2015), see supplementary material for theoretical derivations.
- [70] R. Maurin, J. Chauchat, B. Chareyre, and P. Frey, “A minimal coupled fluid-discrete element model for bedload transport,” *Physics of Fluids* **27**, 113302 (2015).
- [71] T. Pähz and O. Durán, “Fluid forces or impacts: What governs the entrainment of soil particles in sediment transport mediated by a Newtonian fluid?” *Physical Review Fluids* **2**, 074303 (2017).
- [72] T. Pähz and O. Durán, “The cessation threshold of nonsuspended sediment transport across aeolian and fluvial environments,” *Journal of Geophysical Research: Earth Surface* **123**, 1638–1666 (2018).
- [73] S. Courrech du Pont, P. Gondret, B. Perrin, and M. Rabaud, “Granular avalanches in fluids,” *Physical Review Letters* **90**, 044301 (2003).
- [74] GDR MiDi, “On dense granular flows,” *The European Physical Journal E* **14**, 341–365 (2004).
- [75] C. Cassar, M. Nicolas, and O. Pouliquen, “Submarine granular flows down inclined planes,” *Physics of Fluids* **17**, 103301 (2005).
- [76] P. Jop, Y. Forterre, and O. Pouliquen, “A constitutive law for dense granular flows,” *Nature* **441**, 727–730 (2006).
- [77] Y. Forterre and O. Pouliquen, “Flows of dense granular media,” *Annual Review of Fluid Mechanics* **40**, 1–24 (2008).
- [78] B. Andreotti, Y. Forterre, and O. Pouliquen, *Granular Media: Between Fluid and Solid* (Cambridge University Press, Cambridge, 2013).
- [79] P. Jop, “Rheological properties of dense granular flows,” *Comptes Rendus Physique* **16**, 62–72 (2015).
- [80] F. Boyer, É. Guazzelli, and O. Pouliquen, “Unifying suspension and granular rheology,” *Physical Review Letters* **107**, 188301 (2011).
- [81] M. Trulsson, B. Andreotti, and Philippe Claudin, “Transition from the viscous to inertial regime in dense suspensions,” *Physical Review Letters* **109**, 118305 (2012).
- [82] C. Ness and J. Sun, “Flow regime transitions in dense non-Brownian suspensions: Rheology, microstructural characterization, and constitutive modeling,” *Physical Review E* **91**, 012201 (2015).
- [83] C. Ness and J. Sun, “Shear thickening regimes of dense non-Brownian suspensions,” *Soft Matter* **12**, 914–924 (2016).
- [84] L. Amarsid, J.-Y. Delenne, P. Mutabaruka, Y. Monerie, F. Perales, and F. Radjai, “Viscoinertial regime of immersed granular flows,” *Physical Review E* **96**, 012901 (2017).
- [85] R. Maurin, J. Chauchat, and P. Frey, “Dense granular flow rheology in turbulent bedload transport,” *Journal of Fluid Mechanics* **804**, 490–512 (2016).
- [86] M. Houssais, C. P. Ortiz, D. J. Durian, and D. J. Jerolmack, “Rheology of sediment transported by a laminar flow,” *Physical Review E* **94**, 062609 (2016).
- [87] M. Houssais and D. J. Jerolmack, “Toward a unifying constitutive relation for sediment transport across environments,” *Geomorphology* **277**, 251–264 (2017).
- [88] R. Delannay, A. Valance, A. Mangeney, O. Roche, and P. Richard, “Granular and particle-laden flows: from laboratory experiments to field observations,” *Journal of Physics D: Applied Physics* **50**, 053001 (2017).
- [89] S. Roy, S. Luding, and T. Weinhart, “A general(ized) local rheology for wet granular materials,” *New Journal of Physics* **19**, 043014 (2017).
- [90] K. Kamrin and G. Koval, “Nonlocal constitutive relation for steady granular flow,” *Physical Review Letters* **108**, 178301 (2012).
- [91] M. Bouzid, M. Trulsson, P. Claudin, E. Clément, and B. Andreotti, “Nonlocal rheology of granular flows across yield conditions,” *Physical Review Letters* **111**, 238301 (2013).
- [92] M. Bouzid, A. Izzet, M. Trulsson, E. Clément, P. Claudin, and B. Andreotti, “Non-local rheology in dense granular flows – Revisiting the concept of fluidity,” *The European Physics Journal E* **38**, 125 (2015).
- [93] K. Nichol, A. Zanin, R. Bastien, E. Wandersman, and M. van Hecke, “Flow-induced agitations create a granular fluid,” *Physical Review Letters* **104**, 078302 (2010).
- [94] K. A. Reddy, Y. Forterre, and O. Pouliquen, “Evidence of mechanically activated processes in slow granular flows,” *Physical Review Letters* **106**, 108301 (2011).
- [95] M. Houssais, C. P. Ortiz, D. J. Durian, and D. J. Jerolmack, “Onset of sediment transport is a continuous transition driven by fluid shear and granular creep,” *Nature Communications* **6**, 6527 (2015).
- [96] B. Allen and A. Kudrolli, “Granular bed consolidation, creep, and armoring under subcritical fluid flow,” *Physical Review Fluids* **3**, 074305 (2018).
- [97] D. Berzi, A. Valance, and J. T. Jenkins, “The threshold for continuing saltation on Earth and other solar system bodies,” *Journal of Geophysical Research: Earth Surface* **122**, 1374–1388 (2017).
- [98] M. W. Schmeekle, “Numerical simulation of turbulence and sediment transport of medium sand,” *Journal of Geophysical Research: Earth Surface* **119**, 1240–1262 (2014).
- [99] J. R. D. Francis, “Experiments on the motion of solitary grains along the bed of a water-stream,” *Philosophical Transactions of the Royal Society London A* **332**, 443–471 (1973).
- [100] J. E. Abbott and J. R. D. Francis, “Saltation and suspension trajectories of solid grains in a water stream,” *Philosophical Transactions of the Royal Society of London A* **284**, 225–254 (1977).
- [101] D. M. Hanes and D. L. Inman, “Experimental evaluation of a dynamic yield criterion for granular fluid flows,” *Journal of Geophysical Research* **90**, 3670–3674 (1985).

- [102] M. V. Carneiro, T. Pächtz, and H. J. Herrmann, “Jump at the onset of saltation,” *Physical Review Letters* **107**, 098001 (2011).
- [103] M. V. Carneiro, N. A. M. Araújo, T. Pächtz, and H. J. Herrmann, “Midair collisions enhance saltation,” *Physical Review Letters* **111**, 058001 (2013).
- [104] C. Ji, A. Munjiza, E. Avital, J. Ma, and J. J. R. Williams, “Direct numerical simulation of sediment entrainment in turbulent channel flow,” *Physics of Fluids* **25**, 056601 (2013).
- [105] O. Durán, B. Andreotti, and P. Claudin, “Turbulent and viscous sediment transport - a numerical study,” *Advances in Geosciences* **37**, 73–80 (2014).
- [106] O. Durán, P. Claudin, and B. Andreotti, “Direct numerical simulations of aeolian sand ripples,” *Proceedings of the National Academy of Science* **111**, 15665–15668 (2014).
- [107] A. G. Kidanemariam and M. Uhlmann, “Direct numerical simulation of pattern formation in subaqueous sediment,” *Journal of Fluid Mechanics* **750**, R2 (2014).
- [108] A. G. Kidanemariam and M. Uhlmann, “Interface-resolved direct numerical simulation of the erosion of a sediment bed sheared by laminar channel flow,” *International Journal of Multiphase Flow* **67**, 174–188 (2014).
- [109] A. G. Kidanemariam and M. Uhlmann, “Formation of sediment patterns in channel flow: minimal unstable systems and their temporal evolution,” *Journal of Fluid Mechanics* **818**, 716–743 (2017).
- [110] B. Vowinckel, T. Kempe, and J. Fröhlich, “Fluid-particle interaction in turbulent open channel flow with fully-resolved mobile beds,” *Advances in Water Resources* **72**, 32–44 (2014).
- [111] B. Vowinckel, R. Jain, T. Kempe, and J. Fröhlich, “Entrainment of single particles in a turbulent open-channel flow: a numerical study,” *Journal of Hydraulic Research* **54**, 158–171 (2016).
- [112] S. K. Arolla and O. Desjardins, “Transport modeling of sedimenting particles in a turbulent pipe flow using Euler-Lagrange large eddy simulation,” *International Journal of Multiphase Flow* **75**, 1–11 (2015).
- [113] T. Pächtz, A. Omeradžić, M. V. Carneiro, N. A. M. Araújo, and H. J. Herrmann, “Discrete element method simulations of the saturation of aeolian sand transport,” *Geophysical Research Letters* **120**, 1153–1170 (2015).
- [114] M. V. Carneiro, K. R. Rasmussen, and H. J. Herrmann, “Bursts in discontinuous aeolian saltation,” *Scientific Reports* **5**, 11109 (2015).
- [115] A. H. Clark, M. D. Shattuck, N. T. Ouellette, and C. S. O’Hern, “Onset and cessation of motion in hydrodynamically sheared granular beds,” *Physical Review E* **92**, 042202 (2015).
- [116] A. H. Clark, M. D. Shattuck, N. T. Ouellette, and C. S. O’Hern, “Role of grain dynamics in determining the onset of sediment transport,” *Physical Review Fluids* **2**, 034305 (2017).
- [117] J. J. Derksen, “Simulations of granular bed erosion due to a mildly turbulent shear flow,” *Journal of Hydraulic Research* **53**, 622–632 (2015).
- [118] J. R. Finn and M. Li, “Regimes of sediment-turbulence interaction and guidelines for simulating the multiphase bottom boundary layer,” *International Journal of Multiphase Flow* **85**, 278–283 (2016).
- [119] J. R. Finn, M. Li, and S. V. Apte, “Particle based modelling and simulation of natural sand dynamics in the wave bottom boundary layer,” *Journal of Fluid Mechanics* **796**, 340–385 (2016).
- [120] R. Sun and H. Xiao, “SediFoam: A general-purpose, open-source CFDDEM solver for particle-laden flow with emphasis on sediment transport,” *Computers & Geosciences* **89**, 207–219 (2016).
- [121] H. A. Elghannay and D. K. Tafti, “Les-dem simulations of sediment transport,” *International Journal of Sediment Research* (2017), 10.1016/j.ijsrc.2017.09.006.
- [122] H. A. Elghannay and D. K. Tafti, “Sensitivity of numerical parameters on DEM predictions of sediment transport,” *Particulate Science and Technology* **36**, 438–446 (2017).
- [123] C. González, D. H. Richter, D. Bolster, S. Bateman, J. Calantoni, and C. Escauriaza, “Characterization of bedload intermittency near the threshold of motion using a Lagrangian sediment transport model,” *Environmental Fluid Mechanics* **17**, 111–137 (2017).
- [124] Z. Cheng, J. Chauchat, T. J. Hsu, and J. Calantoni, “Eddy interaction model for turbulent suspension in Reynolds-averaged Euler-Lagrange simulations of steady sheet flow,” *Advances in Water Resources* **111**, 435–451 (2018).
- [125] P. Seil, S. Pirker, and T. Lichtenegger, “Onset of sediment transport in mono- and bidisperse beds under turbulent shear flow,” *Computational Particle Mechanics* **5**, 203–212 (2018).
- [126] P. Gondret, M. Lance, and L. Petit, “Bouncing motion of spherical particles in fluids,” *Physics of Fluids* **14**, 643 (2002).
- [127] F. L. Yang and M. L. Hunt, “Dynamics of particle-particle collisions in a viscous liquid,” *Physics of Fluids* **18**, 121506 (2006).
- [128] J. A. Simeonov and J. Calantoni, “Dense granular flow rheology in turbulent bedload transport,” *International Journal of Multiphase Flow* **46**, 38–53 (2012).
- [129] N. Brodu, R. Delannay, A. Valance, and P. Richard, “New patterns in high-speed granular flows,” *Journal of Fluid Mechanics* **769**, 218–228 (2015).
- [130] T. G. Drake and J. Calantoni, “Discrete particle model for sheet flow sediment transport in the nearshore,” *Journal of Geophysical Research* **106**, 19859–19868 (2001).
- [131] F. Chiodi, P. Claudin, and B. Andreotti, “A two-phase flow model of sediment transport: transition from bedload to suspended load,” *Journal of Fluid Mechanics* **755**, 561–581 (2014).