

Some comments on the electrostatic forces between circular electrodes

Francesco Maccarrone¹ and Giampiero Paffuti^{1,2}

¹Dipartimento di Fisica - Università di Pisa, Largo Pontecorvo 7,
Pisa, Italy

²INFN sezione di Pisa, L.go Pontecorvo 3 Ed. C, I-56127 Pisa,
Italy

March 5, 2024

Abstract

We study the force between two circular electrodes in different configurations. A formula analogous to Kelvin's formula for the spheres is given in the case of equal disks held at the same potential and when one plate is earthed. An expression for the force at short distance between two arbitrarily charged disks is found: the generic case shows a logarithmic repulsive force, also for disks carrying charges of opposite sign. Some numerical computations support the results. A classification for the possible behaviors of the force is proposed on the basis of a decomposition of the capacitance matrix. It is shown that the forces depend strongly on the dimensionality of the contact zone between the conductors. The analysis is supported by a numerical computation carried for the case of two disks of different radii.

1 Introduction

The knowledge of the electrostatic force between two charged conductors has a theoretical and practical importance. Its exact calculation is possible through the capacitance coefficients [1], whose analytical value is known only for few selected geometries and arrangements of the electrodes.

For large distances between the charged bodies the problem can be understood in terms of the properties of the isolated conductors [2] and, in principle, it is solved. For short distances, the situation is more complex. A physical argument rests on the fact that when the two conductors touch, a new system is formed. Some unexpected properties arise in this regime. For example, two spheres of like charges almost always attract, as shown by J.Lekner [3].

A particularly intriguing problem is the following: which is the force between two equal conductors at the same potential? This problem was solved in a classical work by Lord Kelvin[4] for the case of two spheres of equal radius a finding a repulsive finite force at short distances:

$$F = \frac{Q^2}{a^2} \frac{4 \log(2) - 1}{24 (\log(2))^2} \quad (1)$$

Another classical case studied by Kelvin is a couple of spheres when one of the two is earthed. These problems have been recently revisited and generalized to spheres of different radii by J.Lekner[3], who give an instructive study of different physical situations.

In this work we study the same problem for the case of two coaxial disks of radius a , when the distance ℓ between them goes to zero. For two disks with fixed charges Q_1, Q_2 we find a *logarithmically divergent* force at short distances, the only exception being $Q_2 = -Q_1$, when the force is attractive and constant. Moreover a curious, and potentially interesting, behaviour is observed in this near regime when the disks carry charges of different sign and of different absolute value. We found that the interaction cancels at a given distance and become repulsive for smaller gaps. In a way, the behaviour is the counterpart of that reported for two spheres. Owing to the redistribution of charges on the surface of the disks the interaction pass from attraction to repulsion for total charges of different sign. Surprisingly, this situation appears also for two disks with charges of the same sign if the ratio of the two charge is small, $Q_1/Q_2 \lesssim 0.16$.

With conductors we can consider configurations different from the standard case of two bodies of given charges, i.e. two conductors at fixed potentials and one conductor with charge Q while the other is held at fixed potential. These two cases cover the Kelvin's configurations. We will give below the small distance behaviour of the forces in these cases, for two disks.

This paper is organized as follows. In section 2 we present the general framework and give a formal expression for the forces. In section 3, a simple analysis of an integral equation provide us the needed asymptotic terms in the capacitance matrix. We complete the analysis and give the explicit expression for forces between the disks in different cases. Particularly, we show that disks charged with different charges of opposite sign repel each other for an appropriate reduction of the inter-electrode distance. The calculated distribution of surface charge in this case gives a physical insight in this curious result. In section 4 we propose a generalization to the case of arbitrary conductors, based on a particular decomposition of the capacitance matrix. With this method the role of the dimensionality of the contact zone is emphasized and the corresponding different behaviour of forces is naturally explained. This approach is checked in the case of two disks with different radii, where a constant force arises at short distances.

2 Method

Charges and potentials for two electrodes are linearly related

$$Q_i = \sum_j C_{ij} V_j; \quad V_i = \sum_j M_{ij} Q_j \quad (2)$$

C_{ij} are the elements the symmetric capacitance matrix and its inverse, with elements M_{ij} , is the potential matrix. The electrostatic energy of the system is given by the quadratic forms

$$W = \frac{1}{2} \sum_{i,j} C_{ij} V_i V_j = \frac{1}{2} \sum_{i,j} M_{ij} Q_i Q_j. \quad (3)$$

In the general case, all the quantities in both quadratic forms of (3) depend on the distance ℓ between the conductors. On the other hand, the choice of the first or the other form is convenient when conductors at fixed potentials or at fixed charges are studied. The force between the conductors is found by derivation of energy. For example, if the two disks have fixed charges, Q_1 and Q_2 respectively the force in the axial direction is

$$F = -\frac{1}{2} \sum_{i,j} Q_i Q_j \frac{\partial}{\partial \ell} M_{ij} \quad (4)$$

All the previous formulas simplify for equal conductors, e.g. equal disks, because $C_{11} = C_{22}$ and $M_{11} = M_{22}$. For equal conductors, it is convenient to distinguish in the capacitance matrix the usual relative capacitance, given in this case by $C = (C_{11} - C_{12})/2$ and the symmetric combination $C_g = (C_{11} + C_{12})$ which enters in the computation of the energy for fixed potentials. In terms of these quantity

$$C_{11} = C + \frac{1}{2} C_g; \quad C_{12} = -C + \frac{1}{2} C_g \quad (5)$$

Let us consider the electrodes at fixed charges. The matrix M_{ij} is calculated inverting C_{ij} and substituting in (3) we obtain for the energy

$$W = \frac{1}{4} (Q_1 + Q_2)^2 \frac{1}{C_g} + \frac{1}{8} (Q_1 - Q_2)^2 \frac{1}{C} \quad (6)$$

The force is given by

$$F(Q_1, Q_2, \kappa) = -\frac{(Q_1 + Q_2)^2}{4} \frac{\partial}{\partial \ell} \frac{1}{C_g} - \frac{(Q_1 - Q_2)^2}{8} \frac{\partial}{\partial \ell} \frac{1}{C} \quad (7)$$

where $\kappa = \ell/a$ is called aspect ratio of the two-disks system.

The rationale behind the decomposition (5) lies in the isolation of the divergent behaviour as $\ell \rightarrow 0$. In the general case [5]

$$\lim_{\ell \rightarrow 0} (C_{11} + C_{22} + 2C_{12}) = C_T \quad (8)$$

where C_T is the capacitance of the conductor obtained when the two separated bodies touch. For equal conductors $C_g \rightarrow C_T/2$ which is a finite quantity. Let us note that C_g is the only term which enter in the computation of the force for equal charges.

It is well known that the expression (7) is valid in every circumstance, for equal conductors, depending only on Coulomb's law, but the dependence on ℓ is hidden also in the charges when the bodies are held at fixed potential. For completeness let us shortly review the case of equal potential $V_1 = V_2 = V$. The charges are equal by symmetry $Q_1 = Q_2 = Q_V$ and from (7)

$$F_V = F(Q_V, Q_V, \kappa) = -Q_V^2 \frac{\partial}{\partial \ell} \frac{1}{C_g} = \frac{Q_V^2}{C_g^2} \frac{\partial}{\partial \ell} C_g \quad (9)$$

By noticing that from (2) in this case $Q_V = C_g V$ we can also write

$$F_V = V^2 \frac{\partial}{\partial \ell} C_g \quad (10)$$

This result can be directly obtained by expressing the electrostatic energy W in terms of V and taking $F = +\partial_\ell W$. The plus sign is due to the energy supplied by the voltage source, as explained in textbooks[6]. Using the decomposition (5) the general case of two different potentials V_1, V_2 give rise to a force

$$F_{V_1, V_2} = \bar{V}^2 \frac{\partial}{\partial \ell} C_g + \frac{\Delta V^2}{2} \frac{\partial}{\partial \ell} C \quad (11)$$

with $\bar{V} = (V_1 + V_2)/2$ and $\Delta V = V_1 - V_2$.

A third interesting configuration is one conductor with charge Q_1 , fixed, and the second one held at potential 0. To give the explicit dependence of the force on ℓ we can follow the procedure used above. As $V_2 = 0$ the conductor 1 is at potential $V_1 = Q_1/C_{11}$ while conductor 2 has a charge $Q_2 = C_{21}V_1 = Q_1 C_{12}/C_{11}$. Substitution in (7) gives, after expressing C_g and C in terms of C_{11} and C_{12} :

$$F_E = -\frac{1}{2} Q_1^2 \frac{\partial}{\partial \ell} \frac{1}{C_{11}} \quad (12)$$

The same result can be obtained more easily from (3), but this derivation has the merit of eliminating any doubt about signs. Expressions (10) and (12) apply to Kelvin's configurations.

In summary, the knowledge of the force between the two conductors is equivalent to that of the dependence of the coefficients of capacitance and of potential, forming matrix \mathbf{C} and \mathbf{M} . Unfortunately, their analytic forms is limited to few cases. On the contrary, some concluding remarks can be drawn from the asymptotic behaviour of these parameters both in the far limit and in the near one. Elsewhere [2] we treated the large distance behaviour of C_{ij} and M_{ij} and in this limit the forces can be easily obtained by general formulas involving the self capacitances and other intrinsic parameters of the conductors. Our aim is to get an explicit formula for the forces in the case of two coaxial disks of radius

a separated by a distance ℓ in the region $\ell \ll a$. Following (7) this purpose requires the knowledge of the behaviour of the relative capacitance C and of C_g in the near limit ($\kappa \rightarrow 0$) and this is the content of the following section.

3 The capacitor with two equal disks

It is known[7, 8, 9, 10, 5] that the general electrostatics problem for two coaxial disks of radius a and distance ℓ , can be reduced to the solution of a pair of integral equations

$$\begin{aligned} V_1 &= F_1(t) + \int_0^1 K(t, z; \kappa) F_2(z) dz; \\ V_2 &= F_2(t) + \int_0^1 K(t, z; \kappa) F_1(z) dz \end{aligned} \quad (13)$$

where $\kappa = \ell/a$ and

$$K(t, z; \kappa) = \frac{\kappa}{\pi} \left(\frac{1}{(z-t)^2 + \kappa^2} + \frac{1}{(z+t)^2 + \kappa^2} \right). \quad (14)$$

The charges on the disks are shown to be

$$Q_1 = a \frac{2}{\pi} \int_0^1 F_1(t) dt, \quad Q_2 = a \frac{2}{\pi} \int_0^1 F_2(t) dt. \quad (15)$$

The coefficients C_{ij} can be in principle computed by solving the system (13), and their linear combinations C_g and C .

C can be numerically calculated with very high precision [11, 12] from (13) but as we need only its asymptotic expansion we give directly the known final result, for $\kappa \rightarrow 0$:

$$C \underset{\kappa \rightarrow 0}{\sim} a \left\{ \frac{1}{4\kappa} + \frac{1}{4\pi} \left[\log \left(16\pi \frac{1}{\kappa} \right) - 1 \right] \right\} + a \left\{ \frac{1}{16\pi^2 \kappa} \left[\left(\log \left(\frac{\kappa}{16\pi} \right) \right)^2 - 2 \right] \right\} \quad (16)$$

The first line in (16) is the classical Kirchhoff[13] asymptotic expression, the second line, a subleading correction, has been computed by S.Shaw[14] and improved and corrected in[15, 16].

3.1 The computation of C_g at small κ

To give an estimate of $C_g = C_{11} + C_{12}$ at small κ consider (13) in the case $V_1 = V_2 = V$. By symmetry $F_1 = F_2$ and defining the normalized function $F_1(t) = Vg(t)$ we have to solve

$$1 = g(t) + \int_0^1 K(t, z; \kappa) g(z) dz. \quad (17)$$

From (15) and (2)

$$C_{11} + C_{12} = \frac{2a}{\pi} \int_0^1 g(t) dt \equiv C_g \quad (18)$$

When $\ell \rightarrow 0$ two disks of radius a become a single disk with radius a , whose self-capacitance is [6] $C_T = 2a/\pi$ From (8) it follows

$$\lim_{\ell \rightarrow 0} C_g = \frac{1}{2} C_T = \frac{a}{\pi} \quad (19)$$

The leading term being constant in ℓ we have to go to the next order in κ to get the force. First of all let us show as (19) follows from (17). For $\kappa \rightarrow 0$ the kernel K becomes singular, the expression (14) is essentially a sum of two truncated lorentzian distributions of width κ , and as it is well known a lorentzian distribution shrinks to a delta function as his width goes to zero. This means that the integral operator defined by K tends to the identity operator. Then in this limit case (17) gives

$$g(t) \rightarrow \frac{1}{2} \quad (20)$$

Substitution in (18) gives the result (19). To compute the next order let us write $g(t) = \frac{1}{2} + h(t)$ and substitute in (18)

$$\frac{1}{2} = \frac{1}{2} G(t; \kappa) + h(t) + \int_0^1 K(t, z; \kappa) h(z) dz. \quad (21)$$

where

$$G(t; \kappa) = \int_0^1 K(t, z; \kappa) dz = \frac{1}{\pi} \left(\arctan \frac{1-t}{\kappa} + \arctan \frac{1+t}{\kappa} \right) \quad (22)$$

A rough estimation of the solution can be given by applying again the trick $K \rightarrow$ identity-operator for $\kappa \rightarrow 0$. In this way one obtains

$$h(t) = \frac{1}{4} (1 - G(t; \kappa)) + \mathcal{O}(\kappa) \quad (23)$$

This coarse approximation is sufficient for our needs, but it is clear that $\mathcal{O}(\kappa)$ terms are missed in this procedure, and this has been indicated in (23). Performing the integral (18) and expanding in κ one obtains

$$C_g = a \left[\frac{1}{\pi} + \frac{\kappa}{2\pi^2} (\beta - \log(\kappa)) \right] \quad (24)$$

The coefficient β embodies our ignorance of the linear term in κ in the asymptotic expansion of $g(t)$.

3.2 Force between the disks

The expressions (16) and (24), respectively for C and C_g at small distances, give an expansion at small κ of (7). The leading terms of the force between the plates carrying the charges Q_1 and Q_2 is

$$F(Q_1, Q_2, \kappa) = -\frac{(Q_1 - Q_2)^2}{2a^2} + \frac{(Q_1 + Q_2)^2}{8a^2}(\beta - 1 - \log \kappa) \quad (25)$$

For every choice of the charges the force is repulsive if the distance of the disks is small enough. The force is logarithmic divergent *for $\ell \rightarrow 0$ in every case* except in the case of oppositely charged disks $Q_2 = -Q_1$ where the force is constant and attractive. This is true also when the sign of the charges is opposite so that for this situation the net force is attractive at large distance, asymptotically like two charge of opposite sign, then it vanishes at a given distance and become repulsive when the disks are closer. In this condition the disks charged of different sign repel each other. This unexpected behaviour is the counterpart of the attraction demonstrated in [3] in the close approach of two spheres with like charges. In the following the effect is attributed to the emergence of likely charged zones at the edge of the disks. Naively one expects that for disks with charge of the same sign the force is always repulsive, but also in this case a small region of stability can be formed as a function of ℓ , as will be shown below by the numerical solution of (13).

We can calculate also the force between the disks in the two configurations analyzed by Kelvin for the spheres. With the disks maintained at the same potential V (9) gives

$$F_V = \frac{1}{2\pi^2} (\log(\beta - 1 - \log \kappa)) V^2 = \frac{Q_V^2}{2a^2} (\beta - 1 - \log \kappa) \quad (26)$$

a logarithmic divergent *repulsive* force at short distances. The case of one earthed disk and the other at a fixed charge Q_1 is described by (12) and the small κ expansion gives

$$F_E = -\frac{Q_1^2}{2a^2} \quad (27)$$

an attractive constant force.

3.3 Numerical evaluation of β

To complete our results we have to give the value of the constant β . The analytical computation of β requires a second order application of perturbation theory, as exposed for C in [14]. As the main conclusions of our work do not depend on the explicit value of β we prefer at first to give a numerical estimation of this parameter. The numerical computation is also needed at this stage to verify our procedure and to have an idea of the applicability, i.e. we have to check if the approximation (24) do work for physically reasonable values of the ratio $\kappa = \ell/a$.

We perform this computation as a part of a larger work[12] on the numerical results obtained in the study of the two-disks capacitors, and we refer to this work for more details. We solved the system (13) using a grid of N points given by gaussian integration points. The maximum N used was $N_{max} = 45000$, this number is mainly limited by computer memory. This problem is known to suffer of a slow convergence as $\kappa \rightarrow 0$, the convergence being poor for $N\kappa \lesssim 3$. For the lowest values of κ we used the extrapolation procedure proposed in[11], this and the quite large value of N_{max} lead us to be confident on our results up to $\kappa = 10^{-5}$.

We computed separately C_{11} and C_{12} then we add these quantities to obtain C_g , this allow us to check the cancellation of all kind of divergences and the leading order result (19). Here we present a sharper result. We plot the computed values for $\Delta C/(a\kappa)$, where $\Delta C = C_g - a/\pi$, in the range $10^{-5} \leq \kappa \leq 1$. In a logarithmic scale for κ the values must lie on a straight line with slope $1/(2\pi^2)$. The results are shown in figure 1.

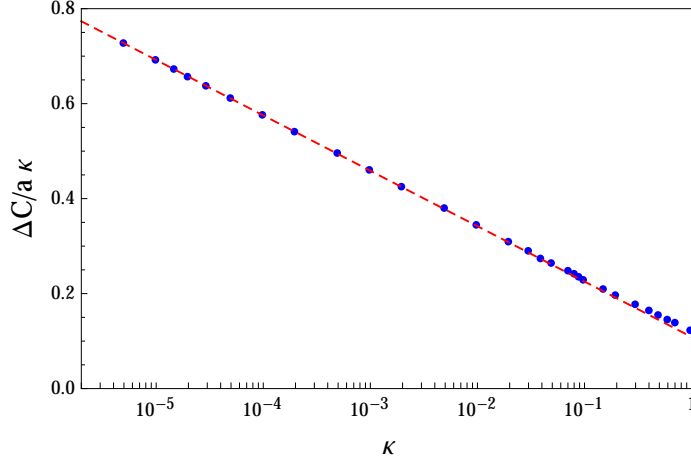


Figure 1: $(C_g - a/\pi)/\kappa a$. The slope of the dashed line is $1/(2\pi^2)$ as in (24). The constant β is fitted.

We fitted the constant β in (24) from the last points in figure 1 obtaining

$$\beta = 2.1450(2) \quad (28)$$

From numerical results a reasonable conjecture is $\beta = 1 + \log(\pi)$. From the figure it is apparent that the description (24) is rather accurate even for κ as large as $\kappa \sim 0.1$.

3.4 Physical discussion of the results

Calculating the limit for $\kappa \rightarrow 0$ in (6) and taking into account the divergence of C and equation (19), one finds

$$\lim_{\kappa \rightarrow 0} W = \frac{\pi}{4a}(Q_a + Q_b)^2 \quad (29)$$

which is always finite. On the other hand, if the two disks touch they form a single disk, with capacity $C_1 = 2a/\pi$ and a charge $Q = Q_a + Q_b$. The energy at equilibrium is

$$W_0 = \frac{1}{2}C_1Q^2 = \frac{\pi}{4a}(Q_a + Q_b)^2 \quad (30)$$

i.e. there is not a change in energy due to reorganization of the charges *at the transition between two very close disks and two disks touching each other*.

At large distances $C_{12} \rightarrow 0, C_{11} \rightarrow C_1$ then the energy at large distances is

$$W_\infty = \frac{\pi}{4a}(Q_a^2 + Q_b^2) \quad (31)$$

For charge of opposite sign $W_0 < W_\infty$ and, as the force is repulsive at short distances, this implies the existence of a stationary point, as already discussed in terms of the force.

For Q_a, Q_b of the same sign instead there is no energy argument for the existence of stationary point as $W_0 > W_\infty$. On the other hand, using $\beta = \log(\pi) - 1$, (25) gives a zero for the force at

$$k_0(\rho) = \pi \exp \left[-4 \left(\frac{1 - \rho}{1 + \rho} \right)^2 \right]$$

with $\rho = Q_b/Q_a$. If this value is in the range of validity of our approximation we expect a stationary point *also* for equal signs. As $k_0(0) = 0.057 < 0.1$ we expect that for small enough ρ the stationary point is there. To verify this effect we computed the coefficients C_{ij} numerically from (13) and obtained the energy for varies values of ρ . As an example we show in figure 2 the energy W in units of Q_a^2/a for $\rho = +0.005$. The minimum disappears at $\rho \gtrsim 0.016$.

In the introduction we mentioned that the charge redistribution must be responsible for this unusual properties of the forces, it would be nice to verify explicitly this claim. It can be shown that the functions F_i in (13) are related to density on disks by

$$f_i(t) = 2\pi a \int_t^1 \frac{x}{\sqrt{x^2 - t^2}} \sigma_i(x) dx$$

This is an Abel transformation which can be inverted to give [7]

$$\sigma_i(x) = \frac{1}{a\pi^2} \left[\frac{f_i(1)}{\sqrt{1 - x^2}} - \int_x^1 dt \frac{f'_i(t)}{\sqrt{t^2 - x^2}} \right] \quad (32)$$

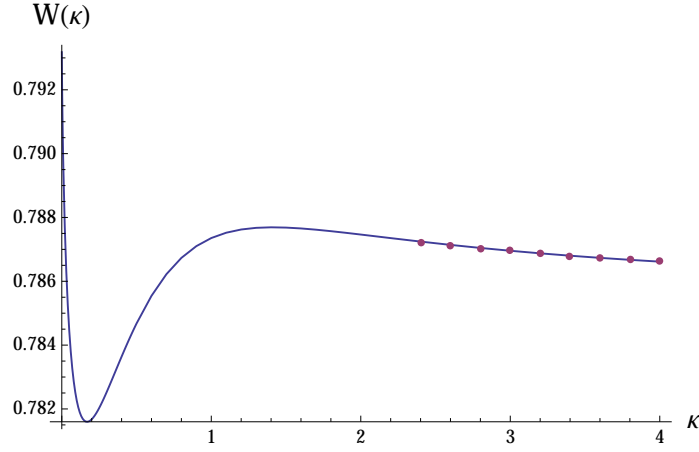


Figure 2: W as a function of κ for a ratio $Q_b/Q_a = 0.005$. Points are the known asymptotic expansion at large κ .

Unfortunately, (13) in this form are not suited for a systematic study of the density at small separation as their solutions are defined at fixed potentials and the charges become enormous as $\kappa \rightarrow 0$. It would be better to write an equivalent system for fixed charges. This can be done integrating the equations in the interval $(0, 1)$, using the relations (15) we have

$$\begin{aligned} V_1 &= \frac{\pi}{2a} Q_1 + \int_0^1 G(s; \kappa) F_2(s) ds; \\ V_2 &= \frac{\pi}{2a} Q_2 + \int_0^1 G(s; \kappa) F_1(s) ds \end{aligned} \quad (33)$$

where

$$G(t; \kappa) = \frac{1}{\pi} \left[\arctan \frac{1-t}{\kappa} + \arctan \frac{1+t}{\kappa} \right] \quad (34)$$

Inserting back (13) for V_1, V_2 we have the new system

$$\begin{aligned} \frac{\pi}{2a} Q_1 &= F_1(t) + \int_0^1 K(t, s) F_2(s) ds - \int_0^1 G(s; \kappa) F_2(s) ds \\ \frac{\pi}{2a} Q_2 &= F_2(t) + \int_0^1 K(t, s) F_1(s) ds - \int_0^1 G(s; \kappa) F_1(s) ds \end{aligned} \quad (35)$$

The coefficients M_{ij} can be computed directly from the solutions of this equations. Performing the transformation (32) to the solutions we can easily get the density. The numerical computation confirms the claim. As an example we show the density distributions for two disks with charges $q_1 = +1, q_2 = -0.1$ at distance $\kappa = 0.005$. From figure 3 it is apparent that the negatively charged disk

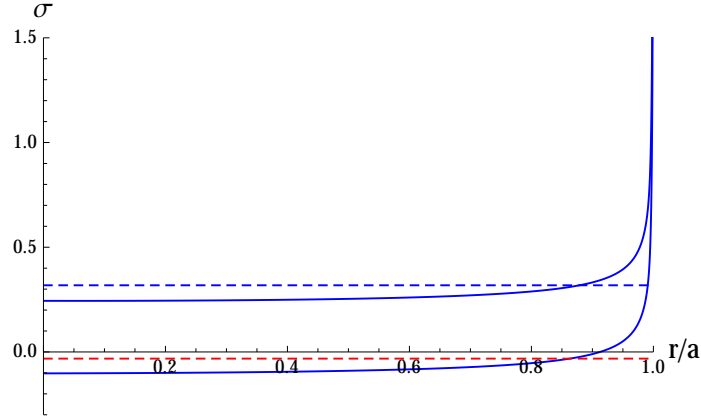


Figure 3: Density distribution for two disks. The charges are $q_1 = +1, q_2 = -0.1$ and the distance $\kappa = 0.005$. Dashed lines represents a constant charge distribution and is plotted to help the reader.

lower its charge in the bulk and produce an high *positive* density at the border, this charge repel the analogous charge on the upper disk and is responsible for the repulsive force.

On physical grounds a divergent force between macroscopic bodies is difficult to accept, then it is natural to ask for mechanisms that can inhibit the logarithmic grow. An obvious cutoff is given by the finite thickness d of the disks, which put a natural cutoff of order $\ell \sim d$ to the growth of the logarithm. Despite this cutoff it is reasonable to expect that the behavior described above can be detected experimentally as a small d amounts roughly speaking to increase ℓ by d and as there is a quite large range of $\kappa = \ell/a$ where the repulsion is effective.

A second correction come from the non identity of the disks. This will be discussed in the next section, where it will shown that the difference in radii preserve the repulsive character of the force but for sufficiently small κ transforms the logarithmic divergent force in a constant.

4 Generalization

It is natural to ask how the previous results generalize for an arbitrary system of two conductors. The main lesson learned from the case of two equal disks is that it is better to exploit the finite limit of the sum of capacity coefficients in writing the energy. In the general case we can take as basic quantities

$$\begin{aligned} C_{g1} &= C_{11} + C_{12}; & C_{g2} &= C_{22} + C_{12}; \\ C &= \frac{C_{11}C_{22} - C_{12}^2}{C_{11} + C_{22} + 2C_{12}} \end{aligned} \tag{36}$$

In [5] we argued about the separate boundedness of C_{g1} and C_{g2} . For $\kappa \rightarrow 0$ (8) imply

$$C_T = C_{g1}(0) + C_{g2}(0) \quad (37)$$

We note for the sequel that from the general relation (2) if two conductors touch, acquiring the same potential, the total charge is redistributed on the two bodies with

$$Q_a^V = \frac{C_{g1}(0)}{C_T}(Q_a + Q_b); \quad Q_b^V = \frac{C_{g2}(0)}{C_T}(Q_a + Q_b). \quad (38)$$

In terms of the variables (36) the energy takes the interesting form

$$\begin{aligned} W &= \frac{1}{2} \frac{(Q_a + Q_b)^2}{C_{g1} + C_{g2}} + \frac{1}{2} \frac{(C_{g2}Q_a - C_{g1}Q_b)^2}{(C_{g1} + C_{g2})^2} \frac{1}{C} \equiv \\ &= \frac{1}{2} \frac{(Q_a + Q_b)^2}{C_{g1} + C_{g2}} + \frac{1}{2} \left[\frac{C_{g1}(0) - C_{g2}(0)}{C_{g1}(0) + C_{g2}(0)} \frac{Q_a + Q_b}{2} + \frac{Q_a - Q_b}{2} \right]^2 \frac{1}{C} \end{aligned} \quad (39)$$

The second formulation being particularly useful for $Q_b = -Q_a$. For $\kappa \rightarrow 0$ C diverges then the energy acquire the expected value $W(0) = (Q_a + Q_b)^2 / (2C_T)$.

The form (39) shows clearly the crucial role for the forces of the dimension of the contact zone as $\kappa \rightarrow 0$. The quantities C_g behave like $A + B\kappa \log \kappa$ for $\kappa \rightarrow 0$, then, in the worst case, the first term in (39) can produce by derivation a logarithmic singularities in the force. The second term depends strongly on the dimensionality. For point-like contacts we expect the same behavior as sphere, i.e. $C \propto \log \kappa$. This imply that at short distances the leading term in the force is

$$F = -\frac{\partial}{\partial \ell} W \rightarrow \frac{1}{2} \frac{(C_{g2}(0)Q_a - C_{g1}(0)Q_b)^2}{C_T^2} \frac{1}{C^2} \frac{\partial}{\partial \ell} C \propto \frac{1}{\log(\ell)^2} \frac{1}{\ell} \quad (40)$$

As C is a decreasing quantity with ℓ , the force is attractive and divergent, the only exception being the vanishing of the coefficient of $1/C$ in (39) for $\ell \rightarrow 0$. This happens if the ratio of charges is the same as (38). One recognize in this analysis the direct generalization of Lekner work[3] for spheres. Spheres have a bonus: from the explicit computation of capacities[1, 3] it is easy to see that for $\kappa \rightarrow 0$

$$\begin{aligned} C_{g1} &= -\frac{ab}{a+b} \left(\gamma_E + \psi\left(\frac{b}{a+b}\right) \right) + \mathcal{O}(\ell) \\ C_{g2} &= -\frac{ab}{a+b} \left(\gamma_E + \psi\left(\frac{a}{a+b}\right) \right) + \mathcal{O}(\ell) \end{aligned} \quad (41)$$

without logarithmic terms, this means that these functions cannot produce forces for $\ell \rightarrow 0$, i.e. (40) is the whole result for the second term in (39). When the ratio of charges is the one in (38) the first term in (39) produces, for spheres, the constant repulsive force found by Lekner[3] for this case.

The situation change completely if the contact zone is bidimensional, in this case $C \sim A/\ell$ for $\ell \rightarrow 0$ and the second term in (39) produce a constant

attractive force

$$F_2 = -\frac{1}{2} \frac{(C_{g2}(0)Q_a - C_{g1}(0)Q_b)^2}{C_T^2} \frac{1}{A} \quad (42)$$

again vanishing if the ratio of charges is the same as in (38). For $\ell \rightarrow 0$ then the form of the force is

$$F = F_2 + \frac{1}{2} \frac{(Q_a + Q_b)^2}{C_T^2} \frac{\partial}{\partial \ell} (C_{g1} + C_{g2}) \quad (43)$$

In this case the behaviour of the force for $\kappa \rightarrow 0$ rests on the subleading terms in $C_{g1} + C_{g2}$ for $\kappa \rightarrow 0$. Very little is known on these terms in the general case. We have shown, cfr. eq(24), that in the case of two equal disks:

$$C_{g1} = C_{g2} \rightarrow C_{g1}(0) + a \frac{\kappa}{2\pi^2} (\beta - \log(\kappa))$$

giving rise to a logarithmic divergent force at short distances.

The case of two equal disks is somewhat peculiar as we have only *one* linear combination at our disposal, $C_{11} + C_{12}$. In the general case we have two combinations, C_{g1} and C_{g2} and only the *sum* of these enters in the force for $\ell \rightarrow 0$. The leading divergent terms cancel out in each combination, then one may wonder if additional cancellations arise when the two are combined.

To study this problem we have considered a two disks capacitor with disks of *different* radii, a, c . We will use the variable $b = c/a$ and assume $c > a$. With this convention $b > 1$. The rationale behind our hope for further cancellations is the following. In the general case we have two scales in the problem: κ and $b - 1$. The mathematical definition of the limit $\kappa \rightarrow 0$ is for $b - 1$ fixed. The logarithmic divergences for $\kappa \rightarrow 0$ can be smoothed by the fact that edge effects are distributed on a finite range, between 1 and b in the radial variable r/a . We study this problem partly analytically, using the results of ref.[5] and partly numerically. The results are given in the next section: we find only a *constant force* at short distances.

The consideration of F_V and F_E do not add anything new. In the case of constant potential from the general formula (3) we have

$$F_V = \frac{1}{2} V^2 \frac{\partial}{\partial \ell} (C_{g1} + C_{g2}) \quad (44)$$

For one earthed conductor the boundedness of $C_{11} + C_{12}$ as $\ell \rightarrow 0$ imply that the charge on the earthed conductor tends to $C_{12}Q_a/C_{11} \rightarrow -Q_a$ for $\ell \rightarrow 0$. This introduce a further depressive term in the second term of (43) leaving, for $\ell \rightarrow 0$

$$F_E = -\frac{1}{2} \frac{Q_a^2}{A}. \quad (45)$$

4.1 Numerical results for different disks

The mathematical machinery for different disks is similar to the one already presented. The problem can be reduced[5] to the solution of a system of integral

equations

$$\begin{aligned} V_1 &= F_1(t) + \int_0^b K(t, z; \kappa) F_2(z) dz; \\ V_2 &= F_2(t) + \int_0^1 K(t, z; \kappa) F_1(z) dz. \end{aligned} \quad (46)$$

with charges given by

$$Q_1 = \frac{2a}{\pi} \int_0^1 F_1(t) dt; \quad Q_2 = \frac{2a}{\pi} \int_0^b F_2(t) dt. \quad (47)$$

The resolution of these equations allow the determination of capacitance coefficients. Integrating equations (46) in the intervals $(0, 1)$ and $(0, b)$ respectively and repeating the steps described for (35) we have the equivalent system

$$\begin{aligned} \frac{\pi Q_1}{2a} &= F_1(t) + \int_0^b K(t, s) F_2(s) ds - \int_0^b G(s; \kappa, 1) F_2(s) ds \\ \frac{\pi Q_2}{2ab} &= F_2(t) + \int_0^1 K(t, s) F_1(s) ds - \frac{1}{b} \int_0^1 G(s; \kappa, b) F_1(s) ds \end{aligned} \quad (48)$$

which can be used for a systematic study of densities. The function $G(t; \kappa, b)$ is a generalization of (34):

$$G(t; \kappa, b) = \frac{1}{\pi} \left[\arctan \frac{b-t}{\kappa} + \arctan \frac{b+t}{\kappa} \right] \quad (49)$$

In ref[5] we have computed the values of all constants appearing in the force except the subleading term in $C_{g1} + C_{g2}$.

$$\begin{aligned} C_{g1}(0) &= \frac{a}{\pi} (b - \sqrt{b^2 - 1}); \quad C_{g2}(0) = \frac{a}{\pi} (b + \sqrt{b^2 - 1}) \\ C_T &= C_{g1}(0) + C_{g2}(0) = \frac{2a}{\pi} b; \quad C = a \frac{1}{4\kappa} + \log \text{ terms}; \end{aligned} \quad (50)$$

The numerical computation of C_{g1} and C_{g2} gives a result parallel to the result for C_g for single disks, i.e.

$$C_{g1} = C_{g1}(0) + \kappa(b_1 + b_2 \log \kappa) \quad (51)$$

The results have the same quality of figure 1, *but* the slopes b_2 have a different sign for C_{g1} and C_{g2} , they in effect are *opposite* and cancel in the sum $C_{g1} + C_{g2}$. This feature is most vividly shown if we plot $\Delta C = (C_{g1} + C_{g2} - C_T)/\kappa$. As in figure 1 a possible logarithmic term must be represented by a straight line in a linear-log plot.

Our results are summarized in figure 4 where we plot $\Delta C/\kappa$ for three different values of b : 1.1, 1.01, 1.001, the lower points are for bigger b . A plateau is apparent for several order of magnitudes in κ , but the height of this plateau

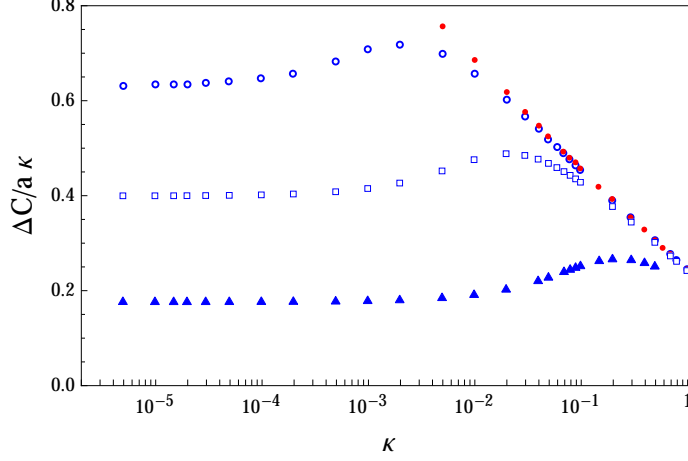


Figure 4: The quantity $(C_{g1} + C_{g2} - C_T)/\kappa$ for different values of b , $b = 1.1$, triangles, $b = 1.01$, open squares, $b = 1.001$, open circles. The filled circles lying on a straight line are the results for $b = 1$.

grows as $b \rightarrow 1$. In the figure it is plotted in the same units the result for $b = 1$ (the straight line) which appear as the envelop of the curves with $b < 1$.

In formulas the numerical computation indicates that for $\kappa \rightarrow 0$

$$C_{g1} + C_{g2} = C_T + aB\kappa \quad (52)$$

The positive constant B depends on b and diverges for $b \rightarrow 1$. The constant B is directly related to the force at constant potential, as from (44) we have:

$$F_V = \frac{1}{2}V^2B.$$

Substituting (52) and (50) in (39) and taking the derivative we obtain for the force

$$F = \frac{1}{a} \left\{ \frac{\pi^2}{8\pi^2 b^2} (Q_a + Q_b)^2 B - \frac{1}{2b^2} \left(b(Q_a - Q_b) + \sqrt{b^2 - 1}(Q_a + Q_b) \right)^2 \right\} \quad (53)$$

The force is constant, we cannot give a general rule for the sign as we do not explicitly know the constant B , but some general comments can be drawn. For $Q_b = -Q_a$ the force is attractive, a general result as we have discussed.

For large b the first term vanishes and the second one gives an attractive limit force

$$F = -2 \frac{Q_a^2}{a^2} \quad (54)$$

The peculiarities of this case are evident: the force *does not depend* on the charge of larger disk. The constant in front of Q_a^2/a^2 is fixed.

For $b \rightarrow 1$ instead the force become more and more repulsive. The enveloping features shown in figure 4 can be translated in terms of potential energy: the slope of the curve $U(\ell)$ for $\ell = 0$ becomes bigger and bigger as $b \rightarrow 1$, in the limit case degenerate in a vertical tangent giving rise to the singularity for $b = 1$.

5 Conclusion

In this work we study in a semi-analytical form the short distance limit of the force between two equal circular electrodes finding a repulsive logarithmic force in all cases except for two oppositely charged disks. We find that for disks with charges of different sign a point of null force. This point is present also for like charges when their ratio is sufficiently small. The lesson learned by the solution of this problem suggests that the separation of the capacitance coefficients into terms of decreasing singularity can help in the general case. We apply this attitude to the general case of two conductors emphasizing the role of the dimension of the “contact zone” for the determination of the force. The surface contacts and the point-like contacts having a completely different behavior. We checked semi-analytically our analysis by studying the force between two disks of different radii founding a constant force at short distances.

References

References

- [1] Maxwell, J.C. (1892) *A treatise on electricity and magnetism*, vol. 1 3rd edn., §108 Oxford, UK: Clarendon Press. (reprinted by Dover 1954).
- [2] Maccarrone, F and Paffuti, G (2016), Capacitance and potential coefficients at large distances, *Journal of Electrostatics* **83**, pp 22-27.
- [3] Lekner, J. (2012) Electrostatics of two charged conducting spheres, in *Proc. R. Soc. A*, p. rspa20120133, The Royal Society.
- [4] Thomson, W. (1853) On the mutual attraction or repulsion between two electrified spherical conductors, pp. 86-97. In *Reprint of papers on electrostatics and magnetism*. London, UK: Macmillan, 1884.
- [5] Paffuti, G., Cataldo, E., Di Lieto, A., Maccarrone, F. (2016), Circular plate capacitor with different disks, Submitted to *Proc.. Roy. Soc.A*.
- [6] Landau, L. and Lifshitz, E. (1984) *Electrodynamics of Continuous Media*, §5, Pergamon Press.
- [7] Love, R. 1949 The electrostatic field of two equal circular co-axial conducting disks. *Quart. J. Mech. Appl. Math.* **2**, 428-451.

- [8] Nicholson, J. (1924) Oblate spheroidal harmonics and their applications. *Philos. T. R. Soc Lon. A* **224**, 49-93.
- [9] Sneddon, I. N. (1966) *Mixed boundary value problems in potential theory*, North-Holland.
- [10] Carlson, G. and Illman, B. (1994) The circular disk parallel plate capacitor. *Am. J. Phys.* **62**, 1099-1105.
- [11] Norgren, M. and Jonsson, B.L.G. 2009 The capacitance of the circular parallel capacitor obtained by solving the Love integral equation using an analytic expansion of the kernel. *Progress In Electromagnetics Research, PIER* **97**, 357-372.
- [12] Paffuti, G. (2016) Numerical and analytical aspects of the two disks capacitor problem, *in preparation*.
- [13] Kirchhoff, G. 1877 *Monatsber. der Akad. der Wiss. zu Berlin* pp. 101-121.
- [14] Shaw, S. 1970 Circular-disk viscometer and related electrostatic problems. *Phys. Fluids* bf 13, no. 8., pag.1935.
- [15] Wigglesworth, L. A. (1972) Comments on “circular disk viscometer and related electrostatic problems”, *Phys. Fluids* bf 15, no. 8., pag. 718.
- [16] Chew, W.C. and Kong, J.A. (1982) Microstrip Capacitance for a Circular Disk Through Matched Asymptotic Expansions, *SIAM Journal on Applied Mathematics*, **42**, pp. 302-317.