

On the Gravitational Wave Background from Black Hole Binaries after the First LIGO Detections

Ilias Cholis*

Department of Physics and Astronomy, The Johns Hopkins University, Baltimore, Maryland, 21218, USA

(Dated: March 2, 2022)

The detection of gravitational waves from the merger of binary black holes by the LIGO Collaboration has opened a new window to astrophysics. With the sensitivities of ground based detectors in the coming years, we will principally detect local binary black hole mergers. The integrated merger rate can instead be probed by the gravitational-wave background, the incoherent superposition of the released energy in gravitational waves during binary-black-hole coalescence. Through that, the properties of the binary black holes can be studied. In this work we show that by measuring the energy density Ω_{GW} (in units of the cosmic critical density) of the gravitational-wave background, we can search for the rare $\sim 100M_{\odot}$ massive black holes formed in the Universe. In addition, we can answer how often the least massive BHs of mass $\gtrsim 3M_{\odot}$ form. Finally, if there are multiple channels for the formation of binary black holes and if any of them predicts a narrow mass range for the black holes, then the total Ω_{GW} spectrum may have features that with the future Einstein Telescope can be detected.

PACS numbers: 04.30.Tv, 04.30.Db, 95.85.Sz

I. INTRODUCTION

The observation of the coalescence of black holes (BHs) by the LIGO collaboration [1–3], has generated great interest in gravitational wave (GW) physics and in the sources responsible for them. Many alternatives have been proposed regarding the progenitors of binary black holes (BBHs), including from BH as the end product of stellar evolution of massive stars [4–9], of BHs in globular clusters [10–13], or in centers of galaxies [14, 15], or as the result of primordial black holes capturing each other [16–18], all consistent with the observed BBH merger rates [3, 19]. In order to probe and discriminate among the various models for the BBH progenitors, different observables will be necessary. With LIGO, we expect that BH binaries of composite masses of 10 (20, 30) M_{\odot} will be detectable as individual events, only up to redshifts of 0.3 (0.5, 0.7). However, with the future Einstein Telescope (ET) [20] those redshifts may increase up to 11 (12, 11) respectively.

In addition, the entire merging BBH population of the Universe, can be probed through the incoherent superposition of their released energy in GWs, giving the gravitational wave background [21–33]. This background is affected, by both the BBH population mass and redshift distributions at the time of the merger. In turn these distributions depend on the environment where the BH binaries form.

After its first run, advanced LIGO has detected two events, event GW150914 of $36.2_{-3.8}^{+5.2}$ and $29.1_{-4.4}^{+3.7}$ M_{\odot} merging BHs, and event GW151226 of $14.2_{-3.7}^{+8.3}$ and $7.5_{-2.3}^{+2.3}$ M_{\odot} , each with a significance larger than 5.3σ . LIGO has also detected one possible event, LVT151012

of 23_{-6}^{+18} and 13_{-5}^{+4} M_{\odot} with a significance of 1.7σ [3]. Merging BHs, during the last stages of their coalescence when most energy is radiated, emit GWs at frequencies and with amplitudes that depend on the combination of their masses. Using the first three events, and the estimated BBH merging rates, we can study the impact that uncertainties on individual BH mass and redshift distributions have on the gravitational wave background, and present how those properties can be further probed.

This paper is organized as follows; in section II we give the basic set up for our calculations and in section III we give our main results and discuss on the detectability of the gravitational wave background. Finally in section IV we give our conclusions.

II. THE GRAVITATIONAL WAVE BACKGROUND FROM BINARY BLACK HOLES

The total energy density spectrum of gravitational waves is given by:

$$\Omega_{GW}(f_{\text{obs}}) = \frac{1}{\rho_c} \frac{d\rho_{GW}}{d\ln f_{\text{obs}}}, \quad (1)$$

where f_{obs} is the observable GW frequency, $d\rho_{GW}$ is the GW energy density between f_{obs} and $f_{\text{obs}} + df_{\text{obs}}$ and ρ_c is the critical energy density of the Universe $\rho_c = 3H_0^2/(8\pi G)$. There can be various other contributions to the Ω_{GW} (see e.g. [25, 34–48]). From this point on we are going to study only the contribution from BH binaries, since for those we already have observations and thus some first measurement of their local incidence rate. Accounting for the fact that the GWs are emitted from the coalescing binaries with a spectral energy density dE/df , we have for the total, resolved and unresolved

* icholis1@jhu.edu

population of coalescing binaries:

$$\Omega_{GW}(f_{\text{obs}}) = \frac{f_{\text{obs}}}{c^2 \rho_c} \int_0^{z_{\text{max}}} dz \frac{R_m(z)}{(1+z)H(z)} \frac{dE}{df_s}, \quad (2)$$

where z_{max} is the maximum redshift relevant for the sources of the GWs and for the frequencies sensitive to the observatories. $R_m(z)$ is the merger rate of the BBHs at their source and f_s is the GW frequency at the source ($f_s = f_{\text{obs}}(1+z)$). $H(z) = H_0 \sqrt{\Omega_M(1+z)^3 + \Omega_\Lambda}$.

The energy released during the inspiral, the merger and the ring-down phases of the coalescence and the exact frequencies of GWs emitted, has been the question of extended studies [49–55]. To account for the uncertainties related to the energy density released during the coalescence, we follow two alternative parametrizations of the spectral energy density of the emitted GWs. The first we refer to as Ajith et al. [54] and the second is referred to as Flanagan & Hughes [56].

Both parametrizations agree on the spectral energy density of the emitted GWs during the inspiral of a circularized orbit, which at the source is:

$$\frac{dE}{df_s \text{ insp}} = \frac{1}{3} \left(\frac{\pi^2 G^2}{f_s} \right)^{1/3} \frac{m_2 \cdot m_2}{(m_1 + m_2)^{1/3}}. \quad (3)$$

The frequency at the end of the inspiral and the beginning of the merger phase is (at the source):

$$f_{\text{merg}}(m_1, m_2) = 0.02 \frac{c^3}{G(m_1 + m_2)}, \quad (4)$$

according to [56] and double that value for BBHs according to [54]. Between the redshifted f_{merg} and the frequency of quasi-normal ring-down (at the position of the binary) [56]:

$$f_{\text{qnr}}(m_1, m_2) = \frac{c^3 (1 - 0.63(1 - \alpha)^{3/10})}{2\pi G(m_1 + m_2)}, \quad (5)$$

the merger phase of the coalescence event is observed. α is the dimensionless spin of the final BH; $\alpha = \frac{cS}{Gm_{\text{final}}^2}$, assuming $m_{\text{final}} \simeq m_{\text{tot}} = m_1 + m_2$. The quasi-normal ring-down frequency f_{qnr} by [54] is only 8% less than that of [56] for a given choice of masses and spins. More recent models [57–59], provide even more accurate expressions on the amplitude of the GWs versus masses and spins. We take $\alpha = 0.67$ thought this paper, given that the measured values from the first observations indicate such a value. We also note that its choice has a minimal impact in the calculations of the total released energy density in GWs for coalescence events.

During the merger phase, the spectral energy density is given in turn by [56]:

$$\frac{dE}{df_s \text{ merger}} = \frac{16c^2 \mu^2 \epsilon}{m_{\text{tot}}(f_{\text{qnr}}(m_1, m_2) - f_{\text{merg}}(m_1, m_2))}, \quad (6)$$

where μ is the reduced mass and ϵ is the fraction of the energy in the initial BH binary that is emitted in GWs

during that phase. We take $\epsilon = 0.04$ in agreement with the uncertainties of the GW150914 event [60]. Following the parametrization of [54], we get instead:

$$\frac{dE}{df_s \text{ merger}} = \frac{1}{3} (\pi^2 G^2)^{1/3} \frac{f_s^{2/3}}{f_{\text{merg}}} \frac{m_2 \cdot m_2}{(m_1 + m_2)^{1/3}}. \quad (7)$$

Finally, the energy density during the ring-down phase, is given by [56] as:

$$\frac{dE}{df_s \text{ qnr}} = \frac{G^2 A^2 Q}{8} m_{\text{tot}}^2 f_{\text{qnr}}, \quad (8)$$

with $A = 0.4$, $Q = 2(1 - \alpha)^{-9/20}$ and by [54] as:

$$\frac{dE}{df_s \text{ qnr}} = \frac{1}{3} (\pi^2 G^2)^{1/3} \frac{1}{f_{\text{merg}} f_{\text{qnr}}^{4/3}} \left(\frac{f_s}{1 + 4 \left(\frac{f_s - f_{\text{qnr}}}{\sigma} \right)^2} \right)^2 \frac{m_2 \cdot m_2}{(m_1 + m_2)^{1/3}}, \quad (9)$$

with $\sigma = 237(20M_\odot/m_{\text{tot}})$ Hz. In either parametrization, the energy released during the quasi-normal ring-down is subdominant.

The second astrophysics input to the Ω_{GW} calculation, is the merger rate of BBHs, $R_m(z)$. This is given by the convolution of the rate of binary formation $R_f(z)$ and the time delay t_d distribution $P(t_d)$ that describes the time it takes for those binaries to merge,

$$R_m(z) = \int_{t_{\text{min}}}^{t_H} R_f(z_f) P(t_d) dt_d. \quad (10)$$

t_{min} is the model dependent minimum value for t_d , t_H the Hubble time and z_f is the redshift at the formation.

With the first LIGO event, the merger rate for BBHs was measured to be between 2 and 53 $\text{Gpc}^{-3}\text{yr}^{-1}$ locally, assuming all events were of the GW150914 class [19]. By "class", in this work we assume that there are many BBHs with the same properties (masses and spins) as those measured at the event defining that class. In Figure 1, we use that merger rate to produce the blue dashed line, assuming that BBHs are formed with a rate that follows the star formation rate (SFR), probed by the observations of gamma-ray bursts (GRB) [61], and ignoring for simplicity the time-delay between the formation and the merger of the binaries. With the three events of LIGO's complete O1 run, $R_m(z)$ has changed to 99_{-70}^{+138} $\text{Gpc}^{-3}\text{yr}^{-1}$ [3], assuming that the larger mass m_1 of the BHs in the binaries, follows a mass function $\propto m_1^{-2.35}$ with $m \geq 5M_\odot$, and $m_1 + m_2 \leq 100M_\odot$. With otherwise the same assumptions on time-delay and formation rate, the updated merger rate is shown with its uncertainty by the solid blue line and the blue band around it in Figure 1. It is clear that rate is yet very uncertain.

Given that BHs come from massive stars that lie on the massive end of the initial stellar mass function, the metallicity Z , of the environment where BBHs form, can

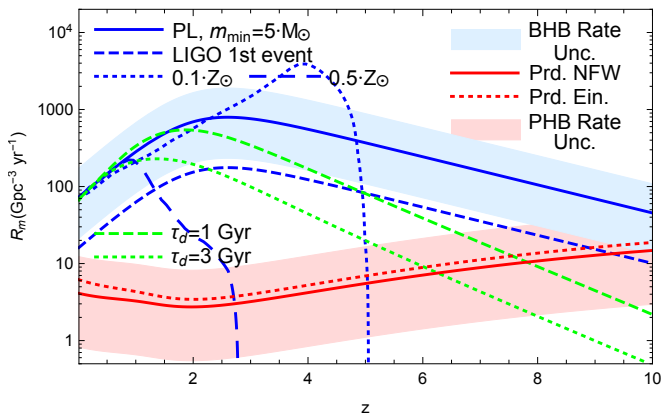


FIG. 1. The comoving rate of binary BH mergers. The blue dashed line gives the LIGO fiducial assumption for the local rate [33], with the star formation rate by [61], while the blue solid line and band give for the same redshift dependence the updated local merger rate of $R_m = 99_{-70}^{+138} \text{ Gpc}^{-3}\text{yr}^{-1}$ from [3] (see text for details). Given the lack of knowledge on the BBHs progenitors, the redshift dependence in $R_m(z)$ can vary significantly, as is shown by the dotted and long-dashed blue lines (normalized to the updated rate), where the BBH progenitors come from environments with metallicity of 0.1 and $0.5 Z_\odot$ respectively [62]. All blue lines assume no significant time delay between the formation and the merger of the binary. Instead, for the green dashed and dotted lines, a time delay of 1 and 3 Gyrs is assumed; with a binary formation rate following [61], and normalized to the rate of [3]. As an example the PBH binaries also have large uncertainties due to the DM profile (solid versus dotted red lines), the DM mass-concentration relation (shown for the one of Prada [63]) and the exact contribution of the smallest in mass DM halos, represented by a red band around the Prada NFW red solid line (see [64] for a detailed discussion).

have a strong impact on their formation redshift distribution. The blue dotted and long dashed lines in Figure 1, show that impact assuming that all the BBHs form in environments of $Z = 0.1Z_\odot$ or $Z = 0.5Z_\odot$ respectively. For the redshift distributions of different metallicity environments we follow the results of [62]. Realistically, BBHs will form in a variety of environments, with relative weights not well defined yet. As is evident from Eq. 10, the time-delay between formation and merger, can be important as well. Many models for BBHs suggest a typical time-scale for t_d of the order of Gyrs [11, 62, 65–71]. Those large time-scales naturally arise from the orbital properties (eccentricities and semi-major axes) of the formed binaries. We assume that the probability density function $P(t_d) \propto \exp\{-t_d/\tau_d\}$. In Figure 1, using the same assumptions as otherwise used for the solid blue, we show the impact of the time-delay, where with the green dashed line we take $\tau_d = 1$ Gyr and with the green dotted line $\tau_d = 3$ Gyrs. The LIGO collaboration also models the time delay distribution as $\propto 1/t_d$. We show results later using that alternative parametrization.

Finally, we show a case for an alternative scenario to

that of BHs that are formed from stars. That is the case presented in [16], where the BHs are primordial in their origin. These primordial black holes (PBHs) binaries, follow a very different redshift profile at formation. The binaries are formed through GW emission when PBHs pass close-by and emit enough energy to capture each other. The time delay for these binaries was shown in [72] to be significantly smaller than that in conventional stellar BBHs. Yet, the capture rate has significant uncertainties as well. Those are related to the dark matter (DM) halo profiles (see red solid vs dotted lines for NFW [73] vs Einasto [74] DM profiles), the mass concentration relation as well as uncertainties related to the contribution of the smallest DM halos shown in Figure 1 with a red band (see also [16, 64] for a detailed discussion of these effects).

III. RESULTS. THE GRAVITATIONAL WAVE ENERGY DENSITY PROBING THE BINARY BLACK HOLES PROPERTIES

As we discussed in section I, many different sources contribute to the gravitational wave energy density Ω_{GW} . Thus, with future detector upgrades, by measuring it in a wide range of frequencies, we will be able to probe the properties of its sources. In Figure 2, we show the gravitational waves energy density from BBHs using the estimated rate of BBH mergers, from the LIGO collaboration [3, 19]. The green solid and dashed lines, give the estimated total and residual GW energy density based on the first estimate by LIGO for the rate of events similar to the GW150914 [1]. As residual we exclude from the total Ω_{GW} , the contribution of all the mergers of that type, that would be identifiable as single events. For the composite masses of the GW150914 type, with the same spins and released energy in GWs, that is all mergers occurring within $z \leq 0.75$. In the blue lines, we give instead the expected Ω_{GW} , using the updated rate estimates.

In [3], the LIGO collaboration has presented three different estimates for the rate of BBH mergers. Assuming that in the binaries, the most massive BH m_1 , follows a probability distribution scaling as $\propto m_1^{-2.35}$, with the additional assumption that the mass ratio $q = \frac{m_2}{m_1}$, follows a flat distribution between a minimum mass of $5M_\odot/m_1$ and 1. If instead the probability distribution for m_1 and m_2 scales as $p(m_1, m_2) \propto m_1^{-1}m_2^{-1}$, the local BBH merger rate is $30_{-21}^{+43} \text{ Gpc}^{-3}\text{yr}^{-1}$. That second assumption is referred to as flat in logarithmic mass (LF), with $m_{\min} = 5M_\odot$. Finally, given the three measured events, LIGO has estimated the updated rates for the three classes of events to be $3.4_{-2.8}^{+8.6} \text{ Gpc}^{-3}\text{yr}^{-1}$ for the GW150914 class, $9.4_{-8.7}^{+30.4} \text{ Gpc}^{-3}\text{yr}^{-1}$ for the LVT151012 class and $37_{-31}^{+92} \text{ Gpc}^{-3}\text{yr}^{-1}$ for the GW151226 class. We refer to that as "LIGO O1" events assumption. We note that LIGO is less sensitive to masses $\lesssim 5M_\odot$. BHs with mass as low as $3M_\odot$ may exist in binaries even if observationally those haven't been detected in x-rays [75]. Thus

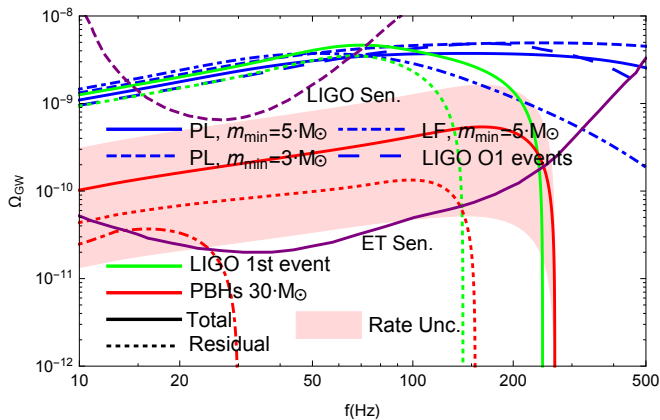


FIG. 2. The gravitational wave energy density Ω_{GW} , from the merger of stellar BBHs and of PBH binaries. The blue lines assume different mass distributions for the stellar BBHs with negligible time delay. For the solid, dashed and dot-dashed lines, the binary formation rate follows [61], with the local rate in agreement with [3]. The long-dashed blue line gives the Ω_{GW} , assuming that the three events from LIGO O1 run are a representative sample of the entire population (see text for details and Figure 3). The contribution of the PBHs, is given by the red lines for $m_{PBH} = 30M_{\odot}$. The red band around the red solid line accounts for uncertainties in the rate (see text for more details and Figure 1). "Total" refers to the energy density calculated by the integral of Eq. 2. As "Residual" we exclude the contribution from individual events that would be identified by LIGO's design sensitivity. We also show in the dashed-dotted red line the residual (stochastic) background from $30M_{\odot}$ PBHs assuming that ET would resolve all coalescence events up to at least $z \simeq 8$. For comparison we also give the GW energy density calculated by LIGO [33] based on its first GW150914 event (green lines). The LIGO design and the ET expected sensitivities to the Ω_{GW} are given by purple dashed and solid lines respectively.

we allow also for the possibility that the distribution describing the largest masses m_1 in BBHs, extends down to $3 M_{\odot}$ (with the ratio q still following a flat distribution). As is shown in Figure 2 (blue solid, dot-dashed, long dashed and dashed lines) varying among those assumptions, affect little the lower frequencies $f \leq 50$ Hz shown for the Ω_{GW} . Instead, at higher frequencies those varying assumptions, have a dramatic impact, since the lower masses occurrence, varies significantly between those alternative distributions.

The total contribution at $20 < f_{\text{obs}} < 50$ Hz, will be probed by the LIGO final design sensitivity as is depicted by the purple dashed line from [33]. That assumes the BBHs merger rates are those quoted in the central values of [3]. If instead the rate is lower but still within the currently quoted uncertainties, LIGO may not be able to measure the Ω_{GW} at any frequency. As an example of that, in the red solid and dotted lines we give the contribution to the GW energy density from the PBH binaries. For $\sim 30 M_{\odot}$ PBHs have a merger rate that is consistent with the GW150914 class of events [16]. In the

red band we give the uncertainty on Ω_{GW} , based on the uncertainties on that rate (see Figure 1 and also [64]). Yet, with ET-B design [76] (solid purple in Figure 2), we expect that we will have enough sensitivity to measure Ω_{GW} from such a class of events over frequencies of 10-300 Hz; even for such a low merger rate. As a measure of the sensitivity to a given Ω_{GW} we use the signal to noise ratio S/N , which is defined as:

$$S/N = \frac{4G\rho_c}{5\pi c^2} \sqrt{2T} \left(\int_{f_{\text{min}}}^{f_{\text{max}}} df \frac{\Omega_{GW}^2(f) \gamma^2(f)}{f^6 S_n^2(f)} \right)^{0.5}, \quad (11)$$

where $S_n(f)$ is the spectral noise density of each detector. We follow [77]¹ to calculate the $S_n(f)$ from the plotted sensitivities in Figure 2. $\gamma(f)$ is the dimensionless overlap reduction function for for ET we take it to be 1 for simplicity. For LIGO (ET) $f_{\text{min}} = 10(1)$ Hz and $f_{\text{min}} = 1000$ Hz. For the total observation time we assume 5 yrs.

Given that the three events detected, have very different masses, their classes contribute in the GW energy density at different frequency ranges. That is clearly shown in Figure 3 (top panel), where we show the individual contribution from those classes of events and also their sum. The exact contributions, rely heavily on the rates. Yet, larger masses contribute more in lower frequencies. In fact, with future expected sensitivity, at low frequencies, we can probe the most massive members among the BBH population. [78] has detected stars in the R136 cluster of the Large Magellanic Cloud that are more massive than $150 M_{\odot}$; previously considered as unlikely to exist. In Figure 3 (bottom), we show what the impact on Ω_{GW} would be if BHs with masses larger than $100 M_{\odot}$ and up to 300 (or 500) M_{\odot} exist and with the mass function still scaling as $\propto m_1^{-2.35}$. This is shown by comparing the blue solid vs the red dashed lines (or green dot-dashed lines). The important difference here is that if such massive binaries with at least one intermediate BH exist, then at frequencies between 10 and 50 Hz, a deviation from Ω_{GW} scaling as $f^{2/3}$ should be observable (see gray thin line that shows $\Omega_{GW} \propto f^{2/3}$, given to guide the eye). We calculate a S/N between 3.5 and 5 for LIGO which with ET-B design increases by a factor of 50-70 to values of 230-300 depending on the exact plotted Ω_{GW} spectrum. Thus, the Ω_{GW} at those frequencies can be used to indirectly search for the most massive and rare stellar and the intermediate mass BHs in the Universe. This statement does not depend on any remaining uncertainties related to the energy released at the coalescence. Inversely, if very light BBH binaries merge at a high rate, their contribution would be seen at $f \sim O(10^2)$ Hz (see orange dotted line in Figure 3 bottom panel).

In Figure 4, we show the impact that different assumptions on the environment of formation of the stellar BBHs

¹ See also <http://rhcole.com/apps/GWplotter/>

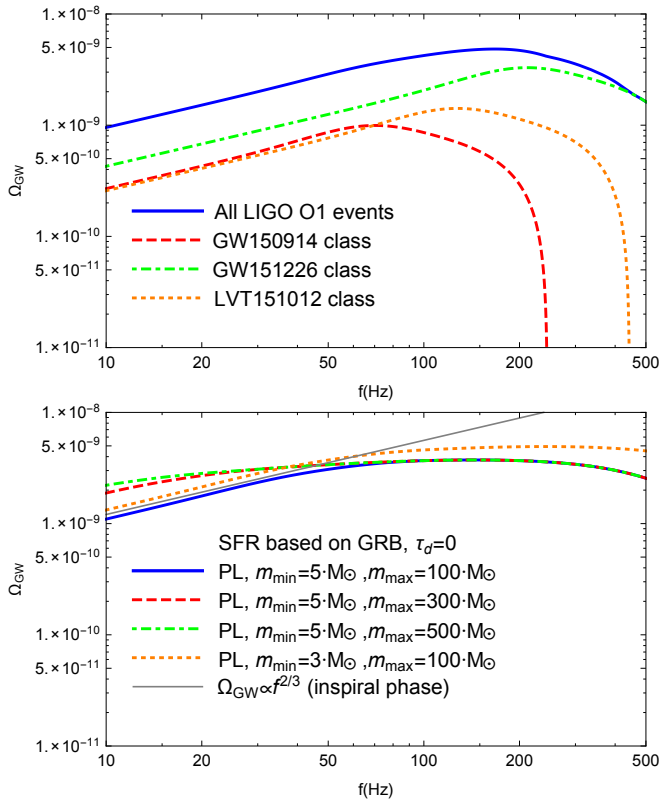


FIG. 3. *Top*: assuming that the three events observed by LIGO O1 run give a representative sample of the population of the BBHs, their total (solid blue) expected contribution to the Ω_{GW} is shown. The dashed red, dot-dashed green and dotted orange lines show the contribution from each class of BBHs, with the relevant rates evaluated in [3]. *Bottom*: assuming the SFR of [61] and negligible time delays, we show the expected Ω_{GW} for different assumptions on the mass distribution of BBHs. If binaries with intermediate mass BHs larger than $100 M_\odot$ exist, then the Ω_{GW} does not scale as $\propto f^{2/3}$ at frequencies $\gtrsim 10$ Hz. A (gray) line scaling at $\propto f^{2/3}$ is shown as a guide to the eye.

and on the time-delays, have on the Ω_{GW} . We calculate the ratio of $\Omega_{GW}^X/\Omega_{GW}^A$ between different set of assumptions "X" and "A". We always assume that the BBHs masses m_1 follow a PL distribution with $m_{\min} = 5M_\odot$ and $m_{\max} = 100M_\odot$, with a flat distribution on q . As assumption "A", we always take the BBHs GRB redshift distribution with no time delay. Assumption set "X" instead varies. We always normalize the ratio to 1 at 10 Hz. There is a strong degeneracy between the redshift shape of $R_m(z)$ and its local normalization, at frequencies up to ~ 50 Hz relevant for LIGO. That is shown more evidently by comparing reference assumptions "A" to the case where $R_m(z)$ has a distribution dominated by the environment with metallicities of 0.1 and $0.5 Z_\odot$ respectively (see long dashed purple line and blue solid line and also Figure 1). With the ET that will measure Ω_{GW} up to $\simeq 300$ Hz some of those degeneracies will be

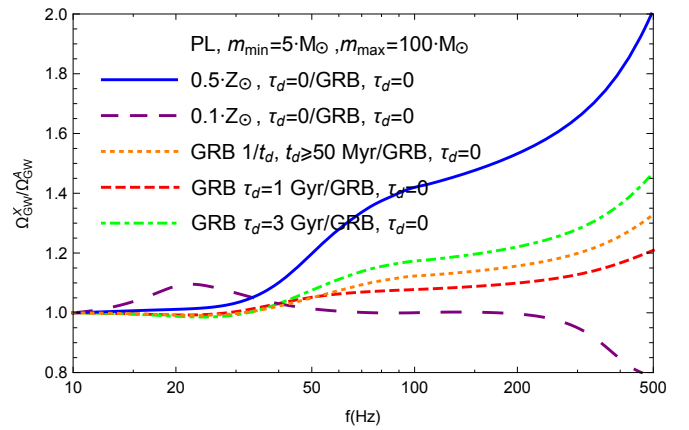


FIG. 4. The ratio of $\Omega_{GW}^X/\Omega_{GW}^A$ where "X" and "A" are different assumptions on the progenitors metallicity and time-delay. We assume fixed mass distribution for m_1 and m_2 of the BBHs. There is a strong degeneracy between the time delay, the environment of the BBH and the local merger rate, especially at $f_{\text{obs}} < 50$ Hz.

addressed. Moreover, the exact assumptions on the time-delay between binary formation and merger are strongly degenerate to the uncertainties in the local normalization of R_m . We show results with $P(t_d) \propto \exp\{-t_d/\tau_d\}$, with τ_d of 1 Gyr (red dashed line), 3 Gyr (green dot-dashed line) and with $P(t_d) \propto 1/t_d$ with $t_d \geq 50$ Myr (orange dotted line). The gravitational wave energy density alone will have little constraining power over those properties. Yet, we expect that the local rate of $R_m(z)$ will be well measured from the individual merger details by the end of the LIGO run at full design and even better with the measurement from the ET [79]; allowing the decoupling of certain degeneracies. For the exact assumptions of Figure 4 we get a S/N of 2.3-4 and 170-250 for LIGO and ET respectively.

An other possible probe for indirect searches of BBH properties through the Ω_{GW} , is the search for features associated with the fact that specific models for the BBH progenitors may indicate a narrow mass range of the BH population. We clarify that measuring Ω_{GW} is going to be an additional tool to the measurement of the binaries masses and spins. Since for a specific choice of masses there is a maximum frequency emitted at the quasi-normal ringdown f_{qnr} (Eq. 5); a significant population of BBHs with specific masses would contribute to Ω_{GW} with a specific frequency cut-off. That can result in possible spectral features on Ω_{GW} . In Figure 5, as an example, we show results for three different masses of PBHs. If PBHs have a narrow mass range, then their relevant Ω_{GW} cut-off associated to the ring-down frequency may result in a bump in the total Ω_{GW} . That can be seen in the specific plotted case between the blue dashed vs blue dot-dashed lines for an optimistic scenario. However, the merger rate of these PBHs remains small enough that we don't expect for either the GW residual background or

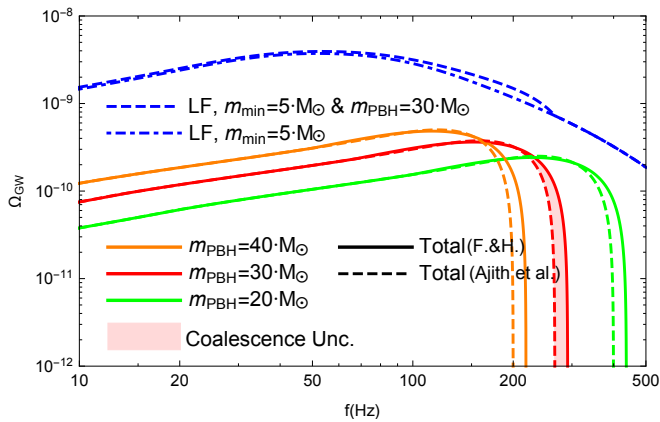


FIG. 5. The contribution to the Ω_{GW} of a population of BBHs with a monochromatic mass range based on [16], orange (red, green) for $m = 40$ (30 , 20) M_{\odot} . In blue dot-dashed and dashed lines we show the contribution from stellar BBHs only and from stellar & primordial BH binaries respectively. The uncertainties on the gravitational wave Ω_{GW} from the merger of PBHs, originating from the uncertainties in the mass of the PBHs and the exact frequency parametrization is shown as well. The energy released during the last phases of the inspiral is fixed, while that of the merger and the ring-down phases differs between parameterizations (see text for details).

for the total Ω_{GW} to be within LIGO's reach [33]. For ET-B simplified assumptions, the difference in the S/N between the two blue lines of Figure 5, is $\simeq 17$ (S/N of 263 vs of 247). We show results for 20, 30 and 40 M_{\odot} PBHs (orange, red and green lines). There are still some uncertainties in the physics of the emission of GWs during the coalescence. We account for these, by performing calculations with both the parametrizations of [54] and [56] (dashed vs solid lines for the PBH component to the Ω_{GW}). The uncertainties are not large enough to diminish the importance of searching for features in the Ω_{GW} , indicative of specific BBH population with future detectors.

IV. CONCLUSIONS

The detection of GWs from the merger event of binary BHs has opened a new window in astrophysics. In

this work we discuss the importance of the gravitational waves energy density on probing the properties of the BBHs and thus possibly their origin. While the current uncertainties after only three merger events are still very wide, there is a series of questions that can be asked.

Since the GW energy density Ω_{GW} is the integrated merger rate of BBHs even at high redshifts where individual mergers can't be identified, its spectrum can give us information on the total BBH mass distribution. We find that at high frequencies ($O(10^2)$ Hz) the contribution from the lightest BHs can be probed and thus help us understand how often such objects form (see Figure 2 and Figure 3).

More interestingly, at frequencies as low as 10-50 Hz, we can indirectly search for a signal of the most massive BHs of stellar origin. If the initial stellar mass function extends to masses as large as $\sim 500M_{\odot}$, resulting in BHs of $\gtrsim 100M_{\odot}$ at the binaries, then a deviation from the expected $\Omega_{GW} \propto f^{2/3}$ spectrum behavior may be clearly observed with ET (see Figure 3).

The gravitational wave energy density amplitude depends strongly both on the total local rate and its redshift profile, which in turn depends on the exact environment, the time of binary formation, and the time-delay between formation and merger of the binary. The Ω_{GW} is strongly degenerate to those assumptions (see Figure 4). Yet, we can use the individual detected events from LIGO in the next years to measure the local value of R_m and break some of these degeneracies.

Finally, we discussed that if populations of BHs exist with narrow mass distributions as are those of PBHs [16–18], then mild spectral features may exist in the Ω_{GW} , that future detectors can identify (see Figure 5).

The measurement of the spectrum of the gravitational wave energy density should be considered an other tool of searches to understand the properties of the BBHs in the Universe. That would be complementary to other studies as for instance cross-correlations of GW maps with galaxy catalogues [80, 81], searches for high modes of GW emission [72, 82–84] or studies regarding the spins of the composite BHs [85, 86].

Acknowledgements: The author would like to thank Yacine Ali-Haïmoud, Ely Kovetz, Marc Kamionkowski, Chris Moore, Julian Muñoz, Alvise Raccanelli and especially Simeon Bird and Vuk Mandic for interesting discussions. This work is supported by NASA Grant NNX15AB18G and the Simons Foundation.

[1] B. P. Abbott et al. (Virgo, LIGO Scientific), Phys. Rev. Lett. **116**, 061102 (2016), 1602.03837.
 [2] B. P. Abbott et al. (Virgo, LIGO Scientific), Phys. Rev. Lett. **116**, 241103 (2016), 1606.04855.
 [3] B. P. Abbott et al. (Virgo, LIGO Scientific) (2016), 1606.04856.
 [4] T. Hosokawa, S. Hirano, R. Kuiper, H. W. Yorke,

K. Omukai, and N. Yoshida (2015), 1510.01407.
 [5] B. Zhang (2016), 1602.04542.
 [6] S. E. Woosley (2016), 1603.00511.
 [7] S. E. de Mink and I. Mandel (2016), 1603.02291.
 [8] T. Hartwig, M. Volonteri, V. Bromm, R. S. Klessen, E. Barausse, M. Magg, and A. Stacy (2016), 1603.05655.
 [9] K. Inayoshi, K. Kashiyama, E. Visbal, and Z. Haiman

- (2016), 1603.06921.
- [10] C. L. Rodriguez, S. Chatterjee, and F. A. Rasio, *Phys. Rev.* **D93**, 084029 (2016), 1602.02444.
- [11] S. Chatterjee, C. L. Rodriguez, and F. A. Rasio (2016), 1603.00884.
- [12] C. L. Rodriguez, C.-J. Haster, S. Chatterjee, V. Kalogera, and F. A. Rasio (2016), 1604.04254.
- [13] R. M. O’Leary, Y. Meiron, and B. Kocsis, *Astrophys. J.* **824**, L12 (2016), 1602.02809.
- [14] R. M. O’Leary, B. Kocsis, and A. Loeb, *Mon. Not. Roy. Astron. Soc.* **395**, 2127 (2009), 0807.2638.
- [15] N. C. Stone, B. D. Metzger, and Z. Haiman (2016), 1602.04226.
- [16] S. Bird, I. Cholis, J. B. Muñoz, Y. Ali-Haïmoud, M. Kamionkowski, E. D. Kovetz, A. Raccanelli, and A. G. Riess, *Phys. Rev. Lett.* **116**, 201301 (2016), 1603.00464.
- [17] S. Clesse and J. García-Bellido (2016), 1603.05234.
- [18] M. Sasaki, T. Suyama, T. Tanaka, and S. Yokoyama, *Phys. Rev. Lett.* **117**, 061101 (2016), 1603.08338.
- [19] B. P. Abbott et al. (Virgo, LIGO Scientific) (2016), 1602.03842.
- [20] B. Sathyaprakash et al. (2011), 1108.1423.
- [21] D. I. Kosenko and K. A. Postnov, *Astron. Astrophys.* **336**, 786 (1998), astro-ph/9801032.
- [22] V. Ferrari, S. Matarrese, and R. Schneider, *Mon. Not. Roy. Astron. Soc.* **303**, 247 (1999), astro-ph/9804259.
- [23] R. Schneider, V. Ferrari, S. Matarrese, and S. F. Portegies Zwart, *Mon. Not. Roy. Astron. Soc.* **324**, 797 (2001), astro-ph/0002055.
- [24] C. J. Hogan and P. L. Bender, *Phys. Rev.* **D64**, 062002 (2001), astro-ph/0104266.
- [25] A. J. Farmer and E. S. Phinney, *Mon. Not. Roy. Astron. Soc.* **346**, 1197 (2003), astro-ph/0304393.
- [26] E. Howell, T. Regimbau, A. Corsi, D. Coward, and R. Burman, *Mon. Not. Roy. Astron. Soc.* **410**, 2123 (2011), 1008.3941.
- [27] T. Regimbau, *Res. Astron. Astrophys.* **11**, 369 (2011), 1101.2762.
- [28] P. A. Rosado, *Phys. Rev.* **D84**, 084004 (2011), 1106.5795.
- [29] X.-J. Zhu, E. Howell, T. Regimbau, D. Blair, and Z.-H. Zhu, *Astrophys. J.* **739**, 86 (2011), 1104.3565.
- [30] S. Marassi, R. Schneider, G. Corvino, V. Ferrari, and S. Portegies Zwart, *Phys. Rev.* **D84**, 124037 (2011), 1111.6125.
- [31] C.-J. Wu, V. Mandic, and T. Regimbau, *Phys. Rev.* **D87**, 042002 (2013).
- [32] T. Regimbau, D. Meacher, and M. Coughlin, *Phys. Rev.* **D89**, 084046 (2014), 1404.1134.
- [33] B. P. Abbott et al. (Virgo, LIGO Scientific), *Phys. Rev. Lett.* **116**, 131102 (2016), 1602.03847.
- [34] M. Gasperini and M. Giovannini, *Phys. Rev.* **D47**, 1519 (1993), gr-qc/9211021.
- [35] V. Ferrari, S. Matarrese, and R. Schneider, *Mon. Not. Roy. Astron. Soc.* **303**, 258 (1999), astro-ph/9806357.
- [36] T. Regimbau and J. A. de Freitas Pacheco, *Astron. Astrophys.* **447**, 1 (2006), astro-ph/0509880.
- [37] C. Carbone, C. Baccigalupi, and S. Matarrese, *Phys. Rev.* **D73**, 063503 (2006), astro-ph/0509680.
- [38] T. L. Smith, M. Kamionkowski, and A. Cooray, *Phys. Rev.* **D73**, 023504 (2006), astro-ph/0506422.
- [39] K. N. Ananda, C. Clarkson, and D. Wands, *Phys. Rev.* **D75**, 123518 (2007), gr-qc/0612013.
- [40] X. Siemens, V. Mandic, and J. Creighton, *Phys. Rev. Lett.* **98**, 111101 (2007), astro-ph/0610920.
- [41] J. Garcia-Bellido, D. G. Figueroa, and A. Sastre, *Phys. Rev.* **D77**, 043517 (2008), 0707.0839.
- [42] C. Caprini, R. Durrer, and G. Servant, *JCAP* **0912**, 024 (2009), 0909.0622.
- [43] S. Olmez, V. Mandic, and X. Siemens, *Phys. Rev.* **D81**, 104028 (2010), 1004.0890.
- [44] P. Binetruy, A. Bohe, C. Caprini, and J.-F. Dufaux, *JCAP* **1206**, 027 (2012), 1201.0983.
- [45] Z. Arzoumanian et al. (NANOGrav), *Astrophys. J.* **821**, 13 (2016), 1508.03024.
- [46] V. Domcke, M. Pieroni, and P. Binétruy, *JCAP* **1606**, 031 (2016), 1603.01287.
- [47] I. Dvorkin, E. Vangioni, J. Silk, J.-P. Uzan, and K. A. Olive (2016), 1604.04288.
- [48] T. N. Collaboration (NANOGrav) (2016), 1602.06301.
- [49] A. Buonanno, Y.-b. Chen, and M. Vallisneri, *Phys. Rev.* **D67**, 104025 (2003), [Erratum: *Phys. Rev.* **D74**, 029904(2006)], gr-qc/0211087.
- [50] L. Blanchet, T. Damour, G. Esposito-Farese, and B. R. Iyer, *Phys. Rev. Lett.* **93**, 091101 (2004), gr-qc/0406012.
- [51] L. Blanchet, A. Buonanno, and G. Faye, *Phys. Rev.* **D74**, 104034 (2006), [Erratum: *Phys. Rev.* **D81**, 089901(2010)], gr-qc/0605140.
- [52] L. Blanchet, G. Faye, B. R. Iyer, and S. Sinha, *Class. Quant. Grav.* **25**, 165003 (2008), [Erratum: *Class. Quant. Grav.* **29**, 239501(2012)], 0802.1249.
- [53] K. G. Arun, A. Buonanno, G. Faye, and E. Ochsner, *Phys. Rev.* **D79**, 104023 (2009), [Erratum: *Phys. Rev.* **D84**, 049901(2011)], 0810.5336.
- [54] P. Ajith et al., *Phys. Rev. Lett.* **106**, 241101 (2011), 0909.2867.
- [55] P. Ajith, *Phys. Rev.* **D84**, 084037 (2011), 1107.1267.
- [56] E. E. Flanagan and S. A. Hughes, *Phys. Rev.* **D57**, 4535 (1998), gr-qc/9701039.
- [57] P. Ajith et al., *Class. Quant. Grav.* **24**, S689 (2007), 0704.3764.
- [58] L. Santamaria et al., *Phys. Rev.* **D82**, 064016 (2010), 1005.3306.
- [59] S. Khan, S. Husa, M. Hannam, F. Ohme, M. Pürrer, X. Jiménez Forteza, and A. Bohé, *Phys. Rev.* **D93**, 044007 (2016), 1508.07253.
- [60] B. P. Abbott et al. (Virgo, LIGO Scientific) (2016), 1602.03840.
- [61] E. Vangioni, K. A. Olive, T. Prestegard, J. Silk, P. Petitjean, and V. Mandic, *Mon. Not. Roy. Astron. Soc.* **447**, 2575 (2015), 1409.2462.
- [62] M. Dominik, K. Belczynski, C. Fryer, D. E. Holz, E. Berti, T. Bulik, I. Mandel, and R. O’Shaughnessy, *Astrophys. J.* **779**, 72 (2013), 1308.1546.
- [63] F. Prada, A. A. Klypin, A. J. Cuesta, J. E. Betancort-Rijo, and J. Primack, *Mon. Not. Roy. Astron. Soc.* **423**, 3018 (2012), 1104.5130.
- [64] V. Mandic, S. Bird, and I. Cholis (2016), 1608.06699.
- [65] S. F. Kulkarni, S. McMillan, and P. Hut, *Nature* **364**, 421 (1993).
- [66] V. Kalogera, A. King, and F. A. Rasio, *Astrophys. J.* **601**, L171 (2004), astro-ph/0308485.
- [67] V. Kalogera, K. Belczynski, C. Kim, R. W. O’Shaughnessy, and B. Willems, *Phys. Rept.* **442**, 75 (2007), astro-ph/0612144.
- [68] D. Vanbeveren, *New Astron. Rev.* **53**, 27 (2009), 0810.4781.
- [69] N. Mennekens and D. Vanbeveren, *Astron. Astrophys.*

- 564**, A134 (2014), 1307.0959.
- [70] M. Dominik, E. Berti, R. O’Shaughnessy, I. Mandel, K. Belczynski, C. Fryer, D. Holz, T. Bulik, and F. Panarale, *Astrophys. J.* **806**, 263 (2015), 1405.7016.
- [71] I. Mandel and S. E. de Mink (2015), 1601.00007.
- [72] I. Cholis, E. D. Kovetz, Y. Ali-Haïmoud, S. Bird, M. Kamionkowski, J. B. Muñoz, and A. Raccanelli (2016), 1606.07437.
- [73] J. F. Navarro, C. S. Frenk, and S. D. M. White, *Astrophys. J.* **462**, 563 (1996), astro-ph/9508025.
- [74] J. Einasto, *Trudy Astrofizicheskogo Instituta Alma-Ata* **5**, 87 (1965).
- [75] L. Kreidberg, C. D. Baily, W. M. Farr, and V. Kalogera, *Astrophys. J.* **757**, 36 (2012), 1205.1805.
- [76] B. Sathyaprakash et al., *Class. Quant. Grav.* **29**, 124013 (2012), [Erratum: *Class. Quant. Grav.*30,079501(2013)], 1206.0331.
- [77] C. J. Moore, R. H. Cole, and C. P. L. Berry, *Class. Quant. Grav.* **32**, 015014 (2015), 1408.0740.
- [78] P. A. Crowther, O. Schnurr, R. Hirschi, N. Yusof, R. J. Parker, S. P. Goodwin, and H. A. Kassim, *Mon. Not. Roy. Astron. Soc.* **408**, 731 (2010), 1007.3284.
- [79] E. D. Kovetz, I. Cholis, P. C. Breysse, and M. Kamionkowski (2016), 1611.01157.
- [80] A. Raccanelli, E. D. Kovetz, S. Bird, I. Cholis, and J. B. Muñoz, *Phys. Rev.* **D94**, 023516 (2016), 1605.01405.
- [81] T. Namikawa, A. Nishizawa, and A. Taruya, *Phys. Rev.* **D94**, 024013 (2016), 1603.08072.
- [82] N. Seto (2016), 1602.04715.
- [83] A. Nishizawa, E. Berti, A. Klein, and A. Sesana (2016), 1605.01341.
- [84] A. Nishizawa, A. Sesana, E. Berti, and A. Klein (2016), 1606.09295.
- [85] V. Kalogera, *Astrophys. J.* **541**, 319 (2000), astro-ph/9911417.
- [86] B. P. Abbott et al. (Virgo, LIGO Scientific), *Astrophys. J.* **818**, L22 (2016), 1602.03846.