

Conductivity exponents at the percolation threshold

Clinton DeW. Van Siclen*
 1435 W 8750 N, Teton, Idaho 83452, USA
 (Dated: 4 January 2021)

Connections are found between the two-component percolation problem and the conductor/insulator percolation problem. These produce relations between critical exponents, and suggest formulae connecting the conductivity exponents in different dimensions. Values for the critical exponents are obtained from calculations on the incipient infinite cluster in two and three dimensions.

I. INTRODUCTION

Percolation is a prototypical example of a critical phenomenon [1]. In particular, a percolating system is characterized by a correlation length ξ that diverges as the percolation threshold p_c is approached. At the critical point p_c , the geometric and dynamic attributes of the infinite, percolating cluster (termed the “incipient infinite cluster”) are identified with a set of critical exponents whose values collectively constitute a universality class; that is, the set of exponent values is particular to the dimension of the Euclidean space rather than the underlying (regular) lattice structure. Because microscopic details of the system near p_c are not important, percolation serves as a useful model for a variety of natural phenomena [2] where a dynamical process is affected by the connectivity of the system. In this paper, however, uncorrelated, isotropic systems are considered, where the interest is in the values of the critical exponents and the relations between them.

Two different approaches to the critical point (at which ξ becomes infinite) are taken by the two-component percolation problem and the more-familiar conductor/insulator percolation problem. These two systems have no geometric attributes in common, but are related by their dynamic exponents.

The two-component percolation problem [3] involves a two-component material system where the higher conductivity phase, having conductivity σ_1 , is randomly mixed with the lower conductivity phase (σ_2); further, the volume fraction p of the higher conductivity phase is precisely at the percolation threshold p_c . It is reasonable to expect the effective conductivity σ of the system to exhibit critical behavior as the conductivity value σ_2 approaches zero. Indeed, the power-law relation

$$\sigma = \sigma_1 r^u \quad (1)$$

where ratio $r \equiv \sigma_2/\sigma_1 < 1$, is found to hold for 2D square bond [3] and square site [4] lattice systems of size greater than $\xi(r)$. The correlation length ξ is the length scale above which the property values (in this case the effective conductivity) of the *infinite* system are obtained.

The conductor/insulator percolation problem involves an insulator phase randomly mixed with a conducting

phase of volume fraction $p > p_c$. The effective conductivity σ exhibits the *asymptotic* behavior

$$\sigma \sim (p - p_c)^t \quad (2)$$

as p approaches p_c from above. In this case the correlation length $\xi(p) \rightarrow \infty$ as $p \rightarrow p_c$, so the value of the critical exponent t is obtained from the infinite system at $p = p_c$.

[Some comments on notation: The tilde symbol \sim indicates that the quantities are related by similar asymptotic behavior (as in the equation above). The letter t is used both for the conductivity exponent (as in the equation above) and for the variable “time”; it should be clear from the context, and placement, what meaning should be assumed for t . In parts of this paper it is convenient to denote an effective conductivity in a more particular way than is done above. For example, $\sigma(p, \sigma_1; (1 - p), \sigma_2)$ is the effective conductivity of an uncorrelated system comprised of volume fraction p of sites having conductivity σ_1 , and volume fraction $(1 - p)$ of sites having conductivity σ_2 .]

The following section presents the Walker Diffusion Method by which the analytical and numerical results in this paper are obtained. Subsequent sections are devoted to the two-component percolation problem, the conductor/insulator percolation problem, and numerical methods and results. An appendix extends the WDM to bond-based percolating systems.

II. WALKER DIFFUSION METHOD

The WDM was developed to calculate effective transport coefficients (e.g., conductivity) of composite materials and systems [4]. This method exploits the isomorphism between the transport equations and the diffusion equation for a collection of non-interacting walkers (hence the name). Accordingly, the phase domains in a composite correspond to distinct populations of walkers, where the walker density of a population is given by the value of the transport coefficient of the corresponding phase domain. The principle of detailed balance ensures that the population densities are maintained, and provides the following rule for walker diffusion over a digitized (pixelated) composite: a walker at site (or pixel) i attempts a move to a randomly chosen adjacent site j during the

* cvansiclen@gmail.com

time interval $\tau = (4d)^{-1}$, where d is the Euclidean dimension of the space; this move is successful with probability $p_{ij} = \sigma_j/(\sigma_i + \sigma_j)$, where σ_i and σ_j are the transport coefficients for the phases comprising sites i and j , respectively. (In practice, the unsuccessful moves inherent in this rule are eliminated by use of the variable residence time algorithm [4].) The path of a walker thus reflects the composition and morphology of the domains that are encountered. Over distances greater than the correlation length ξ , the walker diffusion is characterized by the diffusion coefficient D_w , which is related to the effective transport coefficient σ by

$$\sigma = \langle \sigma(\mathbf{r}) \rangle D_w \quad (3)$$

where $\langle \sigma(\mathbf{r}) \rangle$ is the volume average of the constituent transport coefficients. The diffusion coefficient D_w is calculated from the equation

$$D_w = \frac{\langle R(t)^2 \rangle}{2dt} \quad (4)$$

where the set $\{R\}$ of walker displacements, each occurring over the time interval t , comprises a Gaussian distribution that must necessarily be centered well beyond ξ . (For practical purposes, the correlation length ξ is the length scale above which the “effective”, or macroscopic, value of a transport property is obtained.)

[It should be clear that the WDM as described here is a mathematical method—not a model of a physical process. To this point, the local transport coefficients, which in this paper are local conductivity values σ_i , may be local values of fluid permeability k or thermal conductivity κ , for example.]

For displacements $R < \xi$, the walker diffusion is anomalous rather than Gaussian due to the heterogeneity of the composite at length scales less than ξ . There is, however, an additional characteristic length $\xi_0 < \xi$ below which the composite is effectively homogeneous [5]; this may correspond, for example, to the average phase domain size. A walker displacement of ξ requiring a travel time $t_\xi = \xi^2/(2dD_w)$ is then comprised of $(\xi/\xi_0)^{d_w}$ segments of length ξ_0 , each requiring a travel time of $t_0 = \xi_0^2/(2dD_0)$, where D_0 is the walker diffusion coefficient calculated from displacements $R \leq \xi_0$. Setting $t_\xi = (\xi/\xi_0)^{d_w} t_0$ gives the relation

$$D_w = D_0 \left(\frac{\xi}{\xi_0} \right)^{2-d_w} = \left(\frac{\xi_0^{d_w}}{2dt_0} \right) \xi^{2-d_w} \quad (5)$$

between the walker diffusion coefficient D_w (for walks of displacement $R \geq \xi$), the fractal dimension d_w of the walker path (for walks of displacement $\xi_0 < R < \xi$), and the correlation length ξ .

III. TWO-COMPONENT PERCOLATION PROBLEM

From the point of view of the WDM, the two-component percolation problem differs from the conduc-

tor/insulator percolation problem mainly by the fact that walkers are never “stranded” on finite clusters of conductor sites (until precisely $r = 0$). Thus the approach to the endpoint, which in both cases is percolation only via the incipient infinite cluster, reflects that difference and so produces a different set of critical exponents.

Combining Eqs. (1), (3) and (5) gives the relation

$$r^u = \frac{\langle \sigma \rangle}{\sigma_1} \left(\frac{\xi_0^{d_w}}{2dt_0} \right) \xi^{2-d_w} \quad (6)$$

which upon rearrangement produces

$$\xi = \left(\frac{\langle \sigma \rangle}{\sigma_1} \right)^{-1/(2-d_w)} \left(\frac{\xi_0^{d_w}}{2dt_0} \right)^{-1/(2-d_w)} r^{u/(2-d_w)}. \quad (7)$$

Thus the correlation length ξ diverges as

$$\xi \sim r^{u/(2-d_w^\dagger)} \quad (8)$$

near $r = 0$. The exponent d_w^\dagger is the limit of the walker path dimension d_w at $r = 0$. Surprisingly, it appears again in the presentation of the conductor/insulator percolation problem, where its numerical value can be ascertained.

A constraint on the value of the conductivity exponent u arises from the fact that walkers move according to rules based on *ratios* of conductivities, and thus D_w is a function of those ratios. This is embodied in the relationship

$$\begin{aligned} \sigma = \langle \sigma(\mathbf{r}) \rangle D_w &= \sigma_1 \left[p_c + \frac{\sigma_2}{\sigma_1} (1 - p_c) \right] D_w \\ &= \sigma_2 \left[\frac{\sigma_1}{\sigma_2} p_c + (1 - p_c) \right] D_w \end{aligned} \quad (9)$$

which simplifies to

$$\sigma(p_c, 1; (1 - p_c), r) = r \sigma(p_c, r^{-1}; (1 - p_c), 1). \quad (10)$$

Note that the conductivity σ on the right-hand side of this equation diverges as $r \rightarrow 0$. Thus

$$\sigma(p_c, r^{-1}; (1 - p_c), 1) = r^{u-1} \quad (11)$$

where the exponent $u - 1$ is necessarily less than zero for all dimensions d . In fact this result proves $u_d < 1$.

The exact value of exponent u_2 is obtained in the following way. Note that two random, isotropic systems $(p, \alpha; q, \beta)$ and $(p, \alpha^{-1}; q, \beta^{-1})^\dagger$ [the presence or absence of the dagger identifies the system] are *dual* if the conductivity of one equals the resistivity of the other. The 2D square bond network, which has the percolation threshold $p_c = 1/2$, is known to be self-dual [3]; thus

$$\sigma(1/2, 1; 1/2, r) \sigma(1/2, 1; 1/2, r^{-1}) = 1. \quad (12)$$

Then

$$\sigma(1/2, 1; 1/2, r) \sigma(1/2, r; 1/2, 1) = r \quad (13)$$

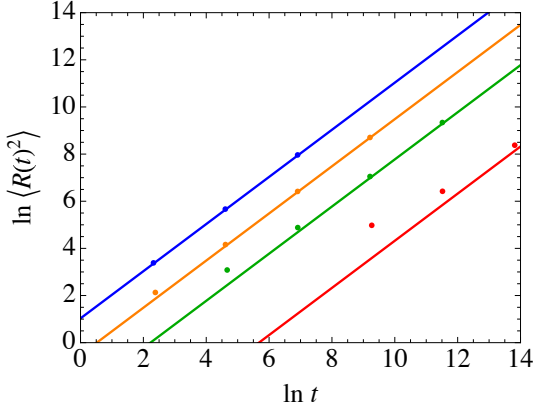


Figure 1. Data supporting the conjecture that the 3D conductivity exponent u_3 for the two-component percolation problem equals $3/4$. The values $\langle R(t)^2 \rangle$, each an average over a different set of 10^5 two-component systems, are obtained by the WDM; the points would lie on the straight lines (corresponding to $r = 0.1, 10^{-2}, 10^{-3}, 10^{-5}$, in order from left to right) in the event that $u_3 = 3/4$. The points that lie above the straight lines are obtained from walks of displacement $R(t) < \xi$ and so do not figure in the determination of the value u_3 .

which shows that $\sigma(1/2, 1; 1/2, r) = r^{1/2}$, meaning $u = 1/2$. Due to universality, the bond and site implementations of the two-component percolation problem possess the same set of critical exponents $\{u_d\}$, so $u_2 = 1/2$.

A numerical value for the exponent u_3 was obtained by the WDM (details of this sort of calculation are given in Sec. V). Figure 1 shows calculated points ($\ln t, \ln \langle R(t)^2 \rangle$) for two-component systems with $r = 0.1, 10^{-2}, 10^{-3}, 10^{-5}$. The four straight lines of slope 1 represent the relation $D_w = \sigma / \langle \sigma \rangle$ and so correspond to equations

$$y = x + \ln[2dD_w(r)] = x + \ln \left[\frac{2dr^u}{p_c + (1-p_c)r} \right] \quad (14)$$

for the four values of r , with the dimension d set to 3 and the exponent u_3 set to the value 0.75. The coincidence of the points and the lines support a previous conjecture [6] that $u_3 = 3/4$.

Note, in Fig. 1, that the correlation length $\xi(r)$ increases as the parameter r declines toward its critical value ($r = 0$), as characteristic of critical phenomena.

The analytical results $u_d < 1$ and $u_2 = 1/2$ together with the conjectured result $u_3 = 3/4$ suggest the relations $u_{d+1} = (u_d + 1)/2$ and

$$u_d = 1 - (1 - u_2)^{d-1} \quad (15)$$

between the conductivity exponents of the two-component percolation problem.

IV. CONDUCTOR/INSULATOR PERCOLATION PROBLEM

The conductor/insulator system has effective conductivity $\sigma = \sigma_1 p D_w$ where p is the fraction of conductor sites. As the walker diffusion coefficient $D_w = \langle R(t)^2 \rangle / (2dt)$ with walk time $t \gg t_\xi$ is obtained from walkers on all conductor sites, not just those on the percolating cluster, the conductor/insulator problem is recast as a two-component problem. Namely, the insulator sites become conductor sites with very low conductivity value $\sigma_2 \ll \sigma_1$. Then the conductivity exponent t is obtained in the limit $\sigma_2 = 0$ (that is, $r = 0$) at $p = p_c$. Thus the correlation length for this two-component system is

$$\xi = \left(\frac{\xi_0^{d_w}}{2dt_0} \right)^{-1/(2-d_w)} D_w^{1/(2-d_w)} \sim p^{-1/(2-d_w^*)} (p - p_c)^{t/(2-d_w^*)}. \quad (16)$$

It is also the case that $\sigma = \sigma_1 p' D'_w$ where p' is the fraction of system sites comprising the percolating cluster, and D'_w is the diffusion coefficient for walkers on the percolating cluster. When the system is near the critical point, p' exhibits the critical behavior $p' \sim (p - p_c)^\beta$. Thus

$$\xi \sim (p - p_c)^{-\beta/(2-d_w^*)} (p - p_c)^{t/(2-d_w^*)} \sim (p - p_c)^{-\nu}. \quad (17)$$

Here the exponent relation $-\nu = (t - \beta)/(2 - d_w^*)$ is obtained, where

$$d_w^* = 2 + (t - \beta)/\nu \quad (18)$$

is the limit of the walker path dimension d_w at $p = p_c$. (Thus d_w^* is the fractal dimension of the walker path on the incipient infinite cluster.) Note that the walker path dimensions d_w^* and d_w^\dagger are related by $d_w^\dagger - d_w^* = \beta/\nu$, and that $d_w^\dagger = 2 + t/\nu$.

[A more succinct derivation of the exponent relation Eq. (18) is $\sigma(\xi) = \sigma_1 p'(\xi) D'_w(\xi)$ implies $\xi^{-t/\nu} \sim \xi^{-\beta/\nu} \xi^{2-d_w^*}$.]

The exponents pertaining to the incipient infinite cluster are additionally connected by a hyperscaling law (a relation that includes the dimension d of the system). This follows from the asymptotic relation $p' \sim \xi^{-\beta/\nu}$ and the observation that at $p = p_c$,

$$p' = \frac{\xi^D}{\xi^d} \quad (19)$$

where the right-hand side is the volume fraction occupied by the incipient infinite cluster, the exponent D being the fractal “mass dimension” of that cluster. Thus

$$\beta = -\nu(D - d). \quad (20)$$

The appearance of the critical exponent d_w^\dagger in both the two-component percolation problem and the conductor/insulator percolation problem points to a fundamental connection between the two systems. Very near the

percolation threshold, the effective conductivity of the conductor/insulator system exhibits the asymptotic behavior

$$\sigma(p > p_c, 1; (1-p), 0) \sim (p - p_c)^t \sim \xi^{-t/\nu} \quad (21)$$

while the effective conductivity of the conductor/superconductor system exhibits the asymptotic behavior

$$\sigma(p < p_c, \infty; (1-p), 1) \sim |p - p_c|^{-s} \sim \xi^{s/\nu}. \quad (22)$$

The exponents t and s can be related to u and $u - 1$ from the two-component percolation problem by noting that the conductivities of the two conducting systems $(p > p_c, 1; (1-p), 0)$ and $(p_c, 1; (1 - p_c), r)$ are identical, and the conductivities of the two superconducting systems $(p < p_c, \infty; (1-p), 1)$ and $(p_c, r^{-1}; (1 - p_c), 1)$ are identical, when the parameters p and r are very close to p_c and 0, respectively. That is,

$$\sigma(p_c, 1; (1 - p_c), r) \sim \sigma(p > p_c, 1; (1-p), 0) \sim \xi^{-t/\nu} \quad (23)$$

and

$$\sigma(p_c, r^{-1}; (1 - p_c), 1) \sim \sigma(p < p_c, \infty; (1-p), 1) \sim \xi^{s/\nu}. \quad (24)$$

Note that Eq. (10) produces the relation

$$\sigma(p_c, 1; (1 - p_c), r) = [\sigma(p_c, r^{-1}; (1 - p_c), 1)]^{u/(u-1)} \quad (25)$$

which has the asymptotic expression

$$\xi^{-t/\nu} = [\xi^{s/\nu}]^{u/(u-1)} \quad (26)$$

thereby revealing the exponent relation

$$\frac{t}{s} = \frac{u}{1 - u} \quad (27)$$

or equivalently $u = t/(s + t)$, in all dimensions.

In fact the four conductivities in Eqs. (23) and (24) have in common the asymptotic relationship $D_w \sim \xi^{2-d_w^*}$. This is because very near $r = 0$ and $p = p_c$ the four systems have (statistically) identical morphologies, and identical phase conductivity ratios. Thus a diffusing walker finds the four systems identical. For example, the effective conductivity

$$\begin{aligned} \sigma(p < p_c, \infty; (1-p), 1) &\sim \sigma(p < p_c, r^{-1}; (1-p), 1) \\ &\sim r^{-1} \xi^{2-d_w^*} \sim \xi^{(t/\nu)/u} \xi^{-t/\nu} = \xi^{s/\nu}. \end{aligned} \quad (28)$$

Similarly, the conductivities in Eqs. (21) and (22) have in common the asymptotic relationship $D'_w \sim \xi^{2-d_w^*}$.

Given the exponent relation Eq. (27), a consequence of Eq. (15) is

$$\frac{t_d}{s_d} = 2^{d-1} - 1. \quad (29)$$

Using the value for exponent t_3 calculated in the following section, the value $s_3 = 0.67787(105)$ is a prediction.

It is interesting to consider a counterpart to Eq. (15) for the conductor/insulator system. In this case the conductivity exponent t_d increases towards 3 as the dimension increases [1]. Then

$$t_d = 3 \left[1 - \left(1 - \frac{t_2}{3} \right)^{d-1} \right]. \quad (30)$$

Given the generally accepted value $t_2 = 1.30$ (1.299), this equation produces $t_3 = 2.03667$ (2.03553) and similarly reasonable values for higher dimensions.

V. NUMERICAL APPROACH AND RESULTS

Because the critical exponents are obtained from the incipient infinite cluster, it is important to ensure that the diffusing walkers, which perform the calculations, are indeed on that cluster. To start, a walker is placed on a conductor site at the center of a vast volume of “undefined” sites. Then each neighboring site is defined to be conducting (with probability p_c) or is otherwise insulating. Rather than have the walker then attempt a move to a randomly chosen neighboring site (which may not be successful), it is more efficient to utilize the variable residence time algorithm, which takes advantage of the statistical nature of the diffusion process.

According to this algorithm [4], the actual behavior of the walker is well approximated by a sequence of moves in which the direction of the move from a site i is determined randomly by the set of probabilities $\{P_{i \rightarrow j}\}$, where $P_{i \rightarrow j}$ is the probability that the move is to adjacent site j (which has conductivity σ_j) and is given by the equation

$$P_{i \rightarrow j} = \frac{\sigma_j}{\sigma_i + \sigma_j} \left[\sum_{k=1}^{2d} \left(\frac{\sigma_k}{\sigma_i + \sigma_k} \right) \right]^{-1}. \quad (31)$$

The sum is over all sites adjacent to site i . The time interval over which the move occurs is

$$T_i = \left[2 \sum_{k=1}^{2d} \left(\frac{\sigma_k}{\sigma_i + \sigma_k} \right) \right]^{-1}. \quad (32)$$

Note that this version of the variable residence time algorithm is intended for orthogonal systems (meaning a site in a 3D system has six neighbors, for example).

After each move, any “undefined” neighboring sites are converted to conducting or insulating. In this way the cluster grows. A walk is complete when the sum of move times T_i reaches or exceeds a preset walk time T .

Of course, many of those clusters turn out to be finite and so clearly are not part of the incipient infinite cluster. Indeed, the larger the preset walk time T , the greater the likelihood that a nascent cluster will turn out to be finite. Note that finite and infinite clusters are easily distinguished: A finite cluster has the characteristic

that all conductor sites comprising the cluster have been visited by time T , indicating the cluster is completely surrounded by insulator sites. An “infinite” (or percolating) cluster includes at least one conductor site that was “created” by the walker (in the manner described above) but never actually visited in time T .

In general, $n \times 10^5$ “infinite” clusters for each walk time T were used to determine the value of a critical exponent or a ratio of exponents. These represent $n \times 10^5$ *different pieces*, each of size corresponding to the walk time T , of the incipient infinite cluster. It doesn’t matter that a cluster still “infinite” at time T might turn out to be finite were the walk extended to longer times, since every finite cluster at the percolation threshold resembles the incipient infinite cluster (which is statistically self-similar over *all* length scales) over length scales up to the size of the cluster.

The numerical data recorded for the incipient infinite cluster was, for each of several preset walk times T , the following: (1) The number $N_{pc} = 10^5$ of percolating (“infinite”) clusters over which most other quantities are averaged. (2) The number N_{fc} of finite clusters encountered in the process of accumulating N_{pc} percolating clusters. (3) The actual (averaged) walk time t (very slightly larger than T). (4) The average walker displacement $\langle R(t) \rangle$. (5) The average walker displacement-squared $\langle R(t)^2 \rangle$. (6) The average number $\langle n_m(t) \rangle$ of walker moves. (7) The average number $\langle n_s(t) \rangle = \langle S(t) \rangle$ of visited sites.

The percolation threshold values used in the calculations are $p_c = 0.592746$ (2D) and $p_c = 0.311607$ (3D). The “standard” values for β , ν , and D referred to below are $\beta_2 = 5/36$, $\nu_2 = 4/3$, $D_2 = 91/48$ [1]; and $\beta_3 = 0.41810(57)$, $\nu_3 = 0.87642(115)$, $D_3 = 2.52295(15)$, derived from values $1/\nu_3 = 1.1410(15)$ and $\beta_3/\nu_3 = 0.47705(15)$ [7].

A. Comment on average value $\langle R(t)^2 \rangle$

Most calculations of interest require arguably correct (as well as accurate) values for the average walker displacement-squared $\langle R(t)^2 \rangle$. In particular it is important that a sufficient number of independent walks (i.e., walks over a sufficient number of distinct sections of a percolating system) be taken in order that a mean value for $\langle R(t)^2 \rangle$ with reasonably narrow bounds is obtained. Figures 2 and 3 are instructive on this point.

Figure 2 shows five sets of points (distinguished by color) pertaining to walker diffusion on the incipient infinite cluster in 2D. Consider *one* of those sets: The coordinates of the points are $(N_{pc}, \langle R(t)^2 \rangle)$, where the average value $\langle R(t)^2 \rangle$ is obtained from N_{pc} percolating clusters (that is, from N_{pc} independent walks). As more walks are taken (i.e., as N_{pc} increases), the average value $\langle R(t)^2 \rangle$ fluctuates less and flattens out. Then by creating several sets and reproducing this behavior, a set size N_{pc} is found (10^5 in this case) that permits a mean value $\langle \langle R(t)^2 \rangle \rangle$ to be obtained with reasonably narrow bounds.

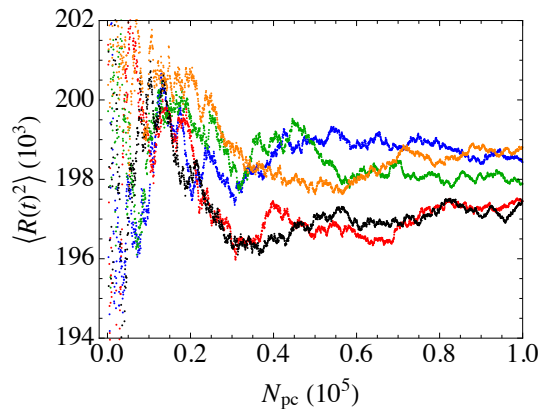


Figure 2. Sets of points (distinguished by color) that converge toward a “correct” value for the average walker displacement-squared $\langle R(t)^2 \rangle$ for walks of time $t = 10^7$ over the incipient infinite cluster in 2D. The variable N_{pc} corresponds to the number of independent walks from which the average value $\langle R(t)^2 \rangle$ is obtained.

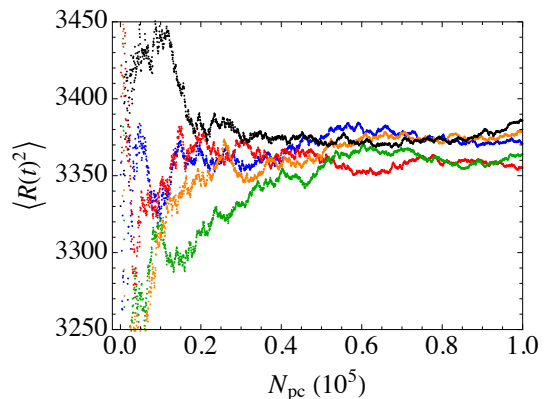


Figure 3. Sets of points (distinguished by color) that converge toward a “correct” value for the average walker displacement-squared $\langle R(t)^2 \rangle$ for walks of time $t = 10^6$ over the incipient infinite cluster in 3D. The variable N_{pc} corresponds to the number of independent walks from which the average value $\langle R(t)^2 \rangle$ is obtained.

Similarly, Fig. 3 shows five sets of points pertaining to walker diffusion on the incipient infinite cluster in 3D. Again, sets of size $N_{pc} = 10^5$ appear to be sufficient to obtain a defensible value for $\langle R(t)^2 \rangle$ for use in calculations. (Larger sets may naturally reduce the bounds, but at the cost of significantly increased computer time.)

Data from Figs. 2 (walk time $t = 10^7$) and 3 ($t = 10^6$) are used (together with additional sets of size 10^5) in the calculations of d_w^* below.

B. Walker path dimension d_w^*

For percolating systems of size $L < \xi$, the equivalent of Eq. (5) is

$$D_w(L) = D_w(\xi) \left(\frac{L}{\xi} \right)^{2-d_w} = \left(\frac{\xi_0^{d_w}}{2dt_0} \right) L^{2-d_w}. \quad (33)$$

In the case of the incipient infinite cluster, which is statistically self-similar over all length scales, this relation can be expressed in terms of the computable variable $\langle R(t)^2 \rangle$, namely,

$$\begin{aligned} \frac{\langle R(t)^2 \rangle}{2dt} &= \left(\frac{\xi_0^{d_w}}{2dt_0} \right) \langle R(t)^2 \rangle^{1-d_w^*/2} \\ &= \langle R(t)^2 \rangle^{1-d_w^*/2}. \end{aligned} \quad (34)$$

The last equality comes about because the characteristic length ξ_0 is the size of a single conductor site; that is, $\xi_0 = 1$. This Gaussian regime corresponds to walkers diffusing within the conductor site for walk times $t < t_0$. Then the diffusion coefficient $D_0 = 1$ and so the travel time $t_0 = (2d)^{-1}$. Thus

$$\langle R(t)^2 \rangle = (2dt)^{2/d_w^*} \quad (35)$$

or equivalently,

$$\ln \langle R(t)^2 \rangle = \frac{2}{d_w^*} \ln t + \frac{2}{d_w^*} \ln(2d). \quad (36)$$

This last equation produces the straight lines in Fig. 4. The line of greater (lesser) slope, running through the point corresponding to largest walk time t , has slope inversely proportional to the walker path dimension d_w^* for 2D (3D) percolation. Note that in both cases, points corresponding to shorter walk times lie below the straight lines, due to the effect of the finite (not infinitesimal) size of the conductor sites. [A more precise explanation is as follows: Walker diffusion on the incipient infinite cluster comprised of conductor sites is Gaussian ($d_w = 2$) for walk times $t < t_0$, and anomalous ($d_w = d_w^* > 2$) for walk times $t > t_0$, so that lines of slope 1 and slope $2/d_w^*$ meet at the point $(\ln t_0, \ln \langle R(t_0)^2 \rangle) = (-\ln 2d, \ln 1)$. Points in the anomalous regime near $t = t_0$ are thus affected by the presence of the Gaussian regime and so lie *below* the slope $2/d_w^*$ line.]

For 2D percolation, the value $d_w^* = 2.87038(60)$ was obtained from 10^6 walks, each of duration $T = 10^7$, over ten sets of 10^5 clusters (representing 10^6 distinct sections of the incipient infinite cluster). The average number of moves per walk $\langle n_m \rangle > 25 \times 10^6$, and the average number of visited sites per walk $\langle n_s \rangle > 68 \times 10^3$.

For 3D percolation, the value $d_w^* = 3.84331(193)$ was obtained from 8×10^5 walks, each of duration $T = 10^6$, over eight sets of 10^5 clusters (representing 8×10^5 distinct sections of the incipient infinite cluster). The average number of moves per walk $\langle n_m \rangle > 2.3 \times 10^6$, and the average number of visited sites per walk $\langle n_s \rangle > 12 \times 10^3$.

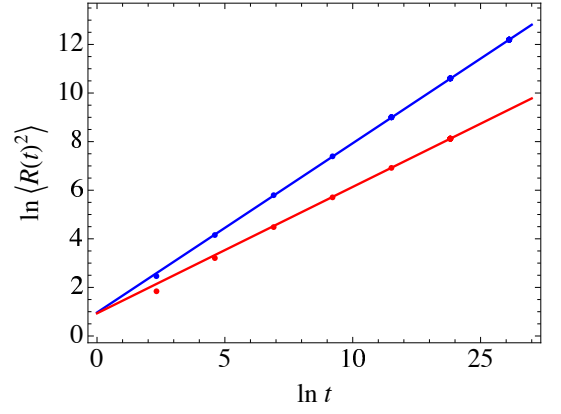


Figure 4. Data obtained from walks over the 2D and 3D incipient infinite clusters by which the walker path dimension d_w^* is calculated. Both straight lines have slope $2/d_w^*$; the line of greater (lesser) slope corresponds to the 2D (3D) incipient infinite cluster. The value $\langle R(t)^2 \rangle$ for each point is obtained from one or more sets of 10^5 distinct sections of the incipient infinite cluster. Points at short walk times t are affected by the finite size of the conductor sites.

Table I. Calculated values for the walker path dimension d_w^* , the exponent ratio t/ν , the conductivity exponent t , and the spectral dimension $d_s = 2D/d_w^*$.

	d_w^*	t/ν	t	d_s
2D	2.87038(60)	0.974542(600)	1.29939(80)	1.32097(28)
3D	3.84331(193)	2.32036(193)	2.0336(32)	1.3129(7)

In both cases Fig. 4 shows that these walks are of sufficient length (sufficient walk time) that finite-site-size effects on these d_w^* values are negligible, and Figs. 2 and 3 show that a sufficient number of randomly selected sections of the incipient cluster are explored to give exponent values within meaningful brackets.

Table I presents values of critical exponents calculated from these WDM values for d_w^* .

Note that the data from these $n \times 10^5$ walks over time $T = 10^7$ (2D) or 10^6 (3D) are used in all the following calculations that pertain to the incipient infinite cluster. Data for shorter walk times $T = 10, 10^2, 10^3, \dots$ are obtained from one or more sets of 10^5 walks.

C. Incipient infinite cluster mass dimension D

A lower bound D_s on the mass dimension D of the incipient infinite cluster is found by considering the number $S(t)$ of distinct sites visited during a walk to be proportional to $R_c(t)^{D_s}$, where $R_c(t)$ is the crude radius of the cluster of visited sites. This cluster radius can be related to the walker displacement $R(t)$ by noting that the walker is essentially equilibrated after many moves over the cluster of visited sites ($n_m/n_s \gg 1$). Then the displacement

$R(t)$ finds the walker at any site of the cluster with equal probability. For example, in the case of a walker confined to a 3D spherical cluster of conductor sites, the average value $\langle r \rangle$ is given by

$$\langle r \rangle = \left(\frac{4}{3} \pi R_c^3 \right)^{-1} \int_{r=0}^{R_c} r \cdot 4\pi r^2 dr = \frac{3}{4} R_c \quad (37)$$

since r , that is $R(t)$, is measured from the origin of the cluster (the original site from which the cluster grew). More generally, $R_c \propto \langle R(t) \rangle$ and therefore

$$\langle S(t) \rangle \propto \langle R(t) \rangle^{D_s} \quad (38)$$

with the averages obtained from a very large number of clusters and walks.

This relation produces the straight lines in Figs. 5 and 6 which describe the growth of the cluster of visited sites produced by walkers confined to the incipient infinite cluster. In Fig. 5 the slope $D_s = 1.89503$ is obtained for 2D percolation; this D_s value is slightly less than the fractal dimension $D = 91/48 = 1.89583$ of the incipient infinite cluster [1]. In Fig. 6 the slope $D_s = 2.49848$ is obtained for 3D percolation; similarly, this D_s value is slightly less than the standard value $D = 2.52295(15)$ for the incipient infinite cluster [7]. In both cases the line was fit to the two largest-walk-time points (each point obtained from eight or more sets of 10^5 independent walks) in order to minimize the effects of the finite (not infinitesimal) size of the conductor sites apparent at shorter times t .

While the value D_s may be very close to D , it will always be smaller since the cluster $S(t)$ will never completely fill the section of the incipient infinite cluster explored by the walker over time t (the walker will never visit every accessible site in that section). An extreme example of this effect is walker diffusion over a homogeneous 2D system: the path dimension d_w is (correctly) found to be precisely 2, but $D_s \approx 1.885$ (far less than $D = d = 2$) since the cluster $S(t)$ in that case grows in a non-compact way and so suggests a system with dimension less than 2.

Note that a variation on Eq. (38) is

$$S(t) \propto \langle R(t)^2 \rangle^{D/2} = \left[(2dt)^{2/d_w^*} \right]^{D/2} \propto t^{d_s/2} \quad (39)$$

where the equality is obtained from Eq. (35), and the spectral dimension $d_s = 2D/d_w^*$. However, this approach is discouraged as $\langle R(t)^2 \rangle^{1/2}$ is a poor approximation of $\langle R(t) \rangle$.

D. Fraction p'

The fraction p' of system sites that comprise the percolating cluster appears in the expression for conductivity $\sigma = \sigma_1 p' D'_w$ for systems with $p > p_c$, and in the relation

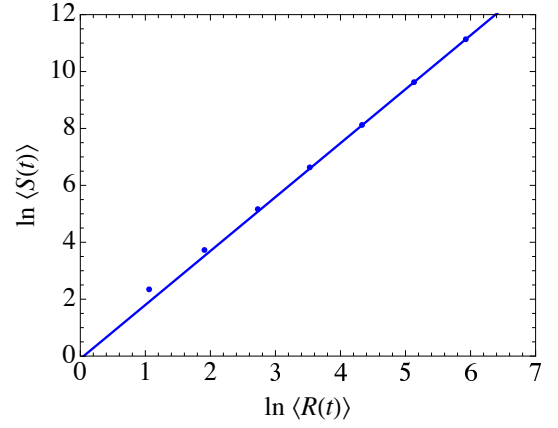


Figure 5. Data obtained from walks over the 2D incipient infinite cluster by which the fractal dimension D_s of the cluster $S(t)$ of visited sites is calculated. The straight line fit to points for $t = 10^6$ and 10^7 has slope D_s , giving a lower bound for the fractal dimension D of the incipient infinite cluster. The values $\langle R(t) \rangle$ and $\langle S(t) \rangle$ for each point are obtained from one or more different sets of 10^5 distinct sections of the incipient infinite cluster. Points at short walk times t are affected by the finite size of the conductor sites.

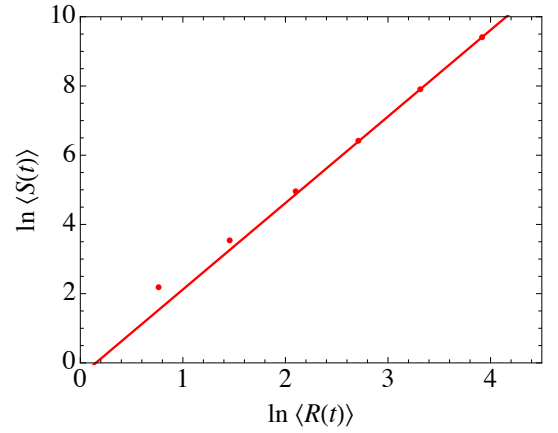


Figure 6. Data obtained from walks over the 3D incipient infinite cluster by which the fractal dimension D_s of the cluster $S(t)$ of visited sites is calculated. The straight line fit to points for $t = 10^5$ and 10^6 has slope D_s , giving a lower bound for the fractal dimension D of the incipient infinite cluster. The values $\langle R(t) \rangle$ and $\langle S(t) \rangle$ for each point are obtained from one or more different sets of 10^5 distinct sections of the incipient infinite cluster. Points at short walk times t are affected by the finite size of the conductor sites.

$p' \sim (p - p_c)^\beta$ for infinite systems very close to the percolation threshold. An expression for p' is derived here, to be used in calculations below.

It is reasonable to assume that a created cluster of size greater than the correlation length ξ (which occurs when the created cluster is “infinite” at preset walk time $T \gg t_\xi$) is part of the percolating cluster. A very large number N_{pc} of such “infinite” clusters are needed in the calculation of D'_w . In the process of creating these N_{pc}

percolating clusters, a number N_{fc} of smaller, “finite” clusters are generated that cannot be used in the calculation of D'_w . Recall that creation of each cluster ($N_{pc} + N_{fc}$ in total) begins by designating a “seed” conductor site within a vast volume of “undefined” sites. A fraction p'/p of those “seed” sites will turn out to belong to a percolating cluster. Thus $p'/p = N_{pc}/(N_{pc} + N_{fc})$, or equivalently

$$p' = p \left(1 + \frac{N_{fc}}{N_{pc}} \right)^{-1}. \quad (40)$$

E. Exponent ratio β/ν

The asymptotic relation $p' \sim \xi^{-\beta/\nu}$ inspires the finite-size scaling relation $p'(L) \propto L^{-\beta/\nu}$ that gives the fraction of sites in an arbitrary portion of size L of an infinite system at $p = p_c$, that belong to the cluster that percolates the size L volume.

An equivalent scaling relation is

$$p'(t) \propto \langle R(t) \rangle^{-\beta/\nu} \quad (41)$$

which pertains to walks of time t over clusters created in the manner described at the beginning of Sec. V, for infinite systems at $p = p_c$. The N_{pc} walks that produce the set of $R(t)$ values also give the value of $p'(t)$ as described in the previous subsection [Eq. (40) with $p = p_c$]. Note that the value $\langle R(t) \rangle$ effectively serves as the correlation length needed for this use of Eq. (40).

The novel scaling relation Eq. (41) produces the straight lines (with slope approximating $-\beta/\nu$) in Figs. 7 and 8. In both the 2D (Fig. 7) and 3D (Fig. 8) cases the fits are to the points for the two largest walk times (each point obtained from eight or more sets of 10^5 independent walks). These produce values $\beta_2/\nu_2 = 0.101027$ (compare to the exact value $5/48 = 0.104167$ [1]) and $\beta_3/\nu_3 = 0.454446$ (compare to the value $0.47705(15)$ [7]).

A different formulation $p'(t) \propto \langle R(t)^2 \rangle^{-\beta/2\nu}$ gives very similar values: $\beta_2/\nu_2 = 0.100952$ and $\beta_3/\nu_3 = 0.453645$.

Note that the points for short walk times are affected by the finite size of the conductor sites. Indeed, in both figures the point $(\ln 1, \ln p_c)$ lines up with the plotted points lying below the fitted line.

As points are obtained at ever-larger walk times, the slopes of the fitted lines will increase in magnitude, giving values for the exponent ratio β/ν closer to the true ones. This accords with the *asymptotic* expression of Eq. (41),

$$p'(t) \sim \langle R(t) \rangle^{-\beta/\nu}. \quad (42)$$

F. Conductivity σ of percolating systems with $p > p_c$

For this case ($p > p_c$) the effective conductivity $\sigma = \sigma_1 p' D'_w$ where p' is the fraction of system sites com-

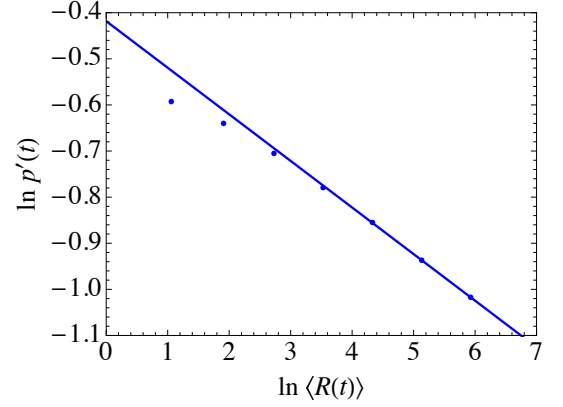


Figure 7. Data obtained from walks over the 2D incipient infinite cluster by which the exponent ratio β_2/ν_2 is calculated. Values $\langle R(t) \rangle$ and $p'(t)$ are obtained for walk times $t = 10, 10^2, \dots, 10^7$. The straight line fit to the two points at the largest walk times has slope approximating $-\beta_2/\nu_2$. Points lying below the straight line (at short walk times) are affected by the finite size of the conductor sites.

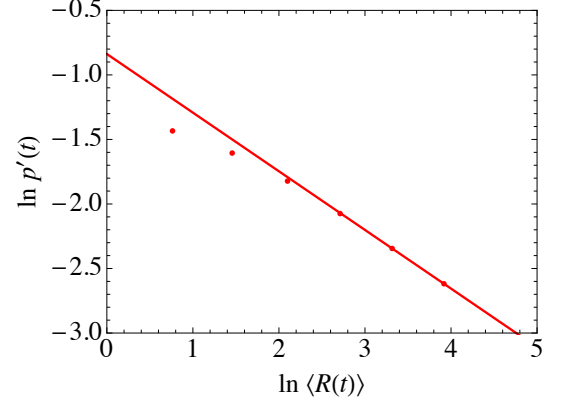


Figure 8. Data obtained from walks over the 3D incipient infinite cluster by which the exponent ratio β_3/ν_3 is calculated. Values $\langle R(t) \rangle$ and $p'(t)$ are obtained for walk times $t = 10, 10^2, \dots, 10^6$. The straight line fit to the two points at the largest walk times has slope approximating $-\beta_3/\nu_3$. Points lying below the straight line (at short walk times) are affected by the finite size of the conductor sites.

prising the percolating cluster, and $D'_w = \langle R(t)^2 \rangle / (2dt)$ is the diffusion coefficient for walkers on the percolating cluster. Walk times t should be sufficiently large that $\langle R(t)^2 \rangle \gg \xi^2$. [Or equivalently, walk times t should be sufficiently large that D'_w has declined to a constant value. Too-small walk times produce incorrect D'_w values, that are too high.] The function $p'(t) = p/(1 + N_{fc}/N_{pc})$ where the ratio N_{fc}/N_{pc} is obtained in the course of generating the large number of walks of time $t \gg t_\xi$.

G. Conductivity exponent u_3

For the two-component system, the effective conductivity $\sigma = \langle \sigma \rangle D_w$ where $\langle \sigma \rangle = p_c \sigma_1 + (1 - p_c) \sigma_2$, and $D_w = \langle R(t)^2 \rangle / (2dt)$ is the walker diffusion coefficient obtained for walk times $t \gg t_\xi$. While every system site is accessible to a walker (in contrast to the conductor/insulator system), it is convenient to use the same “created cluster” code.

Thus the walker is initially placed on a site that is randomly chosen to be of the σ_1 sort (with probability p_c) or is otherwise the σ_2 sort. Then each neighboring site is defined to be of the σ_1 sort (with probability p_c) or is otherwise the σ_2 sort. Then the walker moves to one of those sites over a time T_i as dictated by the variable residence time algorithm. And so on.

The 3D results for ratios $\sigma_2/\sigma_1 = 0.1, 10^{-2}, 10^{-3}, 10^{-5}$ are shown in Fig. 1. As discussed near the end of Sec. III, they support a previous conjecture that $u_3 = 3/4$.

VI. CONCLUDING REMARKS

The intent of this research was to clarify the relationship between the two-component percolation problem and the familiar conductor/insulator percolation problem. The Walker Diffusion Method provided a new conceptual, analytical, and numerical approach to this task.

An important achievement is the recognition of a new critical exponent d_w^\dagger that connects the two types of percolating systems. This is the fractal dimension of the walker path in the two-component system at the endpoint $r = 0$. It is also the limit of the walker path dimension d_w in the conductor/insulator system when all conductor clusters are connected by an extremely low conductivity “background” (replacing the insulator phase), attained at $p = p_c$ and background conductivity reduced to zero. The connection made apparent by d_w^\dagger leads to Eq. (27), relating the conductivity exponent t and superconductivity exponent s , and the corresponding exponents u and $1 - u$.

The value d_w^\dagger is best calculated from the exponent relation $d_w^\dagger = 2 + t/\nu$ derived in Sec. IV. Use of the calculated value for t_2 and the standard value for ν_2 produce $d_w^\dagger = 2.97454(60)$ for 2D systems. In principle d_w^\dagger may also be obtained via the relation

$$\langle R(t)^2 \rangle = (2dt)^{2/d_w^\dagger} \quad (43)$$

describing walks over the conductor/insulator system at $p = p_c$, where walkers on the finite clusters (in addition to those on the incipient infinite cluster) are included in the calculation. Those trapped walkers diffuse according to the variable residence time algorithm during the walk time t , and so contribute to the average displacement-squared $\langle R(t)^2 \rangle$ (hence $d_w^\dagger > d_w^*$).

Additionally, very good values for the critical exponent d_w^* in two and three dimensions are obtained, which enable calculation of accurate values for the conductivity

exponents t_2 and t_3 . WDM calculations also support the conjectured value $u_3 = 3/4$, which motivates a proposed set of equations connecting conductivity exponents across dimensions.

ACKNOWLEDGMENTS

I thank Professor Robert “Bob” Smith (Department of Geological Sciences) for arranging my access to the resources of the University of Idaho Library (Moscow, Idaho).

Appendix A: WDM for bond-based systems

In this case [8], the walkers reside on the zero-dimensional nodes of a regular network of bonds. The principle of detailed balance ensures that at equilibrium (i.e., no walker sources or sinks) a uniform walker density $\rho_i = 1$ is maintained. This is implemented by a variable residence time algorithm whereby every attempted move from a node is successful but the move is accomplished over a variable time interval. Specifically, the direction of each move from a node i (to a connected node j) is determined randomly by the set of probabilities $\{P_{i \rightarrow j}\}$, where

$$P_{i \rightarrow j} = \frac{\sigma_{ij}}{\sum_k \sigma_{ik}} \quad (A1)$$

and the set $\{\sigma_{ik}\}$ are the conductivities of the bonds connecting node i and node k . The time interval over which the move occurs is

$$T_i = \frac{\phi}{\sum_k \sigma_{ik}} \quad (A2)$$

where $\phi = 1$ in the case of orthogonal networks (e.g., square and cubic networks) and $\phi = 3/2$ in the case of triangular 2D networks. The paths of the walkers thus reflect the distribution and conductivity of the conducting bonds, and may be described at the macroscopic scale by the walker diffusion coefficient D_w . That is related to the effective conductivity σ by

$$\sigma = f_w D_w \quad (A3)$$

where the factor f_w is the fraction of walkers that are mobile (so equal to the fraction of nodes that have at least one attached conductor bond). The value D_w is calculated from the equation

$$D_w = \frac{\langle R(t)^2 \rangle}{2dt} \quad (A4)$$

where d is the Euclidean dimension of the network; and the set $\{R\}$ of walker displacements, each occurring over the time interval t , comprises a Gaussian distribution that must necessarily be centered at $\langle R \rangle \gg \xi$.

Equation (5) applies to bond-based systems as well. In particular,

$$D_w = D_0 \left(\frac{\xi}{\xi_0} \right)^{2-d_w} \quad (\text{A5})$$

where D_0 is the walker diffusion coefficient calculated from displacements $R \leq \xi_0$. It is evident from Eq. (A2) that D_0 has a conductivity value. For example, walks over the incipient infinite cluster have ξ_0 equal to one bond length, so $D_0 = \sigma_1$.

In order to use Eq. (A3) to obtain σ for a particular system, the fraction f_w of “active” nodes must be ascertained. Obviously $f_w = 1$ in the case of the two-component percolation problem. Another example is the bond-and-node Sierpinski triangle [9], where the conductivity properties (critical exponents and dimensions at the limit of recursion iteration $i \rightarrow \infty$) are obtained by considering an infinite 2D array of Sierpinski triangles. In that case an algebraic formula is derived for f_w as a function of iteration number i .

The conductor/insulator bond percolation problem is addressed by the relation

$$\sigma = f'_w D'_w \quad (\text{A6})$$

where the factor f'_w is the fraction of nodes that are associated with the percolating cluster of conductor bonds, and D'_w is obtained from walks over that percolating cluster. Unfortunately, it is not obvious how to obtain an algebraic expression for f'_w in this case of an infinite system having fraction $q < 1$ of conductor bonds. However, an *asymptotic* expression for f'_w , applicable to the incipient infinite cluster of conductor bonds, is derived as follows.

It is reasonable to assume the critical behavior $f'_w \sim (f_w - f_w^{(c)})^\gamma$ where $f_w^{(c)}$ is the value of f_w for the system at the bond percolation threshold $q = q_c$. Note that $f_0 = (1 - q)^n$ is the fraction of nodes for which all n attached bonds are insulators (for example, $n = 2d$ for square and cubic networks). Then

$$f_w = 1 - f_0 = 1 - (1 - q)^n \quad (\text{A7})$$

so that

$$f_w - f_w^{(c)} = -(1 - q)^n + [(1 - q) + \epsilon]^n \quad (\text{A8})$$

where $\epsilon = q - q_c$. This last expression allows use of the approximation (Eq. 3.5.8 from Ref. [10])

$$(a + \epsilon)^n \approx a^n + na^{n-1}\epsilon \quad (\text{A9})$$

for $\epsilon \ll a$. In the case that $\epsilon \rightarrow 0$,

$$\begin{aligned} f_w - f_w^{(c)} &\sim -(1 - q)^n + (1 - q)^n + n(1 - q)^{n-1}\epsilon \\ &= n(1 - q)^{n-1}\epsilon. \end{aligned} \quad (\text{A10})$$

Thus $f'_w \sim \epsilon^\gamma = (q - q_c)^\gamma$. Further, the exponent γ must equal β in order that Eq. (18)—the relation between critical exponents—is preserved, in accordance with universality. Thus

$$f'_w \sim (q - q_c)^\beta \quad (\text{A11})$$

for systems at the bond percolation threshold $q = q_c$.

Note that *numerical* values for f'_w in the general case $q > q_c$ can be obtained in the course of calculations involving walks over the percolating bond cluster. The method is similar to that used to obtain the fraction p' of sites that comprise the percolating site cluster, described in Subsec. D of Sec. V.

Consider an infinite, regular network comprised of nodes and “undefined” bonds. Then creation of a conductor-bond cluster begins with a “seed” node, at which a walker resides. The subsequent behavior of the walker is dictated by the variable residence time algorithm. When a node is first visited, any undefined bonds attached to it are converted to conductor (with probability q) or insulator. If conductor, the newly connected node becomes “unvisited” (unless it’s already “visited”), signifying that while it hasn’t (yet) been visited, it is accessible to the walker and so is part of the conductor-bond cluster. Thus at the end of walk time t , the conductor-bond cluster includes “visited” and (possibly) “unvisited” nodes. A *finite* cluster has no “unvisited” nodes (which indicates the cluster is completely confined by insulator bonds). Otherwise the conductor-bond cluster is considered to be *infinite*, meaning that the cluster spans the system of size $R(t)$.

Note that N seed nodes will generate N_{fin} finite clusters, N_{inf} infinite (percolating) clusters, and N_0 inactive nodes: $N = N_{\text{fin}} + N_{\text{inf}} + N_0$. Thus

$$f'_w = f_w \left(\frac{N_{\text{inf}}}{N_{\text{inf}} + N_{\text{fin}}} \right) = \frac{N_{\text{inf}}}{N} \quad (\text{A12})$$

is the fraction of nodes associated with the percolating cluster of conductor bonds, for a system of size $\langle R(t) \rangle$.

-
- [1] D. Stauffer and A. Aharony, *Introduction to Percolation Theory*, revised 2nd. ed. (Taylor & Francis, London, 1994).
 [2] M. Sahimi, *Applications of Percolation Theory* (Taylor &

- Francis, London, 1994).
 [3] J. P. Straley, Critical exponents for the conductivity of random resistor lattices, *Phys. Rev. B* **15** (12), 5733-7 (1977).

- [4] C. DeW. Van Siclen, Walker diffusion method for calculation of transport properties of composite materials, *Phys. Rev. E* **59** (3), 2804-7 (1999).
- [5] C. DeW. Van Siclen, Anomalous walker diffusion through composite systems, *J. Phys. A: Math. Gen.* **32**, 5763-71 (1999).
- [6] C. DeW. Van Siclen, Effective scalar properties of the critical region in functionally graded materials, *Physica A* **322**, 5-12 (2003).
- [7] J. Wang, Z. Zhou, W. Zhang, T. M. Garoni, and Y. Deng, Bond and site percolation in three dimensions, *Phys. Rev. E* **87**, 052107 (2013).
- [8] C. DeW. Van Siclen, Walker diffusion method for calculation of transport properties of finite composite systems, *Phys. Rev. E* **65**, 026144 (2002).
- [9] C. DeW. Van Siclen, Conductivity properties of the Sierpinski triangle, e-print arXiv:1710.06346 (2020). [Available at <https://arxiv.org/abs/1710.06346>]
- [10] M. Abramowitz and I. A. Stegun, eds., *Handbook of Mathematical Functions* (Dover, New York, 1965).