

Coupled orbital and spin evolution of the CoRoT-7 two-planet system using a Maxwell viscoelastic rheology

A. Rodríguez¹, N. Callegari Jr.², and A. C. M Correia^{3,4}

¹ *Universidade Federal do Rio de Janeiro, Observatório do Valongo, Ladeira do Pedro Antônio 43, 20080-090, Rio de Janeiro, Brazil*

² *Instituto de Geociências e Ciências Exatas, Unesp-Univ Estadual Paulista, Av. 24-A, 1515, 13506-900, Rio Claro, SP, Brazil*

³ *CIDMA, Departamento de Física, Universidade de Aveiro, Campus de Santiago, 3810-193 Aveiro, Portugal*

⁴ *ASD, IMCCE-CNRS UMR8028, Observatoire de Paris, 77 Av. Denfert-Rochereau, 75014 Paris, France*

9 March 2022

ABSTRACT

We investigate the orbital and rotational evolution of the CoRoT-7 two-planet system, assuming that the innermost planet behaves like a Maxwell body. We numerically resolve the coupled differential equations governing the instantaneous deformation of the inner planet together with the orbital motion of the system. We show that, depending on the relaxation time for the deformation of the planet, the orbital evolution has two distinct behaviours: for relaxation times shorter than the orbital period, we reproduce the results from classic tidal theories, for which the eccentricity is always damped. However, for longer relaxation times, the eccentricity of the inner orbit is secularly excited and can grow to high values. This mechanism provides an explanation for the present high eccentricity observed for CoRoT-7 b, as well as for other close-in super-Earths in multiple planetary systems.

Key words: Planets and satellites: dynamical evolution and stability. Planet-star interactions

1 INTRODUCTION

Close-in planets undergo tidal interactions with the central star, which shrink and circularize the orbits on time-scales that depend on the orbital distances, but also on the physical properties of the interacting bodies. The rotation of short-period planets is also modified and reaches a stationary value in time-scales usually much shorter than the orbital evolution (e.g., Hut 1981; Ferraz-Mello et al. 2008; Correia 2009; Rodríguez et al. 2011). The tidal interaction ultimately results in synchronous motion (the orbital and rotation periods become equal), which is the only possible state when the orbit is circularized (e.g., Hut 1981; Ferraz-Mello et al. 2008). However, as long as the orbit has some eccentricity, the rotation can stay in non-synchronous configurations. In general, planets with a primarily rocky composition have a permanent equatorial deformation or frozen-in figure (e.g., Goldreich & Peale 1966; Greenberg & Weidenschilling 1984), which contributes with a conservative restoration torque on their figures. In the context of the two-body problem, the gravitational interaction of an asymmetric planet with the star drives the planet rotation into different regimes of motion, including oscillations around exact spin-orbit resonances (SOR). When dissipative effects are taken into account, the oscillations are damped and the planet rotation can be trapped in exact resonance (e.g., Goldreich & Peale 1966; Correia & Laskar 2009).

Although the orbital and spin evolution are connected through the total angular momentum conservation, they are commonly studied separately due to the different time-scales involved in their evolution. However, it has been shown that for close-in planets the tidal evolution of the coupled orbit-rotation is important and should not be disassociated (Correia et al. 2012, 2013; Rodríguez et al. 2012, 2013; Greenberg et al. 2013). All studies cited above assumed simplified tidal models, usually using constant or linear tidal deformations (e.g., Darwin 1880; Mignard 1979), for which the tidal dissipation is constant or proportional to the corresponding frequency of the perturbation. A more realistic approach to deal with the dependency of the phase lag with the tidal frequency is to assume a viscoelastic rheology (e.g., Efroimsky 2012; Remus et al. 2012; Ferraz-Mello 2013; Correia et al. 2014). These rheologies have been shown to reproduce the main features of tidal dissipation (for a review of the main viscoelastic models see Henning et al. 2009). One of the simplest models of this kind is to consider that the planet behaves like a Maxwell material¹. In this case, the planet can respond as an elastic solid or as a viscous fluid, depending on the frequency of the perturbation.

¹ The Maxwell material is represented by a purely viscous damper and a purely elastic spring connected in series (e.g., Turcotte & Schubert 2002).

Correia et al. (2014) studied the orbital and rotational evolution of a single close-in planet using a Maxwell viscoelastic rheology. However, instead of decomposing the tidal potential in an infinite sum of harmonics of the tidal frequency (e.g., Kaula 1964; Mathis & Le Poncin-Lafitte 2009; Efroimsky 2012), they compute the instantaneous deformation of the planet using a differential equation for its gravity field coefficients. They have shown that when the relaxation time of the deformation is larger than the orbital period (which is likely the case for rocky planets), spin-orbit equilibria arise naturally at half-integers of the mean motion, without requiring to take into account the permanent equatorial deformation.

The method by Correia et al. (2014) has several advantages for studying the tidal evolution of planetary systems: 1) it works for any kind of perturbation, even for the non-periodic ones (such as chaotic motions or transient events); 2) the model is valid for any eccentricity and inclination value, we do not need to truncate the equations of motion; 3) it simultaneously reproduces the deformation and the dissipation on the planet. Therefore, this model seems to be the most appropriate to also study the impact of gravitational perturbations of companion bodies in the orbit of the inner planet. Indeed, we show here that the eccentricity of the inner body can increase due to a feedback mechanism between the tidal deformation of the planet and the orbital forcing.

In this paper we provide a simple model for the coupled orbital and spin evolution of an exoplanet with a companion (Sect. 2), and apply it to the CoRoT-7 planetary system (Sect. 3). We then give an explanation for the non-zero presently observed eccentricity values (Sect. 4), and derive some conclusions (Sect. 5).

2 MODEL

We consider a system consisting of a central star with mass m_0 , and two companion planets with masses m_1 and m_2 , such that $m_1, m_2 \ll m_0$. The subscript 1 always refers to the inner planet, while the 2 refers to the outer one.

The inner planet is considered an oblate ellipsoid with gravity field coefficients given by J_2 , C_{22} and S_{22} , whereas the star and the outer planet are considered as point masses. We also assume that the spin axis of the inner planet, with rotation rate Ω , is along the axis of maximal inertia \vec{k} (gyroscopic approximation), and that \vec{k} is orthogonal to its orbital plane (which corresponds to zero obliquity). The ellipsoid can be deformed by self rotation and tidal interactions with the central star, and we adopt a Maxwell viscoelastic rheology to model the deformation of the planet (see Correia et al. 2014).

2.1 Equations of motion

The equations of motion governing the orbital evolution of the system in a astrometric frame are

$$\begin{aligned} \ddot{\vec{r}}_1 = & -\frac{\mu_1}{r_1^3} \vec{r}_1 + Gm_2 \left(\frac{\vec{r}_2 - \vec{r}_1}{|\vec{r}_2 - \vec{r}_1|^3} - \frac{\vec{r}_2}{r_2^3} \right) \\ & + \vec{f} + \vec{g}_1 + \frac{Gm_2}{\mu_2} \vec{g}_2, \end{aligned} \quad (1)$$

$$\begin{aligned} \ddot{\vec{r}}_2 = & -\frac{\mu_2}{r_2^3} \vec{r}_2 + Gm_1 \left(\frac{\vec{r}_1 - \vec{r}_2}{|\vec{r}_1 - \vec{r}_2|^3} - \frac{\vec{r}_1}{r_1^3} \right) \\ & + \vec{g}_2 + \frac{Gm_1}{\mu_1} (\vec{f} + \vec{g}_1), \end{aligned} \quad (2)$$

where G is the gravitational constant, $\mu_i = G(m_0 + m_i)$, and \vec{r}_i is the position of the planet with respect to the star (with $i = 1, 2$). \vec{g}_i are the additional accelerations due to general relativity corrections to the first order in m_i/m_0 , given by (see Kidder 1995)

$$\vec{g}_i = -\frac{\mu_i}{c^2 r_i^3} \left[\left(\dot{\vec{r}}_i \cdot \dot{\vec{r}}_i - 4 \frac{\mu_i}{r_i} \right) \vec{r}_i - 4(\vec{r}_i \cdot \dot{\vec{r}}_i) \dot{\vec{r}}_i \right], \quad (3)$$

where c is the speed of light. \vec{f} is the acceleration arising from the potential created by the deformation of the inner planet, which is given by (Correia et al. 2014)

$$\begin{aligned} \vec{f} = & -\frac{3\mu_1 R^2}{2r_1^5} J_2 \vec{r}_1 - \frac{9\mu_1 R^2}{r_1^5} [C_{22} \cos 2\gamma - S_{22} \sin 2\gamma] \vec{r}_1 \\ & + \frac{6\mu_1 R^2}{r_1^5} [C_{22} \sin 2\gamma + S_{22} \cos 2\gamma] \vec{k} \times \vec{r}_1, \end{aligned} \quad (4)$$

where R is the mean radius of the inner planet, and $\gamma = \theta - \ell$, with θ the rotation angle ($\Omega = \dot{\theta}$), $\ell = \varpi + v$ the true longitude, ϖ the longitude of the pericenter, and v the true anomaly.

The torque acting to modify the inner planet rotation is given by

$$\ddot{\theta} = -\frac{6Gm_0 m_1 R^2}{C r_1^3} [C_{22} \sin 2\gamma + S_{22} \cos 2\gamma], \quad (5)$$

where C is the principal moment of the inertia along the axis \vec{k} .

The inner planet is deformed under the action of self rotation and tides. Therefore, the gravity field coefficients can change with time as the shape of the planet is continuously adapting to the equilibrium figure. According to the Maxwell viscoelastic rheology, the deformation law for these coefficients is given by (Correia et al. 2014)

$$\begin{aligned} J_2 + \tau \dot{J}_2 &= J_2^0 + J_2^r + J_2^t, \\ C_{22} + \tau \dot{C}_{22} &= C_{22}^0 + C_{22}^t, \\ S_{22} + \tau \dot{S}_{22} &= S_{22}^t, \end{aligned} \quad (6)$$

where τ is the relaxation time of the planet in response to deformation². J_2^0 and C_{22}^0 are permanent values of the polar and equatorial deformations, respectively,

$$J_2^r = k_f \frac{\Omega^2 R^3}{3Gm_1} \quad (7)$$

is the rotational deformation, and

$$J_2^t = k_f \frac{m_0}{2m_1} \left(\frac{R}{r_1} \right)^3, \quad (8)$$

² $\tau = \tau_v + \tau_e$, where τ_v and τ_e are the viscous (or fluid) and Maxwell (or elastic) relaxation times, respectively. For simplicity, in this paper we consider $\tau_e = 0$, since this term does not contribute to the tidal dissipation (for more details, see Correia et al. 2014). Our model is thus also equivalent to a Newtonian creep model (Ferraz-Mello 2013).

Table 1. The adopted current orbital elements and physical data of the CoRoT-7 system (Barros et al. 2014; Haywood et al. 2014).

| Body | m_i | R | $a_{i \text{ current}}$ (AU) | $e_{i \text{ current}}$ |
|------|---------------------------|-----------------|------------------------------|-------------------------|
| 0 | $0.915 \pm 0.019 M_\odot$ | $0.82 R_\odot$ | - | - |
| 1 | $4.73 \pm 0.95 M_\oplus$ | $1.53 R_\oplus$ | 0.0171 | 0.12 ± 0.07 |
| 2 | $13.56 \pm 1.08 M_\oplus$ | - | 0.0455 | 0.12 ± 0.06 |

$$C_{22}^t = \frac{k_f}{4} \frac{m_0}{m_1} \left(\frac{R}{r_1} \right)^3 \cos 2\gamma, \quad (9)$$

$$S_{22}^t = -\frac{k_f}{4} \frac{m_0}{m_1} \left(\frac{R}{r_1} \right)^3 \sin 2\gamma, \quad (10)$$

are the tidal equilibrium values for the gravity coefficients (Correia & Rodríguez 2013), where k_f is the fluid second Love number.

3 APPLICATION TO THE COROT-7 SYSTEM

We apply the model from previous section to the CoRoT-7 planetary system, which is composed by two short-period planets. CoRoT-7 is a young G9V sun-like star with mass $m_0 = 0.915 \pm 0.019 M_\odot$, radius $R_0 = 0.818 \pm 0.016 R_\odot$, and age of 1.32 ± 0.76 Gyr (Barros et al. 2014).

3.1 Observed system

The system was observed combining radial velocity and transit measurements (Barros et al. 2014; Haywood et al. 2014), which provide us the radius and the true mass of the inner planet, hence an estimation of its density. The inner planet, CoRoT-7 b, and the outer planet, CoRoT-7 c, have masses $m_1 = 4.73 M_\oplus$ and $m_2 = 13.56 M_\oplus$, respectively (Haywood et al. 2014), whereas the radius of CoRoT-7 b is $R = 1.53 R_\oplus$ (Barros et al. 2014). Within the uncertainties of the observations, the mean density of the inner planet is $6.6 \pm 1.5 \text{ g/cm}^3$ (Haywood et al. 2014), i.e., equal or larger than the density of the Earth. We can thus assume that CoRoT-7 b is a rocky planet in the super-Earth mass regime.

The orbital periods of the planets are $P_{1 \text{ orb}} = 20.5$ h and $P_{2 \text{ orb}} = 3.70$ d (Haywood et al. 2014). The best fit to the observational data determines that both planets evolve in non-circular orbits with an eccentricity value around 0.1 (Haywood et al. 2014), although the error bars are large and these values are still compatible with zero. Since both planets are very close to the star, the usual expectation is that the orbits become circular after some time (Ferraz-Mello et al. 2011). However, CoRoT-7 is a young star, and some transient equilibria for the eccentricity can occur, which could explain the non circular orbits at present.

Although the inclination of the CoRoT-7 c planet is not yet determined, for simplicity we assume that the orbits of the planets are coplanar. All adopted physical and orbital parameters for the system are listed in Table 1.

3.2 Numerical simulations

We performed a series of numerical simulations using the set of equations (1) to (6). As in previous studies (e.g.,

Ferraz-Mello et al. 2011; Rodríguez et al. 2011; Dong & Ji 2012), the idea is to study the past evolution of the CoRoT-7 system and figure out how the orbits evolved into the present ones. Since the initial system configuration is unknown, we take different initial values for the orbital parameters.

In the following, we denote the semi-major axis and the eccentricity by a and e , respectively. For the initial semi-major axes, we assume $a_1 = 0.0188$ AU and $a_2 = 0.0455$ AU. Since the orbital angular momentum of the system, L , is conserved along the evolution (the rotational angular momentum can be neglected in comparison), we have $L = L_1 + L_2$, where

$$\vec{L}_i \approx L_i \vec{k} = m_i \sqrt{\mu_i a_i (1 - e_i^2)} \vec{k}. \quad (11)$$

The eccentricity of the outer planet can then be obtained through the current elements listed in Table 1 as

$$e_2 \simeq \left[1 - \left(\frac{L}{m_2 \sqrt{\mu_2 a_2}} - \frac{m_1}{m_2} \sqrt{\frac{\mu_1 a_1}{\mu_2 a_2} (1 - e_1^2)} \right)^2 \right]^{1/2}, \quad (12)$$

where L is computed from the present values of the orbital elements (Table 1).

We start with an initial rotation rate such that $\Omega/n_1 = 4.1$, where n_1 is the orbital mean motion of the inner planet. This value for the rotation is not critical, as the spin quickly evolves under tides into a SOR. Other adopted initial values (also not critical) for the numerical simulations are³: $\theta = 0^\circ$, $v_1 = v_2 = 0^\circ$, $\varpi_1 = 10^\circ$, $\varpi_2 = 100^\circ$, $k_f = 1.0$ and $C = \xi m_1 R^2$, with $\xi = 0.35$. In order to overcome our total ignorance on the values of the relaxation times, we perform numerical simulations with six values of $\tau = 10^{-3}$, 10^{-2} , 10^{-1} , 10^0 , 10^1 , and 10^2 yr.

Since CoRoT-7 b is a super-Earth, we also assume non-zero values for the permanent non-spherical figure of the planet. For Venus (which rotates slowly and thus we can neglect the effect of the rotation on its shape) we have $J_2^0 \sim C_{22}^0 \sim 10^{-6}$ (Yoder 1995). However, for a more massive super-Earth we expect these values to become even smaller due to a stronger gravity at the surface. We thus adopt here $J_2^0 = C_{22}^0 = 10^{-7}$. These values correspond almost to a quasi-spherical shape for the unperturbed planet, but they still facilitate the capture in SORs.

3.2.1 High initial e_1

The CoRoT-7 planetary system most likely formed away from the star and then migrated inward (e.g. Terquem & Papaloizou 2007; McNeil & Nelson 2010; Cossou et al. 2014). In this process, the planets can be trapped in mean motion resonances, which increase the eccentricities until the resonance is broken (Beaugé et al. 2003; Ferraz-Mello et al. 2003). Therefore, we first consider the case of initial high eccentricity for the inner planet. For $e_1 = 0.25$, we obtain from expression (12), $e_2 = 0.1546$. In Fig. 1 we plot the temporal evolution of the eccentricities and the ratio Ω/n_1 for all values of τ ($10^{-3} - 10^2$ yr).

³ Due to the computational cost of the numerical simulations, we are not able to explore all the unknown parameters. However, we performed some runs with changes in these parameters, without observing any relevant changes in the evolution.

In panel (a), corresponding to $\tau = 10^{-3}$ yr, the planet is in the low-frequency regime since $n_1\tau < 1$. In this regime, the orbital evolution of the system is expected to be similar to the linear tidal model, for which the tidal dissipation is proportional to the corresponding tidal frequency (e.g., [Singer 1968](#); [Mignard 1979](#)). According to this model, the rotation of the planet evolves into an equilibrium value that depends on the eccentricity of the orbit, often called the pseudo-synchronization, for which (e.g., [Correia et al. 2011](#))

$$\frac{\Omega}{n_1} = \frac{1 + \frac{15}{2}e_1^2 + \frac{45}{8}e_1^4 + \frac{5}{16}e_1^6}{(1 + 3e_1^2 + \frac{3}{8}e_1^4)(1 - e_1^2)^{3/2}} = 1 + 6e_1^2 + \mathcal{O}(e_1^4). \quad (13)$$

Our simulations confirm that the rotation of the planet follows this equilibrium, which is always faster than the synchronous rotation unless the orbit becomes circular. However, since we are considering a residual value for the C_{22} , each time the rotation crosses a SOR there is a chance of capture, although very small because $C_{22} = 10^{-7}$ (see [Goldreich & Peale 1966](#); [Rodríguez et al. 2012](#)).

For the Earth and Mars, we have $\tau \sim 10^{-1}$ yr ([Correia et al. 2014](#)). Moreover, although $\tau \sim 10^{-1}$ yr provides a good estimation for the average present dissipation ratios on these two planets, it appears to be incoherent with the observed deformation. Indeed, in the case of the Earth, the surface post-glacial rebound due to the last glaciation about 10^4 years ago is still going on, suggesting that the Earth's mantle relaxation time is something like $\tau \approx 4,400$ yr ([Turcotte & Schubert 2002](#)). For rocky planets a value of $\tau = 10^{-3}$ yr is thus very unlikely, and it is better to consider higher values for τ . For all the remaining adopted values, we have that $n_1\tau > 1$, that is, the planet is in the high-frequency regime. In this regime, the tidal energy dissipated is inversely proportional to the frequency.

In panels (b) and (c), corresponding to $\tau = 10^{-2}$ yr and 10^{-1} yr, respectively, we still observe a rapid synchronization of the rotation with the orbital motion ($\Omega/n_1 = 1$), while both eccentricities are quickly damped to zero (orbital circularization). The only difference is that in panel (c) the rotation becomes captured in higher order SORs ($\Omega/n_1 = 5:2, 2:1, 3:2$) at the beginning of the simulation, that are nevertheless quickly destabilised until the spin reaches the synchronization. Dissipation of the tidal energy only occurs in the inner planet, but both eccentricities are damped since the system is coupled. In the beginning of the simulations, e_1 is damped more efficiently, but when it approaches zero, the pericenters of the planets become aligned, and both eccentricities approach a quasi-equilibrium value. The transfer of angular momentum between the two orbits becomes more efficient and both eccentricities are damped together (for more details see [Mardling 2007](#); [Laskar et al. 2012](#)). The difference in the orbital time-scales is accounted for the value of the relaxation time adopted in each simulation.

In panel (d), corresponding to $\tau = 1$ yr, we observe that the rotation evolves through a succession of temporary trappings in SORs (3:1, 5:2, 2:1, 3:2), ending with synchronous motion (1:1). In this case, the rotation spends more time trapped in higher order resonance than for $\tau = 10^{-1}$ yr. All the resonances are destabilized as the eccentricity decays, in agreement with previous results ([Rodríguez et al. 2012](#); [Correia et al. 2014](#)), because the capture and escape probability in SORs critically depends on the eccentricity (e.g., [Goldreich & Peale 1966](#); [Correia & Laskar 2009](#)).

In panels (e) and (f), corresponding to the largest values of τ , we observe that the rotation is captured in high order SOR. For $\tau = 10$ yr, the rotation is initially trapped in the 7:2 SOR and for $\tau = 10^2$ yr it is initially trapped in the 4:1 SOR. As explained in [Correia et al. \(2014\)](#), large τ imply that the relaxation time is much longer than the orbital period, allowing the prolateness of the planet to acquire a much larger deformation than the permanent $C_{22}^0 = 10^{-7}$ value. This helps the rotation to be captured more easily in SOR. The rotation is also trapped for longer periods of time because SOR are only destabilized for very low eccentricity values (see [Correia et al. 2014](#)).

Unlike previous simulations for lower τ values, in panels (e) and (f) we also observe that the eccentricity of the inner orbit is initially excited to a high value, whereas the outer planet eccentricity is simultaneously damped (due to the angular momentum conservation). The initial excitation of e_1 , that we call “eccentricity pumping”, is somewhat unexpected, since most studies on tidal evolution of the orbits predict that the eccentricities can only be damped (e.g., [Kaula 1964](#); [Mignard 1979](#); [Hut 1981](#)). When the outer orbit eccentricity approaches zero, the pericenters of the planets become anti-aligned, the eccentricity pumping ceases, and both eccentricities are slowly damped to zero as in the previous cases.

A similar initial excitation for the eccentricity has already been reported for gaseous planets within $0.1 < a_1 < 0.3$ AU ([Correia et al. 2012, 2013](#); [Greenberg et al. 2013](#)). For these kind of planets, the linear tidal model is well suited. As a consequence, the eccentricity pumping is related to a variation in the J_2 of the inner planet due to the rotational deformation (Eq. (7)), that tends to follow the pseudo-synchronous equilibrium (Eq. (13)). However, in the present case the rotation is locked in a SOR, so this effect can be neglected. Moreover, here the pumping effect appears in a system with a very close-in super-Earth and assuming a viscoelastic response. In section 4 we explain this eccentricity pumping in detail, and show that this effect is still related to a variation in J_2 , but as a result of the tidal deformation term (Eq. (8)).

Because the process of tidal circularization is slower for large values of τ (Fig. 2), in panel (f) we are not able to show the complete evolution of the rotation. However, we expect that the process of synchronization follows a similar behavior as in the previous panels, following its evolution under subsequent lower order captures (3:1, 5:2, 2:1, 3:2) to finally reach the 1:1 SOR. We note that, despite the capture into high-order SOR, the eccentricity pumping is not related with such trappings (see Sect. 4).

In Fig. 2, we plot the temporal evolution of the ratio of mean orbital motions, n_1/n_2 . This figure allows us to better compare the orbital evolution time-scales for each value of τ , and also to see the impact of the orbital 4:1 mean motion resonance crossing. The dashed line in Fig. 2 gives the present observed value (Table 1). In general, the orbital decay is faster for small values of τ , since the dissipation is inversely proportional to τ in the high frequency regime ($\tau n_1 > 1$). However, it is interesting to note that in all simulations there is a regime transition for which the evolution of the ratio n_2/n_1 slows down. This corresponds to the moment at which the rotation is captured in the synchronous resonance, since dissipation of tidal energy only occurs on

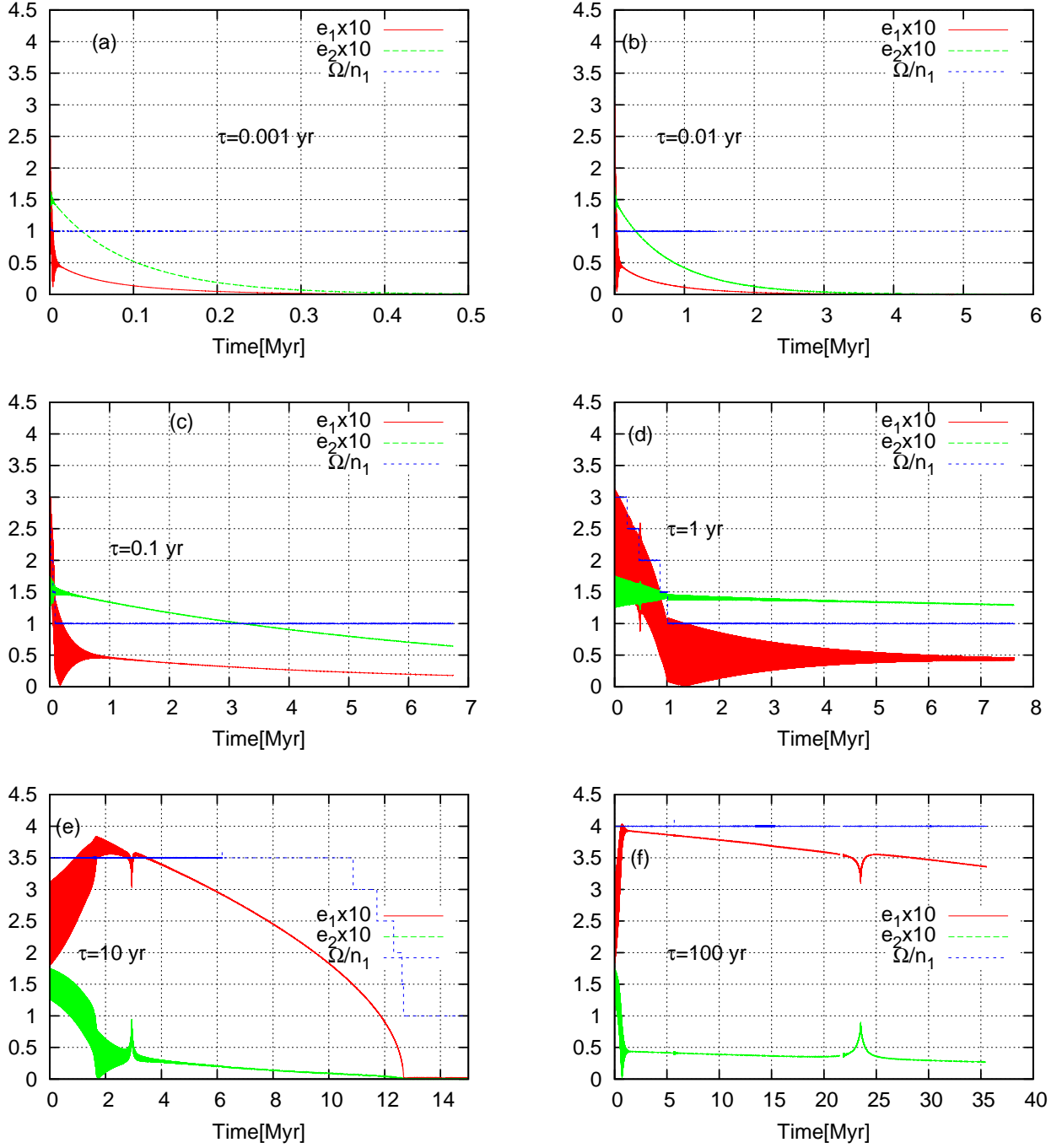


Figure 1. Evolution of the eccentricities and rotation rate with time for six values of the relaxation time τ . For small τ (panels (a) and (b)), the orbits are quickly circularized and the rotation rate trapped in the synchronous motion. For intermediate τ (panels (c) and (d)) the rotation is temporarily captured in SORs, which are destabilized as the eccentricity decays, ending with synchronous motion. For large τ (panels (e) and (f)), the eccentricity of the inner orbit is excited to high values. In panel (e) the eccentricities are perturbed near 3 Myr because the system crosses the 4:1 mean-motion resonance.

the orbit (see Rodríguez et al. 2012). For large τ values, this transition only occurs when the orbit is nearly circularized, since higher-order resonances are stable for very low eccentricity values (Correia et al. 2014). As a consequence, the orbital decay occurs faster for $\tau = 10$ yr than for $\tau = 1$ yr. Nevertheless, for $\tau \geq 100$ yr, the system takes a long time

to attain the present configuration, which may explain why the eccentricity of the inner orbit is not yet fully damped.

In Fig. 3, we plot the evolution of the instantaneous shape of CoRoT-7 b as a function of time, given by its oblateness, J_2 , and prolateness,

$$\epsilon = \sqrt{C_{22}^2 + S_{22}^2}. \quad (14)$$

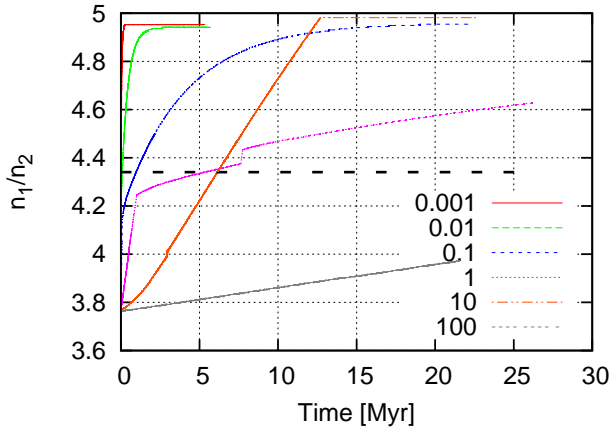


Figure 2. Evolution of the ratio of mean orbital motions with time for all adopted values of τ . The labeled colors correspond to the set of adopted values of τ in units of yr. Larger values of τ delay the evolution of the system. In addition, once the rotation is trapped in the synchronous motion the evolution slows down even more. The dashed line gives the present observed value (Table 1).

To better understand the different behaviors, we also plot the average of the equilibrium shape over one orbital period (see Correia et al. 2014). For J_2 we have

$$\langle J_2 \rangle = J_2^0 + J_2^r + \langle J_2^t \rangle, \quad (15)$$

where

$$\langle J_2^t \rangle = \mathcal{A} (1 - e_1^2)^{-3/2}, \quad (16)$$

and

$$\mathcal{A} = \frac{k_f m_0}{2 m_1} \left(\frac{R}{a_1} \right)^3. \quad (17)$$

The mean equilibrium value of ϵ depends on the SOR in which the rotation is trapped in. With $p = \Omega/n_1$ we have

$$\langle \epsilon \rangle = C_{22}^0 + \frac{\mathcal{A}}{2} X_{2p}^{-3,2}(e_1), \quad (18)$$

where $X_k^{l,m}(e_1)$ are Hansen coefficients such that

$$\left(\frac{r_1}{a_1} \right)^l e^{im\nu_1} = \sum_{k=-\infty}^{+\infty} X_k^{l,m}(e_1) e^{ikM_1}. \quad (19)$$

The J_2 and ϵ obtained numerically and analytically (Eqs. (15) and (18)) show that the instantaneous values closely follow their average equilibrium values (Fig. 3). The sudden variations observed correspond to the transition between two successive SORs. When the rotation jumps from a SOR to a lower order one, the J_2 decreases, which is a consequence of the term J_2^r (Eq. (7)), that is proportional to $(\Omega/n_1)^2 = p^2$. On the other hand, for a given SOR, the J_2 increases as the inner planet migrates towards the central star. From expression (16) we see that $\langle J_2^t \rangle$ must increase as a_1 decreases, despite the influence of the factor depending on e_1 . At the end of the evolution, when the rotation becomes synchronous, the planet acquires the same J_2 value in all scenarios, because whatever the value of τ is, the planet has enough time to reach the equilibrium figure.

Unlike the J_2 variations, the prolateness (ϵ) increases when the rotation changes from one SOR to the next (lower

order) one. The prolateness of the planet also follows the average equilibrium value for each SOR (Eq. (18)). It temporarily decreases with the eccentricity, since $X_{2p}^{-3,2}(e)$ is a decreasing function with e . However, when the critical eccentricity for each resonance is attained, ϵ increases again because $X_{2p}^{-3,2}(e) \propto e^{2(p-1)}$ (e.g. Correia et al. 2014). When the synchronous rotation is reached, the deformation always points along the direction of the star and it grows a lot, since $X_2^{-3,2}(e) \approx 1 - 5e^2/2$, i.e., the prolateness marginally depends on the eccentricity. Again, it becomes the same for all τ values, since the planet has enough time to reach the maximal deformation.

3.2.2 Low initial e_1

We now suppose that the initial eccentricity of the inner orbit is low. This assumption can be justified, among other reasons, considering a scenario where the orbit of the inner planet was not excited by any mean motion resonance with the outer planet, and therefore it kept a low eccentricity value during the migration process. We thus take a low initial value of $e_1 = 0.05$ and keep the same previous values of initial semi-major axes. Applying Eq. (12), we obtain the initial value $e_2 = 0.1933$.

For $\tau < 1$ yr, the eccentricity can only be damped (Fig. 1), so these cases are not interesting to study here again. However, for $\tau \geq 10$ yr, we observed a strong increase in e_1 . In order to check if the initial eccentricity pumping is still present for low initial eccentricity, in Fig. 4 we plot the evolution of eccentricities and rotation for $\tau = 10$ yr to 10^3 yr. The initial increase in e_1 is still observed in all cases, so we conclude that the pumping effect is an efficient mechanism that may have occurred during the past evolution of the CoRoT-7 system⁴. Since the eccentricity pumping is present even for initial low eccentricities of the inner orbit, it provides a possible explanation for the present observed high value of 0.12 (Tab. 1). It can also explain the occurrence of high eccentricities of other close-in super-Earths in multiple planetary systems.

The main difference with respect to the case with high initial eccentricity (section 3.2.1) is that the rotation is now initially captured in lower order SORs. This behavior was expected due to the lower initial value of e_1 , for which high-order SORs are unstable. Once captured in a SOR, the pumping effect helps to keep the rotation trapped in a non-synchronous spin-orbit resonant configuration for a longer period of time as well.

In Fig. 5 we show the evolution of the instantaneous shape (top), together with the corresponding analytical averaged equilibrium values (bottom) given by expressions (15) and (18). As in the case with high initial eccentricity (section 3.2.1), the agreement between the numerical and the averaged deformation is very good. Note that, in all cases, the agreement for the prolateness begins when the rotation becomes trapped in the a SOR, because the averaged value depends on p (Eq. (18)). We conclude that expression (18) provides a good approximation for the shape of the body even when the orbit is excited by an external companion.

⁴ We also performed a simulation (not shown here) with $a_1 = 0.02$ AU and the eccentricity pumping also appeared.

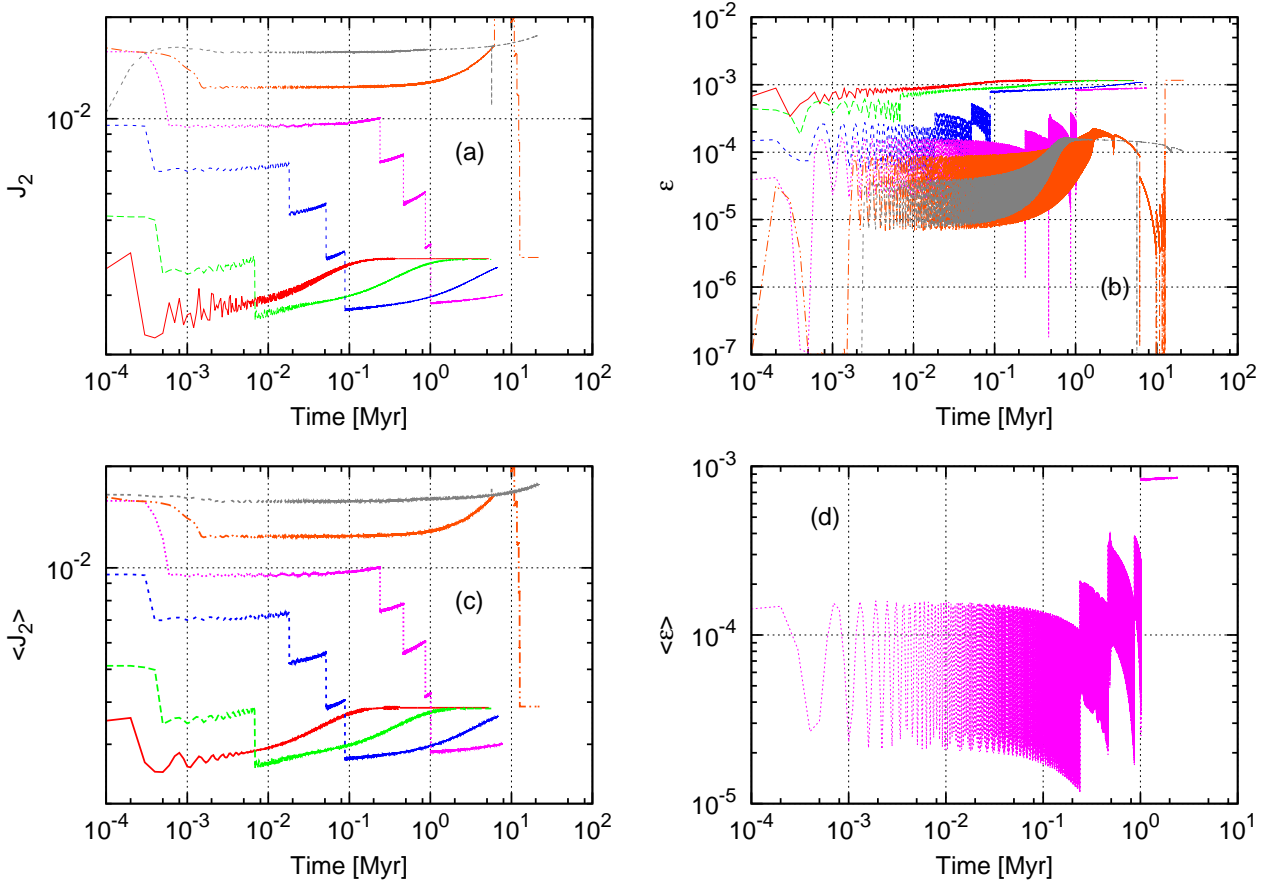


Figure 3. Evolution of the shape of the planet with time for all adopted values of τ . We show the instantaneous values of J_2 (a) and ϵ (b), together with their average values $\langle J_2 \rangle$ (c) and $\langle \epsilon \rangle$ (d) (Eqs. (15) and (18)). The colors correspond to the same values of τ as in Fig. 2. For simplicity, in the case of $\langle \epsilon \rangle$ we only show the results for $\tau = 1$ yr in order to better visualize the changes in the shape under the sequence of resonant trappings of the rotation. The instantaneous values of J_2 and ϵ are in excellent agreement with the theoretical prediction for the averaged values.

4 ECCENTRICITY PUMPING

The initial secular increase observed for the eccentricity of the inner orbit (Figs. 1 and 4) is somewhat unexpected, although a similar behaviour has already been described for gaseous planets (Correia et al. 2012, 2013; Greenberg et al. 2013). In previous works, the eccentricity pumping is related to a variation in the J_2 of the inner planet due to the rotation, that tends to follow the pseudo-synchronous equilibrium (Eq. (13)). However, in the present case the rotation is always locked in a SOR, so this effect can be neglected. In this section we show that the initial eccentricity pumping also results from a variation in J_2 , but here the excitation directly comes from the tidal deformation with the adopted Maxwell rheology (Eq. 6)).

4.1 Secular evolution of the eccentricity

The eccentricity evolution of the inner orbit can be obtained from the Laplace-Runge-Lenz vector,

$$\vec{e}_1 = \frac{\dot{\vec{r}}_1 \times \vec{L}_1}{Gm_0m_1} - \frac{\vec{r}_1}{r_1}, \quad (20)$$

which points along the major axis in the direction of periastris with magnitude $e_1 = |\vec{e}_1|$. Thus

$$\dot{\vec{e}}_1 = \frac{1}{Gm_0m_1} \left(\vec{f} \times \vec{L}_1 + \dot{\vec{r}}_1 \times \vec{L}_1 \right), \quad (21)$$

where \vec{f} is the acceleration arising from the potential created by the deformation of the inner planet (Eq. (4)), and $\vec{L}_1 = m_1 \vec{r}_1 \times \dot{\vec{r}}_1$. The secular evolution of the eccentricity can then be obtained by averaging over one orbital period

$$\dot{e}_1 = \left\langle \frac{\dot{\vec{e}}_1 \cdot \vec{e}_1}{e_1} \right\rangle_{M_1}, \quad (22)$$

where M_1 is the mean anomaly of the inner planet's orbit.

For a single planet undergoing tidal dissipation with a Maxwell rheology, the secular evolution of the eccentricity becomes (Correia et al. 2014, Eq. (53)):

$$\begin{aligned} \dot{e}_1 = & -\frac{\mathcal{A}}{2} \left(\frac{R}{a_1} \right)^2 \frac{(1-e_1^2)}{e_1} \sum_{k=-\infty}^{+\infty} \left[(X_k^{-3,0})^2 \frac{\tau k^2 n_1^2}{1 + \tau^2 k^2 n_1^2} \right. \\ & \left. + (X_k^{-3,2})^2 \frac{3\tau\omega_k^2}{1 + \tau^2\omega_k^2} \left(1 + \frac{2n_1/\omega_k}{\sqrt{1-e^2}} \right) \right], \end{aligned} \quad (23)$$

where $X_k^{l,m}$ is given by expression (19), and $\omega_k = 2\Omega - kn_1$.

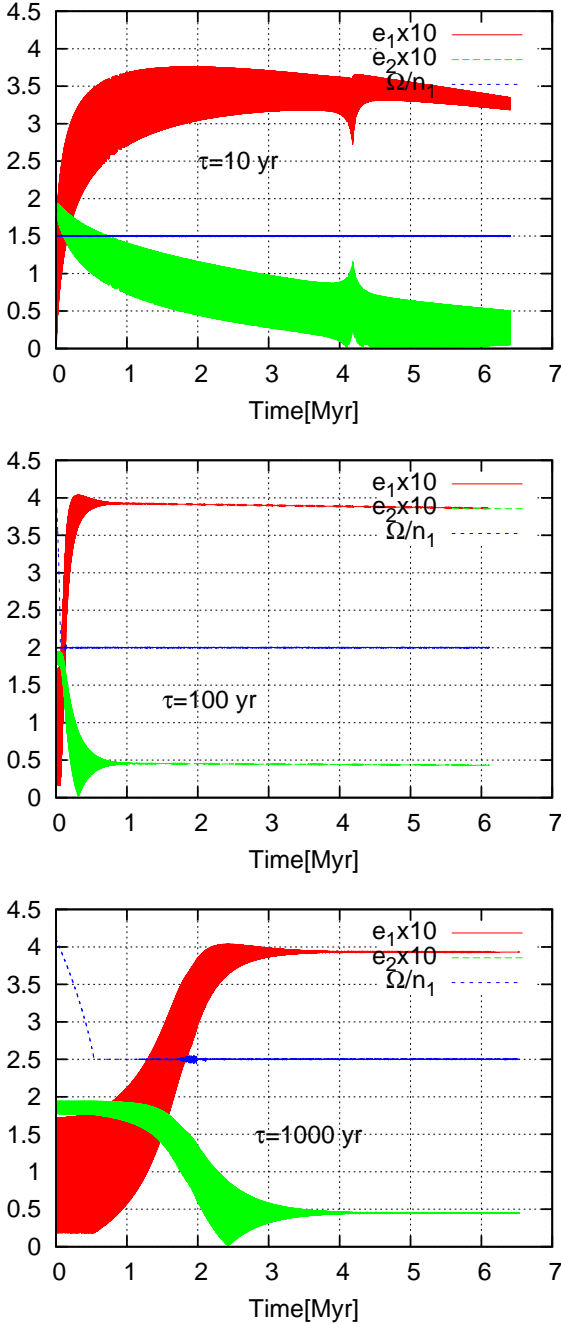


Figure 4. Evolution of the eccentricities and rotation rate for $\tau = 10$ yr, 10^2 yr and 10^3 yr, and low initial eccentricity ($e_1 = 0.05$). The eccentricity pumping also appears in this case, indicating that it may be an efficient mechanism that took place during the evolution of the CoRoT-7 planetary system.

The first term in expression (23) results from the contribution of the J_2 , while the last term results from the contribution of C_{22} and S_{22} (see Eq. (4)). When the rotation is captured in a SOR, $\Omega/n_1 = p = k/2$, it means that the tidal torque is dominated by the term with amplitude $X_{2p}^{-3,2}$, but also that $\omega_{2p} = 0$. As a consequence, the eccentricity

evolution is dominated by the J_2 contribution:

$$\dot{e}_1 \approx -\frac{\mathcal{A}}{2} \left(\frac{R}{a_1}\right)^2 \frac{(1-e_1^2)}{e_1} \sum_{k=-\infty}^{+\infty} (X_k^{-3,0})^2 \frac{\tau k^2 n_1^2}{1 + \tau^2 k^2 n_1^2}. \quad (24)$$

The coefficient $(X_k^{-3,0})^2$ is always positive and dominated by e_1^{2k} (e.g. Laskar & Boué 2010). Since the term with $k = 0$ is zero, the leading terms in the above series are for $k = \pm 1$, and thus $\dot{e}_1 \propto -e_1$. We hence conclude that the eccentricity of a single planet captured in a SOR can only decrease for a Maxwell rheology (see Correia et al. 2014).

4.2 Secular evolution of J_2

In order to obtain expression (24) we assumed a constant rotation rate and a constant eccentricity for J_2^t (Eq. (8)):

$$\begin{aligned} J_2 &= J_2^c + \frac{1}{\tau} \int_0^t J_2^t(t') e^{(t'-t)/\tau} dt' \\ &= J_2^c + \mathcal{A} \sum_{k=-\infty}^{+\infty} \frac{X_k^{-3,0}}{1 + i\tau k n_1} e^{ikM_1}, \end{aligned} \quad (25)$$

with $J_2^c = J_2^0 + J_2^T = cte$. When the rotation is captured in a SOR we can keep the assumption of constant rotation. However, when the eccentricity is perturbed by a companion planet, the Hansen coefficients are no longer constant (Eq. (19)). Let us assume that the eccentricity is a periodic function with frequency g . Thus,

$$X_k^{l,m}(e_1) = \sum_{j=-\infty}^{+\infty} Y_{j,k}^{l,m} e^{ijgt}. \quad (26)$$

Using this expansion for J_2^t (Eq. (8)) in the computation of J_2 (Eq. (25)) gives:

$$J_2 = J_2^c + \mathcal{A} \sum_{j,k} \frac{Y_{j,k}^{-3,0}}{1 + i\tau(kn_1 + jg)} e^{i(kn_1 + jg)t}. \quad (27)$$

In general, we have $g \ll n_1$. Therefore, for all terms except $k = 0$, we can neglect the contribution from g in previous expression:

$$\begin{aligned} J_2 &\approx J_2^c + \mathcal{A} \sum_{k \neq 0} \frac{X_k^{-3,0}}{1 + i\tau k n_1} e^{ikn_1 t} \\ &+ \mathcal{A} \sum_j \frac{Y_{j,0}^{-3,0}}{1 + i\tau jg} e^{ijgt}, \end{aligned} \quad (28)$$

which gives

$$\langle J_2 \rangle \approx J_2^c + \mathcal{A} \sum_j \frac{Y_{j,0}^{-3,0}}{1 + i\tau jg} e^{ijgt}. \quad (29)$$

Noting also that

$$\mathcal{A} \sum_j \frac{Y_{j,0}^{-3,0}}{1 + i\tau jg} e^{ijgt} = \frac{1}{\tau} \int_0^t \langle J_2^t \rangle e^{(t'-t)/\tau} dt', \quad (30)$$

where $\langle J_2^t \rangle = \mathcal{A} X_0^{-3,0}(e)$ is the average value of J_2^t over one orbital period (Eq. (16)), we can thus obtain a secular version for the $\langle J_2 \rangle$ rheological law (Eq. (6)) as

$$\langle J_2 \rangle + \tau \langle \dot{J}_2 \rangle = J_2^c + \langle J_2^t \rangle. \quad (31)$$

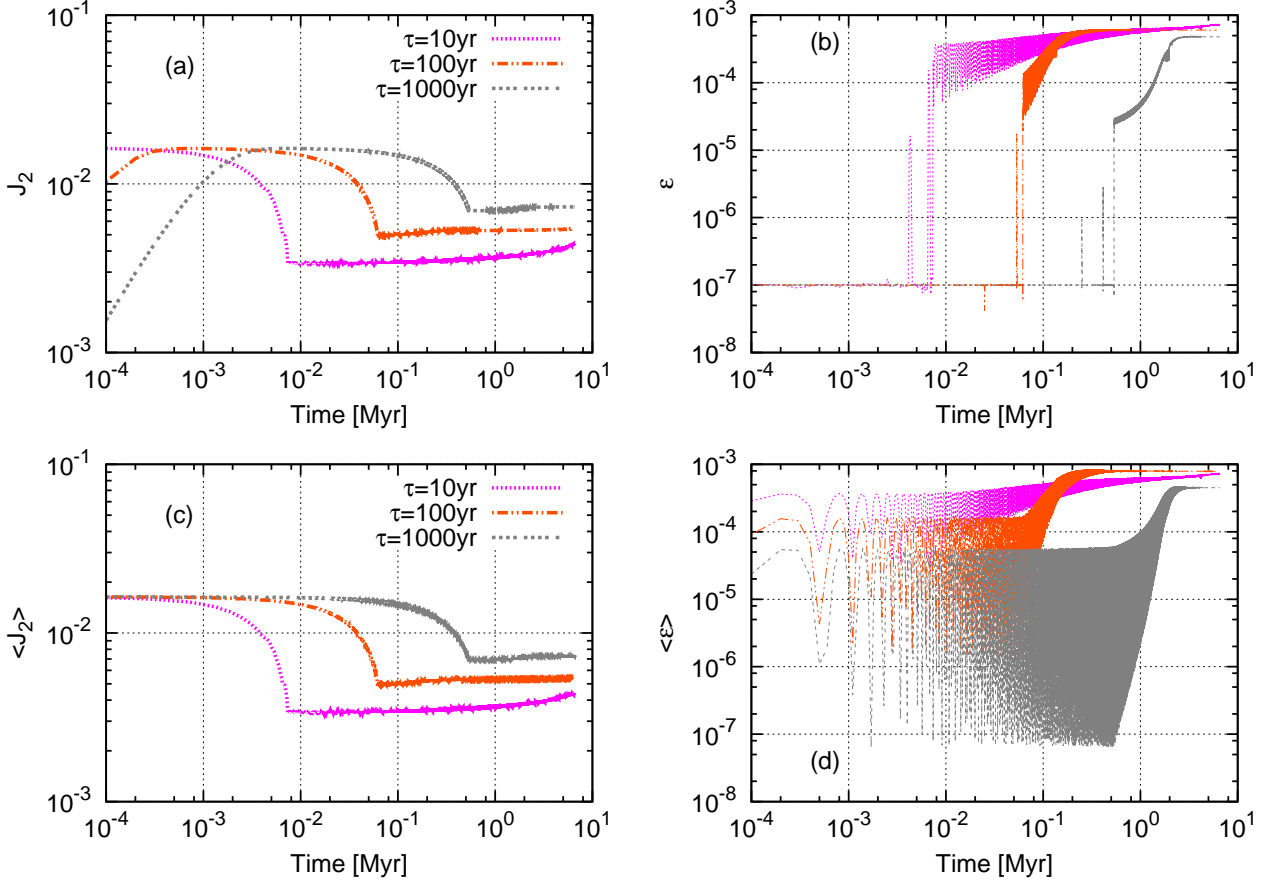


Figure 5. Evolution of the shape of the planet with time for $\tau = 10$ yr, 10^2 yr and 10^3 yr, and low initial eccentricity ($e_1 = 0.05$). We show the instantaneous values of J_2 (a) and ϵ (b), together with their average values $\langle J_2 \rangle$ (c) and $\langle \epsilon \rangle$ (d) (Eqs. (15) and (18)). The colors correspond to the same values of τ as in Fig. 3. The instantaneous values of J_2 and ϵ are still in agreement with the theoretical prediction for the averaged values.

4.3 Planetary perturbations

We now consider the effect of the outer planet. In absence of tidal deformation and dissipation, the eccentricity of the inner orbit is only perturbed by the outer companion. Considering the leading orbital perturbations (octupole-level) we have (e.g. Correia et al. 2012):

$$\dot{e}_1 \approx -\nu_{31} \frac{e_2(1 + 3/4 e_1^2) \sqrt{1 - e_1^2}}{(1 - e_2^2)^{5/2}} \sin \varpi, \quad (32)$$

and

$$\dot{\varpi} \approx \frac{\nu_{gr}}{(1 - e_1^2)} + \nu_{21} \frac{\sqrt{1 - e_1^2}}{(1 - e_2^2)^{3/2}} - \nu_{22} \frac{(1 + \frac{3}{2} e_1^2)}{(1 - e_2^2)^2}, \quad (33)$$

with

$$\nu_{31} \approx n_1 \frac{15 m_2}{16 m_0} \left(\frac{a_1}{a_2} \right)^4, \quad \nu_{gr} \approx 3 n_1 \left(\frac{n_1 a_1}{c} \right)^2, \quad (34)$$

$$\nu_{21} \approx n_1 \frac{3 m_2}{4 m_0} \left(\frac{a_1}{a_2} \right)^3, \quad \nu_{22} \approx n_2 \frac{3 m_1}{4 m_0} \left(\frac{a_1}{a_2} \right)^2. \quad (35)$$

The variations in e_2 can be obtained from expression (12). The angle $\varpi = \varpi_1 - \varpi_2$ is the difference between the longitude of the periastron of the inner and outer orbits, and it

can be also obtained from the Laplace vector (Eq. (21)) as

$$\dot{\varpi}_1 = \left\langle \dot{\vec{e}}_1 \cdot \left(\vec{k} \times \frac{\vec{e}_1}{e_1^2} \right) \right\rangle_{M_1}. \quad (36)$$

In expression (33) we only include the orbital perturbations (newtonian and general relativity corrections), but we also need to take into account the contribution from tides, given by \vec{f} (Eq. (4)). Considering only the leading J_2 term, we get

$$\dot{\varpi}_1 = \nu_1 \left[\frac{\langle J_2 \rangle}{(1 - e_1^2)^2} + \mathcal{A} F(e_1) \right], \quad (37)$$

with

$$\nu_1 = \frac{3 n_1}{2} \left(\frac{R}{a_1} \right)^2, \quad (38)$$

and

$$F(e) = \frac{\sqrt{1 - e^2}}{e} \sum_{k \neq 0} \frac{X_k^{-3,0}}{1 + \tau^2 k^2 n_1^2} (X_{-k}^{-4,1} + X_{-k}^{-4,-1}). \quad (39)$$

4.4 Linear approximation

The complete secular evolution of the eccentricity of the inner orbit is given by the set of equations (24), (31), (32),

(33) and (37). Following Correia et al. (2012), we can understand the unexpected increase of the eccentricity during the initial stages of the evolution by linearising the secular equations in the vicinity of the average values of e_1 and J_2 .

Let $\langle J_2 \rangle = J_2^c + \delta J$, $e_1 = e_{10} + \delta e_1$ and $e_2 = e_{20} + \delta e_2$. The δe_2 can be expressed as a function of δe_1 using the conservation of the orbital angular momentum (Eq. (12)), which we neglect since $\delta e_2 \ll \delta e_1$. We also neglect the small damping effect given by expression (24). Then, assuming that $e_{i0} \neq 0$, the equations of motion (31–33, 37) reduce to:

$$\delta \dot{e}_1 = -\nu_e \sin \varpi, \quad (40)$$

$$\dot{\varpi} = g + g_e \delta e_1 + g_J \delta J, \quad (41)$$

$$\delta \dot{J} = J_e \delta e_1 / \tau - \delta J / \tau, \quad (42)$$

with

$$\nu_e = \nu_{31} \frac{e_{20}(1 + 3/4 e_{10}^2) \sqrt{1 - e_{10}^2}}{(1 - e_{20}^2)^{5/2}}, \quad (43)$$

$$g = \frac{\nu_{gr}}{(1 - e_{10}^2)} + \nu_1 \left[\frac{J_2^c}{(1 - e_{10}^2)^2} + \mathcal{A}f(e_{10}) \right] + \nu_{21} \frac{\sqrt{1 - e_{10}^2}}{(1 - e_{20}^2)^{3/2}} - \nu_{22} \frac{(1 + 3e_{10}^2/2)}{(1 - e_{20}^2)^2}, \quad (44)$$

$$g_e = \frac{2\nu_0 e_{10}}{(1 - e_{10}^2)^2} + \nu_1 \left[\frac{2J_2^c e_{10}}{(1 - e_{10}^2)^3} + \mathcal{A} \frac{\partial f}{\partial e}(e_{10}) \right] - \frac{\nu_{21} e_{10}}{\sqrt{1 - e_{10}^2} (1 - e_{20}^2)^{3/2}} - \frac{3\nu_{22} e_{10}}{(1 - e_{20}^2)^2}, \quad (45)$$

$$g_J = \frac{\nu_1}{(1 - e_{10}^2)^2}, \quad (46)$$

$$J_e = \frac{3\mathcal{A} e_{10}}{(1 - e_{10}^2)^{5/2}}. \quad (47)$$

At first order, the precession of the periastron is constant $\dot{\varpi} \simeq g$, and the eccentricity is simply given from expression (40) as

$$\delta e_1 = \Delta e \cos(gt + \varpi_0), \quad (48)$$

where $\Delta e = \nu_e/g$, and $\varpi = gt + \varpi_0$. That is, the eccentricity e_1 presents periodic variations around an equilibrium value e_{10} , with amplitude Δe and frequency g . Since $g_e \delta e_1, g_J \delta J \ll g$, the above solution for the eccentricity can be adopted as the zeroth order solution of the system of equations (40–42). With this approximation, the equation of motion of δJ (42) becomes that of a driven harmonic oscillator whose steady state solution is

$$\delta J = \Delta J \cos(gt + \varpi_0 - \phi), \quad (49)$$

with

$$\Delta J = \frac{J_e \Delta e}{\sqrt{1 + (\tau g)^2}}, \quad \text{and} \quad \sin \phi = \frac{\tau g}{\sqrt{1 + (\tau g)^2}}. \quad (50)$$

The J_2 thus presents an oscillation identical to the eccentricity (Eq. (48)), but delayed by an angle ϕ . Using the above

expression in equation (41) and integrating, gives for the periastron:

$$\varpi = gt + \varpi_0 + \frac{g_e}{g} \Delta e \sin(gt + \varpi_0) + \frac{g_J}{g} \Delta J \sin(gt + \varpi_0 - \phi). \quad (51)$$

Finally, substituting in expression (40) and using the approximation $g_e \Delta e, g_J \Delta J \ll g$ gives

$$\begin{aligned} \delta \dot{e}_1 \approx & -\nu_e \sin(gt + \varpi_0) \\ & -\nu_e \frac{g_e}{g} \Delta e \sin(gt + \varpi_0) \cos(gt + \varpi_0) \\ & -\nu_e \frac{g_J}{g} \Delta J \sin(gt + \varpi_0 - \phi) \cos(gt + \varpi_0), \end{aligned} \quad (52)$$

or, combining the two products of periodic functions,

$$\begin{aligned} \delta \dot{e}_1 = & -\nu_e \sin(gt + \varpi_0) + \nu_e \frac{g_J}{2g} \Delta J \sin \phi \\ & -\nu_e \frac{g_e}{2g} \Delta e \sin(2gt + 2\varpi_0) \\ & -\nu_e \frac{g_J}{2g} \Delta J \sin(2gt + 2\varpi_0 - \phi). \end{aligned} \quad (53)$$

The last two terms in previous equation can be neglected since they are periodic and have a very small amplitude ($g_e \Delta e, g_J \Delta J \ll g$). However, the second term in $\sin \phi$ is constant and it adds an increasing drift to the eccentricity,

$$\langle \delta \dot{e}_1 \rangle = \nu_e \frac{J_e \Delta e}{2} \frac{\tau g_J}{1 + (\tau g)^2}. \quad (54)$$

The drift is maximized for $\tau g \sim 1$, which corresponds to $\phi \sim 45^\circ$ (Eq. (50)). It vanishes for weak dissipation ($\tau g \ll 1$), but also for strong dissipation ($\tau g \gg 1$). The phase lag ϕ between the eccentricity (Eq. (48)) and the J_2 variations (Eq. (49)) is thus essential to get a drift on the eccentricity. The eccentricity pumping was never observed in previous studies with visco-elastic rheologies, since tidal deformation and dissipation are given in the Fourier domain by the complex Love number k_2 (which is computed for a given frequency), while here we use a time-dependent rheological law (Eq. (6)) that allows this kind of feedback effects.

The major difference when we consider the full non-linearized problem is that the drift (Eq. (54)) cannot grow indefinitely. Indeed, when the eccentricity reaches high values, the drift vanishes (Fig. 4). Moreover, the tidal damping of the eccentricity is also enhanced for high eccentricities (Eq. (24)), which counterbalances the drift (Fig. 1). Although the pumping drift can be present for the age of the system, when the amplitude of the eccentricity oscillations becomes small ($\Delta e \rightarrow 0$), the drift disappears (Eq. (54)) and the eccentricity can only be damped.

5 DISCUSSION AND CONCLUSIONS

In this paper we have studied the coupled orbital and spin evolution of the CoRoT-7 two-planet system using a Maxwell viscoelastic rheology for the inner planet. This rheology is characterized by a viscous relaxation time, τ , that can be seen as the characteristic average time that the planet requires to achieve a new equilibrium shape after being disturbed by an external forcing.

We studied the past evolution of the system adopting different values for the relaxation time of CoRoT-7 b, ranging from a few hours up to one century ($10^{-3} - 10^2$ yr). In

all situations, the spin evolves quickly until it is captured in some SOR. It then follows through a successive temporarily trappings in SORs, which are progressively destabilized as the eccentricity decays. Several works on tidal evolution usually assume synchronous motion for the rotation of the close-in companions, as this is the natural outcome resulting from tidal interactions. Nevertheless, for large values of the relaxation times, which is likely the case for most terrestrial planets, we note that the rotation can remain trapped into high-order SORs for tens of Myr.

We observed that there are two different regimes for the orbital evolution. For small τ values (0.01–0.1 yr), the eccentricity of both orbits is rapidly damped, in agreement with previous results (e.g., Ferraz-Mello et al. 2011; Rodríguez et al. 2011; Dong & Ji 2012). However, for large τ values (10 – 10^2 yr), the inner planet eccentricity is pumped to higher values, whereas the outer planet eccentricity is simultaneously damped due to the orbital angular momentum conservation.

The inner orbit eccentricity pumping was already reported in previous works that used the linear model instead of the Maxwell one (Correia et al. 2012, 2013; Greenberg et al. 2013). In these works, the effect resulted from a forced excitation of the J_2 due to oscillations in the rotation rate. This mechanism works as long as the rotation is close to the pseudo-synchronous state and undergoes variations due to the eccentricity forcing (see Correia 2011). Although the pseudo-synchronous state can be expected for gaseous planets, for rocky planets the spin always ends up trapped in a SOR due to the permanent equatorial deformation. Thus, for this class of planets, the pumping mechanism identified by Correia et al. (2012) does not work.

The eccentricity pumping described in this paper also results from a forced excitation of the J_2 of the planet, but due to the tidal deformation. Indeed, the equilibrium J_2 has a rotational (Eq. (7)) and a tidal contribution (Eq. (8)), but inside a SOR the rotational contribution is nearly constant, while the tidal one still undergoes variations due to the term in τ_1^{-3} . The pumping effect is an important mechanism that may help to explain the non-zero eccentricity presently observed for the orbit of CoRoT-7b.

Due to the computational cost of the numerical simulations, we were not able to perform here a large set of runs for different planetary systems. However, we have shown that at least for the CoRoT-7 system unexpected behaviors can occur when we take into account the coupled orbital and spin evolution. In particular, the non-zero eccentricities observed for many other close-in super-Earths in multiple planetary systems, may be explained by similar pumping mechanisms.

Since the Maxwell model is more realistic than the constant- Q and the constant time lag models, the results described in this paper provide a more accurate picture for the diversity of behaviors among planetary systems that interact by tides. Alternative viscoelastic rheologies to the Maxwell model exist, such as the Standard Anelastic Solid model (e.g., Henning et al. 2009) or the Andrade model (e.g., Efroimsky 2012). These rheologies may also be able to reproduce the pumping effect on the inner orbit eccentricity. Note, however, that in order to observe the excitation in J_2 due to the eccentricity forcing, we need to use a time-dependent rheological law similar to expression (6) that allows feedback effects.

In this study we considered coplanar orbits and the spin of the planet orthogonal to the orbits (zero obliquity). Although multi-planet systems usually present low mutual inclinations of about 1° on average (Figueira et al. 2012; Tremaine & Dong 2012), this value can be large enough to perturb the long-term evolution of the obliquity (Laskar & Robutel 1993; Correia & Laskar 2003). Our model can be easily extended to non-planar configurations (for planets with some obliquity and evolving in inclined orbits), provided that we additionally take into account the deformation of the C_{21} and S_{21} gravity field coefficients in the gravitational potential, as explained in Boué et al. (2016).

Acknowledgments

We acknowledge support from FAPESP (2013/16771-6 and 2013/21891-0) and from CIDMA strategic project UID/MAT/04106/2013.

REFERENCES

- Barros S. C. C., et al., 2014, *Astron. Astrophys.*, **569**, A74
- Beaugé C., Ferraz-Mello S., Michtchenko T. A., 2003, *Astrophys. J.*, **593**, 1124
- Boué G., Correia A. C. M., Laskar J., 2016, *Celestial Mechanics and Dynamical Astronomy*, **117**, 331
- Correia A. C. M., 2009, *Astrophys. J.*, **704**, L1
- Correia A. C. M., 2011, in A. Sozzetti, M. G. Lattanzi, & A. P. Boss ed., IAU Symposium Vol. 276, IAU Symposium, pp 287–294, doi:10.1017/S1743921311020333
- Correia A. C. M., Laskar J., 2003, *Icarus*, **163**, 24
- Correia A. C. M., Laskar J., 2009, *Icarus*, **201**, 1
- Correia A. C. M., Rodríguez A., 2013, *Astrophys. J.*, **767**, 128
- Correia A. C. M., Laskar J., Farago F., Boué G., 2011, *Celestial Mechanics and Dynamical Astronomy*, **111**, 105
- Correia A. C. M., Boué G., Laskar J., 2012, *Astrophys. J.*, **744**, L23
- Correia A. C. M., Boué G., Laskar J., Morais M. H. M., 2013, *Astron. Astrophys.*, **553**, A39
- Correia A. C. M., Boué G., Laskar J., Rodríguez A., 2014, *Astron. Astrophys.*, **571**, A50
- Cossou C., Raymond S. N., Hersant F., Pierens A., 2014, *Astron. Astrophys.*, **569**, A56
- Darwin G. H., 1880, *Philos. Trans. R. Soc. London*, **171**, 713
- Dong Y., Ji J., 2012, *Science China Physics, Mechanics, and Astronomy*, **55**, 872
- Efroimsky M., 2012, *Celestial Mechanics and Dynamical Astronomy*, **112**, 283
- Ferraz-Mello S., 2013, *Celestial Mechanics and Dynamical Astronomy*, **116**, 109
- Ferraz-Mello S., Beaugé C., Michtchenko T. A., 2003, *Celestial Mechanics and Dynamical Astronomy*, **87**, 99
- Ferraz-Mello S., Rodríguez A., Hussmann H., 2008, *Celestial Mechanics and Dynamical Astronomy*, **101**, 171
- Ferraz-Mello S., Tadeu Dos Santos M., Beaugé C., Michtchenko T. A., Rodríguez A., 2011, *Astron. Astrophys.*, **531**, A161
- Figueira P., et al., 2012, *Astron. Astrophys.*, **541**, A139
- Goldreich P., Peale S., 1966, *Astron. J.*, **71**, 425
- Greenberg R., Weidenschilling S. J., 1984, *Icarus*, **58**, 186
- Greenberg R., Van Laerhoven C., Barnes R., 2013, *Celestial Mechanics and Dynamical Astronomy*, **117**, 331
- Haywood R. D., et al., 2014, *Mon. Not. R. Astron. Soc.*, **443**, 2517
- Henning W. G., O’Connell R. J., Sasselov D. D., 2009, *Astrophys. J.*, **707**, 1000

- Hut P., 1981, *Astron. Astrophys.* , **99**, 126
- Kaula W. M., 1964, *Rev. Geophys.* , **2**, 661
- Kidder L. E., 1995, *Phys. Rev. D* , **52**, 821
- Laskar J., Boué G., 2010, *Astron. Astrophys.* , **522**, A60
- Laskar J., Robutel P., 1993, *Nature* , **361**, 608
- Laskar J., Boué G., Correia A. C. M., 2012, *Astron. Astrophys.* , **538**, A105
- Mardling R. A., 2007, *Mon. Not. R. Astron. Soc.* , **382**, 1768
- Mathis S., Le Poncin-Lafitte C., 2009, *Astron. Astrophys.* , **497**, 889
- McNeil D. S., Nelson R. P., 2010, *Mon. Not. R. Astron. Soc.* , **401**, 1691
- Mignard F., 1979, *Moon and Planets*, **20**, 301
- Remus F., Mathis S., Zahn J.-P., 2012, *Astron. Astrophys.* , **544**, A132
- Rodríguez A., Ferraz-Mello S., Michtchenko T. A., Beaugé C., Miloni O., 2011, *Mon. Not. R. Astron. Soc.* , **415**, 2349
- Rodríguez A., Callegari N., Michtchenko T. A., Hussmann H., 2012, *Mon. Not. R. Astron. Soc.* , **427**, 2239
- Rodríguez A., Giuppone C. A., Michtchenko T. A., 2013, *Celestial Mechanics and Dynamical Astronomy*, **117**, 59
- Singer S. F., 1968, *Geophys. J. R. Astron. Soc.* , **15**, 205
- Terquem C., Papaloizou J. C. B., 2007, *Astrophys. J.* , **654**, 1110
- Tremaine S., Dong S., 2012, *Astron. J.* , **143**, 94
- Turcotte D. L., Schubert G., 2002, *Geodynamics*
- Yoder C. F., 1995, in *Global Earth Physics: A Handbook of Physical Constants*. American Geophysical Union, Washington D.C, pp 1–31