

# BANYAN. VIII. NEW LOW-MASS STARS AND BROWN DWARFS WITH CANDIDATE CIRCUMSTELLAR DISKS.

ANNE BOUCHER<sup>1</sup>, DAVID LAFRENIÈRE<sup>1</sup>, JONATHAN GAGNÉ<sup>2,3</sup>, LISON MALO<sup>4</sup>, JACQUELINE K. FAHERTY<sup>2,5,6</sup>, RENÉ DOYON<sup>1</sup>, AND CHRISTINE H. CHEN<sup>7</sup>

<sup>1</sup> Institut de Recherche sur les Exoplanètes (iREx), Université de Montréal, Département de Physique, C.P. 6128 Succ. Centre-ville, Montréal, QC H3C 3J7, Canada. boucher@astro.umontreal.ca

<sup>2</sup> Department of Terrestrial Magnetism, Carnegie Institution for Science, 5241 Broad Branch Road NW, Washington, DC 20015, USA

<sup>3</sup> NASA Sagan Fellow

<sup>4</sup> Canada-France-Hawaii Telescope, 65-1238 Mamalahoa Hwy, Kamuela, HI 96743, USA

<sup>5</sup> Department of Astrophysics, American Museum of Natural History, Central Park West at 79th Street, New York, NY 10034

<sup>6</sup> NASA Hubble Fellow and

<sup>7</sup> Space Telescope Science Institute, 3700 San Martin Drive, Baltimore, MD 21218, USA

Draft version February 7, 2022

## ABSTRACT

We present the results of a search for new circumstellar disks around low-mass stars and brown dwarfs with spectral types  $>K5$  that are confirmed or candidate members of nearby young moving groups. Our search input sample was drawn from the BANYAN surveys of Malo et al. and Gagné et al. *Two-Micron All-Sky Survey* and *Wide-field Infrared Survey Explorer* data were used to detect near- to mid-infrared excesses that would reveal the presence of circumstellar disks. A total of 13 targets with convincing excesses were identified: four are new and nine were already known in the literature. The new candidates are 2MASS J05010082–4337102 (M4.5), J08561384–1342242 (M8  $\gamma$ ), J12474428–3816464 (M9  $\gamma$ ) and J02265658–5327032 (L0  $\delta$ ), and are candidate members of the TW Hya ( $\sim 10 \pm 3$  Myr), Columba ( $\sim 42^{+6}_{-4}$  Myr) and Tucana-Horologium ( $\sim 45 \pm 4$  Myr) associations, with masses of 120 and 13–18  $M_{\text{Jup}}$ . The M8–L0 objects in Columba and Tucana-Horologium are potentially among the first substellar disk systems aged  $\sim 40$  Myr. Estimates of the new candidates’ mean disk temperatures and fractional luminosities are in the ranges  $\sim 135$ –520 K and 0.021–0.15, respectively. New optical spectroscopy of J0501–4337 reveals strong H $\alpha$  emission, possibly indicating ongoing accretion, provides a detection of lithium absorption and a radial velocity measurement that is consistent with a membership to Columba. We also present a near-infrared spectrum of J0226–5327 that reveals Paschen  $\beta$  emission and shows signs of low surface gravity, consistent with accretion from a disk and a young age.

*Subject headings:* Circumstellar matter, Brown dwarfs, Stars: Low-mass, Protoplanetary disks, Infrared: Stars

## 1. INTRODUCTION

The presence of debris disks is a signpost of a past planetary formation (Zuckerman & Song 2004; Moór et al. 2011; Raymond et al. 2011), whereas the presence of protoplanetary or transition disks can be a sign of ongoing planetary formation (Espaillet et al. 2010; Kraus & Ireland 2011). Searching for circumstellar disks is thus an interesting way to identify new exoplanets and study their formation. Disks are usually initially detected from the presence of an excess of infrared (IR) radiation compared to that expected from the star alone. Such an excess is attributed to the thermal emission of the dust in the disk that is warmed up by its host star. The amount of excess emission can vary greatly from one system to another, and reveals different types of disks or different stages in their evolution. Primordial disks are massive ( $> 10 M_{\oplus}$ ; Wyatt 2008), optically thick, rich in gas and accreting onto their host star, and produce an important excess emission from the near-infrared (NIR) and on-wards; they are found around the youngest systems ( $< 10$  Myr; Williams & Cieza 2011). Dusty debris disks are much more tenuous ( $< 1 M_{\oplus}$ ; Wyatt 2008), colder and gas poor; they are thought to be the remnants of a planetary system formation and are constantly replenished by planetesimal or asteroid collisions, which allows them to be sustained for much longer, up to 100 Myr (Zuckerman & Song 2004; Moór et al. 2006). Another difference between primordial and debris disks can be found in their dust grain sizes: those of the former are smaller and

more amorphous (indicating a lesser amount of grain growth and thermal processing). Since debris disks are colder ( $\sim 10$ –100 K), their weaker excesses are mostly observable in the mid-infrared (MIR) and beyond ( $> 20 \mu\text{m}$ ; Rhee et al. 2007; Schneider et al. 2012a; Liu et al. 2014). Transition disks (TD) are intermediate cases: they feature an inner region devoid of warm dust, and an outer region that still contains a significant amount of dust. Transition disks display an excess starting at about  $10 \mu\text{m}$  (Strom et al. 1989; Espaillet et al. 2010), and may still contain some amount of gas.

Circumstellar disks have been found and studied around many types of stars, spanning early spectral types (e.g., A stars like the well-known Vega (A0 V),  $\beta$  Pictoris (A6 V) and Fomalhaut (A4 V); Aumann 1985; Hobbs et al. 1985) to late-type stars (e.g., K and M classes; Avenhaus et al. 2012; Kraus et al. 2014; Theissen & West 2014), and down to the substellar and planetary-mass regimes (Luhman et al. 2005a,b; Bayo et al. 2012; Joergens et al. 2013). However, the number of disks that are currently known around very low-mass stars and substellar objects remains relatively small, particularly for debris and transition disks. Improving the current sample of such systems would be valuable for many reasons. Since the hosts of such disks are more likely to host planets and have a lower intrinsic luminosity, they would be important targets for direct-imaging searches of exoplanets. In addition, the occurrence and properties of disks in these low-mass systems – with masses near the lower limit of star formation – would offer some unique insights into the star, planet and disk

formation and evolution mechanisms.

In the last few years, there has been a lot of effort to identify new young low-mass stars and brown dwarfs (BDs) in the solar neighborhood (e.g. Rodriguez et al. 2011; Malo et al. 2013; Gagné et al. 2015), providing many good candidates for the search of new disks in the low-mass regime. The proximity of these systems also makes it easier to spatially resolve and image their disks. We have thus carried out a search for excess infrared emission around several newly identified very low-mass stars and BDs in nearby young moving groups (YMGs) and associations ( $\lesssim 250$  Myr; Bell et al. 2015). The stars within a given group formed at the same time, most probably from the same molecular cloud, and are found with similar galactic positions and space velocities (Zuckerman & Song 2004). The youngest and closest ( $\lesssim 100$  pc) associations that we know of are the following: the TW Hya association (TWA; 7–13 Myr; de la Reza et al. 1989; Kastner et al. 1997; Zuckerman & Song 2004; Weinberger et al. 2013),  $\beta$  Pictoris ( $\beta$ PMG; 21–27 Myr; Zuckerman et al. 2001a; Malo et al. 2014b; Binks & Jeffries 2014), Tucana-Horologium (THA; 41–49 Myr; American & Society 2000; Zuckerman & Webb 2000; Zuckerman et al. 2001b; Kraus et al. 2014), Carina (CAR; 38–56 Myr; Torres et al. 2008), Columba (COL; 38–48 Myr; Torres et al. 2008), Argus (ARG; 61–88 Myr; Makarov & Urban 2000) and AB Doradus (ABDMG; 130–200 Myr; Zuckerman et al. 2004; Luhman et al. 2005c; Barenfeld et al. 2013).

In this paper, we present the results of our search for new circumstellar disks around young low-mass stars and brown dwarfs, which led to the identification of 4 systems with newly detected significant excesses. In Section 2, we present our target sample and our selection criteria. We detail our method to identify the infrared excesses in Section 3. In Section 4 we present follow-up and complementary observations, and the results of our search are presented in Section 5. Lastly, we discuss these results and our current conclusions in Section 6.

## 2. TARGET SAMPLE

We used the BASS survey catalog of Gagné et al. 2015b (BANYAN All-Sky Survey; Gagné et al. 2015), the candidate list from Malo et al. (2013) and the bona fide list from Malo et al. (2014b) of nearby moving group members or candidate members (see the BANYAN article series) as a starting point to build our target sample. The BASS catalog includes stars with spectral types  $\geq M5$  while the objects in Malo et al. (2013, 2014b) include earlier-type stars (K5 V–M5 V). Their ages range from  $\sim 10$ –250 Myr, depending on the age of the moving group they are in. We started with a total of  $\sim 1600$  targets from all those lists, and required that the stars have data both in 2MASS (Cutri et al. 2003) and WISE (Cutri & et al. 2012). When a star could not be found in one or the other catalog, we used the cross-matched targets from Gagné et al. (2015). We also required our sample to have good detections in the W3 and W4 bands (i.e., no upper limits) and not to be flagged by WISE as contaminated and/or extended from their primary data set (profile-fit photometry). Lastly, we required a signal-to-noise ratio (SNR)  $> 3$  in the W4 band. After applying these selection criteria, 585 objects remained: 324 from the BASS catalog and 261 from the lists of Malo et al.

## 3. METHOD

### 3.1. Initial Excess Detection

In order to determine whether or not a star had an infrared excess, we first fit synthetic spectra (BT-Settl; Allard et al. 2013) to the observed photometric data points by using a least-squares approach over the following photometric bands: I (when available from the DENIS 3<sup>rd</sup> release; 2005) and 2MASS  $J, H$  &  $K_s$ . The 2MASS, DENIS (and WISE, for the analysis done later) magnitudes were converted to flux densities ( $f_\lambda$ ) using the zero points given by Cohen et al. (2003), Fouqué et al. (2000) and Jarrett et al. 2011, respectively, and synthetic flux densities ( $f_{\lambda, \text{mod}}$ ) across the corresponding bandpasses were computed from the synthetic spectra using the relative spectral response curves given in the same references. For a given object, the predicted photospheric flux densities were defined as  $f_{\lambda, \text{pred}} = \langle a f_{\lambda, \text{mod}} \rangle$ , where the mean is calculated over the synthetic flux densities of all the models that produced a fit with  $\chi^2_{\text{red}}$  lower than the 68% confidence level limit according to the  $\chi^2$  formalism, and where  $a$  is a numerical factor explained below. When there were fewer than 5 models that satisfied this criterion, we only kept the 5 models with the smallest  $\chi^2_{\text{red}}$  values. We defined  $\sigma_{\lambda, \text{pred}}$  as the standard deviation of the flux densities from this set of best models.

We only considered the range of BT-Settl models that are most appropriate to our target sample for the spectral fitting of the photometry (late-type stars and brown dwarfs: mid-K through early T), namely  $T_{\text{eff}} \leq 5000$  K,  $\log g > 3.5$ , and with solar metallicity. Furthermore, all of the targets from Gagné et al. (2015b) and from Malo et al. (2013, 2014b) were already assigned a spectral type estimate. We took advantage of this and, based on those estimates, assigned an effective temperature ( $T_{\text{SpType}}$ ) to each star, using the spectral type– $T_{\text{eff}}$  relations of Stephens et al. (2009) for the M6 to T1 types and those of Pecaute & Mamajek (2013) for earlier-type stars ( $< M5$ ). Then, only the models with  $T_{\text{eff}}$  within the range of  $T_{\text{SpType}} - 500$  to  $+100$  K were considered in the spectral fitting; this was useful to avoid any secondary minima during the fitting. We went down to  $-500$  K because there are indications that young stars and brown dwarfs (and also stars with lower surface gravity, which usually indicates a young age) have cooler effective temperatures when compared to field stars and brown dwarfs with the same spectral types (Filippazzo et al. 2015; Gagné et al. 2015b; Metchev & Hillenbrand 2006; Barman et al. 2011a,b; Males et al. 2014; Faherty et al. 2012; Liu et al. 2013).

We calculated the reduced  $\chi^2$  for every model using the following equation:

$$\chi^2_{\text{red}} = \frac{1}{K} \sum_{\text{bands}} \frac{(f_\lambda - a f_{\lambda, \text{mod}})^2}{\sigma_\lambda^2}, \quad (1)$$

where  $K$  is the number of degrees of freedom and  $a$  is the fitted solid angle ( $= \pi R^2 / D^2$ ;  $R$  is the modeled star radius and  $D$  its hypothetical distance), which minimizes the  $\chi^2$  and can be found analytically. Then, the best models that minimize  $\chi^2$  were selected.

In order to characterize the excess in the WISE bands (W1 to W4), we calculated its significance level and considered the uncertainty that could come from the fit itself, using:

$$S = \frac{f_\lambda - f_{\lambda, \text{pred}}}{\sqrt{\sigma_\lambda^2 + \sigma_{\lambda, \text{pred}}^2}}, \quad (2)$$

where  $f_\lambda$  is the observed photometric flux density of a given

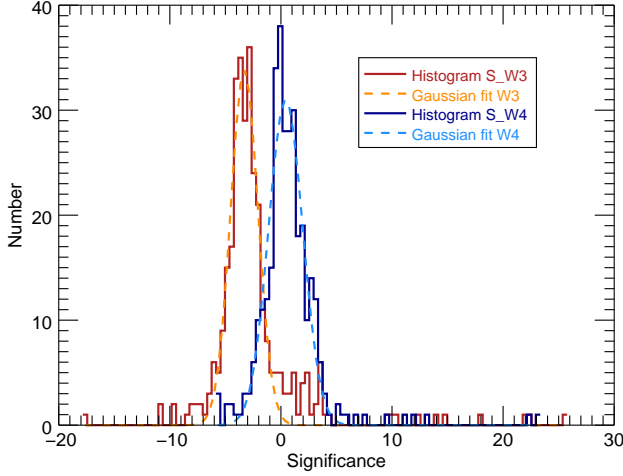


FIG. 1.— Histogram of the significance distribution of the excesses in the WISE W3 (red) and W4 bands (blue), as well as their associated Gaussian fit (in orange and light blue, respectively).

band ( $\sigma_\lambda$  is the error of  $f_\lambda$ ).

The distributions of  $S(W3)$  and  $S(W4)$  for our full target list is shown in Figure 1. The bulk of both distributions are well fit by a Gaussian, as expected, with characteristic widths ( $\sigma$ ) of 1.2 in W3 and 1.5 in W4, respectively, indicating that our estimates for the uncertainty of the expected model fluxes are reasonable. The distribution of  $S(W4)$  is centered close to 0, as expected if the models correctly match the observed flux, but the distribution of  $S(W3)$  is significantly shifted towards negative values ( $\sim -2.9$ ), indicating that the models systematically over-predict the W3 flux. The reason for this systematic is unclear, but it has no significant bearing on our study, apart from possibly missing some sources with smaller excesses.

We identified candidates by selecting those with a significant infrared excess when compared to the flux expected from the best model fits in at least the W3 or W4 WISE bands. We then applied the two following selection criteria:

- (A) The excess must have a significance level of at least  $3\sigma$ ,
- $$S \geq 3, \quad (3)$$

as defined in Equation (2).

- (B) The observed flux must be larger than the synthetic flux by 60% in W3 and by a factor of 3 to 10 in W4:

$$p_{W3} = \frac{f_{W3}}{f_{W3,\text{pred}}} \geq 1.5, \quad (4)$$

$$p_{W4} = \frac{f_{W4}}{f_{W4,\text{pred}}} \geq 3-10. \quad (5)$$

The values for those thresholds have been determined subjectively by looking at the typical values of  $p_{W3}$  and  $p_{W4}$  for a sample of non-excess sources and comparing them to a sample of what seemed to be significant excesses. If there was a  $3\sigma$  detection in the W3 band, then  $p_{W4}$  could go as low as 3. If not, then  $p_{W4}$  had to be at least equal to 10 or higher to be considered any further.

Multiple fits were then performed on each target: the model spectra were first fitted to the  $J, H, K_s$  (and  $I$ , when available) bands (to only fit the star) and then the WISE bands (where an excess can be expected) were progressively added to the

fit. This method was useful to determine whether an excess was real or if it could be explained to a large extent by a normal photosphere with different values of  $T_{\text{eff}}$  and  $\log g$ . When these “multi-fits”, using all sets of bands, all converged on the same model, it was interpreted as a sign that the excess is most likely real and that the model represented the stellar spectral energy distribution (SED) well enough. In these cases, the initial fits (i.e. with  $I, J, H$  and  $K_s$  only) were adopted.

We applied this method to two data sets of WISE photometry: the *instrumental profile-fit photometry magnitude* and the *instrumental standard aperture magnitude with aperture correction applied* data sets. We observed that the W4 band (and sometimes W3) often had a good detection in the *profile-fit* set while only an upper limit or a contaminated measurement was available in the *aperture* photometry. We have thus used both sets and applied the same selection criteria in both cases.

If 3 or 4 out of the 4 criteria mentioned above were satisfied for a given fit, then the target was identified as a disk candidate. If only 2/4 criteria were satisfied, the target was flagged as “ambiguous” and we kept it for further examination. When one or none of the criteria were satisfied, the target was completely rejected. Since this was done on two WISE data sets, we required that a given target be selected as a good or ambiguous disk candidate in both sets for it to be preserved in the final sample.

### 3.2. Detailed Verification of Candidate Stars with Excess

Once the targets with the most significant infrared excesses were identified, additional in-depth verifications were made to confirm that the detections were due to a real excess and not to false-positives and/or contaminated data. First, a visual inspection of the W1 to W4 WISE images was done. It was verified that a signal was present in the image, that it looked distinct from the noise at the source position and that there was no other source within the largest WISE aperture ( $16.5''$ , associated with the W4 channel). Secondly, the point-spread function (PSF) shape was inspected to ensure that it was round and did not display an extended shape or a surrounding haze. A PSF shape that is not round or that is extended could indicate some kind of artefact affecting the photometry of the source. When no clear point-like signal was present in any one of the 2 bands, the target was discarded: we required a visual detection in *both* channels. The same verification was done with the 2MASS and the Digitized Sky-Survey (DSS) images. The smaller angular resolution of 2MASS and DSS ( $\sim 2''$  and  $\sim 1''$ , respectively) allowed for a better rejection of contaminants due to background stars. Any target that displayed signs of contamination or an extended shape was discarded. This step removed most of the contaminants after the initial excess detection.

On a few occasions during the verification mentioned above, it was noticed that a star with an apparently significant W4 excess (in either photometry sets) seemed to contain no flux at the source position in the image except for noise. For this reason, the WISE magnitudes were re-calculated for all of the disk candidates to verify that their reported magnitudes were not similarly affected by this apparent problem. Standard aperture photometry was used with an aperture radius set to the median full-width half-max (FWHM) of a sample of 20 bright and isolated WISE stars with  $\text{SNR} > 10$  in the W4 band. The appropriate aperture correction factor and its uncertainty were calculated from the same set of stars. In order to estimate the uncertainty on these measurements, the flux density was measured using multiple circular apertures at random po-

sitions around the target. It was required that the random apertures do not overlap and do not contain any real source. The standard deviation of the fluxes that were measured in these random apertures was taken as the flux measurements uncertainty, and was translated to an uncertainty on its magnitude.

A good agreement was obtained between these recalculations and the cataloged WISE magnitudes for the disk candidates that respected all selection criteria mentioned above. In most cases, the differences were smaller than  $1\sigma$ , while the worst cases differed by up to  $2\sigma$ . Thus, even when considering these disparities, all excess detections remained significant at more than the  $3\sigma$  level. For the remainder of this work, only the *profile-fit* data set from the WISE catalog is considered.

### 3.3. Blackbody Fit

The mean temperatures of the circumstellar disks causing the IR excesses detected in Section 3.1 can be estimated by fitting a blackbody spectrum to the IR photometry. This was first performed using the best-fit model spectra previously identified and all available photometry. However, it was observed that the 2MASS data points pulled the blackbody spectrum fit

to higher temperature to compensate for small differences at short wavelengths, not capturing well the excess at W3 and W4. Because of this, the excess  $E = f_\lambda - f_{\lambda,\text{pred}}$  was directly fitted over the W1 to W4 bands only. The error on the excess was defined as  $\sigma_E = \sqrt{\sigma_\lambda^2 + \sigma_{\lambda,\text{pred}}^2}$ . The  $\chi^2$  as defined in Equation (1) was then minimized, but using  $B(T_{\text{disk}})$  – the Planck emission function of a blackbody at a temperature  $T_{\text{disk}}$  – instead of  $f_{\lambda,\text{mod}}$ . The outputs of this method were  $a$ , the flux scaling factor, and  $T_{\text{disk}}$ , the estimated mean disk temperature.

A Monte Carlo approach was used to estimate errors on the best fitting parameters. Random Gaussian noise was added to the data according to  $\sigma_E$  in  $E$  and  $T_{\text{disk}}$  and  $a$  were evaluated for every synthetic data set. The 68% confidence interval of the resulting distribution was taken as the error on a given parameter, and the peak of the distribution was taken as the measurement.

The disk fractional luminosity  $f_{\text{disk}} = L_{\text{IR}}/L_*$  was calculated from the best-fit blackbody curve and stellar atmosphere model. This quantity can be used to determine the expected disk type (debris, transition or primordial disk; see Section 6).

### 3.4. Tests and Validations

TABLE 1  
TWA MEMBERS WITH AN EXCESS, REPORTED IN SCHNEIDER ET AL. (2012A,B)

Name	Spectral Type <sup>a</sup>	$T_{\text{eff,fit}}$ (K)	$S_{W3/W4}$ ( $\sigma$ )	$p_{W3/W4}$	W3/W4 excess? <sup>c</sup>	$T_{\text{disk}}$ (K)	$f_{\text{disk}}$ ( $L_{\text{IR}}/L_*$ )
TWA 1	K8 IVe	$4000 \pm 50$	44.2/38.5	9.7/184.6	Y / Y	$167 \pm 5$	$0.102^{+0.006}_{-0.003}$
TWA 3 AB	M4 IVe	$3000 \pm 60$	39.2/39.6	6.7/51.8	Y / Y	$216 \pm 5$	$0.090^{+0.003}_{-0.001}$
TWA 4 AB	K4+K6 IVe	$3900 \pm 50$	47.3/43.1	11.2/191.2	Y / Y	$173 \pm 5$	$0.143^{+0.011}_{-0.005}$
TWA 7	M3 IVe	$3300 \pm 180$	-3.5/3.8	0.8/1.5	N / N	$55^{+130}_{-45}$	...
TWA 11 B <sup>d</sup>	M2 Ve	$3600 \pm 170$	56.2/46.0	15.7/455.0	Y / Y	$148 \pm 5$	$0.45^{+0.02}_{-0.03}$
TWA 27 A	M8 Ve	$2400 \pm 50$	20.1/7.5	3.7/14.9	Y / Y	$300^{+460}_{-40}$	$0.064^{+0.049}_{-0.002}$
TWA 28	M8.5 $\gamma$	$2000 \pm 130$	10.5/5.3	2.6/9.5	Y / Y	$290^{+540}_{-50}$	$0.128^{+0.066}_{-0.001}$
TWA 30 A <sup>e</sup>	M5 Ve	$3000 \pm 70$	16.7/27.6	2.2/13.9	Y / Y	$203 \pm 8$	$0.022 \pm 0.001$
TWA 30 B <sup>e</sup>	M4	$3300 \pm 50$	45.7/30.6	322.9/2862.8	Y / Y	$475 \pm 5$	$4.12^{+0.07}_{-0.33}$
TWA 31 <sup>e</sup>	M4.2	$2800 \pm 50$	14.6/7.7	3.2/23.7	Y / Y	$200^{+20}_{-15}$	$0.047^{+0.004}_{-0.005}$
TWA 32 <sup>e</sup>	M6.3	$2600 \pm 170$	12.6/23.1	2.4/16.1	Y / Y	$200 \pm 10$	$0.036 \pm 0.002$
TWA 33 <sup>f</sup>	M4.7	$2900 \pm 50$	18.9/22.3	2.7/12.6	Y / Y	$240 \pm 10$	$0.026 \pm 0.001$
TWA 34 <sup>f</sup>	M4.9	$2700 \pm 50$	15.2/12.2	2.1/8.0	Y / Y	$250 \pm 20$	$0.020^{+0.001}_{-0.002}$

**Notes** - <sup>a</sup> Spectral types are taken from Schneider et al. (2012a,b) and Pecaut & Mamajek (2013).

<sup>b</sup> SED fits with models from the BT-Settl grid of Allard et al. (2013).

<sup>c</sup> Excess in W3/W4 band, as found in this work, yes (Y) or no (N).

<sup>d</sup> AllWISE photometry was used for this target, as the WISE data seems to correspond to TWA 11 A instead.

<sup>e</sup> Schneider et al. (2012a) find disk temperatures of 210, 190+660 (two blackbodies were fit), 200 and 200 K for TWA 30 A, 30 B, 31 and 32, respectively.

<sup>f</sup> Schneider et al. (2012b) find disk temperatures of 190+850 and 210+900 K for TWA 33 and 34, respectively. (See Table 3 for comparison with our results)

The method presented here was validated by analyzing all members of TWA cooler than 5000 K with known disks. The results were then compared to those of Schneider et al. (2012a) and Schneider et al. (2012b). We considered all objects that have a W3 and W4 excess value  $> 5$  (see the fourth to last and the last columns of their Table 2; Schneider et al. 2012a) as displaying a significant excess. Using the method presented in Section 3.1, we were able to retrieve all 12 stars as significant excess candidates: TWA 1, 3 AB, 4 AB, 11 B, 27, 28, 30 A, 30 B, 31, 32, 33 and 34), except for one, TWA 7. This last object was rejected by our method because its values of  $p_{W3}$  and  $p_{W4}$  were too low, respectively  $\sim 0.8$  and  $1.5$ , even though its W4 excess level is present at  $3.8\sigma$ . The results of this analysis are listed in Table 1. TWA 7 is known to have a debris disk with an inner disk at 66 K and a colder outer disk at 20 K (Riviere-Marichalar et al. 2013), which was recently di-

rectly imaged for the first time by Choquet et al. (2015). This demonstrates that our method may miss fainter/colder disks, but is efficient at identifying brighter/warmer disks. Moreover, we did not flag any other TWA star as a disk candidate, which is consistent with the findings of Schneider et al. (2012a,b).

## 4. OBSERVATIONS AND DATA REDUCTION

New follow-up observations were obtained for two of the new disk candidates identified here. These observations are described in the remainder of this section.

### 4.1. Optical spectroscopy with ESPaDOnS

High-resolution optical spectroscopy was obtained for 2MASS J05010082-4337102 in queue service observing (QSO) mode with ESPaDOnS (Donati et al. 2006) at CFHT

on 2016 March 3. ESPaDOnS was used in the Spectro-Polarimetric mode combined with the “slow” CCD readout mode, yielding a resolving power of  $R \sim 68000$  in the range 3700–10500 Å. A total integration time of 90 minutes was used. The data were reduced by the QSO team using the CFHT pipeline UPENA1.0. This pipeline uses J-F. Donati’s software Libre-ESPRIT (Donati et al. 1997).

#### 4.2. Near-infrared spectroscopy with FIRE

A high-resolution near-infrared spectrum was obtained for 2MASS J02265658–5327032 with the Folded-port InfraRed Echellette (FIRE; Simcoe et al. 2008, 2013) spectrograph at the Magellan Baade telescope on 2015 September 24. The 0.6″ slit was used, yielding a resolving power of  $R \sim 6000$  over 0.8–2.45  $\mu\text{m}$ . Two 650 s exposures were obtained, resulting in a signal-to-noise ratio of  $\sim 43.8$  per pixel at 1.51–1.55  $\mu\text{m}$ . The standard A0-type star HD 25986 was observed immediately before the science target ( $4 \times 90$  s) to achieve telluric correction. A wavelength calibration ThAr lamp exposure was also obtained immediately before the science target, and standard flat field calibrations were obtained at the beginning of the night. The data were reduced using the Firehose v2.0 package Bochanski et al. 2009; Gagné et al.

2015a<sup>1</sup>; see Gagné et al. 2015b for more detail on this reduction package. The Firehose package automatically corrects the wavelength solution to vacuum wavelengths in a heliocentric frame of reference.

## 5. RESULTS

### 5.1. Candidates with excess

The analysis described above was applied on the bona fide and candidates targets of Malo et al. (2013) and Malo et al. (2014b), which mainly contain earlier-type stars (K5V–M5V) than those of Gagné et al. (2015b). From the total sample of 369 (with 261 objects following the quality criteria), only 6 went through the initial excess detection phase. One of them was contaminated in every WISE images. The other 5 displayed convincing excesses, but were already known in the literature : (1) Fk Ser, a binary T Tauri star in the Argus association with a known T Tauri disk (Jensen et al. 1996), (2) TWA 3 and (3) TWA 30 A, (4) DZ Cha, a member of the  $\sim 6$  Myr old  $\epsilon$  Cha association (Torres et al. 2008) with a known debris disk (Wahhaj et al. 2010; Simon et al. 2012), and (5) V4046 Sgr, a pre-main-sequence spectroscopic binary (T Tauri star) with a circumbinary disk (Jensen et al. 1996; Jensen & Mathieu 1997). No new disk candidates were thus found in the Malo et al. (2013, 2014b) sample.

TABLE 2  
CANDIDATE PROPERTIES

2MASS designation	J05010082–4337102	J08561384–1342242	J12474428–3816464	J02265658–5327032	Ref.
RA (deg)	75.253587	134.05750	191.93441	36.736258	1
DEC (deg)	−43.619529	−13.706796	−38.279607	−53.450924	1
Spectral Type	M4.5	M8 $\gamma$	M9 $\gamma$	L0 $\delta$	2
Association	COL	TWA	TWA	THA	2
Age (Myr)	$42^{+6}_{-4}$	$10 \pm 3$	$10 \pm 3$	$45 \pm 4$	3
$I$ (mag)	$13.4 \pm 0.03$	...	$17.9 \pm 0.2$	...	4
$J$ (mag)	$11.61 \pm 0.03$	$13.60 \pm 0.03$	$14.78 \pm 0.03$	$15.40 \pm 0.05$	1
$H$ (mag)	$11.06 \pm 0.02$	$12.98 \pm 0.03$	$14.10 \pm 0.04$	$14.35 \pm 0.05$	1
$K_s$ (mag)	$10.75 \pm 0.02$	$12.49 \pm 0.02$	$13.57 \pm 0.04$	$13.75 \pm 0.05$	1
$W1$ (mag)	$10.54 \pm 0.02$	$12.15 \pm 0.02$	$13.11 \pm 0.02$	$13.22 \pm 0.02$	5
$W2$ (mag)	$10.29 \pm 0.02$	$11.62 \pm 0.02$	$12.52 \pm 0.02$	$12.78 \pm 0.03$	5
$W3$ (mag)	$9.32 \pm 0.02$	$9.88 \pm 0.05$	$10.95 \pm 0.08$	$11.6 \pm 0.1$	5
$W4$ (mag)	$7.12 \pm 0.07$	$8.4 \pm 0.3$	$8.8 \pm 0.3$	$8.6 \pm 0.3$	5
$W1 - W4$ (mag)	$3.42 \pm 0.08$	$3.8 \pm 0.3$	$4.3 \pm 0.3$	$4.6 \pm 0.3$	9
Stat. Distance (pc)	$47.8^{+7.2}_{-8.4}$	$35.8 \pm 4.4$	$76.6^{+8.4}_{-8.0}$	$43.4^{+2.8}_{-2.4}$	2
Estim. $M_*$ ( $M_{\text{Jup}}$ ) <sup>a</sup>	$119^{+19}_{-17}$	$14.4^{+0.8}_{-1.4}$	$17.4^{+0.8}_{-0.9}$	$13.7 \pm 0.3$	2
$T_{\text{SpType}}$ (K)	3125	2550	2400	2260	6, 7 <sup>b</sup>
$T_{\text{BANYAN VII}}$ (K) <sup>c</sup>	...	$2300 \pm 200$	$2100 \pm 300$	$1700 \pm 100$	8
$T_{\text{eff,fit}}$ (K) <sup>d</sup>	$2900 \pm 50$	$2100 \pm 50$	$2000 \pm 50$	$1800 \pm 50$	9
$\log g_{\text{fit}}$ <sup>d</sup>	$4.00 \pm 0.60$	$4.00 \pm 0.30$	$5.00 \pm 0.60$	$4.50 \pm 0.60$	9
$T_{\text{disk}}$ (K)	$170 \pm 10$	$520^{+25}_{-27}$	$190^{+35}_{-30}$	$135 \pm 20$	9
$f_{\text{disk}}$	$0.02^{+0.002}_{-0.001}$	$0.089^{+0.011}_{-0.016}$	$0.087^{+0.023}_{-0.010}$	$0.15^{+0.06}_{-0.04}$	9
$S_{W3/W4}$ ( $\sigma$ )	9.7/13.5	14.1/3.7	8.0/3.5	2.2/4.0	9
$P_{W3/W4}$	1.7/14.1	3.6/15.0	2.8/20.3	1.5/22.6	9

**Notes** - <sup>a</sup> The estimated masses were calculated by comparing the 2MASS and WISE photometry with the AMES-Cond isochrones from Baraffe et al. (2003), assuming the YMG age and the trigonometric or statistical distance of BANYAN II (Gagné et al. 2014b).

<sup>b</sup>  $T_{\text{eff}}$  estimated from the  $T_{\text{eff}}$ –Spectral type relation from Stephens et al. (2009) and Pecaut & Mamajek (2013).

<sup>c</sup>  $T_{\text{eff}}$  estimated by Gagné et al. (2015b).

<sup>d</sup> Models from the BT-Settl grid of Allard et al. (2013).

**References** - (1) 2MASS catalog, Cutri et al. 2003; (2) BASS catalog Gagné et al. 2015; (3) Bell et al. 2015; (4) DENIS catalog, Fouqué et al. 2000; (5) WISE All-Sky Source catalog, Cutri & et al. 2012; (6) Stephens et al. 2009; (7) Pecaut & Mamajek 2013; (8) Gagné et al. 2015b; (9) this work.

The same analysis was performed on the initial 1228 objects from Gagné et al. (2015), with only 324 satisfying the quality requirements. This number was reduced to 53 after the first initial excess detection, then to 35 after a visual inspection of the  $W3$  channel images, and then to only 14 after a

visual inspection of the  $W4$  channel images. After inspecting the 2MASS images, 4 other targets were eliminated, leaving a total of 10 circumstellar disk candidates. Among these objects, 6 were already known to have a disk in the literature: 2MASS J02590146–4232204 (Rodríguez et al. 2013), TWA 27, TWA 28, TWA 32 (Schneider et al. 2012a) as well as

<sup>1</sup> Available at [https://github.com/jgagneastro/FireHose\\_v2/tree/v2.0](https://github.com/jgagneastro/FireHose_v2/tree/v2.0)

TWA 33 and TWA 34 (Schneider et al. 2012b). These targets were thus set aside for the rest of this work. The final sample contains 4 new circumstellar disk candidates; their properties are listed in Table 2. It should be noted that the excess of J1247–3816 was previously identified in Rodríguez et al. (2015), but had not been explicitly characterized by them.

The four new disk candidates identified in this work have mid-M to early-L type host stars, which are also candidates of YMGs. Two of them (J0856–1342 and J1247–3816) are candidate members of TWA ( $10 \pm 3$  Myr). It is not surprising to find TWA candidates with IR-excess and circumstellar disks since almost half of the stars in this association display an IR excess. In fact, the  $22 \mu\text{m}$  excess fraction of this young association has been revised at  $42^{+10}_{-9}\%$  by Schneider et al. (2012a) from the previous work of Looper et al. (2010), Rebull et al. (2008) and Low et al. (2005). The other two disk candidates (J0501–4337 and J0226–5327) are candidate members of COL ( $42^{+6}_{-4}$  Myr) and THA ( $45 \pm 4$  Myr), respectively.

The Canadian Astronomy Data Center (CADC; which includes the Hubble Space Telescope (HST), the Gemini Observatory and the Canada-France-Hawaii Telescope (CFHT) data) were parsed for additional information on the four new disk candidates presented here. A similar search was performed in the ESO, Keck and Subaru astronomical archives. Only SOFI images for J0856–1342 and J1247–3816 were found. We verified whether contamination could be detected around the targets within an aperture of  $16.5''$ : no such contamination was found. Additional, ALMA (*Atacama Large Millimeter/submillimeter Array*) data were found for J1247–3816 (with the ALMA band number 6, at 211–275 GHz; cor-

responding to 1.42–1.09 mm). The results from these observations were analyzed and presented in Rodríguez et al. (2015). There was no detection at the position of our target at these wavelengths, with a corresponding continuum flux upper limit of 0.15 mJy, suggesting an absence of small cold dust grains in this system.

In Figure 2, we display the observed and modeled spectral energy distributions (SEDs) of our 4 candidates from their best single-blackbody fit. Representative SEDs from classical and weak T Tauri, pre-transition, classical and weak TD have been added for comparison. The comparison SEDs have been scaled to the  $H$  band flux density. All four disk candidates have SEDs that differ significantly from those of T Tauri-type objects. The SED of J0501–4337 has a behavior similar to that of a classical TD, but with a lower  $22 \mu\text{m}$  flux. The fact that this target does not display a T Tauri SED is consistent with the fact that its  $H\alpha$  EW is weaker than the T Tauri criterion of Barrado y Navascués & Martín (2003). The SED of J0856–1342 is similar to those of pre-transition or weak-T Tauri disks, while that of J1247–3816 definitely seems like a pre-transition disk. The SED of J0226–5327 could be caused by either a classical or pre-transition disk. The addition of data points between  $W2$  and  $W3$  as well as redwards of  $W4$  would be helpful to further determine the nature of these disks.

The SEDs of J0501–4337 and J0226–5327 are well reproduced across the whole spectral range, while those of J0856–1342 and J1247–3816 do not simultaneously agree with the  $W2$  and  $W4$  data points. The same behavior has been observed with the validation performed on the TWA members.

TABLE 3  
TWO-TEMPERATURE FITS PROPERTIES

Name	$S_{W2}$ ( $\sigma$ )	$p_{W2}$	$T_{\text{disk}}$ (K)	$T_{\text{disk 1}}$ (this work)	$T_{\text{disk 2}}^a$	$f_{\text{disk 1+disk 2}}$	$T_{\text{disk 1}}$ (Schneider et al. 2012b)	$T_{\text{disk 2}}^b$ (Schneider et al. 2012b)
J08561384–1342242	4.7	1.3	$530^{+20}_{-290}$	510–700	50–220	0.11–1.40	...	...
J12474428–3816464	4.4	1.3	$185^{+310}_{-10}$	510–600	50–60	0.72–5.65	...	...
TWA 33	3.2	1.2	$240^{+5}_{-10}$	580–940	70–210	0.047–0.16	850	190
TWA 34	6.2	1.5	$250^{+10}_{-15}$	840–930	50–80	0.11–0.46	900	210

Notes - <sup>a</sup> Disk temperatures obtained from a two-temperature fit, from this work.

<sup>b</sup> Disk temperatures obtained from a two-temperature fit from Schneider et al. (2012b).

This behavior may indicate that there is both a hot and a cold disk component, requiring a fit with two blackbodies at different temperatures; this was thus performed on these objects. The results from these fits are listed in Table 3, as well as the results from Schneider et al. (2012b) for comparison and validation of our method.

An alternative explanation for the poor fit of the  $W2/W4$  data points for J0856–1342 and J1247–3816 could be that the predicted spectral model fluxes at  $W2$  are less accurate in this age and temperature range (both are  $\sim 10$  Myr and  $\sim 2000$  K). For this reason, the excess were also fitted using only  $W3$  and  $W4$ . Mean disk temperatures of  $260^{+60}_{-10}$  and  $200^{+40}_{-5}$  K were obtained for J0856–1342 and J1247–3816, respectively.

### 5.2. New spectroscopy of candidates

A heliocentric radial velocity of  $19.6 \pm 0.5 \text{ km s}^{-1}$  and a projected rotational velocity of  $11 \text{ km s}^{-1}$  were measured from the ESPaDOnS spectrum of J0501–4337, using the method described by Malo et al. (2014a). J0501–4337 displays lithium absorption with equivalent width (EW) of  $\text{EW}_{\text{Li}} = 230 \pm$

$30 \text{ mÅ}$ , measured using the method described by Malo et al. (2014b). The spectrum also displays strong  $H\alpha$  emission, with  $\text{EW}_{H\alpha} = 7.56 \pm 0.20 \text{ Å}$ .

The full width at 10% intensity of the  $H\alpha$  emission line ( $H\alpha_{10\%}$ ) can be used as a tracer of accretion (Natta et al. 2004); it was measured on two separate orders of the ESPaDOnS spectrum. A running smoothing filter of 10 pixels was applied first to mitigate the effect of bad pixels, and  $H\alpha_{10\%}$  was calculated in a  $10^4$  steps of a Monte Carlo simulation where the spectral flux density varied according to its measurement errors. The two-parameters relation of Natta et al. (2004) was used to calculate the corresponding accretion rate at each Monte Carlo step. Since Natta et al. (2004) provide error bars on their  $H\alpha_{10\%}$ –accretion rate relation parameters, they were also made to vary according to their error bars. Individual probability density functions (PDFs) were created for both measurements in each order. Final measurement PDFs were obtained from a multiplication of the per-order PDFs.

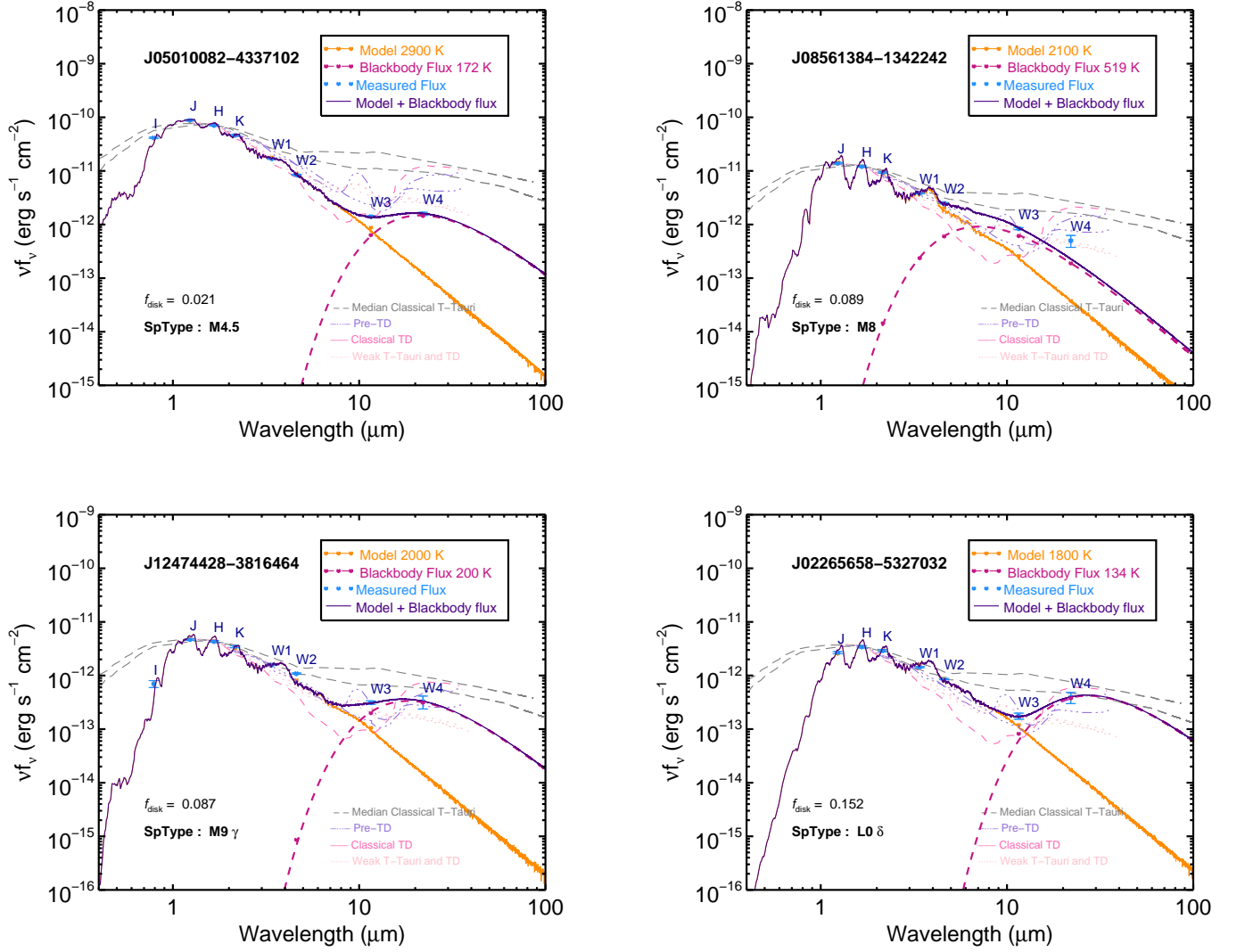


FIG. 2.— Observed and modeled spectral energy distributions (SEDs) of J0501–4337, J0856–1342, J1247–3816 and J0226–5327. The SED of different types of disks have been added to see how these systems compare in properties with one another. The classical TD is from the CoKu Tau/4 star (pink), the pre-TDs are UX Tau and LkCa 15 (lilac), and the weak-TD is FQ Tau (light pink); all SEDs were taken from Najita et al. (2007). The upper and lower quartiles of the median T Tauri SEDs (grey) are from Najita et al. (2007), which are originally from D’Alessio et al. (1999). The median SEDs for weak-T Tauri in Taurus and Chamaeleon I (light pink) were taken from a presentation given by Elise Furlan, for the 2011 Hubble Fellows Symposium<sup>a</sup>. The model spectra correspond to those yielding the lowest  $\chi^2_{\text{red}}$  values over the  $(I, J, H \text{ \& } K_s)$  bands. The orange curve represents the flux density from the synthetic spectrum, the magenta curve is the flux density from the blackbody spectrum and the indigo one is the total flux. Their respective  $T_{\text{eff}}$  are given in the legend. Each point on these curves represents the synthetic flux associated with each photometric band pass for comparison with the observed photometry (blue points).

<sup>a</sup><https://webcast.stsci.edu/webcast/detail.xhtml;jsessionid=201F62F7409A2DA45E9387E3E524CC72?talkid=2482&parent=1>

This analysis has yielded  $H\alpha_{10\%} = 210.7^{+7.6}_{-2.2} \text{ km s}^{-1}$  and a corresponding accretion rate of:

$$\log_{10} \dot{M}_{\text{ac}} = -10.80^{+0.07}_{-0.05} M_{\odot} \text{ yr}^{-1}. \quad (6)$$

Natta et al. (2004) use a threshold of  $H\alpha_{10\%} \geq 200 \text{ km s}^{-1}$  to determine whether a substellar or low-mass object is accreting; 99.3% of the Monte Carlo steps described above respected this criterion. In the present case, it cannot be ruled out with certainty that the  $H\alpha$  emission is due to chromospheric activity rather than accretion.

A radial velocity measurement was obtained from the FIRE spectrum of J0226–5327, using a forward modeling method based on the zero-velocity, solar metallicity CIFIST2011 BT-

Settl models (Baraffe et al. 2003; Allard et al. 2012). The best-fitting model was selected by minimizing  $\chi^2$  over several high-S/N orders, and was then Doppler-shifted (1 free parameter), convolved with a Gaussian instrumental line spread function (1 free parameter for the Gaussian width) and multiplied with a linear slope (2 free parameters) to account for instrumental effects. The Interactive Data Language (IDL) implementation of the amoeba Nelder-Mead downhill simplex algorithm (Nelder & Mead 1965) was used to minimize the  $\chi^2$  difference between the forward model and the data in fifteen  $0.02 \mu\text{m}$ -wide windows regularly distributed between  $1.5100\text{--}1.5535 \mu\text{m}$  in the  $H$  band, where there is a large S/N and a good radial velocity information content. This method



is based on A. J. Burgasser et al. (in preparation; see also Gagné et al. 2015; Kellogg et al. 2016) and ensures that the results are robust against bad pixels and other instrumental systematics. The median and standard deviations of these 15 measurements yielded a radial velocity of  $4.7 \pm 1.4 \text{ km s}^{-1}$ , to which a  $\pm 3 \text{ km s}^{-1}$  systematic error (calculated from comparison with radial velocity standards; Kellogg et al. 2016) is added in quadrature to obtain a final radial velocity measurement of  $4.7 \pm 3.3 \text{ km s}^{-1}$ . Moreover, the spectrum of J0226–5327 displays clear signs of Paschen  $\beta$  emission (Figure 4).

## 6. DISCUSSION

### 6.1. Evidence for youth and membership in young associations

**2MASS J05010082–4337102:** Using the newly obtained radial velocity measurement of  $19.6 \pm 0.5 \text{ km s}^{-1}$  in BANYAN II, this M4.5 star is a candidate member of COL (59%), THA (10%) or  $\beta$ PMG (28%). The first two YMGs have similar ages ( $42^{+6}_{-4}$  Myr for COL and  $45 \pm 4$  Myr for THA) while  $\beta$ PMG is slightly younger ( $24 \pm 3$  Myr; Bell et al. 2015). The presence of lithium absorption in its optical spectrum<sup>2</sup> is a sign of youth (see Figure 3). Kraus et al. (2014) determine the location of the LDB at  $\text{SpT}=\text{M4.5} \pm 0.3$  for THA ( $45 \pm 4$  Myr), while Binks & Jeffries (2014) put the LDB at  $\text{SpT}=\text{M4.475} \pm 0.525$  for  $\beta$ PMG ( $24 \pm 3$  Myr). At  $232 \pm 28 \text{ mÅ}$ , the Li EW of J0501–4337 is consistent with a partial depletion (undepleted sources at this SpT typically have  $> 500 \text{ mÅ}$ ), and given its M4.5 spectral type it is thus compatible with being on/near the LDB of THA or BPMG per the above results. Indeed, the Li EW of this source is in excellent agreement with those of other M4.5 members of THA. There are currently only two BPMG members at M4.5, and both have an EW of  $\sim 500 \text{ mÅ}$ , higher than for J0501–4337; this could indicate an older age for the latter, but the statistical significance is low given the small numbers. According to Barrado y Navascués et al. (2004), the LDB for the slightly older association IC 2391 ( $\sim 50$  Myr) is at  $M_{\text{Ic}} \simeq 10.2$  mag, while for our target  $M_{\text{Ic}} = 10.03$  mag. The presence of Li in J0501–4337 may thus indicate that it is slightly younger than 50 Myr.

**2MASS J08561384–1342242:** This M8 $\gamma$  was proposed as a low-probability candidate member of TWA with a 4.9% membership probability and  $<0.1\%$  Field Contamination Probability (FCP). Even though the Bayesian membership probability is low, there are clear indications that this object is young, it has a very low surface gravity ( $\gamma$  suffix). According to Kirkpatrick et al. (2006), Cruz et al. (2009) and Allers & Liu (2013), all members of associations younger than 200 Myr display signs of low gravity, while older objects do not. Given the youth of this star and its low probability in TWA, it is possible that it is a member of another young association that is not yet included in the BANYAN II tool.

**2MASS J12474428–3816464:** This M9 $\gamma$  brown dwarf has been proposed as a candidate member of TWA (46.6%) with  $<0.1\%$  FCP (Gagné et al. 2014a). This target was shown to have a lower-than-normal equivalent width of atomic species in its visible and NIR spectra, a triangular-shaped  $H$ -band continuum, and redder-than-normal NIR colors for its spectral type, all of which indicate that it is young (Allers & Liu 2013; Cruz et al. 2009).

<sup>2</sup> Lithium depletion boundary available at this link. Figure from J. Gagné, based on Basri et al. (1998) and the models of Baraffe et al. (2003).

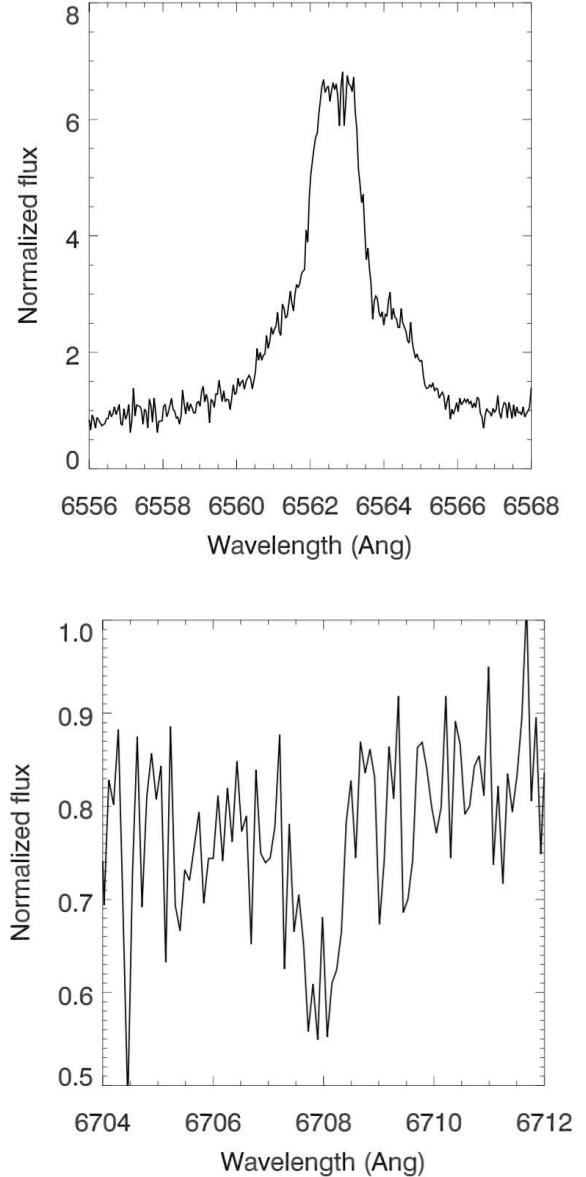


FIG. 3.— Top panel:  $H\alpha$  emission line of J05010082–4337102. Bottom panel: lithium absorption line for J05010082–4337102. Both are consistent with a young age. See Section 6.1 for more details.

There are some discrepancies in the kinematics of this star from that of TWA, explaining its modest membership probability. This brown dwarf could also be a member of a young association not yet included in the spatial and kinematics models from BANYAN II, such as the Lower Centaurus Crux (LCC) association (Gagné et al. 2016, *submitted*). LCC members have similar UVW kinematics to those of TWA, but are a little further away from the Sun (with distances of  $\sim 85$ – $150$  pc for LCC, compared to  $\sim 35$ – $70$  pc for TWA).

It has been suggested that TWA and LCC could be two parts of the same group (Song et al. 2004; Zuckerman & Song 2004; Schneider et al. 2012a,b). While the kinematics of this target are a good match to LCC, if placed at such a large distance it would be abnormally bright even for a young dwarf. A trigonometric distance measurement will be needed to resolve this.



**2MASS J02265658–5327032:** Including the new radial velocity measurement to previous observables in the BANYAN II tool yields a probability of 99.96% that J0226–5327 is a member of the Tucana-Horologium association (THA) with a most probable statistical distance of  $43.4^{+2.8}_{-2.4}$  pc (assuming THA membership). Only a trigonometric distance measurement is needed to confirm this target as a bona fide member of THA. This very late-type object (L0 $\delta$ ) is also one of the very low-surface gravity ( $\delta$ ) objects from the BASS survey (Faherty et al. 2016).

The presence of Pa $\beta$  emission is a sign of ongoing accretion, which means that there is still gas in the disk, and further indicates that this brown dwarf is young. This target has a W4 upper limit flag in the WISE *aperture photometry* data set, but not in the *profile-fit* one.

In addition to the above considerations, the presence of excess infrared emission in these four objects provides further evidence for their youth : Zuckerman & Song (2004) and Moór et al. (2006) argue that stars with  $f_{\text{disk}} > 10^{-3}$  are younger than 100 Myr.

### 6.2. Excess and disk characteristics

Table 2 reports the value of the fractional luminosity  $f_{\text{disk}}$  for each target; they range between 0.021 and 0.151. Objects with  $f_{\text{disk}} \lesssim 0.01$  are typically considered debris disks (Lagrange et al. 2000; Artymowicz 1996), those with  $0.01 < f_{\text{disk}} < 0.1$  as either primordial or transitional disks and those with  $f_{\text{disk}} > 0.1$  as primordial disks (Binks 2016). Thus, our candidates are most likely primordial or transitional disks, based on the fact that their fractional luminosities  $f_{\text{disk}}$  are too high compared to what is usually accepted for debris disks.

In our sample, only J0501–4337 comes close to this 0.01 debris disk limit, with  $f_{\text{disk}} = 0.021$ . Its estimated disk temperature  $T_{\text{disk}} = 170 \pm 10$  K is on the warmer end of the debris disk temperature range ( $\sim 30$ – $200$  K; Chen et al. 2006, 2014; Zuckerman et al. 2011), but the presence of H $\alpha$  emission in its visible spectrum is consistent with the presence of gas in the disk, and its overall SED (see above) brings it closer to the transitional disk status.

J0856–1342 and J1247–3816 have intermediate  $f_{\text{disk}}$  values, both at 0.088, which could indicate either a transition or a primordial disk, in agreement with the overall shape of their SED. Given their estimated age of about  $10 \pm 3$  Myr, it is possible for these disks to still be in a primordial state, or at least in a (pre-)transitional state. Generally, stars can retain significant amounts of primordial dust up to  $\sim 10$  Myr, even though they become rarer in the  $\sim 8$ – $10$  Myr range (Rhee et al. 2007). In fact, their incidence is observed to be  $\lesssim 5\%$  in TWA and other similar star associations (Williams & Cieza 2011; Hernández et al. 2007; Sicilia-Aguilar et al. 2006). If primordial, or pre-transitional, these disks should also still harbor some gas, which could feed ongoing accretion. Indeed, Artymowicz (1996) proposed that sources with higher fractional luminosities ( $f_{\text{disk}} > 0.01$ ), as observed here, probably contain a significant amount of gas. The presence of a very close-in disk component could explain their high  $T_{\text{disk}}$ . In fact, the SED for J0856–1342 especially stands out as quite different from the 3 other excess sources as its disk temperature is much warmer. Given the difficulty that we faced in fitting the excess data for this source and the lack of data between the WISE bands 2 and 3, it is difficult at this moment to determine whether the dust is located in an extended disk rather than in one with a central clearing.

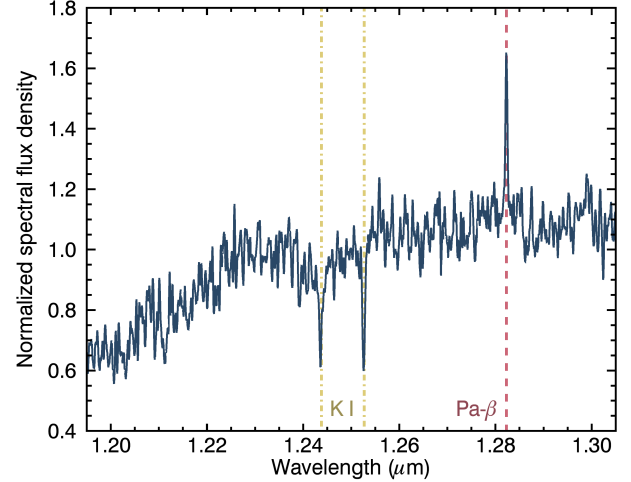


FIG. 4.— K I absorption lines and Pa  $\beta$  emission for J02265658–5327032. The Pa  $\beta$  emission line is consistent with the presence of a circumstellar disk and a young age. See Section 6.1 for more details.

J0226–5327 has the largest fractional luminosity value in our sample,  $f_{\text{disk}} = 0.15$ , which is in the typical primordial disk range, although its estimated age of  $45 \pm 4$  Myr is well above the expected upper limit for primordial disks around M-dwarfs (e.g. 20 Myr, Binks 2016). The presence of a Paschen  $\beta$  emission line in its NIR spectrum, shown in Figure 4, also indicates that this disk indeed contains gas and is consequently primordial or transitional. This is consistent with the overall SED comparison that we obtained. Binks argue that they found no primordial or transitional disks older than 20 Myr in their survey. However, the circumstellar disk dissipation time is known to be smaller for high-mass stars than for solar mass stars (Williams & Cieza 2011), and they could thus survive even longer for late-type stars and brown dwarfs (Currie et al. 2007; Riaz et al. 2012). Given the very low mass of J0226–5327 ( $\sim 14 M_{\text{Jup}}$ ) it may be reasonable for it to still possess a primordial disk for up to 45 Myr.

In addition, the WISE band W3 and W4 data indicate that there may be a central clearing in the three disks with cooler dust temperatures, or at least the two that did not need a two-temperature fit. However, the WISE data may just be showing the inner edge of the disk, e.g. the dust could be in an extended disk with a central clearing rather than in a ring. It will be difficult to understand the spatial distribution of the dust without either additional far-IR photometry or spatially resolved images.

The estimated masses of three of our objects are very low, roughly  $13$ – $17 M_{\text{Jup}}$ , at the lower end of the brown dwarf regime. Other very low-mass substellar objects of similar masses have been previously found to host a disk, for example L Ori 156 ( $\sim 23 M_{\text{Jup}}$ ; Bayo et al. 2012), OTS 44 ( $\sim 12 M_{\text{Jup}}$ ; Luhman et al. 2005b; Joergens et al. 2013) and Cha 110913–773444 ( $\sim 8 M_{\text{Jup}}$ , Luhman et al. 2005a), but those have been found in the young  $\lambda$  Orionis ( $\sim 5$  Myr; Bayo et al. 2012) and Chamaeleon I ( $\sim 3$  to 6 Myr, depending on the sub-cluster; Luhman 2007) star-forming regions, while our targets are probable members of slightly older kinematic associations of young stars (10–50 Myr).

On a similar note, the brown dwarf TWA 27 (M8) is particularly known for its planetary-mass companion 2MASS J12073347–393254 b (Gizis 2002; Chauvin et al. 2004). Gizis (2002) has shown that the primary brown

dwarf features strong  $H\alpha$  emission from a near edge-on accretion disk, which was further supported by work from Mohanty et al. (2003) and Gizis & Bharat (2004). It also displays resolved bipolar jets (Whelan et al. 2007). Our two new detections in TWA, J0856–1342 and J1247–3816, could be analogous to this object, minus the companion.

J0501–4337 and J0226–5327 are most likely the hosts of primordial or (pre-) transitional disks, which would be the first ones at their older age ( $\sim 45$  Myr, assuming membership to COL and THA, respectively). If J0501–4337 is a member of  $\beta$ PMG ( $24 \pm 3$  Myr) it would be more consistent with the presence of primordial gas. These targets could be an indication that low-mass stars and brown dwarfs can keep their gas on a longer timescale than previously suspected.

It is possible that the presence of disks affected the mass estimates of our targets, which rely on a comparison of their photometry with hot-start models.

## 7. CONCLUDING REMARKS

Synthetic spectra and disk blackbody spectra were fitted to the observed photometric data from the Two-Micron All-Sky Survey (2MASS) and the Wide-field Infrared Survey Explorer (WISE) for a sample of new late-type candidate members of young kinematic stellar associations. This allowed the identification of 4 new objects with infrared excess, indicative of a disk. Disk temperatures and fractional luminosities were determined from this analysis. Their values indicate that the new disks are likely transitional or primordial. The spectral types of these new disk hosts are late (M4.5 to L0 $\delta$ ), and correspond to low-mass BDs ( $13 - 19$  and  $101 - 138 M_{\text{Jup}}$ ) of young ages ( $\sim 7 - 13$  and  $\sim 38 - 49$  Myr). These four systems join a relatively small sample of low-mass objects known to harbor a circumstellar disk. There is still a lot to learn about primordial and (pre-)transitional disks around low-mass stars, and these four new candidates could play an important role to shed light on the formation and evolution processes of stars and planetary systems.

It will be interesting to obtain photometry at longer wavelengths ( $> 50 \mu\text{m}$ ) to better constrain the SEDs of these new

disks. This would allow verification of multiple-component disks are a better match to the data. Moreover, additional high-resolution spectroscopy for J0856–1342 and J1247–3816 could reveal signs of accretion. These four new disk hosts will be prime targets for polarization studies, high-resolution imaging with ALMA and direct-imaging searches for exoplanets.

## Acknowledgements

The authors acknowledge financial support for this research from the Fonds de Recherche du Québec - Nature et Technologies and the Natural Science and Engineering Research Council of Canada, as well as the Centre de Recherche en Astrophysique du Québec. This work makes use of the data products from the Two Micron All Sky Survey, which is a joint project of the University of Massachusetts and the Infrared Processing and Analysis Center (IPAC)/California Institute of Technology (Caltech), funded by the National Aeronautics and Space Administration (NASA) and the National Science Foundation (Cutri et al. 2003); the data products from the Wide-field Infrared Survey Explorer, which is a joint project of the University of California, Los Angeles, and the Jet Propulsion Laboratory (JPL)/Caltech, funded by the NASA (Cutri & et al. 2012); and the data products from the DENIS *I*-band catalog (Paturel et al. 2003). This research also made use of the SIMBAD database and VizieR catalogue access tool, operated at Centre de Données astronomiques de Strasbourg, France (Wenger et al. 2000; Ochsenbein et al. 2000); as well as the NASA/IPAC Infrared Science Archive, which is operated by the JPL, Caltech, under contract with NASA. This paper is based on observations obtained at the Canada-France-Hawaii Telescope (CFHT) which is operated by the National Research Council of Canada, the Institut National des Sciences de l'Univers of the Centre National de la Recherche Scientifique of France, and the University of Hawaii. It also includes data gathered with the 6.5 meter Magellan Telescopes located at Las Campanas Observatory, Chile, using the FIRE instrument. The authors would like to thank the anonymous referee for their review and suggestions.

## REFERENCES

- Allard, F., Homeier, D., & Freytag, B. 2012, *Philosophical Transactions of the Royal Society A: Mathematical*, 370, 2765
- Allard, F., Homeier, D., Freytag, B., et al. 2013, *Memorie della Societa Astronomica Italiana Supplementi*, 24, 128
- Allers, K. N., & Liu, M. C. 2013, *ApJ*, 772, 79
- American, T., & Society, A. 2000, 1, 707
- Artymowicz, P. 1996, *The Role of Dust in the Formation of Stars* (New York: Springer), 1st edn. (H. U. Käufl & R. Siebenmorgen), 137
- Aumann, H. H. 1985, *PASP*, 97, 885
- Avenhaus, H., Schmid, H. M., & Meyer, M. R. 2012, *A&A*, 548, A105
- Baraffe, I., Chabrier, G., Barman, T. S., Allard, F., & Hauschildt, P. H. 2003, *A&A*, 402, 701
- Barenfeld, S. A., Bubar, E. J., Mamajek, E. E., & Young, P. A. 2013, *ApJ*, 766, 6
- Barman, T. S., Macintosh, B., Konopacky, Q. M., & Marois, C. 2011a, *ApJ*, 733, 65
- . 2011b, *ApJ*, 735, L39
- Barrado y Navascués, D., & Martín, E. L. 2003, *AJ*, 126, 2997
- Barrado y Navascués, D., Stauffer, J. R., & Jayawardhana, R. 2004, *The Astrophysical Journal*, 614, 386
- Basri, G., Martin, E., Ruiz, M. T., et al. 1998, in *Astronomical Society of the Pacific Conference Series*, Vol. 154, *Cool Stars, Stellar Systems, and the Sun*, ed. R. A. Donahue & J. A. Bookbinder, 1819
- Bayo, A., Barrado, D., Huélamo, N., et al. 2012, *A&A*, 547, A80
- Bell, C. P. M., Mamajek, E. E., & Naylor, T. 2015, *MNRAS*, 454, 593
- Binks, A. 2016, *ArXiv e-prints*, arXiv:1601.06835
- Binks, A. S., & Jeffries, R. D. 2014, *MNRAS*, 438, L11
- Bochanski, J. J., Hennawi, J. F., Simcoe, R. A., et al. 2009, *Publications of the Astronomical Society of the Pacific*, 121, 1409
- Chen, C. H., Mittal, T., Kuchner, M., et al. 2014, *The Astrophysical Journal Supplement Series*, 211, 25
- Chen, C. H., Sargent, B. a., Bohac, C., et al. 2006, 66
- Choquet, É., Perrin, M. D., Chen, C. H., et al. 2015, *ArXiv e-prints*, arXiv:1512.02220
- Cohen, M., Wheaton, W. A., & Megeath, S. T. 2003, *AJ*, 126, 1090
- Cruz, K. L., Kirkpatrick, J. D., & Burgasser, A. J. 2009, *AJ*, 137, 3345
- Currie, T., Balog, Z., Kenyon, S. J., et al. 2007, *ApJ*, 659, 599
- Cutri, R. M., & et al. 2012, *VizieR Online Data Catalog*, 2311, 0
- Cutri, R. M., Skrutskie, M. F., van Dyk, S., et al. 2003, *VizieR Online Data Catalog*, 2246, 0
- D'Alessio, P., Calvet, N., Hartmann, L., Lizano, S., & Cantó, J. 1999, *ApJ*, 527, 893
- de la Reza, R., Torres, C. A. O., Quast, G., Castilho, B. V., & Vieira, G. L. 1989, *ApJ*, 343, L61
- Donati, J.-F., Catala, C., Landstreet, J. D., & Petit, P. 2006, in *Astronomical Society of the Pacific Conference Series*, Vol. 358, *Astronomical Society of the Pacific Conference Series*, ed. R. Casini & B. W. Lites, 362
- Donati, J.-F., Semel, M., Carter, B. D., Rees, D. E., & Collier Cameron, A. 1997, *MNRAS*, 291, 658
- Españolat, C., D'Alessio, P., Hernández, J., et al. 2010, *The Astrophysical Journal*, 717, 441
- Faherty, J. K., Burgasser, A. J., Walter, F. M., et al. 2012, *ApJ*, 752, 56
- Faherty, J. K., Riedel, A. R., Cruz, K. L., et al. 2016, *ArXiv e-prints*, arXiv:1605.07927
- Filippazzo, J. C., Rice, E. L., Faherty, J., et al. 2015, *ApJ*, 810, 158
- Fouqué, P., Chevallier, L., Cohen, M., et al. 2000, *A&AS*, 141, 313
- Gagné, J., Burgasser, A. J., Faherty, J. K., et al. 2015, *The Astrophysical Journal Letters*, 808, L20
- Gagné, J., Faherty, J. K., Cruz, K., et al. 2014a, *ApJ*, 785, L14

- Gagné, J., Lafrenière, D., Doyon, R., Malo, L., & Artigau, É. 2014b, *ApJ*, 783, 121
- . 2015, *ApJ*, 798, 73
- Gagné, J., Lambrides, E., Faherty, J. K., & Simcoe, R. 2015a, *Firehose v2.0*, Zenodo, Tech. rep., doi:10.5281/zenodo.18775
- Gagné, J., Faherty, J. K., Cruz, K. L., et al. 2015b, *The Astrophysical Journal Supplement Series*, 219, 33
- Gizis, J. E. 2002, *ApJ*, 575, 484
- Gizis, J. E., & Bharat, R. 2004, *ApJ*, 608, L113
- Hernández, J., Hartmann, L., Megeath, T., et al. 2007, *ApJ*, 662, 1067
- Hobbs, L. M., Vidal-Madjar, A., Ferlet, R., Albert, C. E., & Gry, C. 1985, *ApJ*, 293, L29
- Jarrett, T. H., Cohen, M., Masci, F., et al. 2011, *ApJ*, 735, 112
- Jensen, E. L. N., & Mathieu, R. D. 1997, *AJ*, 114, 301
- Jensen, E. L. N., Mathieu, R. D., & Fuller, G. A. 1996, *ApJ*, 458, 312
- Joergens, V., Bonnefoy, M., Liu, Y., et al. 2013, *A&A*, 558, L7
- Kastner, J. H., Zuckerman, B., Weintraub, D. A., & Forveille, T. 1997, *Science*, 277, 67
- Kellogg, K., Metchev, S., Gagné, J., & Faherty, J. 2016, *arXiv.org*, 1603.08529v1
- Kirkpatrick, J. D., Barman, T. S., Burgasser, A. J., et al. 2006, *ApJ*, 639, 1120
- Kraus, A. L., & Ireland, M. J. 2011, *arXiv:1110.3808*
- Kraus, A. L., Shkolnik, E. L., Allers, K. N., & Liu, M. C. 2014, *AJ*, 147, 146
- Lagrange, A.-M., Backman, D. E., & Artymowicz, P. 2000, *Protostars and Planets IV*, 639
- Liu, M. C., Magnier, E. A., Deacon, N. R., et al. 2013, *ApJ*, 777, L20
- Liu, Q., Wang, T., & Jiang, P. 2014, *The Astronomical Journal*, 148, 3
- Looper, D. L., Bochanski, J. J., Burgasser, A. J., et al. 2010, *AJ*, 140, 1486
- Low, F. J., Smith, P. S., Werner, M., et al. 2005, *ApJ*, 631, 1170
- Luhman, K. L. 2007, *The Astrophysical Journal Supplement Series*, 173, 104
- Luhman, K. L., Adame, L., D'Alessio, P., et al. 2005a, *ApJ*, 635, L93
- Luhman, K. L., D'Alessio, P., Calvet, N., et al. 2005b, *ApJ*, 620, L51
- Luhman, K. L., Stauffer, J. R., & Mamajek, E. E. 2005c, *ApJ*, 628, L69
- Makarov, V. V., & Urban, S. 2000, *MNRAS*, 317, 289
- Males, J. R., Close, L. M., Morzinski, K. M., et al. 2014, *ApJ*, 786, 32
- Malo, L., Artigau, É., Doyon, R., et al. 2014a, *ApJ*, 788, 81
- Malo, L., Doyon, R., Feiden, G. A., et al. 2014b, *ApJ*, 792, 37
- Malo, L., Doyon, R., Lafrenière, D., et al. 2013, *ApJ*, 762, 88
- Metchev, S. A., & Hillenbrand, L. A. 2006, *ApJ*, 651, 1166
- Mohanty, S., Jayawardhana, R., & Barrado y Navascués, D. 2003, *ApJ*, 593, L109
- Moór, A., Ábrahám, P., Derekas, A., et al. 2006, *ApJ*, 644, 525
- Moór, A., Pascucci, I., Kóspál, Á., et al. 2011, *ApJS*, 193, 4
- Najita, J. R., Strom, S. E., & Muzerolle, J. 2007, *MNRAS*, 378, 369
- Natta, A., Testi, L., Muzerolle, J., et al. 2004, *A&A*, 424, 603
- Nelder, J. A., & Mead, R. 1965, *The Computer Journal*, 7, 308
- Ochsenbein, F., Bauer, P., & Marcout, J. 2000, *A&AS*, 143, 23
- Paturel, G., Petit, C., Rousseau, J., & Vauglin, I. 2003, *A&A*, 405, 1
- Pecaut, M. J., & Mamajek, E. E. 2013, *ApJS*, 208, 9
- Raymond, S. N., Armitage, P. J., Moro-Martín, A., et al. 2011, *A&A*, 530, A62
- Rebull, L. M., Stapelfeldt, K. R., Werner, M. W., et al. 2008, *ApJ*, 681, 1484
- Rhee, J. H., Song, I., Zuckerman, B., & McElwain, M. 2007, *The Astrophysical Journal*, 660, 1556
- Riaz, B., Lodieu, N., Goodwin, S., Stamatellos, D., & Thompson, M. 2012, *MNRAS*, 420, 2497
- Riviere-Marichalar, P., Pinte, C., Barrado, D., et al. 2013, *A&A*, 555, A67
- Rodríguez, D. R., Bessell, M. S., Zuckerman, B., & Kastner, J. H. 2011, *ApJ*, 727, 62
- Rodríguez, D. R., van der Plas, G., Kastner, J. H., et al. 2015, *Astronomy & Astrophysics*, 582, L5
- Rodríguez, D. R., Zuckerman, B., Kastner, J. H., et al. 2013, *ApJ*, 774, 101
- Schneider, A., Melis, C., & Song, I. 2012a, *ApJ*, 754, 39
- Schneider, A., Song, I., Melis, C., Zuckerman, B., & Bessell, M. 2012b, *ApJ*, 757, 163
- Sicilia-Aguilar, A., Hartmann, L., Calvet, N., et al. 2006, *ApJ*, 638, 897
- Simcoe, R. A., Burgasser, A. J., Bernstein, R. A., et al. 2008, *Ground-based and Airborne Instrumentation for Astronomy II*. Edited by McLean, 7014, 70140U
- Simcoe, R. A., Burgasser, A. J., Schechter, P. L., et al. 2013, *Publications of the Astronomical Society of the Pacific*, 125, 270
- Simon, M., Schlieder, J. E., Constantin, A.-M., & Silverstein, M. 2012, *ApJ*, 751, 114
- Song, I., Zuckerman, B., & Bessell, M. S. 2004, *The Astrophysical Journal*, 603, 804
- Stephens, D. C., Leggett, S. K., Cushing, M. C., et al. 2009, *ApJ*, 702, 154
- Strom, K. M., Strom, S. E., Edwards, S., Cabrit, S., & Skrutskie, M. F. 1989, *The Astrophysical Journal*, 97, 1451
- Theissen, C. A., & West, A. A. 2014, *ApJ*, 794, 146
- Torres, C. A. O., Quast, G. R., Melo, C. H. F., & Sterzik, M. F. 2008, *Young Nearby Loose Associations*, ed. B. Reipurth, 757
- Wahhaj, Z., Cieza, L., Koerner, D. W., et al. 2010, *ApJ*, 724, 835
- Weinberger, A. J., Anglada-Escudé, G., & Boss, A. P. 2013, *ApJ*, 767, 96
- Wenger, M., Ochsenbein, F., Egret, D., et al. 2000, *A&AS*, 143, 9
- Whelan, E. T., Ray, T. P., Randich, S., et al. 2007, *ApJ*, 659, L45
- Williams, J. P., & Cieza, L. A. 2011, *Annual Review of Astronomy and Astrophysics*, 49, 67
- Wyatt, M. C. 2008, *Annual Review of Astronomy and Astrophysics*, 46, 339
- Zuckerman, B., Rhee, J. H., Song, I., & Bessell, M. S. 2011, *The Astrophysical Journal*, 732, 61
- Zuckerman, B., & Song, I. 2004, *ApJ*, 603, 738
- Zuckerman, B., & Song, I. 2004, *Annual Review of Astronomy and Astrophysics*, 42, 685
- Zuckerman, B., Song, I., & Bessell, M. S. 2004, *ApJ*, 613, L65
- Zuckerman, B., Song, I., Bessell, M. S., & Webb, R. A. 2001a, *ApJ*, 562, L87
- Zuckerman, B., Song, I., & Webb, R. A. 2001b, *ApJ*, 559, 388
- Zuckerman, B., & Webb, R. A. 2000, *ApJ*, 535, 959