

Spontaneous symmetry breaking in a split potential box

Elad Shamriz¹, Nir Dror¹, and Boris A. Malomed^{1,2}

¹*Department of Physical Electronics, School of Electrical Engineering,
Faculty of Engineering, Tel Aviv University, Tel Aviv 69978, Israel*

²*Laboratory of Nonlinear-Optical Informatics, ITMO University, St. Petersburg 197101, Russia*

We report results of the analysis of the spontaneous symmetry breaking (SSB) in the basic (actually, simplest) model which is capable to produce the SSB phenomenology in the one-dimensional setting. It is based on the Gross-Pitaevskii – nonlinear Schrödinger equation with the cubic self-attractive term and a double-well-potential built as an infinitely deep potential box split by a narrow (delta-functional) barrier. The barrier's strength, ε , is the single free parameter of the scaled form of the model. It may be implemented in atomic Bose-Einstein condensates and nonlinear optics. The SSB bifurcation of the symmetric ground state (GS) is predicted analytically in two limit cases, *viz*, for deep or weak splitting of the potential box by the barrier ($\varepsilon \gg 1$ or $\varepsilon \ll 1$, respectively). For the generic case, a variational approximation (VA) is elaborated. The analytical findings are presented along with systematic numerical results. Stability of stationary states is studied through the calculation of eigenvalues for small perturbations, and by means of direct simulations. The GS always undergoes the SSB bifurcation of the supercritical type, as predicted by the VA at moderate values of ε , although the VA fails at small ε , due to inapplicability of the underlying *ansatz* in that case. However, the latter case is correctly treated by the approximation based on a soliton *ansatz*. On top of the GS, the first and second excited states are studied too. The antisymmetric mode (the first excited state) is destabilized at a critical value of its norm. The second excited state undergoes the SSB bifurcation, like the GS, but, unlike it, the bifurcation produces an unstable asymmetric mode. All unstable modes tend to spontaneously reshape into the asymmetric GS.

PACS numbers: 05.45.Yv 03.75.Lm 42.65.Tg 47.20.Ky

I. INTRODUCTION AND THE MODEL

Dynamics of confined collective excitations in nonlinear physical systems, modeled by one or several fields, is determined by the interplay of the field-trapping potential and the character of interactions of the field(s). In particular, the system's spatial symmetry is determined by the shape of the potential. A generic type of the latter is represented by double-well potentials (DWPs), which feature symmetry between two wells separated by a barrier.

In quantum mechanics [1] and linear field theories mathematically similar to it, such as paraxial light propagation in linear optical waveguides [2], the ground state (GS) of a confined system normally follows the symmetry of the trapping potential (the Jahn-Teller effect in molecules exemplifies another possibility, when the GS of the electron wave function in the complex system is spatially asymmetric, thus breaking the symmetry of the full Hamiltonian [3]). Other representations of the same symmetry may be realized by the system's excited states. Thus, the GS wave function trapped in the one-dimensional DWP is symmetric (even) with respect to the double-well structure, while the first excited state is antisymmetric (odd).

Unlike the linear quantum-mechanical Schrödinger equation for a single particle, atomic Bose-Einstein condensates (BECs) are modeled by the Gross-Pitaevskii equation (GPE) for the single-atom wave function $\psi(x, t)$, with a trapping potential, $U(x)$, and the cubic term which accounts for collisions between atoms, in the framework of the mean-field approximation [4]:

$$i \frac{\partial \psi}{\partial t} = -\frac{1}{2} \frac{\partial^2 \psi}{\partial x^2} - g |\psi|^2 \psi + U(x) \psi. \quad (1)$$

This equation is written in the scaled form, which can be derived from the three-dimensional GPE for the cigar-shaped configuration, with strong confinement applied in the transverse plane [5]. The repulsive or attractive interactions between atoms correspond, respectively, to the self-defocusing ($g < 0$) or self-focusing ($g > 0$) sign of the cubic term in Eq. (1). Similarly, the nonlinear Schrödinger equation (NLSE) with the cubic term governs the paraxial propagation of electromagnetic waves in optical media with the Kerr nonlinearity [6]. In the latter case, Eq. (1) applies to the light transmission in the spatial domain, with t replaced by the propagation distance, z , and $-U(x)$ representing a transverse modulation profile of the local refractive index, which imposes a guiding structure in the (x, z) plane.

Many models of nonlinear optics and BEC are based on GPE/NLSE in the form of Eq. (1) with potential $U(x)$ representing symmetric DWPs. A fundamental difference from the linear systems is that the GS in the self-focusing models follows the symmetry of the underlying potential structure only if the nonlinearity remains relatively weak. A generic effect, which occurs with the increase of the strength of the nonlinearity as a result of its interplay with the DWP, is *spontaneous symmetry breaking* (SSB), which destabilizes the symmetric GS and replaces it by an asymmetric one [7]. The switch from the symmetric GS to its asymmetric counterpart occurs via the corresponding *bifurcation* (phase transition) at a critical value of the nonlinearity strength [8, 9].

Originally, the SSB was predicted in simple models based on systems of linearly coupled equations with intrinsic nonlinearity [10]. In particular, Eq. (1) with potential $U(x)$ in the form of two symmetric deep wells can be reduced to a system of two coupled ordinary differential equations for amplitudes $u_1(t)$ and $u_2(t)$ in the framework of the tight-binding approximation [11], which replaces $\psi(x, t)$ by a superposition of two stationary wave functions, ϕ , corresponding to the states trapped separately in the two deep potential wells, centered at $x = \pm a$:

$$\psi(x, t) = u_1(t) \phi(x - a) + u_2(t) \phi(x + a). \quad (2)$$

In terms of the BEC, the SSB gives rise to the GS with the atomic density in one well of the trapping DWP larger than in the other. The SSB also breaks another principle of quantum mechanics, according to which the GS cannot be degenerate, as there emerge a degenerate pair of mirror-image asymmetric GS wave functions, with the larger density self-trapped in either of the two potential wells. In optics, the SSB means that larger light power spontaneously self-traps in either core of the nonlinear dual-core waveguide.

Thus, the SSB effect is common to diverse systems which combine the wave transmission, self-focusing, and trapping potentials of the DWP type. In photonics, the SSB was reported in several experimental works. In particular, the symmetry breaking for a pair of laser beams coupled into a transverse DWP created in a self-focusing photorefractive medium was demonstrated in Ref. [12]. Another experimental result is a spontaneously established asymmetric regime of the operation of a symmetric pair of coupled lasers [13]. More recently, SSB was demonstrated in a pair of nanolaser cavities embedded into a photonic crystal [14]. Observation of spontaneous breaking of the chiral symmetry in metamaterials was reported in Ref. [15].

The analysis of the SSB in the model based on Eq. (1) was initiated in Refs. [16] and [17]. Most often, the BEC nonlinearity (on the contrary to the self-focusing Kerr effect in optics) is self-repulsive, which corresponds to $g < 0$ in Eq. (1). In this case, the symmetric (even) GS is not subject to destabilization, but the first antisymmetric (odd)

excited state, with $\psi(-x) = -\psi(x)$, suffers destabilization and spontaneous breakup of its antisymmetry when the strength of the repulsive nonlinearity attains a critical level [7]. This manifestation of the SSB phenomenology was demonstrated experimentally in Ref. [18], using the condensate of ^{87}Rb atoms with repulsive interactions between them, loaded into a DWP trapping configuration.

The above discussion addressed static symmetric and asymmetric modes in the nonlinear systems including the DWP structure. Dynamical regimes, in the form of oscillations of the wave function between two wells of the DWP, i.e., roughly speaking, between the two mirror-image asymmetric states existing above the SSB point, were studied too. Following the analogy with Josephson oscillations in tunnel-coupled superconductors [19, 20], the possibility of the matter-wave oscillations in *bosonic Josephson junctions* was predicted [21] and experimentally realized in the trapped BEC [18].

Additional dynamical regimes were studied in Ref. [22], in the framework of a model which combines the DWP and “nonlinearity management”, i.e., time-periodic modulation of coefficient g in Eq. (1). It was demonstrated that the symmetry-breaking dynamics may be strongly altered by the application of the management: the SSB can be suppressed in cases when it occurs, and induced in cases when it does not take place in the absence of the management.

The objective of the present work is to explore, by means of analytical and numerical methods, the SSB in what may be considered as the most fundamental version of the systems represented by Eq. (1) with the self-attractive nonlinearity ($g > 0$), namely, an infinitely deep potential box (whose width is scaled to be 1), split in two wells by a narrow barrier, as schematically shown in Fig. 1. In this case, Eq. (1) with the barrier represented by the ideal δ -function takes the form of the following equation subject to zero boundary conditions:

$$i\frac{\partial\psi}{\partial t} = -\frac{1}{2}\frac{\partial^2\psi}{\partial x^2} - g|\psi|^2\psi + \varepsilon\delta(x)\psi, \quad (3)$$

$$\psi\left(x = \pm\frac{1}{2}\right) = 0, \quad (4)$$

where $\varepsilon > 0$ is the strength of the splitter, and $g = 1$ may be fixed, unless $g = 0$ in the linear version of Eq. (3). The Hamiltonian (energy) corresponding to Eq. (3) and (4) is

$$H = \frac{1}{2} \int_{-1/2}^{+1/2} \left(\left| \frac{\partial\psi}{\partial x} \right|^2 - |\psi|^4 \right) dx + \varepsilon |\psi(x=0)|^2. \quad (5)$$

In a sense, this model is opposite to the one introduced in recent work [23], in which the SSB was studied in a DWP with an “elevated floor” (rather than the infinitely deep one), i.e., a DWP structure embedded into a broad potential barrier.

It is relevant to mention that, although the one-dimensional NLSE is integrable in the free space, the internal potential and boundary conditions in Eqs. (3) and (4) destroy the integrability, therefore the evolution of unstable states in this model is not expected to be periodic or quasi-periodic in time, see Figs. 12 and 15(c) below as examples. The model gives rise to nearly integrable dynamics only in the case when the solution may be approximated by a set of narrow solitons (this case is considered in Section II.C). It may be expected that the dynamics reduced to the variational approximation (VA), based on ansatz (29) with three degrees of freedom, may be close to quasi-periodic, as the presence of two dynamical invariants, *viz.*, the norm, given by Eq. (30), and the respective Hamiltonian, makes the approximate dynamical system nearly integrable, with quasi-periodic trajectories carried by KAM tori [24]. Actually, our VA-based analysis is focused below on its stationary version, which is most essential in terms of the present work. On the other hand, it should be stressed that the nonintegrable dynamics remains reversible [24], as the model does not include any dissipation.

In spite of the fact that Eqs. (3)-(5) present, as a matter of fact, the simplest version of model (1), it was introduced only recently in Refs. [25] and [26] (where some analytical approximations were introduced, but systematic analysis was not performed). The model can be implemented in BEC, using strong repelling optical sheets to emulate both the outer potential walls and the inner barrier, the widths of the latter and of the whole potential box being, respectively $\sim 1 \mu\text{m}$ and $\sim 100 \mu\text{m}$ in physical units. In optics, the box structure may be realized as a step-index one made in silica [2]. Assuming the width of the waveguide $\sim 20 \mu\text{m}$ (to have it narrow enough for potential applications), characteristic values of interest, $\varepsilon \sim 10$ (see below), correspond to the splitting layer of thickness $\sim 2 \mu\text{m}$.

The rest of the paper is organized as follows. An analytical approach to the model is recapitulated in Section II, following its (incomplete) introduction in Ref. [26], which is necessary for comparison with numerical results. The analytical part includes the VA for stationary symmetric and asymmetric modes, as well as approximations for weakly and strongly split potential boxes, i.e., small and large ε , in terms of Eq. (3). Results of systematic numerical studies and the comparison with analytical predictions are reported in Section III, which demonstrates that the VA is quite accurate for the model with a relatively tall splitting barrier (ε not too small), while the VA yields a wrong bifurcation

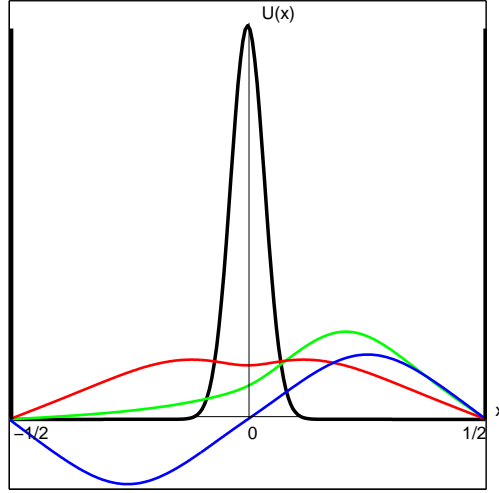


FIG. 1. The setting under the consideration. An infinitely deep potential box of width 1 is split in the middle by a narrow tall barrier, approximated by $U(x) = \varepsilon\delta(x)$, see Eq. (3). Wave functions of symmetric (even), antisymmetric (odd), and asymmetric stationary states are schematically shown by red, blue, and green curves, respectively.

diagram for small ε , due to inadequacy of the underlying ansatz (when, however, the other analytical approximation, based on the soliton ansatz, applies correctly). The numerical results are reported for symmetric, asymmetric, and antisymmetric bound states (the latter one representing the first excited state in the system), including simulations of dynamical regimes initiated by the SSB instability of symmetric and antisymmetric ones. The paper is concluded by Section IV.

II. THE ANALYTICAL APPROACH

A. Stationary modes

Stationary states produced by Eqs. (3) and (4) with real energy eigenvalue μ (in terms of optics, $-\mu$ is the propagation constant) are looked for as

$$\psi(x, t) = e^{-i\mu t} \phi(x), \quad (6)$$

with real wave function $\phi(x)$ obeying a stationary equation with the respective b.c.:

$$\mu\phi = -\frac{1}{2} \frac{d^2\phi}{dx^2} - g\phi^3 + \varepsilon\delta(x)\phi, \quad \phi\left(x = \pm\frac{1}{2}\right) = 0. \quad (7)$$

The presence of the delta-functional barrier at $x = 0$ implies that $\phi(x)$ is continuous at this point, while its derivative obeys a jump condition:

$$\frac{d\phi}{dx}\bigg|_{x=+0} - \frac{d\phi}{dx}\bigg|_{x=-0} = 2\varepsilon\phi(x=0). \quad (8)$$

As said above, $g \equiv 1$ is fixed throughout the paper, unless $g = 0$ is set in the linear case, hence the strength of the nonlinearity is determined by the norm of the wave function,

$$N = \left(\int_{-1/2}^0 + \int_0^{+1/2} \right) \phi^2(x) dx \equiv N_- + N_+. \quad (9)$$

The asymmetry of states above the SSB point is characterized by the relative difference of the norms in the right and left sections of the split potential box:

$$\Theta \equiv (N_+ - N_-) / (N_+ + N_-). \quad (10)$$

Before proceeding to the consideration of the nonlinear model, it is relevant to dwell on its linear counterpart, with $g = 0$ in Eq. (7). Spatially symmetric (even) solutions of the linear equation are looked for as

$$\phi_{\text{even}}^{(\text{lin})}(x) = A \sin \left(\sqrt{2\mu} \left(\frac{1}{2} - |x| \right) \right), \quad (11)$$

where A is an arbitrary amplitude, and eigenvalue μ is determined by a relation following from Eq. (8):

$$\tan \left(\sqrt{\mu/2} \right) = -\sqrt{2\mu}/\varepsilon. \quad (12)$$

It is easy to see that, with the increase of ε from 0 to ∞ , the lowest eigenvalue, μ_0 , which corresponds to the GS of the linear model, monotonously grows from $\mu_0(\varepsilon = 0) = \pi^2/2$ to

$$\mu_0(\varepsilon = \infty) = 2\pi^2. \quad (13)$$

Similarly, the eigenvalue of the first excited symmetric state, $\mu_2(\varepsilon)$, monotonously grows from $\mu_2(\varepsilon = 0) = 9\pi^2/2$ to $\mu_2(\varepsilon = \infty) = 8\pi^2$. Eigenvalue $\mu_1 = 2\pi^2$, which corresponds to the lowest excited state, i.e., the first antisymmetric (odd) eigenfunction,

$$\phi_{\text{odd}}^{(\text{lin})}(x) = A \sin \left(\sqrt{2\mu_1} x \right) \quad (14)$$

[μ_1 does not depend on ε , as wave function (14) vanishes at $x = 0$], is located between μ_0 and μ_2 . Naturally, μ_1 coincides with limit value (13) of μ_0 , as the GS eigenfunction also vanishes at $x = 0$, in the limit of $\varepsilon = \infty$.

B. The deeply-split double-well-potential (large ε)

The first objective of the analysis of the nonlinear model based on Eq. (7) is to predict the critical norm at the SSB point. In the case of weakly coupled (deeply split) potential wells, which corresponds to large ε (a very tall splitting barrier), weak nonlinearity, which corresponds to a small norm and amplitude of the wave function, is sufficient to induce the SSB in the competition with the weak linear coupling. The small amplitude implies that relevant solutions to Eq. (7) are close to eigenmodes (11) of the linear equation, hence an approximate solution may be looked for as

$$\phi(x) = A_{\pm} \sin \left(k_{\pm} \left(\frac{1}{2} - |x| \right) \right), \quad (15)$$

where signs \pm pertain to $x < 0$ and $x > 0$, respectively. The substitution of this *ansatz* into the condition of the continuity of the wave function at $x = 0$, and relation (8) for its first derivative, leads to the following relations between amplitudes A_{\pm} and the wavenumbers:

$$A_+ \sin \left(\frac{1}{2} k_+ \right) = A_- \sin \left(\frac{1}{2} k_- \right), \quad (16)$$

$$A_- k_- \cos \left(\frac{1}{2} k_- \right) - A_+ k_+ \cos \left(\frac{1}{2} k_+ \right) = 4\varepsilon A_{\pm} \sin \left(\frac{1}{2} k_{\pm} \right). \quad (17)$$

In the same small-amplitude approximation, the third harmonic contained in the cubic term in Eq. (7) may be neglected, hence this term is approximated as

$$\left[A_{\pm} \sin \left(k_{\pm} \left(\frac{1}{2} - |x| \right) \right) \right]^3 \approx \frac{3}{4} A_{\pm}^3 \sin \left(k_{\pm} \left(\frac{1}{2} - |x| \right) \right). \quad (18)$$

Further, Eq. (18) implies that the cubic term amounts to an effective shift of the energy eigenvalue in Eq. (7), which determines the wavenumbers in Eq. (15):

$$k_{\pm} = \sqrt{2 \left(\mu + \frac{3}{4} g A_{\pm}^2 \right)}. \quad (19)$$

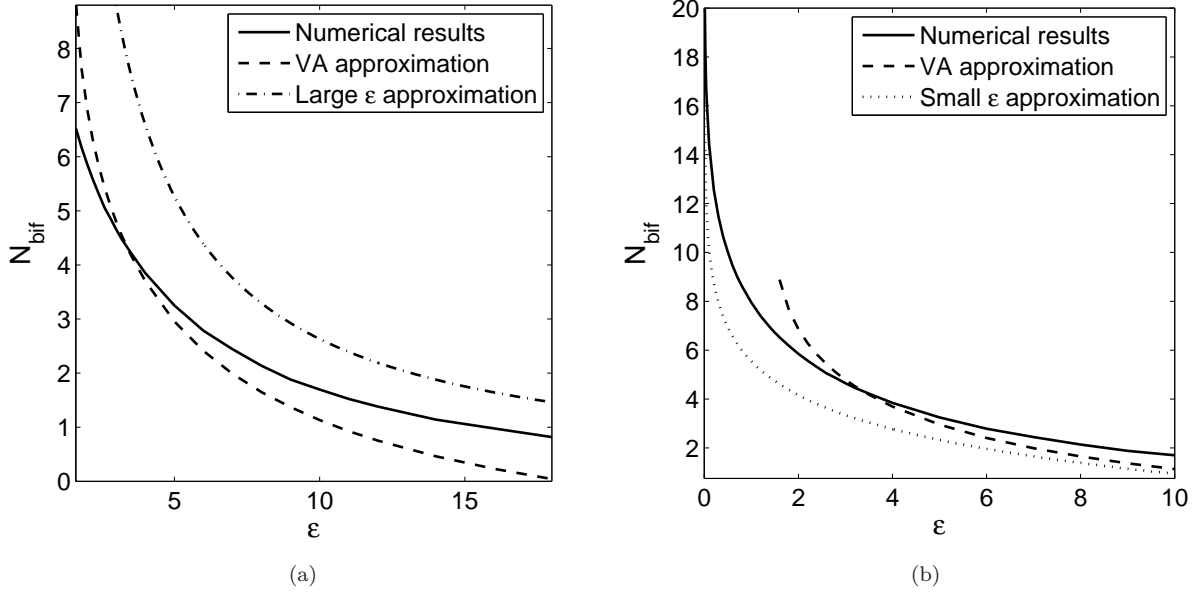


FIG. 2. The norm at the symmetry-breaking bifurcation point versus the strength of the splitting barrier, ε . Along with the numerically found and VA-predicted dependences, the analytical approximations based on Eqs. (21) and (27), which are relevant, respectively, for large and small ε , are shown in panels (a) and (b) [note that in (a) the range starts from $\varepsilon \approx 2.7$].

In the limit of $\varepsilon \rightarrow \infty$, wave functions (15) must vanish at $x = 0$, hence the respective GS corresponds to $k_{\pm} = 2\pi$. At large but finite ε , the energy corresponding to the GS should be close to the limit value given by Eq. (13),

$$\mu = 2\pi^2 - \delta\mu, \quad \delta\mu \ll 2\pi^2. \quad (20)$$

The substitution of expression (20) into Eq. (19), expanding it for small $\delta\mu$ and A_{\pm}^2 , inserting the result into Eqs. (16) and (17), and taking the limit of $A_+ - A_- \rightarrow 0$, which corresponds to the SSB bifurcation point, leads to the following analytical prediction for the bifurcation-point parameters:

$$N_{\text{bif}} = \frac{8}{3}\pi^2\varepsilon^{-1}, \quad (A_{\pm}^2)_{\text{bif}} = 2N_{\text{cr}}, \quad \delta\mu = 12\pi^2\varepsilon^{-1}. \quad (21)$$

Thus, as expected, the value of the norm at the SSB point decays ($\sim \varepsilon^{-1}$) with the increase of ε . This approximate analytical result is compared with its numerical counterpart in Fig. 2(a) (further numerical results are presented in the next section).

C. The weakly-split double-well-potential (small ε)

Small ε implies strong coupling of the two potential wells with a shallow split between them, therefore strong nonlinearity, i.e., large N , is required to cause the SSB under the competition with the strong coupling. In turn, large N implies that the wave field tends to self-trap into a narrow NLSE soliton [6],

$$\phi_{\text{sol}}(x - \xi) = \frac{1}{2}N \text{sech}\left(\frac{1}{2}N(x - \xi)\right), \quad (22)$$

where ξ is the coordinate of the soliton's center, the respective energy eigenvalue being

$$\mu_{\text{sol}} = -N^2/8. \quad (23)$$

This approximation is valid provided that the soliton's width is much smaller than the size of the potential box, which means $N \gg 1$.

According to the b.c. in Eq. (7), the soliton interacts with two *ghost solitons*, i.e., its mirror images (with opposite signs), with respect to the edges of the box:

$$\phi_{\text{ghost}}(x) = -\frac{N}{2} \left[\text{sech} \left(\frac{1}{2} N (x - 1 + \xi) \right) + \text{sech} \left(\frac{1}{2} N (x + 1 + \xi) \right) \right]. \quad (24)$$

The sum of the well-known potentials [28, 29] of the interaction of the given soliton with the two “ghosts” gives rise to an effective potential of repulsion of the real soliton from edges of the confining box:

$$U_{\text{box}}(\xi) = N^3 \exp(-N/2) \cosh(N\xi). \quad (25)$$

On the other hand, the same soliton is repelled by the splitting barrier, with the corresponding potential [29]

$$U_{\text{barrier}}(\xi) = \varepsilon \phi_{\text{sol}}^2(\xi = 0) = \frac{\varepsilon}{4} N^2 \text{sech}^2 \left(\frac{1}{2} N \xi \right), \quad (26)$$

if the deformation of the soliton’s shape by the weak barrier is neglected. A straightforward analysis of the total effective potential, $U(\xi) = U_{\text{box}}(\xi) + U_{\text{barrier}}(\xi)$, demonstrates that the position of the soliton placed at $\xi = 0$, which represents the symmetric mode in the present case, is stable, i.e., it corresponds to a *minimum* of the net potential, at $8N \exp(-N/2) > \varepsilon$, or, in other words, at

$$N < N_{\text{bif}} \approx 2 \ln(16/\varepsilon). \quad (27)$$

The SSB bifurcation takes place, with the increase of N , at $N = N_{\text{bif}}$, when the local potential minimum at $\xi = 0$ switches into a maximum. At $0 < (N - N_{\text{bif}})/N_{\text{bif}} \ll 1$, the center of the soliton spontaneously shifts to either of two asymmetric positions, which correspond to a pair of new potential minima emerging at $\xi = \pm \sqrt{(N - N_{\text{bif}})/N_{\text{cr}}}$.

The comparison of the approximate analytical result given by Eq. (27) with its numerically obtained counterpart is displayed in Fig. 2(b). At moderate values of ε the discrepancy is relatively large because the validity condition for the present approximation is that ε must be so small that $\ln(16/\varepsilon)$ may be treated as a large parameter.

D. The variational approximation (VA)

In the generic case, when the strength of the splitting barrier, ε , is not assumed to be specifically large or small, an analytical consideration may be based on the VA [30], which is suggested by the fact that stationary equation (7) may be derived from the minimization of the corresponding Lagrangian,

$$L = \int_{-1/2}^{+1/2} \left[\frac{1}{2} \left(\frac{d\phi}{dx} \right)^2 - \mu \phi^2 - \frac{g}{2} \phi^4 \right] dx + \varepsilon \phi^2(x=0) \equiv H - \mu N, \quad (28)$$

where H and N are the Hamiltonian (5) and norm (9) defined above. The following *ansatz* for the GS wave function, satisfying b.c. in Eq. (7), is the simplest one which is capable to capture the SSB:

$$\phi(x) = a \cos(\pi x) + b \sin(2\pi x) + c \cos(3\pi x), \quad (29)$$

cf. Eq. (2), where real amplitudes a , c , and b must be predicted by the VA. The SSB is accounted for by the odd term $\sim b$ in the ansatz, which breaks the symmetry of the even expression. Accordingly, the onset of the SSB is signaled by the emergence of a solution with infinitesimal b , branching off from the symmetric one with $b = 0$.

The integral norm (9) of ansatz (29) is

$$N = (1/2) (a^2 + c^2 + b^2), \quad (30)$$

while its asymmetry at $b \neq 0$ is quantified by parameter (10),

$$\Theta = \frac{16}{15\pi} \frac{b(5a - 3c)}{a^2 + c^2 + b^2}. \quad (31)$$

A straightforward consideration confirms that expression (31) is always subject to constraint $|\Theta| < 1$, as it must be. The Sturm theorem, according to which the spatially symmetric GS cannot have nodes [1], i.e., $\phi(x) \neq 0$ at $|x| < 1/2$ (it remains valid in the nonlinear system), if applied to ansatz (29) with $b = 0$, amounts to the following constraint:

$$-1 < c/a < 1/3. \quad (32)$$

The substitution of ansatz (29) into Lagrangian (28) yields

$$L_{\text{VA}} = \left(\frac{1}{4}\pi^2 - \frac{1}{2}\mu + \varepsilon \right) a^2 + \left(\pi^2 - \frac{1}{2}\mu \right) b^2 + \left(\frac{9}{4}\pi^2 - \frac{1}{2}\mu + \varepsilon \right) c^2 + 2\varepsilon ac - \frac{1}{4} \left(\frac{3}{4}a^4 + a^3c + 3a^2b^2 + 3a^2c^2 - 3ab^2c + \frac{3}{4}b^4 + 3b^2c^2 + \frac{3}{4}c^4 \right), \quad (33)$$

which gives rise to the variational equations for real amplitudes b and a, c :

$$\partial L / \partial (b^2) = 0, \quad (34)$$

$$\partial L / \partial a = \partial L / \partial c = 0. \quad (35)$$

To identify the bifurcation point at which the SSB sets in, one may set $b = 0$ in Eqs. (34) and (35) [*after* performing the differentiation with respect to b^2 in Eq. (34)]. This procedure leads to a system of equations for the values of a , b , and μ at the bifurcation point:

$$2\pi^2 - \mu = \frac{3}{2} (a^2 - ac + c^2), \quad (36)$$

$$\left(\frac{1}{2}\pi^2 - \mu + 2\varepsilon \right) a + 2\varepsilon c - \frac{1}{4} (3a^3 + 3a^2c + 6ac^2) = 0, \quad (37)$$

$$\left(\frac{9}{2}\pi^2 - \mu + 2\varepsilon \right) c + 2\varepsilon a - \frac{1}{4} (a^3 + 6a^2c + 3c^3) = 0. \quad (38)$$

It is easy to check that Eqs. (36)-(38) have no relevant solutions at $\varepsilon = 0$, in agreement with the obvious fact that the SSB does not occur when the central barrier is absent, i.e., the potential box is not split into two wells.

The VA-produced prediction for the bifurcation point, in the form of $N_{\text{bif}}(\varepsilon)$, obtained from a numerical solution of Eqs. (36)-(38), is compared to its numerically found counterpart in Figs. 2(a,b). It is seen that the VA provides a reasonable accuracy at moderate values of ε . At large ε , the discrepancy is explained by the fact that ansatz (29) does not take into regard the derivative's jump given by Eq. (8). On the other hand, at very small ε , the relevant ansatz is also different, as it amounts to soliton (22).

Equations (37) and (38) in which the cubic terms are dropped [and Eq. (36) is dropped too] correspond to the linearized version of Eq. (7), with $g = 0$. This simplest version of the VA predicts the above-mentioned eigenvalue, $\mu_0(\varepsilon)$, which corresponds to the GS of the linear system, as a value at which the determinant of the linearized version of Eqs. (37) and (38) for a and c vanishes:

$$(\mu_0)_{\text{VA}} = \frac{5}{2}\pi^2 + 2\varepsilon - 2\sqrt{\pi^4 + \varepsilon^2} \quad (39)$$

[recall that Eq. (12) for $\mu(\varepsilon)$ cannot be solved exactly, except for concluding that μ_0 is a monotonously growing function of ε confined to interval $\pi^2/2 \leq \mu_0 < 2\pi^2$, see Eqs. (13) and (20)]. In particular, the approximate GS energy, produced by Eq. (39), satisfies the constraint $\mu_0 < 2\pi^2$ at $\varepsilon < (15/8)\pi^2 \approx 18.5$. This approximate result is compared to its numerical counterpart in Fig. 3. As said above, the discrepancy at large ε is explained by the fact that ansatz (29) does not take into regard the jump of the derivative at $x = 0$. The predictions of the VA are further compared with numerical findings in the next section.

III. NUMERICAL RESULTS

Numerical solutions of Eqs. (3) and (7) were obtained replacing the ideal δ -function by its regularized version,

$$\tilde{\delta}(x) = \frac{1}{\sqrt{\pi\xi}} \exp\left(-\frac{x^2}{\xi^2}\right), \quad (40)$$

with width $\xi \ll 1$ (the results are presented below for $\xi = 0.05$; at still smaller values of the regularization width, such as $\xi = 0.01$, the findings are essentially the same). Solutions of the stationary equation (7) were produced by

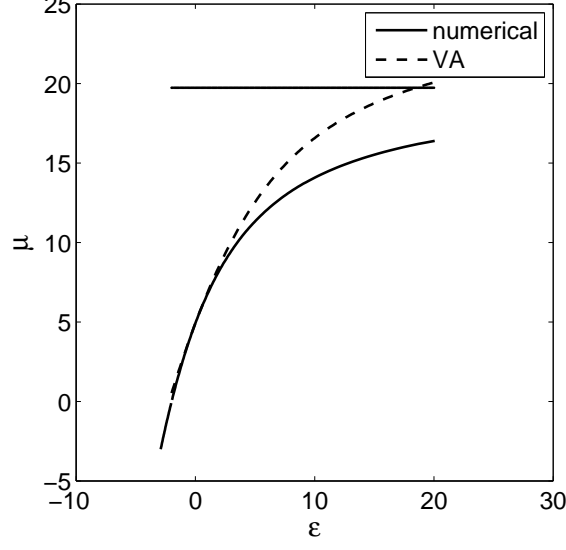


FIG. 3. The eigenvalue for the energy of the GS (ground state) in the linear version of Eq. (7) ($g = 0$) versus the strength of the splitting barrier, ε , as obtained from the numerical solution of Eq. (12), and as predicted by the VA in the form of Eq. (39). The horizontal line shows the constraint imposed by Eq. (13).

means of the Newton's method, with mesh size $\Delta x = 1/1025$. Direct simulations of the evolution governed by Eq. (3) were performed by dint of the standard split-step algorithm, with time step $\Delta t = 0.001$.

The stability of the stationary modes was explored through a numerical solution of the GPE linearized for small perturbations around the stationary mode. For this purpose, the perturbed version of stationary solutions (6) is taken in the usual form:

$$\psi(x, t) = e^{-i\mu t} \left\{ \phi(x) + \eta \left[e^{-i\lambda t} u(x) + e^{i\lambda^* t} v^*(x) \right] \right\}, \quad (41)$$

where η is an infinitesimal amplitude of the perturbations, $u(x)$ and $v(x)$ represent an eigenmode, and λ is the corresponding (generally, complex) perturbation eigenfrequency, the stability condition being $\text{Im}\{\lambda\} = 0$ for all λ . The substitution of expression (41) in Eqs. (3) and (4) and the subsequent linearization gives rise to the eigenvalue problem for λ , based on the following equations:

$$\begin{aligned} (\mu + \lambda) u + \frac{1}{2} u'' + g\phi^2(x) (2u + v) &= \varepsilon \delta(x) u, \\ (\mu - \lambda) v + \frac{1}{2} v'' + g\phi^2(x) (2v + u) &= \varepsilon \delta(x) v, \\ u\left(x = \pm \frac{1}{2}\right) &= v\left(x = \pm \frac{1}{2}\right) = 0, \end{aligned} \quad (42)$$

with the prime standing for d/dx . Equations (42) were solved numerically [with $g = 1$ and $\delta(x)$ replaced by $\tilde{\delta}(x)$, as per Eq. (40)] by means of the finite-difference method. Predictions for (in)stability of stationary modes, produced by the linearized GPE, were verified by means of direct simulations of their perturbed evolution in the framework of full equation (3).

A. Symmetric and asymmetric modes and the SSB at moderate values of ε

For ε which is not too small, both the numerical solution of the VA equations (34) and (35), and the numerical solution of the stationary GPE (7) give rise to a characteristic picture of the *supercritical bifurcation* [8], which is displayed in Fig. 4(a), showing the asymmetry, defined as per Eqs. (9) and (10), versus the total norm. In a broad range of values of ε (provided that it is not too small, see below), this diagram, as predicted by the VA through Eq. (31), is virtually identical to its numerical counterpart.

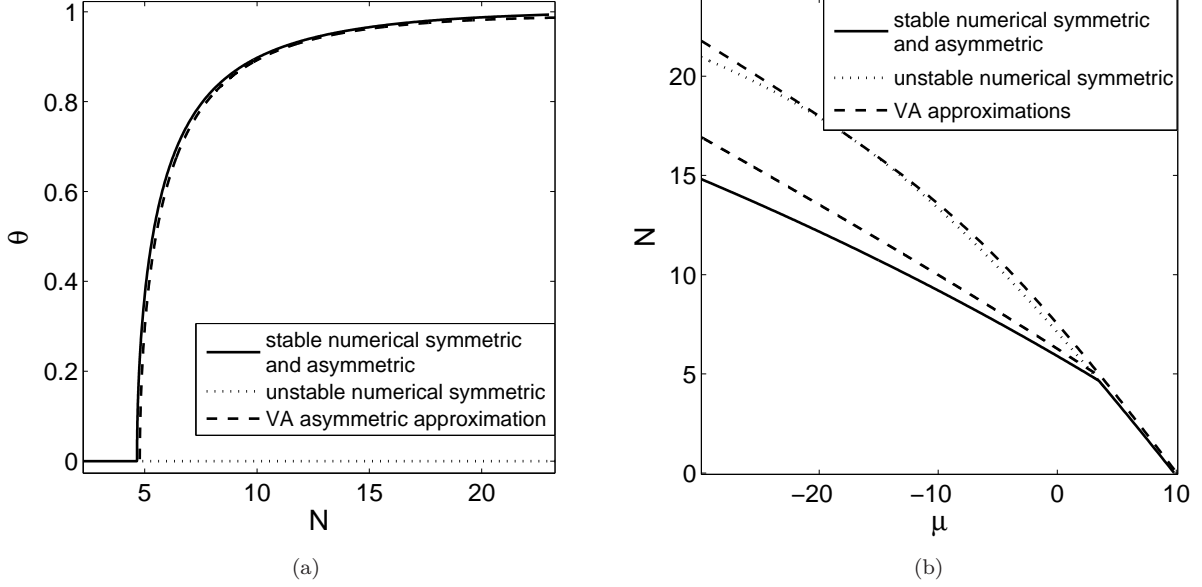


FIG. 4. (a) The asymmetry of the stationary solutions, defined as per Eqs. (9) and (10), as a function of the total norm, at $\varepsilon = 3$. For the VA solution, the asymmetry is calculated through Eq. (31). (b) The dependence between the total norm and energy eigenvalue for the same solutions.

The solution of the VA equations (34) and (35) also predicts $N(\mu)$ dependences for the symmetric and asymmetric solutions, which are displayed and compared to their GPE-produced counterparts in Fig. 4(a). It is seen that the discrepancy is larger than in the bifurcation diagram in Fig. 4(a), but, still, the VA provides reasonable accuracy.

As concerns particular profiles of the symmetric and asymmetric modes, produced by the VA and numerical solution of Eq. (7), typical examples, displayed in Fig. 5, demonstrate reasonable agreement between both. The remaining discrepancies between the variational and numerical profiles can be further reduced if more spatial harmonics are added to ansatz (29), at the cost of making the VA equations (34) and (35) more cumbersome.

Another conclusion following from Fig. 4(b) is that the branches of the $N(\mu)$ dependence satisfy the Vakhitov-Kolokolov criterion, $dN/d\mu < 0$, which is a necessary (but not sufficient) condition for stability of localized modes supported by any self-attractive nonlinearity [31], [9, 32]. As concerns the full stability, it was checked, as mentioned above, by means of the numerical solution of the eigenvalue problem based on Eq. (42), and by direct simulations of Eq. (3) as well, the conclusion being typical for the supercritical bifurcation [7, 8]: the symmetric mode at $N < N_{\text{bif}}$ and the asymmetric ones at $N > N_{\text{bif}}$ are stable, while the symmetric branch is unstable at $N > N_{\text{bif}}$, when it coexists with the asymmetric counterparts.

The instability of the symmetric branch at $N > N_{\text{bif}}$ is characterized, in Fig. 6, by the dependence of the respective growth rate, $\text{Im}(\lambda)$ [see Eq. (41)], on N . A typical example of the evolution of unstable symmetric modes is displayed in Fig. 7, which clearly shows a trend to conversion of this unstable mode into its stable asymmetric counterpart, with the same norm.

B. The SSB at small ε

The situation is different at smaller values of strength ε of the splitting barrier. Namely, the direct numerical solution demonstrates that the SSB bifurcation keeps its supercritical character, while the VA predicts a drastic change of the bifurcation diagram: detachment of the asymmetric branch from the symmetric one, at $\varepsilon < \varepsilon_{\text{cr}}^{(\text{VA})} \approx 1.50$, as shown in Fig. 8 for $\varepsilon = 1$. In fact, the comparison of Figs. 8(a) and (b) demonstrates that the top branch of the $\theta(N)$ dependence is correctly predicted by the VA, while the bottom branch, which formally demonstrates the detachment of the asymmetric modes from the symmetric ones, is an artifact.

The partly wrong shape of the bifurcation diagram predicted by the VA in the case of $\varepsilon < \varepsilon_{\text{cr}}^{(\text{VA})}$ is explained by the inadequacy of ansatz (29) in this case. Indeed, the comparison of typical shapes of the asymmetric solutions produced by the VA with their numerically generated counterpart, shown in Fig. 9, demonstrates that the variational ansatz

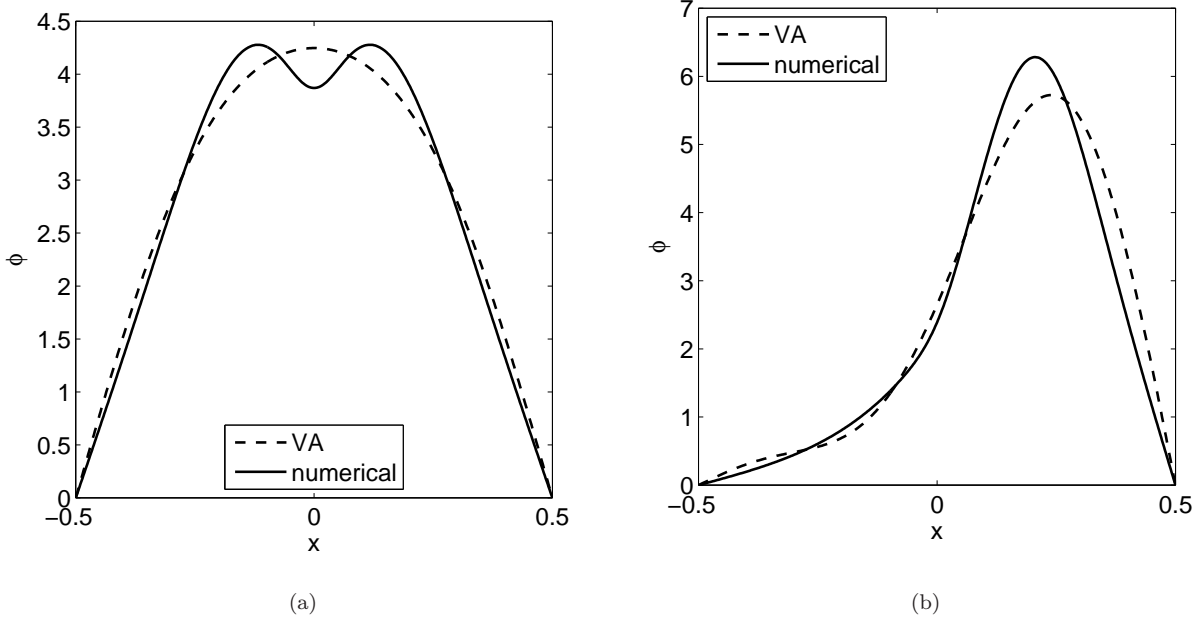


FIG. 5. Typical examples of unstable symmetric (a) and stable asymmetric (b) modes, produced by both the VA and numerical solution of Eq. (7) for $\varepsilon = 3$ and $N = 10$. In panel (a), the respective energy eigenvalues are $\mu_{VA} = -3.53$ and $\mu_{num} = -4.39$. In panel (b), they are $\mu_{VA} = -10.04$ and $\mu_{num} = -12.90$.

predicts the solutions belonging to the top branch of the bifurcation diagram [see Fig. 8(a)] in a qualitatively correct form, while the solutions belonging to the bottom branch have no numerically found counterparts, being an artifact of the VA. On the other hand, it is relevant to stress that the other analytical approximation, based on soliton ansatz (22), (24), correctly demonstrates that the supercritical SSB bifurcation occurs at small ε too.

C. Excited modes

As said above, the shape of the first (spatially antisymmetric, alias odd) excited mode in the model based on Eq. (1), with the ideal δ -functional splitting barrier, is not affected by the barrier. However, stability of the antisymmetric mode against antisymmetry-breaking perturbations may be altered in the presence of the barrier. We have addressed this issue by means of the numerical analysis, replacing the ideal δ -function by its regularized counterpart (40).

As shown in Fig. 10, it was found that the odd modes are stable if their norm is small enough, and become unstable when N exceeds a certain critical value; however, the instability is oscillatory, not being related to any antisymmetry-breaking bifurcation. Examples of stable and unstable odd modes are displayed in Fig. 11, with a typical scenario of the evolution of an unstable one presented in Fig. 12. It is observed that unstable odd modes tend to spontaneously transform themselves into stable asymmetric modes existing at the same value of N .

Results of the systematic analysis of the odd modes are collected in Fig. 13, which shows their instability threshold (in terms of the norm) versus ε . It is seen that the stability interval of the odd modes is smallest ($N < N_{cr} \approx 5.12$) in the absence of the splitting barrier, i.e., at $\varepsilon = 0$. The increase of ε leads to expansion of the stability range, which may be explained by dint of the following argument. In the case when both ε and N are large, the odd mode may be considered as a superposition of two narrow half-solitons (22), with norms $N \rightarrow N/2$, opposite signs, and centers located at opposite points, $\pm\xi$. Because the energy of the free soliton, determined by Eq. (5), is $-(1/3)(N/2)^3$, the instability of the odd state against the merger of the two half-solitons into a single one with norm N , placed in either half-box (i.e., the instability against the breaking of the antisymmetry), is driven by the respective energy difference, $\Delta E = N^3/4$. On the other hand, Eq. (26) suggests that, to pass the separating hurdle on the way to the merger, a half-soliton must overcome an energy barrier of height $U_{\text{barrier}} \sim \varepsilon N^2$. Thus, the value of the norm at the instability threshold may be estimated, from condition $\Delta E \sim U_{\text{barrier}}$, as $N_{cr} \sim \varepsilon$. Eventually, in the limit of $\varepsilon \rightarrow \infty$, the infinitely tall barrier splits the potential box into two isolated ones, each lobe of the odd mode carrying over into a stable GS (ground state) of the half-box, which implies that $N_{cr}(\varepsilon) \rightarrow \infty$ at $\varepsilon \rightarrow \infty$.

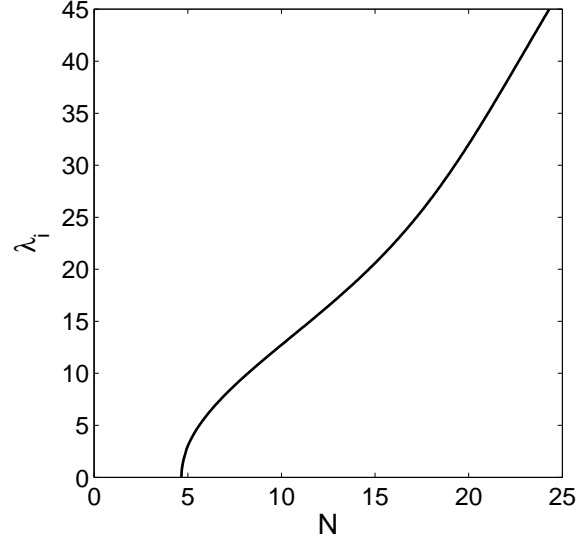


FIG. 6. The instability growth rate, $\lambda_i \equiv \text{Im}(\lambda)$, of small perturbations added to the unstable symmetric mode at $\varepsilon = 3$ and $N > N_{\text{bif}}$, see Eq. (41). The growth rate was found as a numerical solution of Eq. (42). The instability sets in at exactly the same bifurcation point at which the SSB starts in Fig. 4(a).

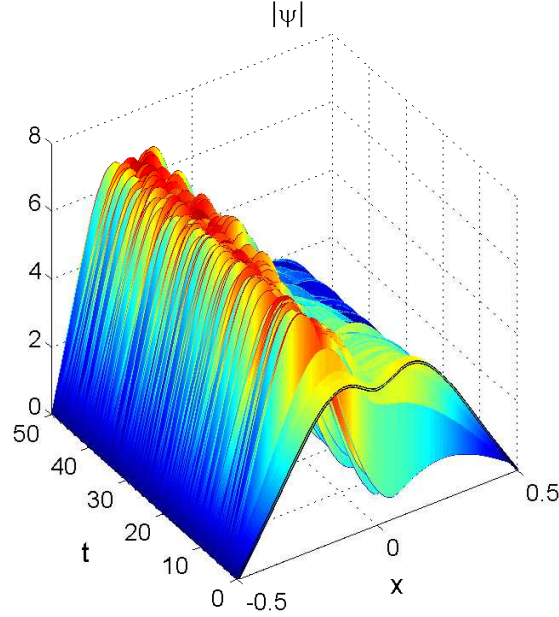


FIG. 7. A typical example of the spontaneous conversion of a perturbed unstable symmetric mode into a stable asymmetric one, at $\varepsilon = 3$, $\mu = 3$, and $N = 10.39$.

Because the odd modes are stable at sufficiently small values of N , it makes sense to compare their stability region with that of their symmetric and asymmetric counterparts. Figure 14(a) presents the comparison for $\varepsilon = 3$. Further, to identify the system's GS, Fig. 14(b) displays the comparison of their Hamiltonian values as functions of the norm. The Hamiltonian is calculated according to Eq. (5), in which the last term is replaced as per Eq. (40):

$$\varepsilon |\psi(x=0)|^2 \rightarrow \varepsilon \int_{-1/2}^{+1/2} \tilde{\delta}(x) |\psi(x)|^2 dx. \quad (43)$$

It is clearly seen that the odd mode is always an excited state, whose Hamiltonian exceeds that of the coexisting (for

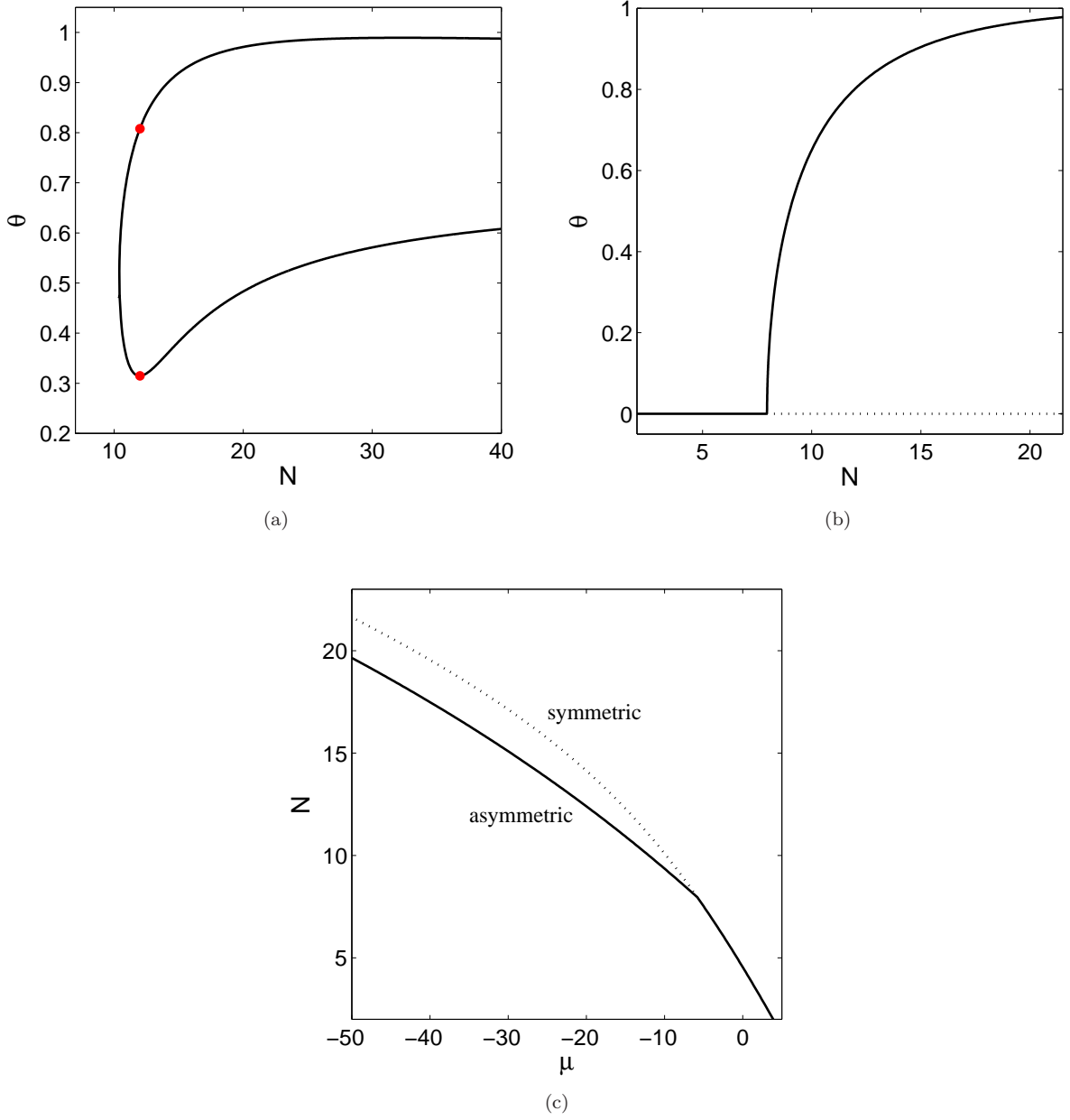


FIG. 8. (a) The bifurcation diagram shown by means of the $\Theta(N)$ dependence, as predicted by the VA at $\varepsilon = 1$. Red dots denote two asymmetric solutions for $N = 12$, shown in Fig. 9. (b) The counterpart of the bifurcation diagram from panel (a), as produced by the numerical solution of Eq. (7). (c) Numerically generated $N(\mu)$ dependences corresponding to panel (b).

the same N) stable symmetric or asymmetric mode. Thus, the symmetric state, when it is stable, and the asymmetric one, when it exists, represent the GS.

Lastly, we have also carried out a brief analysis for the second excited state, i.e., the first even state existing above the GS. As well as the GS, this mode undergoes the SSB, which gives rise, above the respective bifurcation point, to coexisting symmetric and asymmetric versions of the second excited state, see a typical example in Figs. 14(a,b). However, a drastic difference from the GS is that not only the formally existing symmetric mode, but also the coexisting asymmetric one, produced by the SSB, is unstable, as shown in Figs. 14(c). As a result of its evolution, the unstable asymmetric second-order state spontaneously evolves towards a stable asymmetric GS which exists at the same norm.

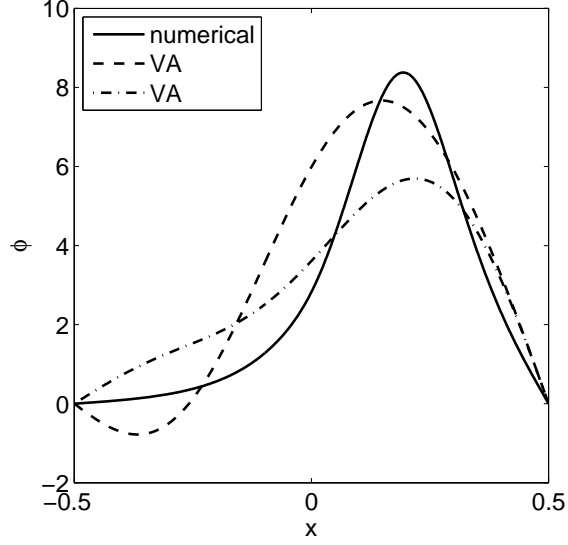


FIG. 9. Dashed and dashed-dotted profiles represent the VA-predicted asymmetric solutions corresponding, respectively, to the top and bottom red dots in Fig. 8(a), obtained at $\varepsilon = 1$ and $N = 12$. The continuous profile depicts the solution obtained from the numerical solution of Eq. (7) with the same parameters. The values of the energy eigenvalue pertaining to the dashed, dashed-dotted, and continuous profiles are $\mu = -24.7$, -20.7 , and -32.0 , respectively.

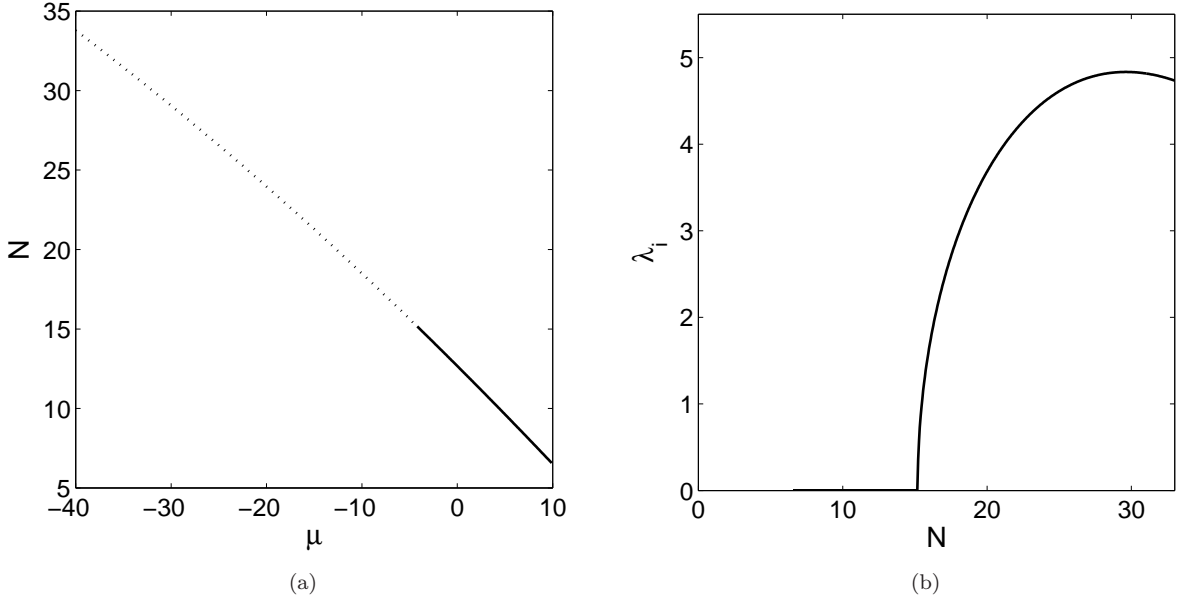


FIG. 10. (a) The numerically generated $N(\mu)$ dependence for the family of odd (antisymmetric) modes at $\varepsilon = 3$. Stable and unstable subfamilies are represented by the continuous and dotted segments, respectively. (b) The instability growth rate [see Eq. (41)] for the unstable portion of the family versus N .

IV. CONCLUSION

The objective of this work is to carry out the systematic analysis of the basic one-dimensional model which is capable to grasp the SSB (spontaneous symmetry breaking) phenomenology. The model, which may be realized in BEC and nonlinear optics alike, is built as the infinitely deep potential box, which is split into two wells by a narrow (delta-functional) barrier set at the center. The barrier's strength, ε , is the single free parameter in the scaled version

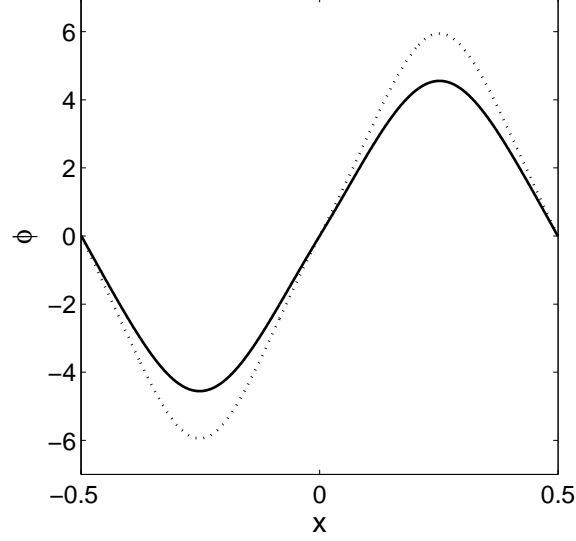


FIG. 11. Examples of stable and unstable (shown by the continuous and dotted lines, respectively) odd modes, for $\varepsilon = 3$. The respective values of the norm and energy eigenvalue are $N = 9.63$, $\mu = +5$ and $N = 15.63$, $\mu = -5$.

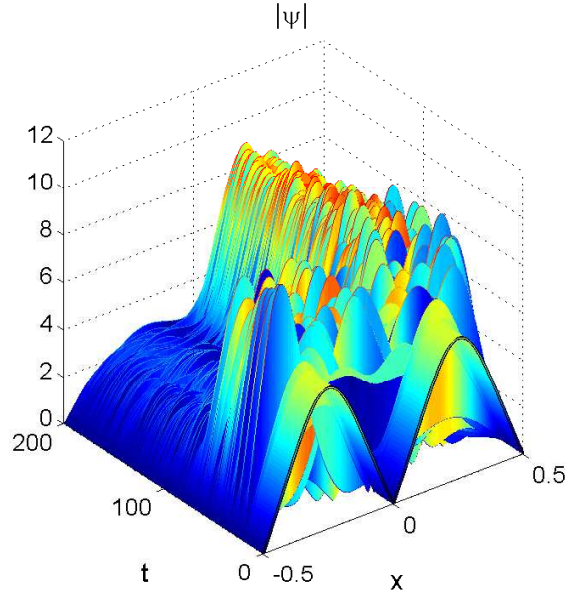


FIG. 12. (Color online) An example of the spontaneous evolution of an unstable odd mode, shown by the dotted line in Fig. 11 (for $\varepsilon = 3$, $N = 15.63$, $\mu = -5$), towards a stable asymmetric state.

of the model. The SSB is predicted in it by means of two analytical approximations, which are valid in two limit cases, *viz.*, for strong or weak splitting of the potential box by the central barrier. Another semi-analytical approach, based on the VA (variational approximation), has been developed in the generic case. Predictions of the analytical approximations have been verified by means of comparison with systematically generated numerical results. It is inferred that the system always gives rise to the supercritical SSB bifurcation of the GS (ground state). The VA accurately predicts this finding at moderate values of ε , but fails to do it at small ε , due to the limited applicability of the underlying *ansatz*. However, the other analytical approximation for small ε , which is based on the soliton *ansatz*, correctly describes that case. In addition to the GS, the stability of the first and second excited states was investigated too. The former one (a spatially odd mode) is destabilized at a critical value of the norm. The

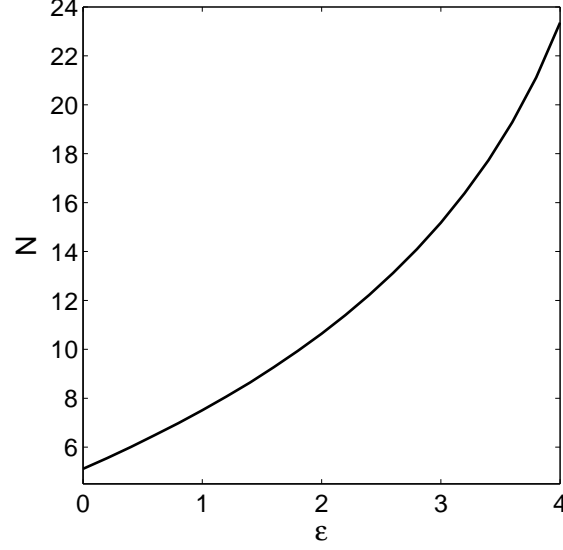


FIG. 13. Antisymmetric (odd) modes, which are the lowest excited states, are stable in the region below the boundary shown here in the plane of (ε, N) .

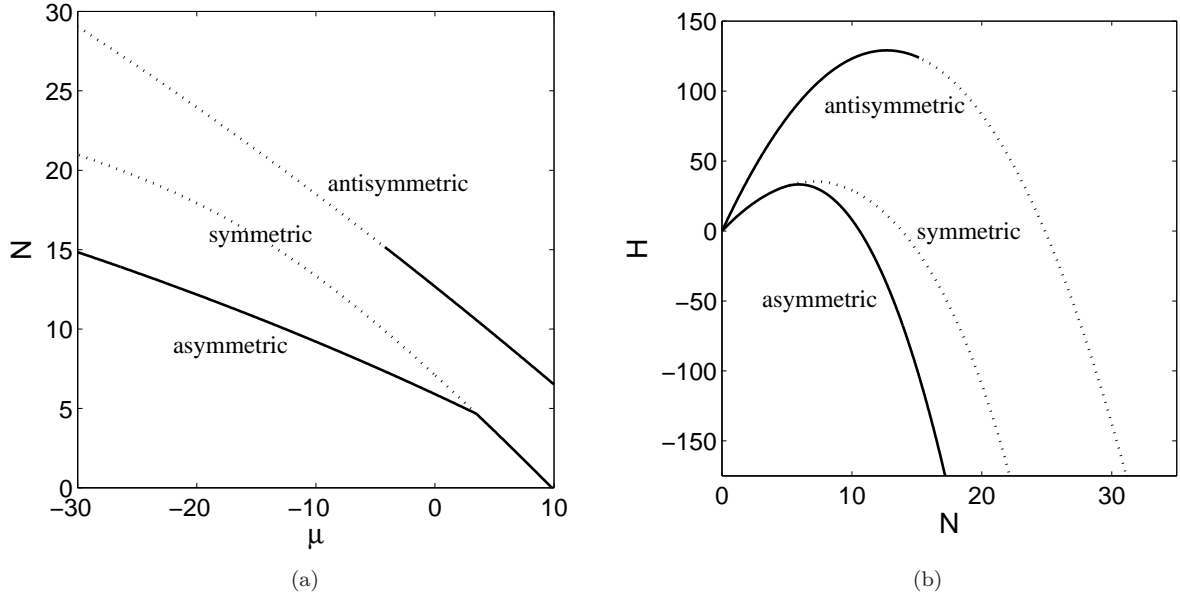


FIG. 14. (a) The juxtaposed $N(\mu)$ dependences for the symmetric (even), antisymmetric (odd), and asymmetric modes at $\varepsilon = 3$. (b) The Hamiltonian versus the norm for the same modes, calculated as per Eqs. (5) and (43). In both panels, continuous and dotted segments represent stable and unstable solutions, respectively.

second-order excited state, as well as the GS, features the SSB bifurcation, but, unlike the GS, the asymmetric mode produced by this bifurcation is unstable. In direct simulations, all unstable modes tend to rearrange themselves into the symmetry-broken GS with the same norm.

As an extension of the work, it may be interesting to consider its two-dimensional version, for a square-shaped infinitely deep potential box, split by appropriate inner barriers, a new factor appearing in two dimensions being a possibility of the collapse of the trapped modes. The analysis of a two-component version of the system may be relevant too.

This work was supported, in part, by the joint program in physics between the National Science Foundation (US)

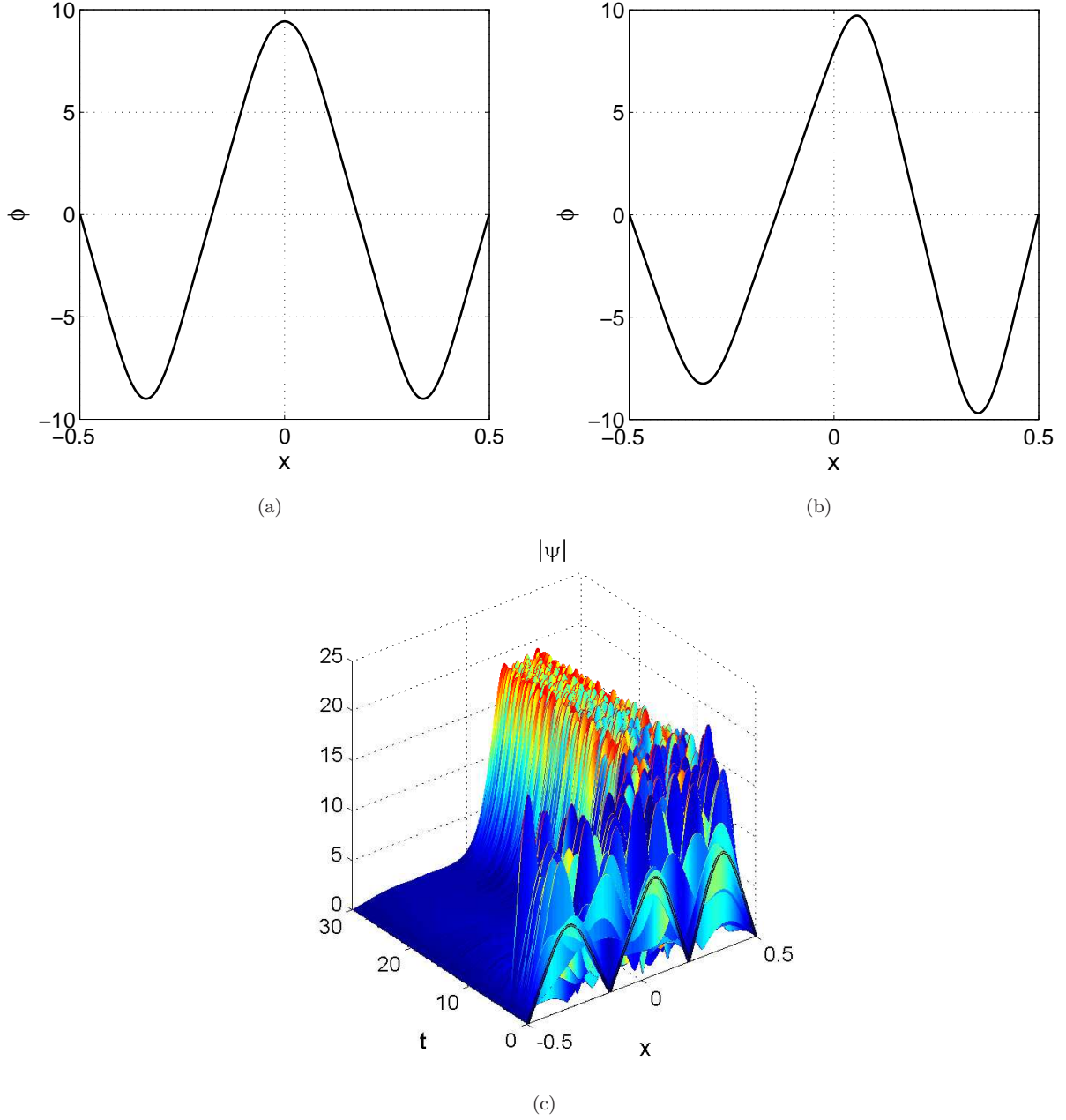


FIG. 15. Numerically found second excited states, as solutions of Eq. (7), for $\varepsilon = 3$ and $\mu = -10$: (a) a symmetric one, with norm $N = 38.13$; (b) an asymmetric mode, with $N = 37.39$. (c) Numerically simulated evolution of the unstable asymmetric mode from (b).

and Binational Science Foundation (US-Israel), through grant No. 2015616.

-
- [1] D. Landau and E. M. Lifshitz, *Quantum Mechanics* (Moscow: Nauka Publishers, 1974).
 - [2] A. W. Snyder and J. Love, *Optical Waveguide Theory* (Kluwer Academic Publishers: Boston, 1983).
 - [3] R. Englman, *The Jahn-Teller Effect in Molecules and Crystals* (Wiley-Interscience: London, 1972).
 - [4] S. Giorgini, L. P. Pitaevskii, and S. Stringari, Rev. Mod. Phys. **80**, 1215 (2008); H. T. C. Stoof, K. B. Gubbels, and D. B. M. Dickersheid, *Ultracold Quantum Fields* (Springer: Dordrecht, 2009).

- [5] A. E. Muryshev, G. V. Shlyapnikov, W. Ertmer, K. Sengstock, and M. Lewenstein, “Dynamics of dark solitons in elongated Bose-Einstein condensates”, *Phys. Rev. Lett.* **89**, 110401 (2002); L. Salasnich, A. Parola, and L. Reatto, “Effective wave equations for the dynamics of cigar-shaped and disk-shaped Bose condensates”, *Phys. Rev. A* **65**, 043614 (2002).
- [6] Y. S. Kivshar and G. P. Agrawal, *Optical Solitons: From Fibers to Photonic Crystals* (Academic Press: San Diego, 2003).
- [7] *Spontaneous Symmetry Breaking, Self-Trapping, and Josephson Oscillations*, Editor: B. A. Malomed (Springer-Verlag: Berlin and Heidelberg, 2013).
- [8] G. Iooss and D. D. Joseph, *Elementary Stability Bifurcation Theory* (Springer-Verlag: New York, 1980).
- [9] E. A. Kuznetsov and F. Dias, “Bifurcations of solitons and their stability”, *Phys. Rep.* **507**, 43-105 (2011).
- [10] E. B. Davies, “Symmetry breaking in a non-linear Schrödinger equation”, *Commun. Math. Phys.* **64**, 191-210 (1979); J. C. Eilbeck, P. S. Lomdahl, and A. C. Scott, “The discrete self-trapping equation”, *Physica D* **16**, 318-338 (1985); A. W. Snyder, D. J. Mitchell, L. Poladian, D. R. Rowland, and Y. Chen, “Physics of nonlinear fiber couplers”, *J. Opt. Soc. Am. B* **8**, 2101-2118 (1991).
- [11] G. L. Alfimov, P. G. Kevrekidis, V. V. Konotop, and M. Salerno, “Wannier functions analysis of the nonlinear Schrödinger equation with a periodic potential”, *Phys. Rev. E* **66**, 046608 (2002).
- [12] P. G. Kevrekidis, Z. Chen, B. A. Malomed, D. J. Frantzeskakis, and M. I. Weinstein, “Spontaneous symmetry breaking in photonic lattices: Theory and experiment”, *Phys. Lett. A* **340**, 275-280 (2005).
- [13] T. Heil, I. Fischer, W. Elsässer, J. Mulet, and C. R. Mirasso, “Chaos synchronization and spontaneous symmetry-breaking in symmetrically delay-coupled semiconductor lasers”, *Phys. Rev. Lett.* **86**, 795-798 (2001).
- [14] P. Hamel, S. Haddadi, F. Raineri, P. Monnier, G. Beaudoin, I. Sagnes, A. Levenson, and A. M. Yacomotti, “Spontaneous mirror-symmetry breaking in coupled photonic-crystal nanolasers”, *Nature Phot.* **9**, 311-315 (2015); M. Marconi, J. Javaloyes, F. Raineri, A. Levenson, and A. M. Yacomotti, “Stimulated scattering in strongly coupled nanolasers induced by Rabi oscillations”, arXiv:1607.06753.
- [15] M. Liu, D. A. Powell, I. V. Shadrivov, M. Lapine, and Y. S. Kivshar, “Spontaneous chiral symmetry breaking in metamaterials”, *Nature Comm.* **5**, 4441 (2014).
- [16] G. J. Milburn, J. Corney, E. M. Wright, and D. F. Walls, “Quantum dynamics of an atomic Bose-Einstein condensate in a double-well potential”, *Phys. Rev. A* **55**, 4318-4324 (1997).
- [17] A. Smerzi, S. Fantoni, S. Giovanazzi, and S. R. Shenoy, “Quantum coherent atomic tunneling between two trapped Bose-Einstein condensates”, *Phys. Rev. Lett.* **79**, 4950-4953 (1997).
- [18] M. Albiez, R. Gati, J. Fölling, S. Hunsmann, M. Cristiani, and M. K. Oberthaler, “Direct observation of tunneling and nonlinear self-trapping in a single bosonic Josephson junction”, *Phys. Rev. Lett.* **95**, 010402 (2005).
- [19] G. Schön and A. D. Zaikin, “Quantum coherent effects, phase transitions, and the dissipative dynamics of ultra small tunnel junctions”, *Phys. Rep.* **198**, 237-412 (1990).
- [20] A. V. Ustinov, “Solitons in Josephson junctions”, *Physica D* **123**, 315-329 (1998).
- [21] S. Raghavan, A. Smerzi, S. Fantoni, and S. R. Shenoy, “Coherent oscillations between two weakly coupled Bose-Einstein condensates: Josephson effects, π oscillations, and macroscopic quantum self-trapping”, *Phys. Rev. A* **59**, 620-633 (1999).
- [22] H. E. Nistazakis, B. A. Malomed, P. G. Kevrekidis, and D. J. Frantzeskakis, “Control of the symmetry breaking in double-well potentials by the resonant nonlinearity management”, *Chaos* **21**, 013114 (2011).
- [23] K. B. Zegadlo, N. Dror, M. Trippenbach, M. A. Karpierz, and B. A. Malomed, “Spontaneous symmetry breaking of self-trapped and leaky modes in quasi-double-well potentials”, *Phys. Rev. A* **93**, 023644 (2016).
- [24] E. Ott, *Chaos in Dynamical Systems* (Cambridge University Press: Cambridge, 1993).
- [25] B. A. Malomed, “Symmetry breaking in laser cavities”, *Nature Phot.* **9**, 287-289 (2015).
- [26] B. A. Malomed, “Spontaneous symmetry breaking in nonlinear systems: An overview and a simple model”, in: *Nonlinear Dynamics: Materials, Theory and Experiments* (Springer Proceedings in Physics, vol. 173, 2016), ed. by M. Tlidi and M. Clerc, pp. 97-112.
- [27] J. Hukriede, D. Runde, and D. Kip, “Fabrication and application of holographic Bragg gratings in lithium niobate channel waveguides”, *J. Phys. D* **36**, R1 (2003).
- [28] V. I. Karpman and V. V. Solov’ev, “A perturbation approach to the 2-soliton systems”, *Physica D* **3**, 487-502 (1981); J. P. Gordon, “Interaction forces among solitons in optical fibers”, *Opt. Lett.* **8**, 596-598 (1983); F. M. Mitschke and L. F. Mollenauer, “Experimental observation of interaction forces between solitons in optical fibers”, *Opt. Lett.* **12**, 355-357 (1987).
- [29] Y. S. Kivshar and B. A. Malomed, “Dynamics of solitons in nearly integrable systems”, *Rev. Mod. Phys.* **61**, 763-915 (1989).
- [30] B. A. Malomed, “Variational methods in nonlinear fiber optics and related fields”, *Progr. Optics* **43**, 71-193 (2002).
- [31] M. Vakhitov and A. Kolokolov, “Stationary solutions of the wave equation in a medium with nonlinearity saturation”, *Radiophys. Quantum Electron.* **16**, 783 (1973).
- [32] L. Bergé, “Wave collapse in physics: Principles and applications to light and plasma waves”, *Phys. Rep.* **303**, 259 (1998).