

Anderson transition of cold atoms with synthetic spin-orbit coupling in two-dimensional speckle potentials

Giuliano Orso¹

¹*Université Paris Diderot, Sorbonne Paris Cité, Laboratoire Matériaux et Phénomènes Quantiques, UMR 7162, 75013 Paris, France*

We investigate the metal-insulator transition occurring in two dimensional (2D) systems of noninteracting atoms in the presence of artificial spin-orbit interactions and a spatially correlated disorder generated by laser speckles. Based on a high order discretization scheme, we calculate the precise position of the mobility edge and verify that the transition belongs to the symplectic universality class. We show that the mobility edge depends strongly on the mixing angle between Rashba and Dresselhaus spin-orbit couplings. For equal couplings a non-power-law divergence is found, signaling the crossing to the orthogonal class, where such a 2D transition is forbidden.

PACS numbers: 03.75.-b, 05.30.Rt, 64.70.Tg, 05.60.Gg

Anderson localization (AL) [1], namely the absence of diffusion of a coherent wave in a disordered medium due to the interference between multiple-scattering paths, is a general phenomenon observed for several kinds of waves, including light waves in diffusive media [2, 3] or photonic crystals [4, 5], ultrasound [6], microwaves [7] and atomic matter waves [8–10], the latter describing the behavior of atoms in the low-temperature quantum regime.

Since AL finds its origin on interference effects, the space dimension as well as the symmetries of the model play a crucial role [11]. When both spin-rotational and time-reversal symmetries are preserved, the system belongs to the *orthogonal* universality class. While AL is the generic scenario in one and two dimensions, in higher dimensions an Anderson phase transition occurs at a critical value of the energy $E = E_c$, called the mobility edge, separating localized states at lower energy from diffusive states at higher energy.

The inclusion of spin-orbit coupling (SOC) breaks SU(2) invariance and drives the system towards the *symplectic* universality class. The spin of the particle rotates as the latter moves around a closed loop and the direct and the time-reversed paths (on average) interfere destructively rather than constructively, favoring diffusion rather than localization [12]. This spin-interference effect, called (weak) antilocalization, has already been observed for 2D electron gases in semiconductor quantum wells or at the surface of topological insulators. A distinctive feature of the symplectic class is the occurrence of a 2D Anderson transition [13–15] for strong SOC, but its experimental evidence is still lacking.

Ultracold atoms are natural candidates to fill the gap. Effects from atom-atom interaction can be reduced via Feshbach resonances and a tunable random potential can be generated from laser speckles [16]. Thus far experiments have focused on the orthogonal class. Recent achievements include the observation [17] of coherent backscattering in 2D systems and the study [18–20] of the mobility edge for the 3D Anderson transition. From the theoretical front, accurate numerical calculations [21–

24] for E_c have appeared going beyond approximate estimates [25–27]. Atomic gases have also been employed to realize experimentally the quantum kicked rotor model and study AL in momentum space. This setup has allowed a detailed investigation [28, 29] of the 3D Anderson transition and the observation of 2D AL [30]. Parallel to these developments, significant experimental and theoretical progress has been made to create and control artificial SOC for cold atoms with the aim of exploring topological phases of quantum matter (for a review, see [31, 32]). Very recently, a synthetic SOC with *tunable* Rashba [33] and Dresselhaus [34] terms has been experimentally realized [35] in 2D atomic gases, opening a new avenue to explore Anderson transitions in the symplectic class.

In this Letter we investigate the 2D Anderson transition in atomic gases with artificial SOC and subject to a laser speckle potential. We calculate numerically the precise position of the mobility edge, taking into full account the potential distribution and the spatial correlations of the disorder. In particular: (i) we identify a regime where E_c depends linearly on the disorder amplitude, with a slope decreasing and changing sign as the SOC increases (Fig.2); (ii) we show that the interference between Rashba and Dresselhaus SOC leads to a strong dependence of E_c on the mixing angle with a non-power-law divergence as the two magnitudes coincide (Fig.3). Hence, by tuning the SOC one can induce an interesting crossover between symplectic and orthogonal universality classes.

Previous theoretical studies of atomic gases in the presence of both disorder and SOC have addressed AL in 1D quasiperiodic lattices [36], the dynamics of a 1D Bose-Einstein condensate [37] and the competition between disorder and superfluidity in 2D Fermi gases [38].

The Hamiltonian of a spin-1/2 atom of mass m in the

presence of linear SOC is given by:

$$H = \left(\frac{\mathbf{k}^2}{2m} + V(\mathbf{r}) \right) \mathbb{1} + \lambda_R(k_y\sigma_x - k_x\sigma_y) + \lambda_D(k_y\sigma_x + k_x\sigma_y), \quad (1)$$

where $\mathbf{k} = -i\nabla$ is the momentum of the particle (we use the convention $\hbar = 1$) and $V(\mathbf{r})$ is the external speckle potential. Moreover $\mathbb{1}$ is the 2×2 identity matrix, σ_x, σ_y are the Pauli matrices and λ_R and λ_D correspond to the strengths of the Rashba and Dresselhaus couplings, respectively (for a discussion about realistic schemes to implement such a model with cold atoms see Ref. [39]). In the absence of disorder, a pure Rashba coupling yields split energy dispersions $E_{\mathbf{k}\pm} = k^2/2m \pm k\lambda_R$, with $k = |\mathbf{k}|$. The ground state occurs at $k = m\lambda_R$ with energy $-m\lambda_R^2/2$.

In the following we shall focus on blue-detuned speckles, as employed in recent experiments [18–20]. Their potential distribution follows the Rayleigh law [40, 41]:

$$P(V) = \frac{\Theta(V + V_0)}{V_0} \exp\left(-\frac{V + V_0}{V_0}\right) \quad (2)$$

where Θ is the Heaviside (unit step) function and V_0 is related to the variance by $\langle V^2 \rangle = V_0^2$. Notice that in Eq.(2) we have shifted the potential by its average value, without loss of generality.

We generate the speckle potential numerically by first computing the normalized electric field amplitude $\epsilon(\mathbf{r})$, whose real and imaginary parts are normally distributed random variables with zero mean and unit variance. This quantity is then convoluted with the point spread function $h(\mathbf{r})$ of the diffusive glass plate. Let us call $f(\mathbf{r})$ the modulus square of the result; that is, $f(\mathbf{r}) = |\int d\mathbf{r}' \epsilon(\mathbf{r}') h(\mathbf{r} - \mathbf{r}')|^2$. Then the disorder potential is given by $V(\mathbf{r}) = V_0(f(\mathbf{r})/f_{\text{av}} - 1)$, where $f_{\text{av}} = \int d\mathbf{r} f(\mathbf{r})/S$ is the spatial average of f , with S being the surface area.

The spatial correlation function of the 2D speckle pattern can be written as $\langle V(0)V(\mathbf{r}) \rangle = V_0^2 |h(\mathbf{r})/h(0)|^2$. For a circular aperture, the Fourier transform of the point spread function is an Airy disk, $\tilde{h}(\mathbf{k}) = \Theta(k_0 - |\mathbf{k}|)$, where $k_0 = \alpha k_L$, α being the aperture angle and k_L the wavevector of the laser beam. By using $\int_0^{2\pi} e^{-ikr \cos \theta} d\theta = 2\pi J_0(kr)$ and $\int_0^{k_0} J_0(kr) k dk = J_1(k_0 r) k_0 / r$, $J_n(x)$ being the Bessel function of order n , we obtain

$$\langle V(0)V(\mathbf{r}) \rangle = V_0^2 \frac{4J_1^2(r/\sigma)}{(r/\sigma)^2}, \quad (3)$$

where $\sigma = 1/k_0$ is the correlation length of the speckle pattern (see Supplemental Material [42]). In the following we measure all energies in units of the correlation energy $E_\sigma = 1/(m\sigma^2)$.

In order to calculate the precise position of the mobility edge, we discretize the stationary Schrodinger equation, $H\Psi = E\Psi$, on a grid by replacing first and second order

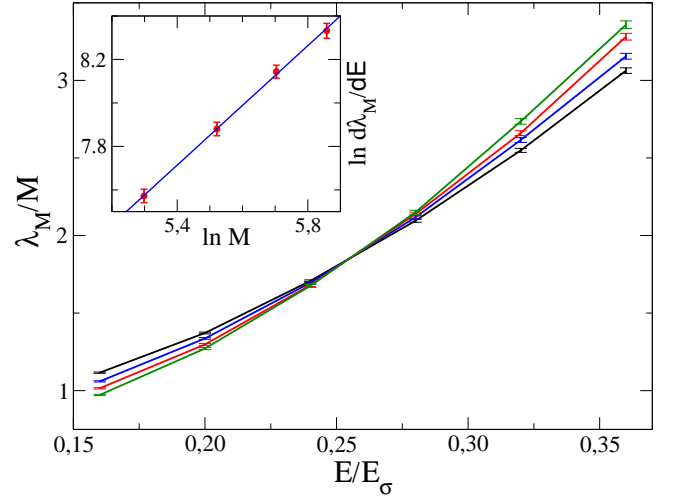


FIG. 1. (color online) Numerical calculation of the critical point of the 2D Anderson transition for cold atoms with synthetic Rashba SOC in a blue-detuned speckle. After discretization of the model on a strip-shaped grid of spacing Δ , height M and length $L \gg M$, we use the transfer-matrix method to calculate the localization length λ_M . The main panel shows the ratio λ_M/M as a function of energy calculated for increasing values of $M = 200$ (top curve on the left), 250, 300, 350 assuming $\Delta = 0.2\pi\sigma$. The crossing point corresponds to the mobility edge, $E = E_c \simeq 0.256E_\sigma$, with $E_\sigma = 1/(m\sigma^2)$, σ being the correlation length of the speckle; see Eq.(3). The Rashba strength is $m\lambda_R\sigma = 0.03$ and the disorder amplitude is $V_0 = E_\sigma$. The inset shows the evaluation of the critical exponent ν from the scaling behavior of $d\lambda_M/dE$.

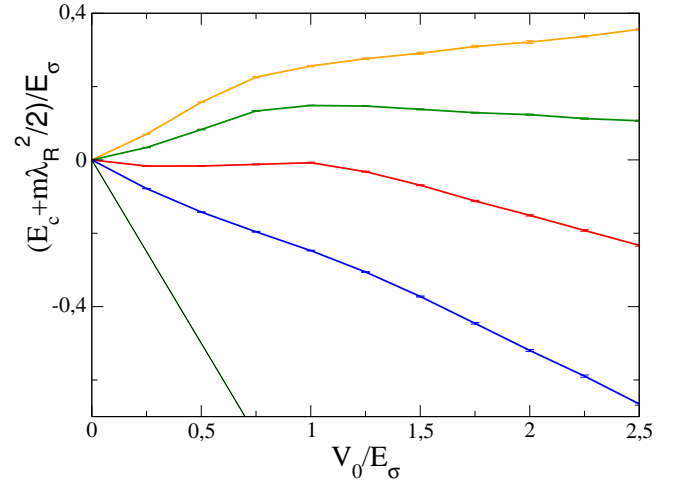


FIG. 2. (color online) Mobility edge E_c of the 2D Anderson transition separating low-energy localized states ($E < E_c$) from high-energy diffusive states ($E > E_c$), plotted as a function of the disorder amplitude V_0 and for increasing values of the Rashba spin-orbit coupling $\lambda_RM\sigma = 0.03$ (top curve), 0.1, 0.3 and 1.256, assuming $\lambda_D = 0$. The black line corresponds to the energy bottom $E = -V_0 - m\lambda_R^2/2$, below which no single particle state exists. Notice the linear behavior of E_c for $V_0/E_\sigma \gtrsim 1$.

derivates by finite differences. Here $\Psi = (\psi_\uparrow \psi_\downarrow)^t$ is the two-component spinor wave function and E is the energy of the particle. The simplest procedure, as employed in Ref.[21], is to use the second order central approximation: $\partial_x \psi_\sigma = (\psi_{i+1j\sigma} - \psi_{i-1j\sigma})/(2\Delta) + \mathcal{O}(\Delta^2)$ and $\partial_{xx} \psi_\sigma = (\psi_{i+1j\sigma} + \psi_{i-1j\sigma} - 2\psi_{ij\sigma})/\Delta^2 + \mathcal{O}(\Delta^2)$ (and analogously for the y variable). Here $\psi_{ij\sigma} \equiv \psi_\sigma(\mathbf{r} = \Delta i \mathbf{e}_x + \Delta j \mathbf{e}_y)$, \mathbf{e}_x and \mathbf{e}_y being the unitary vector along the x and y axes, respectively, and Δ the discretization step. This turned out to be unpractical for strong SOC, as it requires very fine grids to get converged results for the transmission amplitude, increasing significantly the computational effort (see Supplemental Material). For this reason, we have used the fourth order approximation: $\partial_x \psi_\sigma = (-\psi_{i+2j\sigma} + \psi_{i-2j\sigma} + 8\psi_{i+1j\sigma} - 8\psi_{i-1j\sigma})/(12\Delta) + \mathcal{O}(\Delta^4)$ and $\partial_{xx} \psi_\sigma = (-\psi_{i+2j\sigma} - \psi_{i-2j\sigma} + 16\psi_{i+1j\sigma} + 16\psi_{i-1j\sigma} - 30\psi_{ij\sigma})/(12\Delta^2) + \mathcal{O}(\Delta^4)$.

The retained scheme yields a generalized 2D Anderson model, where the coupling also extends to next-to-nearest neighboring sites. We consider a strip-shaped grid with L sites in the longitudinal direction and M sites in the transverse one, with $M \ll L$. We also impose periodic boundary condition in the transverse direction to reduce finite-size effects. In this quasi-1D geometry, the system is Anderson localized and we use the transfer matrix method [43] to accurately compute its transmission amplitude T . For large L , the latter decays exponentially as $T \propto \exp(-2L/\lambda_M)$, λ_M being the 1D localization length.

The critical point of the Anderson transition can be identified by calculating the ratio λ_M/M as a function of energy and for increasing values of M , as shown in Fig. 1 (main panel). Here we have considered a pure Rashba SOC with strength $\lambda_R m \sigma = 0.03$ and disorder amplitude $V_0 = E_\sigma$. The grid spacing is $\Delta = 0.2\pi\sigma$ and M varies between 200 and 350. Since the log of the total transmission is a self-averaging quantity, we have calculated it for grids of length $L = 50000$ using 336 different realizations of the disorder, and then averaging the obtained results. In this way the relative error in the 1D localization length is below 0.7%.

At low energy, in the localized regime, λ_M converges to the 2D localization length $\xi = \lim_{M \rightarrow \infty} \lambda_M$ as M becomes large, implying that the ratio λ_M/M decreases with M . In contrast, at high energy, in the metallic phase, λ_M/M increases with M , whereas at the critical point, the ratio takes a (finite) constant value, $\lim_{M \rightarrow +\infty} \lambda_M/M = \Lambda_c$. From the crossing point in Fig. 1, we find $E_c \simeq 0.256E_\sigma$ and $\Lambda_c \simeq 1.85$.

Next, we show that the 2D Anderson transition discussed here belongs to the symplectic class. According to the one parameter scaling theory, the ratio λ_M/M can be written in terms of a scaling function f as

$$\frac{\lambda_M(E)}{M} = f(u(\omega)M^{1/\nu}), \quad (4)$$

where u is a function of the reduced energy $\omega = (E -$

$E_c)/E_c$ and ν is the critical exponent. In Eq.(4) we have neglected possible contributions coming from irrelevant terms, since our values of M are relatively large and no sizable drift of the crossing point is observed in Fig. 1.

A first estimate of the critical exponent can be obtained by linearizing the functions f and u in the proximity of the mobility edge. By substituting $f(x) = a_0 + x$ and $u(\omega) = b_1\omega$ in Eq.(4), where a_0 and b_1 are unknown constants, and taking the derivative of both sides with respect to the energy, we obtain that at the critical point

$$\frac{d\lambda_M}{dE} = \frac{b_1}{E_c} M^{1+1/\nu}. \quad (5)$$

We calculate the derivative in Eq.(5) via central difference using our numerical data at $E = 0.24E_\sigma$ and $E = 0.28E_\sigma$, taking into account their statistical uncertainty. The result is then plotted in the inset of Fig. 1 as a function of M , using a log-log scale. By fitting the data with a straight line of slope $1 + 1/\nu$, we find $\nu = 2.69 \pm 0.21$, which is fully consistent with the best available [44, 45] estimate $\nu = 2.73 \pm 0.02$ for the 2D Anderson transition in the symplectic class obtained in lattice models with random SOC.

We can further improve the accuracy of our results by using the entire numerical data set. For this purpose, the functions u and f are Taylor expanded up to order m and n , respectively, yielding $u(\omega) = \sum_{j=1}^m b_j \omega^j$ and $f(x) = \sum_{k=0}^n a_k x^k$, with $a_1 = 1$. The total number of fitting parameters is then given by $2+m+n$. Following Ref. [46], we perform a nonlinear least squares fit of the data, to extract the best estimates for the fitting parameters and their error bars. With $n = m = 3$ we obtain $E_c/E_\sigma = 0.256 \pm 0.002$, $\nu = 2.67 \pm 0.14$ and $a_0 = \Lambda_c = 1.855 \pm 0.02$, corresponding to a reduced chi square $\chi_{\text{red}} = 0.32$. Similar results can be found using smaller values of m and n , by narrowing the fitting region around the mobility edge. Notice that, for fixed periodic boundary conditions and in the absence of discretization effects, Λ_c is also universal. Our result compares well with the value $\Lambda_c = 1.844 \pm 0.002$ obtained in Refs. [44, 45], suggesting that discretization effects are indeed rather small.

In Fig. 2 we show the calculated mobility edge as a function of V_0 for increasing values of λ_R , going from $m\lambda_R\sigma = 0.03$ (top curve) to $m\lambda_R\sigma = 1.256$ (the inclusion of the Dresselhaus term will be discussed later). For vanishing SOC and finite disorder strength all states are localized and $E_c \rightarrow +\infty$. We see in Fig. 2 that the mobility edge exhibits a kink around $V_0 \sim E_\sigma$ followed by an approximately linear behavior in the strong disorder regime, which is reminiscent of classical percolation. Remarkably, the slope depends on the value of the Rashba SOC, changing continuously from positive to negative values as λ_R increases. In contrast, for strong SOC, E_c always decreases as V_0 increases, a situation already encountered for atoms in blue-detuned 3D laser speckles [21, 22] without SOC.

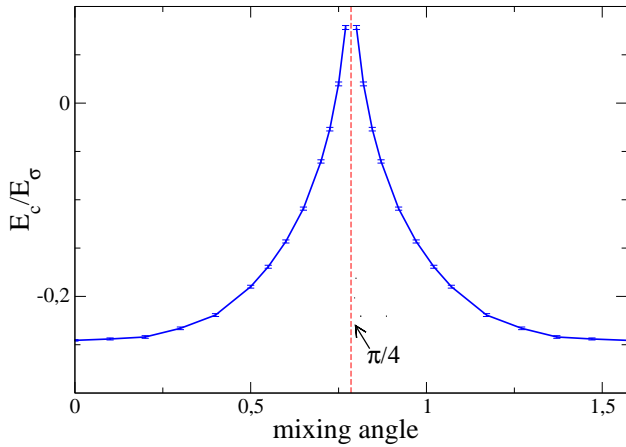


FIG. 3. (color online) Mobility edge as a function of the mixing angle $\theta = \arctan(\lambda_D/\lambda_R)$ between Rashba and Dresselhaus SOC, for a fixed value of the total strength $\sqrt{\lambda_R^2 + \lambda_D^2}m\sigma = 0.5$ and disorder amplitude $V_0 = E_\sigma$. Approaching $\theta = \pi/4$ (vertical dashed line), corresponding to equal strengths of Rashba and Dresselhaus SOC, the mobility edge rises sharply and actually diverges. Indeed, at this special point, spin scattering is absent and the model falls into the orthogonal universality class, for which all states are localized in two dimensions implying $E_c = +\infty$. Notice that the mobility edge E_c is invariant under the transformation $\theta \rightarrow \pi/2 - \theta$ exchanging the Rashba and Dresselhaus terms in Eq.(1).

Notice that discretization effects become more and more important as λ_R increases (for $\lambda_R m\sigma = 1.256$ we have used $\Delta = 0.15\pi\sigma$). Indeed the grid spacing must satisfy $\Delta \ll \min(\sigma, \ell_{so})$, where $\ell_{so} = \pi/(m\lambda_R)$ is the spin-precession length. For strong SOC, ℓ_{so} becomes the shortest length scale in the problem, implying that very fine grids are needed to accurately compute the position of the mobility edge. Altogether, data shown in Fig. 2 required 700000 h of allocation time on a supercomputer with 2 Pflop/s.

Thus far, we have mainly focused on a pure Rashba SOC by setting $\lambda_D = 0$, but the same results hold for a pure Dresselhaus SOC of the same strength. Indeed, the transformation $k_x \rightarrow -k_x$ in Eq.(1) interchanges the Rashba and the Dresselhaus terms, leaving the total Hamiltonian invariant. Let us now investigate the behavior of the mobility edge when *both* terms are present and interfere between each other (weak antilocalization contributions to conductivity from Rashba and Dresselhaus SOC are indeed not additive, see Ref. [47]). For this we write $\lambda_R = v_{so} \cos \theta$ and $\lambda_D = v_{so} \sin \theta$, where $v_{so} = \sqrt{\lambda_R^2 + \lambda_D^2}$ and $\theta = \arctan(\lambda_D/\lambda_R)$ is the mixing angle. In Fig.3 we show the position of the mobility edge as a function of the mixing angle for $v_{so} = 0.5/m\sigma$ and $V_0 = E_\sigma$. Since E_c is invariant under the transformation $\theta \rightarrow \pi/2 - \theta$, it is sufficient to study it for θ varying between 0 (pure Rashba) and $\pi/4$ (equal strengths of Rashba and Dresselhaus SOC). At $\theta = \pi/4$ the system

is known [48, 49] to exhibit an exact SU(2) symmetry, which generates persistent spin-helix states and is robust against spin-independent disorder.

We see in Fig.3 that the mobility edge is strongly dependent on the mixing angle and diverges as θ approaches $\pi/4$. Indeed for $\lambda_R = \lambda_D$ the SOC term in Eq.(1) reduces to $2\lambda_R k_y \sigma_x$. Since σ_x is Hermitian and commutes with H , we can find common eigenstates for the two operators. Taking into account that the eigenvalues of σ_x are $\epsilon_\pm = \pm 1$, the Hamiltonian decouples into two scalar sectors, $H_\pm = (\mathbf{k}^2/2m + V(\mathbf{r})) \pm 2\lambda_R k_y$, implying that spin scattering is absent and the 2D model belongs to the orthogonal class, for which all states are localized and $E_c = +\infty$.

A very interesting and novel question concerns the nature (power law, logarithmic, etc.) of the divergence observed in Fig.3. According to Wegner's theory [50] (see also Ref. [51]), which holds for quantum models in $2 + \epsilon$ spatial dimensions, a small term breaking either the spin-rotational or the time-reversal symmetries induces a shift of the mobility edge which is a power law with exponent equal to $1/(2\nu_{orth})$, ν_{orth} being the critical exponent in the orthogonal class. In our 2D case $\nu_{orth} \rightarrow +\infty$, so E_c cannot diverge as a power-law of $|\lambda_R - \lambda_D|$. The divergence is probably *logarithmic*, but proving it requires further numerical and/or analytical work.

In conclusion, we have shown that atoms with artificial Rashba and Dresselhaus SOC exposed to a 2D speckle potential undergo an Anderson transition belonging to the symplectic universality class. We have computed the precise position of the mobility edge and identified a regime (Fig. 2) where the latter scales linearly as a function of the disorder strength, with a slope changing sign as the SOC increases. Importantly, we have unveiled (Fig. 3) that the mobility edge exhibits a non-power-law divergence at the spin-helix point, reflecting the crossover to the orthogonal class. Our results call for the extension of Wegner's theory [50] to pure 2D systems, which by itself is a novel and interesting theoretical challenge.

Our predictions can already be tested experimentally using ultracold atoms with tunable synthetic SOC. Finally, we mention that the numerical approach developed here is completely general and can be applied to any kind of random potential, including short range [52].

We thank D. Delande and V. Josse for useful discussions. We also thank K. Slevin and T. Ohtsuki for correspondence and for drawing our attention to Refs. [50, 51]. This work was granted access to the HPC resources of TGCC under the allocations 2015-057301 and 2016-057629 made by GENCI (Grand Equipement National de Calcul Intensif).

- [2] D. S. Wiersma, P. Bartolini, A. Lagendijk, and R. Righini, *Nature* (London) **390**, 671 (1997).
- [3] M. Störzer, P. Gross, C. M. Aegerter, and G. Maret, *Phys. Rev. Lett.* **96**, 063904 (2006).
- [4] T. Schwartz, G. Bartal, S. Fishman, and B. Segev, *Nature* (London) **446**, 52 (2007).
- [5] Y. Lahini, A. Avidan, F. Pozzi, M. Sorel, R. Morandotti, D. N. Christodoulides, and Y. Silberberg, *Phys. Rev. Lett.* **100**, 013906 (2008).
- [6] H. Hu, A. Strybulevych, J. H. Page, S. E. Skipetrov, and B. A. van Tiggelen, *Nat. Phys.* **4**, 945 (2008).
- [7] A. A. Chabanov, M. Stoytchev, and A. Z. Genack, *Nature* (London) **404**, 850 (2000).
- [8] F. L. Moore, J. C. Robinson, C. F. Bharucha, B. Sundaram, and M. G. Raizen, *Phys. Rev. Lett.* **75**, 4598 (1995).
- [9] J. Billy, V. Josse, Z. Zuo, A. Bernard, B. Hambrecht, P. Lugan, D. Clément, L. Sanchez-Palencia, P. Bouyer, and A. Aspect, *Nature* (London) **453**, 891 (2008).
- [10] G. Roati, C. d'Errico, L. Fallani, M. Fattori, C. Fort, M. Zaccanti, G. Modugno, M. Modugno, and M. Inguscio, *Nature* (London) **453**, 895 (2008).
- [11] F. Evers and A. D. Mirlin, *Rev. Mod. Phys.* **80**, 1355 (2008).
- [12] S. Hikami, A. I. Larkin, and Y. Nagaoka, *Prog. Theor. Phys.* **63**, 707 (1980).
- [13] T. Ando, *Phys. Rev. B* **40**, 5325 (1989).
- [14] U. Fastenrath, G. Adams, R. Bundschuh, T. Hermes, B. Raab, I. Schlosser, T. Wehner, and T. Wichmann, *Physica A* **172**, 302 (1991).
- [15] L. Sheng, D. N. Sheng, and C. S. Ting, *Phys. Rev. Lett.* **94**, 016602 (2005).
- [16] L. Sanchez-Palencia and M. Lewenstein, *Nat. Phys.* **6**, 87 (2010).
- [17] F. Jendrzejewski, K. Müller, J. Richard, A. Date, T. Plisson, P. Bouyer, A. Aspect, and V. Josse, *Phys. Rev. Lett.* **109**, 195302 (2012).
- [18] S. S. Kondov, W. R. McGehee, J. J. Zirbel, and B. DeMarco, *Science* **334**, 66 (2011).
- [19] F. Jendrzejewski, A. Bernard, K. Müller, P. Cheinet, V. Josse, M. Piraud, L. Pezzé, L. Sanchez-Palencia, A. Aspect, and P. Bouyer, *Nat. Phys.* **8**, 398 (2012).
- [20] G. Semeghini, M. Landini, P. Castilho, S. Roy, G. Spagnolli, A. Trenkwalder, M. Fattori, M. Inguscio, and G. Modugno, *Nat. Phys.* **11**, 554 (2015).
- [21] D. Delande and G. Orso, *Phys. Rev. Lett.* **113**, 060601 (2014).
- [22] E. Fratini and S. Pilati, *Phys. Rev. A* **91**, 061601 (2015).
- [23] M. Pasek, Z. Zhao, D. Delande, and G. Orso, *Phys. Rev. A* **92**, 053618 (2015).
- [24] E. Fratini and S. Pilati, *Phys. Rev. A* **92**, 063621 (2015).
- [25] R. Kuhn, O. Sigwarth, C. Miniatura, D. Delande, and C. Müller, *New J. Phys.* **9**, 161 (2007).
- [26] A. Yedjour and B. A. Tiggelen, *Eur. Phys. J. D* **59**, 249 (2010).
- [27] M. Piraud, L. Pezzé, and L. Sanchez-Palencia, *New Journal of Physics* **15**, 075007 (2013).
- [28] J. Chabé, G. Lemarié, B. Grémaud, D. Delande, P. Szriftgiser, and J. C. Garreau, *Phys. Rev. Lett.* **101**, 255702 (2008).
- [29] M. Lopez, J.-F. Clément, P. Szriftgiser, J. C. Garreau, and D. Delande, *Phys. Rev. Lett.* **108**, 095701 (2012).
- [30] I. Manai, J.-F. Clément, R. Chicireanu, C. Hainaut, J. C. Garreau, P. Szriftgiser, and D. Delande, *Phys. Rev. Lett.* **115**, 240603 (2015).
- [31] V. Galitski and I. B. Spielman, *Nature* **494**, 49 (2013).
- [32] H. Zhai, *Rep. Prog. Phys.* **78**, 026001 (2015).
- [33] Y. A. Bychkov and E. I. Rashba, *J. Phys. C* **17**, 6039 (1984).
- [34] G. Dresselhaus, *Phys. Rev.* **100**, 580 (1955).
- [35] L. Huang, Z. Meng, P. Wang, P. Peng, S.-L. Zhang, L. Chen, D. Li, Q. Zhou, and J. Zhang, *Nat. Phys.* **12**, 540 (2016).
- [36] L. Zhou, H. Pu, and W. Zhang, *Phys. Rev. A* **87**, 023625 (2013).
- [37] S. Mardonov, M. Modugno, and E. Y. Sherman, *Phys. Rev. Lett.* **115**, 180402 (2015).
- [38] S. Liu, X. F. Zhou, G. C. Guo, and Y. S. Zhang, *Sci. Rep.* **6**, 22623 (2016).
- [39] D. L. Campbell, G. Juzeliunas, and I. B. Spielman, *Phys. Rev. A* **84**, 025602 (2011).
- [40] R. C. Kuhn, C. Miniatura, D. Delande, O. Sigwarth, and C. A. Müller, *Phys. Rev. Lett.* **95**, 250403 (2005).
- [41] J. Goodman, *Speckle Phenomena in Optics: Theory and Applications* (Roberts & Company Publishers, Dover, Englewood, Colorado, USA, 2007).
- [42] Note1, see Supplemental Material at <http://link.aps.org/supplemental/10.1103/PhysRevLett.118.105301> for more details on the numerical generation of the 2D speckle potential and a thorough analysis of discretization effects using the second and the fourth order discretization schemes.
- [43] A. McKinnon and B. Kramer, *Z. Phys. B* **53**, 1 (1983).
- [44] Y. Asada, K. Slevin, and T. Ohtsuki, *Phys. Rev. Lett.* **89**, 256601 (2002).
- [45] Y. Asada, K. Slevin, and T. Ohtsuki, *Phys. Rev. B* **70**, 035115 (2004).
- [46] K. Slevin and T. Ohtsuki, *New Journal of Physics* **16**, 015012 (2014).
- [47] F. G. Pikus and G. E. Pikus, *Phys. Rev. B* **51**, 16928 (1995).
- [48] B. A. Bernevig, J. Orenstein, and S.-C. Zhang, *Phys. Rev. Lett.* **97**, 236601 (2006).
- [49] J. D. Koralek, C. P. Weber, J. Orenstein, B. A. Bernevig, S.-C. Zhang, S. Mack, and D. D. Awschalom, *Nature* **458**, 610 (2009).
- [50] F. J. Wegner, *Nucl. Phys. B* **270**, 1 (1986).
- [51] D. Jung, S. Kettemann, and K. Slevin, *Phys. Rev. B* **93**, 134203 (2016).
- [52] W. Morong and B. DeMarco, *Phys. Rev. A* **92**, 023625 (2015).