

Ring correlations in random networks

Mahdi Sadjadi*

Department of Physics, Arizona State University, Tempe, AZ 85287-1504, USA

M. F. Thorpe†

Department of Physics, Arizona State University, Tempe, AZ 85287-1504, USA
and Rudolf Peierls Centre for Theoretical Physics, University of Oxford, 1 Keble Rd, Oxford OX1 3NP, England

We examine the correlations between rings in random network glasses in two dimensions as a function of their separation. Initially, we use the topological separation (measured by the number of intervening rings), but this leads to pseudo-long-range correlations due to a lack of topological charge neutrality in the shells surrounding a central ring. This effect is associated with the non-circular nature of the shells. It is, therefore, necessary to use the geometrical distance between ring centers. Hence we find a generalization of the Aboav-Weaire law out to larger distances, with the correlations between rings decaying away when two rings are more than about 3 rings apart.

PACS numbers: 61.43.-j, 61.43.Fs, 61.48.Gh

I. INTRODUCTION

The structure of network glasses is often described by continuous random network (CNR) model. In this model, building units form a random network where short-range order is preserved similar to that in crystals but translational long-range order is absent due mainly to distorted bond angles [1–3]. Such structures have been generally studied by models [4] and diffraction experiments [5] which have provided invaluable information on short-range and medium-range order, mostly in the form of pair distribution functions (PDFs) [6–9].

One challenge in using diffraction data is that this only provides average properties such that the structure cannot be reconstructed uniquely. Meanwhile, Scanning Probe Microscopy (SPM) and Electron Microscopy (EM) techniques have radically shortened the resolution limit and recently true atomic resolution images of silica bilayers and other two-dimensional (2D) amorphous surfaces have become available [10, 11]. However, high resolution imaging of bulk amorphous materials remains elusive [12]. These new results on 2D glasses have opened up numerous opportunities to study the structure of glasses using actual atomic coordinates. Recent work on 2D glasses includes modeling of silica bilayers [13, 14], ring distribution [15], medium-range order [16], suitable boundary conditions to recover missing constraints in the surface [17] and the refinement of experimental samples [18]. Rigidity theory has also uncovered a connection between 2D glasses and jammed disk packings [19, 20].

The remarkable images of vitreous bilayer silica (SiO_2) unveil a ring structure which is the characteristic of covalent glasses. But similar underlying structure also can be found in various amorphous materials such as amorphous graphene [21–23]. In fact, these atomic materials are members of a larger class of materials (many with larger length scales) collectively known as *cellular networks*. Examples are foams and

grains [24], biological tissues [25], metallurgical aggregates, geographical structures, crack networks [26], ecological territories, Voronoi tessellations [27, 28] and even the universe at large scale [29] and fractals [30]. Given wide range of length scales, formation mechanisms and physical properties, cellular networks have been subject of many studies [31, 32]. Despite the topological resemblance between 2D amorphous systems and other cellular networks, one should note that these materials are microscopic systems with a very different nature of bonds and forces and hence they can shed light on new properties of cellular networks, in particular those related to geometry.

These glassy networks are almost entirely 3-coordinated networks, i.e., each vertex is connected to three other vertices through edges which form the boundary of polygonal rings (Fig. 1). In the case of amorphous graphene - vertices represent carbon atoms. In silica bilayer, rings are formed by connecting silicon atoms while intervening oxygen atoms are omitted.

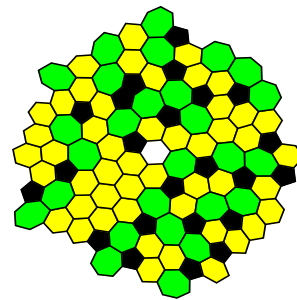


FIG. 1. A piece of a two dimensional cellular network generated by bond-switching algorithm from a honeycomb lattice. Rings are colored based on their size. On the bottom left corner, a group of six-fold rings can be seen which also happens in experimental samples and is a feature of amorphous materials, due to statistical correlations. A central six fold ring has been left uncolored and shells of rings will be found around this. Any ring can be used as a central location.

* Email:mahdisadjadi@asu.edu; Web:http://mahdisadjadi.com

† Email:mft@asu.edu; Web:http://thorpe2.la.asu.edu/thorpe

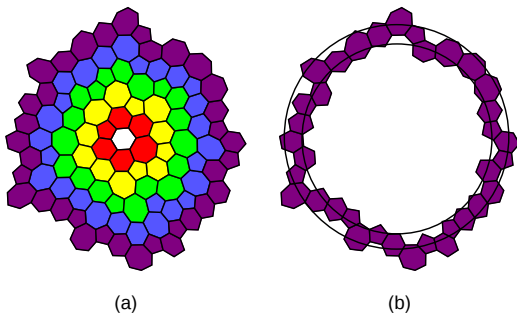


FIG. 2. (a): Partitioning of the random network in Fig. 1 into topological shells. The shells grow roughly in circular shapes. This piece also has a triplet inclusion in the fourth (blue) shell where a 5-ring is isolated from the fifth (purple) shell. (b) Although shells are roughly circular, no circle can sweep all rings within a single shell; hence ring distributions with topological and geometrical definitions are different.

These glassy networks, to some extent, are random and their study requires a statistical approach but experimental samples of amorphous materials are relatively small [33]. Additionally, the small size of many samples does not permit the study of ring correlations at larger distances with good statistics. In this work, we employ large computer models to study correlations among the rings. In the literature, the focus has been on the correlation among adjacent rings where well-known Aboav-Weaire's law captures the tendency of smaller and larger rings to be adjacent. This paper studies various correlation functions out to large topological and geometrical distances and generalizes the Aboav-Weaire's law.

II. SHELL ANALYSIS AND CORRELATIONS

We define an n -ring as a ring with n adjacent rings. The ring distribution of a network with a total of N rings is characterized by $p(n)$, the fraction of n -rings, its mean $\langle n \rangle = \sum_n np(n)$, and the second moment about the center $\mu = \langle n^2 \rangle - \langle n \rangle^2$. According to Euler's theorem, mean ring size for a network with periodic boundary conditions (PBCs) is exactly $\langle n \rangle = 6$ [34]. The ensemble average of a quantity x is defined as $\langle x \rangle = \sum_n p(n)x$. To overcome the finite size effect in the experimental samples, we use computer-generated models under PBCs with ~ 100000 vertices (~ 50000 rings) generated from an initially honeycomb lattice using bond-switching algorithm. Here, a bond between two nearest neighbor sites is selected and replaced by a dual bond at right angle and local topology is reconstructed to maintain the three-fold coordination everywhere [35, 36]. Although, experimental samples contain rings with size 4 to 9, but fraction of rings with sizes other than 5 to 7 are statistically quite rare [15]. We studied two networks one with only 5 to 7 rings and one with 5 to 8 but no essential difference was observed. Therefore we report results of the network with 5 to 8-fold rings with the following ring distribution: $p(5) = 0.262$, $p(6) = 0.494$, $p(7) = 0.227$, $p(8) = 0.0172$ and $\mu = 0.558$. Nevertheless,

the measures of this paper are general and can be applied to all glassy and cellular networks.

The correlation among rings is usually defined over a *topological distance* t . The topological distance between two rings is defined as the minimum number of bonds should be traversed to connect two rings. This distance is the equivalent of distance of two nodes in the dual graph (when each ring is represented by a node) of Fig. 1. The distance of a ring from itself is zero ($t = 0$). All rings which have one common side with a given central ring are located at $t = 1$ (first shell). Adjacent rings to the first shell, excluding the central ring, are at $t = 2$ (second shell). This process can be continued to find shells at any topological distance similar to Fig. 2. A ring at shell t is adjacent to at least one ring at shell $t - 1$ and usually adjacent to at least one ring in shell $t + 1$, otherwise this ring is trapped and forms a *triplet inclusion* (Fig. 2). This definition naturally divides/partitions the network into concentric shells around any given ring. Therefore, all properties of the network are studied as a function of the topological distance and the size of the central ring [37, 38], as first pointed out by Aste et al [39, 40].

A shell at distance t from an n -ring is characterized by three numbers: number of n' -rings $N_t(n, n')$; total number of rings (shell size) $K_t(n)$, and total number of sides (edges) $M_t(n)$. These quantities are related as follows:

$$K_t(n) = \sum_{n'} N_t(n, n'), \quad (1)$$

$$M_t(n) = \sum_{n'} n' N_t(n, n'). \quad (2)$$

Since these equations are linear, they are also valid for the averaged values over all n -rings. More importantly, note that $N_t(n, n')$ is not symmetric in respect to n and n' . This reflects the fact that local order of the rings is strongly dependent on the size of the central ring. Specially, $N_t(n, n')$ should not be confused by the number of $n - n'$ pairs at topological distance t :

$$Np(n)N_t(n, n') = Np(n')N_t(n', n), \quad (3)$$

which by definition is symmetric. This symmetry can relate the ensemble average of the number of sides (Eq. 2) to the ensemble average of shell size (Eq. 1) at any topological distance:

$$\begin{aligned} \langle M_t \rangle &= \sum_n p(n)M_t(n) = \sum_n \sum_{n'} p(n)n'N_t(n, n') \\ &= \sum_{n'} n'p(n')K_t(n') = \langle nK_t \rangle. \end{aligned} \quad (4)$$

This relation is the generalized Weaire sum rule which was originally proposed for the first shell where it takes the form $\langle M_1 \rangle = \langle n^2 \rangle = \langle n \rangle^2 + \mu$ [41, 42]. Note that the first shell is the only shell that K is exactly determined [$K_1(n) = n$] but Eq. 4 surprisingly encapsulates all the statistical variation in the local ring distribution in a simple form.

The space-filling nature of rings in the network requires that $K_t(n)$ scales linearly with t in the absence of correlation. This

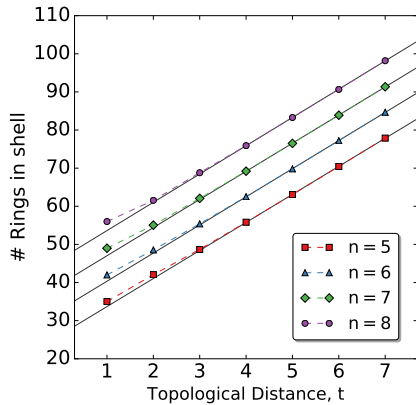


FIG. 3. Dependence of the number of rings $K_t(n)$ on topological distance t and size of the central ring n . $K_t(n)$ grows linearly for $t \geq 4$. Solid lines are fitted lines to the last three points. Points are offset for clarity with $6n$.

means that the growth rate of the shell size is a constant number independent of the size of the central ring. Although, geometrical constraints on the polygonal tiling of the plane does not allow a complete independence from the central ring simply because shell closure around a larger ring requires more rings. As a result, the intercept of $K_t(n)$ remains a function of n . Therefore we expect that:

$$K_t(n) = At + B(n), \quad (5)$$

for $t \geq \xi$, where ξ is the ring correlation length. In a hexagonal lattice, the growth rate A is 6 but as Fig. 2 shows, in a random network, shells grow roughly in circular form and simple geometrical arguments predict that the growth rate should be 2π . However, because rings meet each other at random orientations and the shell surface is rough, the actual growth rate is usually greater than 2π and A can be a measure of this roughness [43]. Figure 3 shows the number of the rings in the shells around different central rings. The linear behavior of the shell size is observed in various systems and is present in 2D glass, as expected. However, in 2D glasses $A = 7.31 \pm 0.1$ which is much smaller compared to the reported values for Voronoi tessellation (11.0 ± 0.2) and soap (9.45 ± 0.1) [39], probably due to the bond bending interactions which result in the high symmetry (close to the maximum area forgiven edge lengths) of the rings in the 2D glass [15].

Another useful quantity is the topological charge of an n -ring defined as $6 - n$. Since the mean ring size in the network is 6, equivalently total charge of the network is zero. However a piece of the network can contain any amount of charge depending on the local ring distribution. Hence, topological charge is a useful quantity that monitors the local deviation from the bulk properties. In particular, the topological charge of a shell $q_t(n)$ can be defined as the sum of the charge of its rings:

$$q_t(n) = \sum_{n'} (\langle n \rangle - n') N_t(n, n') = \langle n \rangle K_t(n) - M_t(n). \quad (6)$$

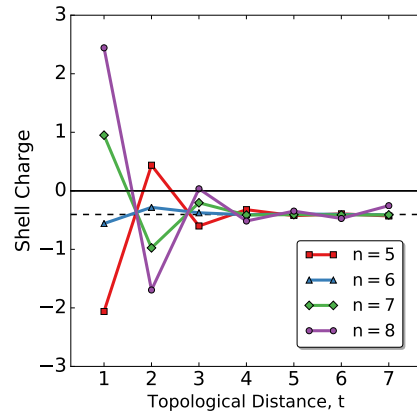


FIG. 4. Shell charge $q_t(n)$ vs. topological distance t . The shell charge settles to a constant non-zero number for $t \geq 4$. The dashed line shows the asymptotic offset -0.4 .

From short- and medium-range order, it is expected that rings around a given ring are distributed such that the charge of the central ring is screened by the charge of the neighboring shells and for $t > \xi$, the ring distribution is similar to the bulk (charge per shell is zero). But as Eq. 5 shows, the shell size is a function of n for any distance and therefore rings are counted with different weights in calculating the charge per shell. In fact, Eqs. 4, 5 and 6 readily yield an asymptotic value for the shell charge for $t > \xi$:

$$\langle q_t \rangle = \langle (\langle n \rangle - n) K_t \rangle \approx p(5)B(5) - p(7)B(7), \quad (7)$$

which is exact for a network with $n = 5, 6, 7$ and approximately correct as long as fraction of the other rings is negligible. Therefore $\langle n K_t \rangle$ does not factorize and statistically, there is a tendency to have larger rings in a shell [$\langle q_t \rangle < 0$ since $B(7) > B(5)$].

The results of calculating the charge per shell is shown in Fig. 4. For $t = 1$, the total shell charge has an opposite sign to the charge of the central ring to screen the charge but for $t > 1$ screening does not happen and the charge per shell reaches a non-zero constant value, conjectured in Eq. 7. It is interesting to note that although the charge of 5- and 7-rings have the same magnitude, the strength of screening for these two is considerably different in the first shell. This shows that geometry has a strong effect on the ring distribution. Note that hexagons have short-range correlations ($\xi = 1$) but other rings are correlated up to $\xi = 3$ (medium-range correlation) with different strengths.

Topological charge gives a rather complete picture of correlations in the shell structure, but the most studied measure of correlations in the literature is the mean ring size in the first shell around a central ring, through the well-known Aboav-Weaire law that a ring with large size tends to have smaller rings in its neighborhood and vice versa [44, 45]. Mathematically, the mean ring size $m_1(n)$ around a ring with n neighbors can be written (to a very good approximation) as [41, 46]:

$$nm_1(n) = \langle n \rangle^2 + \mu + \langle n \rangle (1 - \alpha)(n - \langle n \rangle), \quad (8)$$

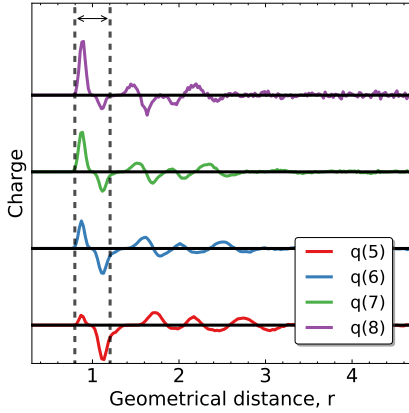


FIG. 5. The topological charge $q_r(n)$ per shell is plotted against the geometrical distance r . The shell charge approaches zero for distances about three rings away. This figure should be compared to Fig. 4. The two dashed lines represent the geometrical distance corresponding to the minimum and maximum values for the first shell with $t = 1$. Curves are offset for clarity where horizontal solid lines show the expected asymptotic values of zero.

where α is a fitting parameter which depends on the specific network. Usually a network is characterized by (μ, α) . The meaning of α is not clear but it has been argued that it is a metrical quantity [47] or the average excess curvature [45] but these definitions only work in special cases. In our network, $\alpha \approx 0.23$ which is somewhat smaller than values extracted from experiments [15] showing computer generated models still need further refinement.

We would like to extend Aboav-Weaire law to longer distances to study correlation of a ring with the shells around it. The above form can be used to propose a generalized Aboav-Weaire law as:

$$nm_t(n) = \langle n \rangle^2 + \mu_t + \langle n \rangle (1 - \alpha_t)(n - \langle n \rangle), \quad (9)$$

where for $t = 1$ we recover Eq. 8 with $\mu_1 = \mu$. A similar argument presented to derive Eq. 7 can be used to find an asymptotic value for $m_t(n)$. At sufficiently long distances, the ring distribution in the shells is independent of the size of the central ring and $\langle M_t \rangle \approx \langle m_t K_t \rangle = \langle m_t \rangle \langle K_t \rangle$, therefore for $t > \xi$:

$$\langle m_t \rangle = \frac{\langle M_t \rangle}{\langle K_t \rangle} = \frac{\langle n K_t \rangle}{\langle K_t \rangle} = 6 - \frac{\langle q_\infty \rangle}{\langle K_t \rangle}. \quad (10)$$

While we expect $\alpha_\infty = 0$ but we showed, $\langle q_\infty \rangle < 0$, so the asymptotic value of $m_\infty(n)$ is larger than the bulk value 6. For this reason, $m_t(n)$ approaches 6 as t^{-1} (since $K_t(n) \sim t$) which is sometimes interpreted as a long-range correlation [48, 49]. However this should be regarded as an artifact because the shells are defined in such a way (topologically) which results (unfortunately) in the topological charge never going to zero, even at very large distances, and in fact approaching a constant as shown here. This is due to the non-circular nature of the shells, and can be avoided if the shells

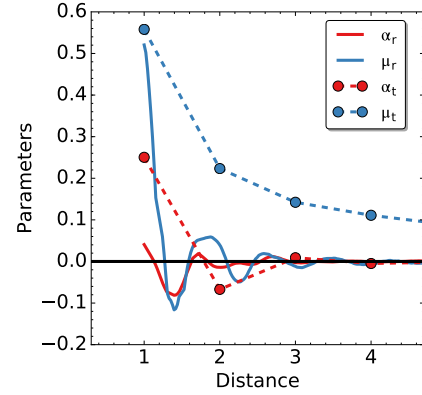


FIG. 6. Plot of two coefficients in the generalized Aboav-Weaire law, α_r and μ_r with their topological counterparts, α_t and μ_t . Geometrical definitions show that correlation quickly decays to zero while pseudo-correlations in the topological case last over a long-range for μ_t . The geometrical distances are chosen so the geometrical and topological distances agree for the first shell.

are chosen in such a way as to make them more nearly circular. Unfortunately this is not possible with a purely topological definition, and so we are forced to adopt a *geometrical definition* for the ring-shell correlations.

Figure 2 shows the difference between topological and geometrical distance. Despite the fact that shells found by topological distance are roughly circular, it is not possible to find a single circle which contains all the rings in the shell, therefore ring distributions etc. are different in the two cases.

The *geometrical* distance r between two rings is defined as the Euclidean distance between their centroids. Therefore, instead of using the discrete integer distance t , the quantities q and m are written as a function of a continuous distance r :

$$q_r(n) = 6K_r(n) - M_r(n), \quad (11)$$

$$nm_r(n) = \langle n \rangle^2 + \mu_r + \langle n \rangle (1 - \alpha_r)(n - \langle n \rangle). \quad (12)$$

Since r is continuous, a binning procedure is used to compare with the previous results using topological distance. Small bins are used with a windowing procedure where the width of the window mimics unity in topological distance. Results for the charge are shown in Fig. 5. It is evident that correlations last about 3 shells and are quite short-ranged with the charge going to 0 over the same range, as expected. Therefore this definition of a shell using geometrical distance is more useful. Because of the different size of the rings, e.g., distance between a 5–6 pair is greater than a 7–8 pair so a range of geometrical distances corresponds to a single topological distance. To compare the two distances, we rescale the geometrical distance by the average distance between adjacent rings, which is defined to be unity. Fig. 5 shows this for the first neighbors with two dashed lines. Within this window, all four curves show a common trend: a maximum followed by a minimum. The former corresponds to 5–rings (positively charge) and the latter to 7– and 8–rings (negatively charged). The point in the middle corresponds to neutral 6–rings. The hor-

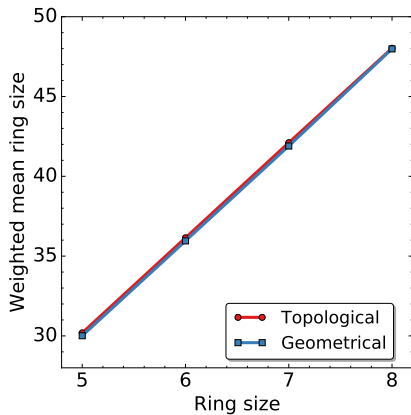


FIG. 7. Plot of weighted mean ring size $nm(n)$ versus ring size n for the third neighbors using both geometrical and topological distance. This plot shows that the mean ring size for all shells follows the generalized Aboav-Weaire law (Eq. 9). Note that the topological definition leads to a slightly larger mean ring size.

horizontal axis is normalized such that these three points line up for all curves. According to Aboav-Weaire law, smaller rings surround a larger ring; the pronounced minimum of $q_r(5)$ due to 7- and 8-rings and the pronounced maximum of $q_r(7)$ and $q_r(8)$ due to 5-rings admit this law. In the case of $q_r(6)$, minimum and maximum have the same amplitude due to uniform distribution of the rings around hexagons hence their weak correlations with other rings.

It is also constructive to look at Aboav-Weaire law using geometrical distance. In this case, we expect that both α_r and μ_r decay rapidly to zero in accordance with the absence of correlations for large r . This is confirmed in Fig. 6 which clearly for distances larger than 3, the mean ring size is essentially exactly 6. This confirms our assertion that ring correlations in glassy networks are either short-range or medium-range and using geometrical distance in the calculations of topological charge and mean ring size resolves the issue of excess topological charge in the shells found by topological distance which is shown by the long-tail of μ_2 in Fig. 6.

Fig. 7 shows linearity of the generalized Aboav-Weaire law for the third neighbors. The plot shows that $nm(n)$ is indeed a linear function of n but because of pseudo-correlations, the average ring size using topological distance is slightly larger than expected for geometrical distance, where the mean ring size is 6 for three-fold coordinated networks.

Although the topological charge and Aboav-Weaire law are useful tools to quantify correlations, they only measure correlations between a ring and shells. The ring-ring correlation function is perhaps a better measure of correlations especially since, as it was shown, definition of shells using the topological distance do introduce some artifacts such as excess charge.

To find out the correlation between two single rings, we need to derive an expression for the probability $p_t(n, n')$ of finding a pair of n, n' rings with distance t . For a given n -ring, the number of n' -rings at distance t is $N_t(n, n')$ while on average a typical shell has $\langle K_t \rangle$ rings. Therefore

the probability of having a pair of rings is [50]:

$$p_t(n, n') = \frac{p(n)N_t(n, n')}{\langle K_t \rangle}. \quad (13)$$

This equation is important as it relates ring distributions of the shell structure to of the network (For $t = 1$, this equation reduces to the correlation function defined in Ref. [51]). If the rings were independent, this probability is simply product of the individual probabilities but we showed the ring distribution of a shell is different from the bulk and rings are topologically dependent even for large t . This motivates us to define the probability of having an n -ring at shell t (independent of the central ring) as:

$$p_t(n) = \sum_{n'} p_t(n', n) = p(n) \frac{K_t(n)}{\langle K_t \rangle}, \quad (14)$$

which can be derived using Eqs. 1 and 3. The probability of having n -ring is proportional to the average shell size around n -fold rings and the ensemble averaged shell size. We define correlation function between two n and n' sided rings as:

$$C_t(n, n') = p_t(n, n') - p_t(n)p_t(n') \quad (15)$$

Figure 8 shows the results for the above correlation function. This clearly shows the medium-range order of the rings except for hexagons where correlations are weak and short-range. In contrast with the results in Ref. [50], hexagon-hexagon is short-range and only non-zero for adjacent cells ($t = 1$) which is a signature of microcrystal regions in the network (see Fig. 1). If we had used $p(n)p(n')$ instead of $p_t(n)p_t(n')$, ring-ring correlation shows a long-range behavior due to topological effect [52, 53] but Eq. 14 correctly captures the nature of correlations in the random network.

III. DISCUSSION AND CONCLUSION

We have shown that correlations between rings in glassy networks can be treated best if geometrical rather than topological distances between rings are used. Using topological distances, which would be preferable, unfortunately leads to spurious long range correlations as the topological charge for each shell around a central ring does not approach zero at large distances, due to the non-circular nature of the shells. These issues are absent if the geometrical distances between the centers of rings are used. We find in this case that correlations only extend out to about third neighbor rings, and can be described by a generalized Aboav-Weaire law. These studies have been done on a very large computer-generated network with periodic boundary conditions [35, 36]. Experimental samples of bilayer of vitreous silica are currently too small to allow for the study of longer range correlations, but the main conclusion of the paper that geometrical rather than topological distances should be used is expected to hold. Future studies comparing experimental and computer-generated networks (both three-coordinated with similar ring distributions) should help explain why different values of α are obtained in these two cases [15].

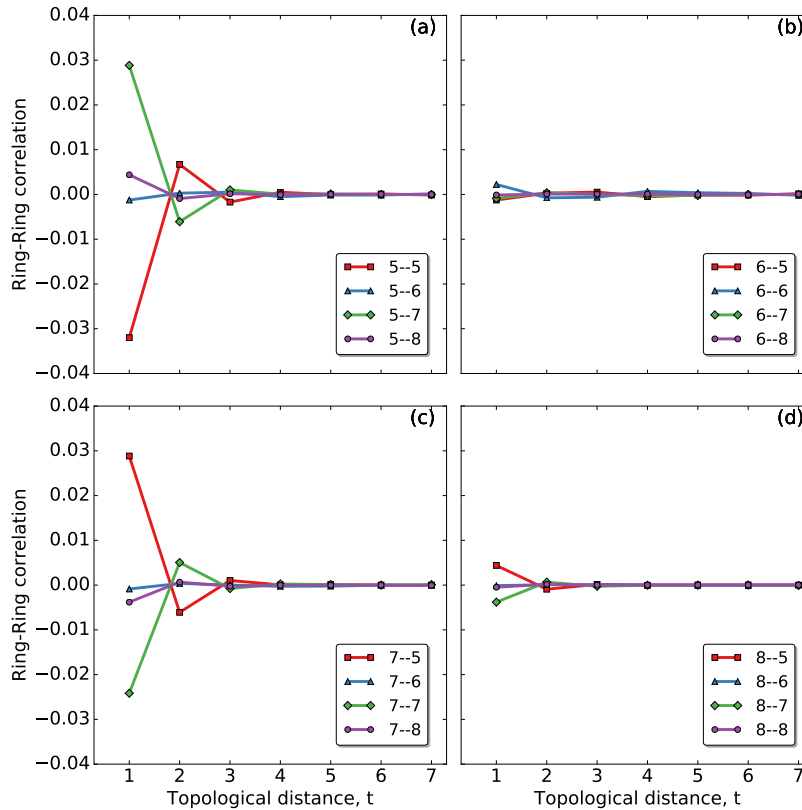


FIG. 8. Ring-ring correlation $C_t(n, n')$ versus topological distance t . The correlations are short or medium range depending on the size of the interacting rings. Although hexagons are weakly correlated with their neighbor rings, other rings show a high degree of correlations up to three rings away. Very similar results are obtained using geometrical distances. Note that correlations are symmetric so that $5 - 6$ is the same as $6 - 5$ etc. where panel (a) is for five-fold rings, panel (b) six-fold rings, panel (c) seven-fold rings, and panel (d) eight-fold rings.

ACKNOWLEDGMENTS

We should thank Avishek Kumar for providing the computer-generated networks, and David Sherrington and Mark Wilson for useful ongoing discussions. MS was par-

tially supported by the Arizona State University Graduate and Professional Student Association's JumpStart Grant Program. MS was aided in this work by the training and other support offered by the Software Carpentry project. Support through NSF grant # DMS 1564468 is gratefully acknowledged.

-
- [1] W Rosenhain, "The structure and constitution of glass," *J. Soc. Glass Technol. Trans* **11**, 77–97 (1927).
 - [2] William Houlder Zachariasen, "The atomic arrangement in glass," *Journal of the American Chemical Society* **54**, 3841–3851 (1932).
 - [3] A C Wright and M F Thorpe, "Eighty years of random networks," *physica status solidi (b)* **250**, 931–936 (2013).
 - [4] P K Gupta and A R Cooper, "Topologically disordered networks of rigid polytopes," *Journal of Non-Crystalline Solids* **123**, 14–21 (1990).
 - [5] B E Warren, "X-ray determination of the structure of glass," *Journal of the American Ceramic Society* **75**, 5–10 (1992).
 - [6] Adrian C Wright, "Neutron scattering from vitreous silica. v. the structure of vitreous silica: what have we learned from 60 years of diffraction studies?" *Journal of non-crystalline solids* **179**, 84–115 (1994).
 - [7] Stephen R Elliott, "Medium-range structural order in covalent amorphous solids," *Nature* **354**, 445–452 (1991).
 - [8] Michael F Thorpe and Ladislav Tichý, *Properties and applications of amorphous materials*, Vol. 9 (Springer Science & Business Media, 2012).
 - [9] M M J Treacy, J M Gibson, L Fan, D J Paterson, and I McNulty, "Fluctuation microscopy: a probe of medium range order," *Reports on Progress in Physics* **68**, 2899 (2005).
 - [10] Leonid Lichtenstein, Christin Büchner, Bing Yang, Shamil Shaikhutdinov, Markus Heyde, Marek Sierka, Radosław Włodarczyk, Joachim Sauer, and Hans-Joachim Freund, "The atomic structure of a metal-supported vitreous thin silica film," *Angewandte Chemie International Edition* **51**, 404–407 (2012).
 - [11] Pinshane Y Huang, Simon Kurasch, Anchal Srivastava, Viera Skakalova, Jani Kotakoski, Arkady V Krasheninnikov, Robert Hovden, Qingyun Mao, Jannik C Meyer, Jurgen Smet, *et al.*, "Direct imaging of a two-dimensional silica glass on graphene,"

- Nano letters* **12**, 1081–1086 (2012).
- [12] D E Bürgler, C M Schmidt, D M Schaller, F Meisinger, T M Schaub, A Baratoff, and H-J Güntherodt, “Atomic-scale scanning tunneling microscopy of amorphous surfaces,” *Physical Review B* **59**, 10895 (1999).
- [13] Mark Wilson, Avishek Kumar, David Sherrington, and M F Thorpe, “Modeling vitreous silica bilayers,” *Physical Review B* **87**, 214108 (2013).
- [14] Mark Wilson, “Modelling networks in varying dimensions,” in *Molecular Dynamics Simulations of Disordered Materials* (Springer, 2015) pp. 215–254.
- [15] Avishek Kumar, David Sherrington, Mark Wilson, and M F Thorpe, “Ring statistics of silica bilayers,” *Journal of Physics: Condensed Matter* **26**, 395401 (2014).
- [16] Christin Büchner, Liwei Liu, Stefanie Stucklenholz, Kristen M Burson, Leonid Lichtenstein, Markus Heyde, Hong-Jun Gao, and Hans-Joachim Freund, “Building block analysis of 2d amorphous networks reveals medium range correlation,” *Journal of Non-Crystalline Solids* **435**, 40–47 (2016).
- [17] Louis Theran, Anthony Nixon, Elissa Ross, Mahdi Sadjadi, Brigitte Servatius, and Michael F Thorpe, “Anchored boundary conditions for locally isostatic networks,” *Physical Review E* **92**, 053306 (2015), arXiv:1508.00666 [cond-mat.dis-nn].
- [18] Mahdi Sadjadi, Bishal Bhattarai, DA Drabold, MF Thorpe, and Mark Wilson, “Refining glass structure in two dimensions,” *Physical Review B* **96**, 201405 (2017).
- [19] M F Thorpe, “Continuous deformations in random networks,” *Journal of Non-Crystalline Solids* **57**, 355–370 (1983).
- [20] Wouter G Ellenbroek, Varda F Hagh, Avishek Kumar, M F Thorpe, and Martin van Hecke, “Rigidity loss in disordered systems: Three scenarios,” *Physical review letters* **114**, 135501 (2015).
- [21] J Kotakoski, A V Krasheninnikov, U Kaiser, and J C Meyer, “From point defects in graphene to two-dimensional amorphous carbon,” *Physical Review Letters* **106**, 105505 (2011).
- [22] Avishek Kumar, Mark Wilson, and M F Thorpe, “Amorphous graphene: a realization of zachariasens glass,” *Journal of Physics: Condensed Matter* **24**, 485003 (2012).
- [23] Christin Büchner, Philomena Schlexer, Leonid Lichtenstein, Stefanie Stucklenholz, Markus Heyde, and Hans-Joachim Freund, “Topological investigation of two-dimensional amorphous materials,” *Zeitschrift für physikalische Chemie* **228**, 587–607 (2014).
- [24] Jean-François Sadoc and Nicolas Rivier, *Foams and emulsions*, Vol. 354 (Springer Science & Business Media, 1999).
- [25] Jose Carlos Merino Mombach, RMC De Almeida, and Jose Roberto Iglesias, “Two-cell correlations in biological tissues,” *Physical Review E* **47**, 3712 (1993).
- [26] W Korneta, SK Mendiratta, and J Menteiro, “Topological and geometrical properties of crack patterns produced by the thermal shock in ceramics,” *Physical Review E* **57**, 3142 (1998).
- [27] D Weaire and N Rivier, “Soap, cells and statistics – random patterns in two dimensions,” *Contemporary Physics* **25**, 59–99 (1984).
- [28] Joel Stavans, “The evolution of cellular structures,” *Reports on progress in physics* **56**, 733 (1993).
- [29] Miguel A Aragón-Calvo, “The universe as a cellular system,” ArXiv e-prints (2014), arXiv:1409.8661.
- [30] Gudrun Schliecker, “Scaling analysis of 2d fractal cellular structures,” *Journal of Physics A: Mathematical and General* **34**, 25 (2001).
- [31] Lorna J Gibson and Michael F Ashby, *Cellular solids: structure and properties* (Cambridge university press, 1999).
- [32] Gudrun Schliecker, “Structure and dynamics of cellular systems,” *Advances in Physics* **51**, 1319–1378 (2002).
- [33] HW Klemm, Gina Peschel, Ewa Madej, Alexander Fuhrich, Martin Timm, Dietrich Menzel, Th Schmidt, and H-J Freund, “Preparation of silica films on ru (0001): A leem/peem study,” *Surface Science* **643**, 45–51 (2016).
- [34] The mean ring size in the finite experimental samples is slightly less since the surface sites are under-coordinated. Although for sufficiently large systems, boundary effects are negligible.
- [35] F Wooten, K Winer, and D Weaire, “Computer generation of structural models of amorphous si and ge,” *Physical review letters* **54**, 1392 (1985).
- [36] AJ Stone and DJ Wales, “Theoretical studies of icosahedral c 60 and some related species,” *Chemical Physics Letters* **128**, 501–503 (1986).
- [37] M A Fortes and P Pina, “Average topological properties of successive neighbours of cells in random networks,” *Philosophical Magazine B* **67**, 263–276 (1993).
- [38] J. K. Mason, E. A. Lazar, R. D. MacPherson, and D. J. Srolovitz, “Geometric and topological properties of the canonical grain-growth microstructure,” *Phys. Rev. E* **92**, 063308 (2015), arXiv:1507.03379 [cond-mat.mtrl-sci].
- [39] T Aste, Kwok-Yip Szeto, and Wing-Yim Tam, “Statistical properties and shell analysis in random cellular structures,” *Physical Review E* **54**, 5482 (1996).
- [40] Tomaso Aste, Dominique Boose, and Nicolas Rivier, “From one cell to the whole froth: a dynamical map,” *Physical Review E* **53**, 6181 (1996).
- [41] D Weaire, “Some remarks on the arrangement of grains in a polycrystal,” *Metallography* **7**, 157–160 (1974).
- [42] C J Lambert and D Weaire, “Order and disorder in two-dimensional random networks,” *Philosophical Magazine Part B* **47**, 445–450 (1983).
- [43] C Oguey and N Rivier, “Roughness and scaling in cellular patterns: analysis of a simple model,” *Journal of Physics A: Mathematical and General* **34**, 6225 (2001).
- [44] S N Chiu, “Aboav-weaire’s and lewis’ laws – a review,” *Materials characterization* **34**, 149–165 (1995).
- [45] J K Mason, R Ehrenborg, and E A Lazar, “A geometric formulation of the law of aboav– weaire in two and three dimensions,” *Journal of Physics A: Mathematical and Theoretical* **45**, 065001 (2012).
- [46] DA Aboav, “The arrangement of grains in a polycrystal,” *Metallography* **3**, 383–390 (1970).
- [47] DA Aboav, “The arrangement of cells in a net. iii,” *Metallography* **17**, 383–396 (1984).
- [48] H Wang and G Q Liu, “Generalization of the aboav-weaire law,” *EPL (Europhysics Letters)* **100**, 68001 (2012).
- [49] Hao Wang, Guoquan Liu, Ying Chen, Arkapol Saengdeejing, Hideo Miura, and Ken Suzuki, “Long-range topological correlations of real polycrystalline grains in two dimensions,” *Materials Characterization* **97**, 178–182 (2014).
- [50] K Y Szeto, T Aste, and W Y Tam, “Topological correlations in soap froths,” *Physical Review E* **58**, 2656 (1998).
- [51] G Le Caer and R Delannay, “Correlations in topological models of 2d random cellular structures,” *Journal of Physics A: Mathematical and General* **26**, 3931 (1993).
- [52] C Oguey, “Long range topological correlations in cellular patterns,” *Colloids and Surfaces A: Physicochemical and Engineering Aspects* **382**, 32–35 (2011).
- [53] M F Miri and Christophe Oguey, “Topological correlations and asymptotic freedom in cellular aggregates,” *Colloids and Surfaces A: Physicochemical and Engineering Aspects* **309**, 107–111 (2007).