

Energy of mixing and entropy of mixing for $\text{Cu}_x\text{Al}_{1-x}$ liquid binary alloysFysol Ibna Abbas,¹ G. M. Bhuiyan,^{1, a)} and A.Z. Ziauddin Ahmed¹*Department of Theoretical Physics, University of Dhaka, Dhaka-1000,
Bangladesh*

The free energy of mixing and the entropy of mixing for $\text{Cu}_x\text{Al}_{1-x}$ liquid binary alloys have been systematically investigated by using the electronic theory of metals along with the perturbation approach at a thermodynamic state $T = 1373$ K. The interionic interaction and a reference liquid are the fundamental components of the theory. The interionic interaction is described by a local pseudopotential. A liquid of hard spheres (HS) of two different effective diameters is used to describe the reference system for alloys. The results of the calculations for energy of mixing agree well with the available experimental data. Calculation of entropy of mixing is parameter free and, the agreement with experiment, in this case, is found to be fairly good.

PACS numbers: 05.20.Gg; 05.70.-a

Keywords: Binary alloy, Energy of mixing, Entropy of mixing, Perturbation theory, HS liquid.

^{a)}Electronic mail: gbhuiyan@du.ac.bd

I. INTRODUCTION

In this article we have systematically investigated the energy of mixing and entropy of mixing for $\text{Cu}_x\text{Al}_{1-x}$ liquid binary alloys at temperature 1373 K, from the first principles approach, specifically from the perturbation method, and the electronic theory of metals (ETM). Recently, an increasing interest on the study of physical properties of $\text{Cu}_x\text{Al}_{1-x}$ binary alloys has been observed¹⁻⁶. Study of mixing behavior of an alloy formed by two or more elemental metals is however important not only to understand the above thermodynamic behaviors alone but also to understand underlying mechanisms of other characteristic properties of matter such as segregation of alloys, phase transition, the glass transition temperature, and stability of liquid metals and their alloys at different thermodynamic states. It is worth mentioning here that, the first application of the thermodynamic perturbation theory along with the Gibbs-Bogoliubov variational scheme for the liquid binary alloys was due Umar *et al.*⁷. Along the same line, thermodynamic properties are studied by some authors⁸⁻¹¹ and, thus advanced our knowledge. But in the present investigation we have used the first principles perturbation approach without variational scheme¹²⁻¹⁴. This approach uses the full potential profile in the theory and, allows us to understand different mechanisms involved in determining the mixing behavior of alloys. We further note that the present approach contains an important additional term in the theory than the approach of perturbation theory with variation^{7,8} provides.

The energy of mixing, and entropy of mixing are not independent to each other in thermodynamics, these are rather related by the following thermodynamic relation,

$$\Delta G = \Delta H - T\Delta S \quad (1)$$

where ΔG , ΔH denote the Gibbs free energy of mixing and enthalpy of mixing. We note that at low pressure (one or two atmospheric pressure) $\Delta G \simeq \Delta F$ and $\Delta H \simeq \Delta E$, where ΔF and ΔE are Helmholtz free energy of mixing and internal energy of mixing, respectively. We further note that, at zero pressure the above relations between G and F, and H and E become exactly equal. Henceforth by the term energy of mixing we shall mean ΔF if not otherwise stated. However, evaluation of energy of mixing directly involves the full profile of the interionic pair potentials whereas the entropy of mixing is related directly to the

derivative of free energy with respect of temperature. So, it is always a challenging task to calculate entropy of mixing of liquid binary alloys theoretically. Because, the success of the entropy calculation depends not on the free energy value but on the accuracy of the detailed shape of the free energy as a function of temperature. For example, Asta *et al.*¹⁵ shows that computer simulation along with different sophisticated EAM potentials^{16–18} can predict the enthalpy of mixing well, but fails to describe entropy of mixing on the same footing. It is worth nothing that the energy of mixing predicts stability from the principle of minimization of free energy and, the entropy of mixing from the principle of maximum entropy. But ΔF and ΔS together can put the prediction on the firm basis. On the other hand, the knowledge of entropy may be used to study the atomic transport properties through different scaling laws^{19–22}.

$\text{Cu}_x\text{Al}_{1-x}$ binary alloy is formed by two different elements Al and Cu. Al in the solid phase has *fcc* crystalline structure. It is a relatively soft, durable, light weight, ductile and malleable metal. Al is a good electrical and thermal conductor, and also a superconductor. It is a polyvalent system with chemical valence of 3. Elemental Cu has *fcc* structure in the solid phase and characterized by high ductility, electrical and thermal conductivity. Although *d*-shell in this elements is filled by electrons, the *d*-band effect to the interionic interactions through *s* – *d* hybridization is still there, which sometimes plays significant role in determining physical properties of Cu. However, $\text{Cu}_x\text{Al}_{1-x}$ alloys display negative deviation from the Rault’s law. This alloy is characterized by a large amount of intermetallic phases in the solid state.

As discussed above, Al is a simple polyvalent metal but Cu exhibits *d*-band effects through the *sp-d* hybridization. It is therefore urging a model for interionic interactions that can handle separately both simple metals with extended *sp*-band and transition metals with narrow *d*-band adequately. In this regard the Bretonnet-Silbert (BS) pseudopotential model²³ is a promising candidate, because, it treats *sp* and *d*-band separately within the well established pseudopotential theory. Here, the *sp*-band is described via the empty core model and, the *d*-band effect is derived from the *d*-band scattering phase shift by using an inverse scattering approach. The resulting model reduces to a simple local form which appears similar to that of well known Heine-Aberenkoff (HA) model²⁴. The main difference

between these two models is that the core term in the BS model is derived from the scattering phase shift and is a function of interionic distance and, in the HA model is a square well potential, which is derived by the quantum defect method. Moreover, the BS model has already been proven to be successful in the study of static structure of liquid metals and their alloys^{25–28}, atomic transport properties^{29–31}, thermodynamics^{32–35}, electronic transport properties³⁶ and even a complicated phenomena of segregation^{12–14}. Note that the norm-conserving non-local pseudopotentials³⁷ are in principle, preferred for accurate predictions, but there are evidences that, the local potentials³⁸ describe physical properties, in some cases, even better than the former ones.

In order to study the thermodynamics of mixing of liquid binary alloys several theories have been put forward; of them the quasilattice theory³⁹, the electronic theory of metals (ETM)^{7,9,34,35}, computer simulation method⁴⁰, empirical linear free energy⁴¹ and the free volume model¹ are commonly used. In the semi-empirical quasi lattice theory the activity is expressed in terms of average interionic interaction energy and the formation of mixing via the Gibbs free energy. The energy of mixing is then evaluated by fitting to the experimental data of the activity. The linear free energy theory and the free volume model are totally empirical ones. The electronic theory of metals (ETM) used in this work is based on the energy band structure of electrons, a characteristic feature of metals, and thus evolved as a microscopic theory of metal. The static structure factor is determined from the knowledge of interionic pair interactions, obtained from the band structure energy, through the statistical mechanics⁴². Most importantly, in the present approach, each term in the ETM and the mechanism of its origin are clearly understandable from the physical point of view.

It is well known that the first principles perturbation theory requires such a reference system which can closely resemble the concerned real system⁴³. There are many experimental as well as theoretical evidences that the HS theory of liquid can describe the structure of simple and transition metals and their binary alloys^{44–46}. Being prompted by the above history of success we employ HS reference system within the Percus-Yevick approximation (HSPY)⁴⁷ in the present work. It is very much relevant to note here that, calculation of the static structure of HSPY liquid system requires the knowledge of effective hard sphere diameter (HSD). There are different methods to determine HSD for a liquid metal. Of them we

have chosen the linearized Week-Chandler-Anderson (LWCA) thermodynamic perturbation theory. The base of the LWCA theory is the WCA theory, which was first applied in Ref⁴⁸.

This report is organized in the following way. Theories relevant to the present calculations for thermodynamics of mixing are briefly described in section II. Section III is devoted to the presentation of results of calculation, and for discussion. We, finally, conclude this article with some remarks in section IV.

II. THEORY

For calculating the energy of mixing and entropy of mixing for $\text{Cu}_x\text{Al}_{1-x}$ liquid binary alloy at 1373 K we have used different theories. Some of the relevant theories namely the effective partial pair potentials, partial pair correlation functions for HS binary liquids, energy of mixing and entropy of mixing for liquid binary alloy are briefly described below.

A. The effective partial pair potential

The local pseudopotential for one component metallic systems may be modeled by the superposition of the sp -band and d -band contributions as²³,

$$V(r) = \begin{cases} \sum_{m=1}^2 B_m \exp(-r/ma) & \text{if } r < R_c \\ -Z/r & \text{if } r > R_c \end{cases} \quad (2)$$

where a , R_c and Z are the softness parameter, core radius and the effective s-electron occupancy, respectively. The term inside the core of Eq. (2) is deduced from the d -band scattering phase shift by using an inverse scattering approach. The term outside the core is just the Coulomb interaction between a positive ion and a conduction electron. The coefficients of expansion in the core are related to the model parameters as

$$B_1 = \frac{Z}{R_c} \left(1 - \frac{2a}{R_c} \right) \exp \left(\frac{R_c}{a} \right) \quad (3)$$

$$B_2 = \frac{2Z}{R_c} \left(\frac{a}{R_c} - 1 \right) \exp \left(\frac{R_c}{a} \right) \quad (4)$$

The effective partial pair potentials may be written within the framework of the pseudopotential theory as⁴⁹

$$v_{ij}(r) = \frac{Z_i Z_j}{r} \left[1 - \frac{2}{\pi} \int dq F_{ij}^N \frac{\sin(qr)}{q} \right] \quad (5)$$

where, the indices i and j represent the ionic species i and j .

In the above equation, F_{ij}^N is the normalized energy wave number characteristics and can be expressed as

$$F_{ij}^N = \left[\frac{q^2}{\pi a \rho \sqrt{(Z_i Z_j)}} \right]^2 V_i(q) V_j(q) \left[1 - \frac{1}{\varepsilon(q)} \right] \left[\frac{1}{1 - G(q)} \right] \quad (6)$$

where, $V_i(q)$ denotes the local pseudopotential for the i th component and ρ the number density of ions, $\varepsilon(q)$ and $G(q)$ the dielectric screening function and the local field factor, respectively. Here, the dielectric function

$$\varepsilon(q) = 1 - \frac{\frac{4\pi e^2}{q^2} \chi(q)}{1 + \frac{4\pi e^2}{q^2} G(q) \chi(q)} \quad (7)$$

where $\chi(q)$ is the Lindhard function,

$$\chi(q) = -\frac{mk_F}{\pi^2 \hbar^2} \left[\frac{1}{2} + \frac{4k_F^2 - q^2}{8qk_F} \ln \left| \frac{2k_F + q}{2k_F - q} \right| \right] \quad (8)$$

B. The LWCA theory

The starting point of the LWCA theory⁵⁰ is the thermodynamic perturbation theory⁵¹. The blip function in the theory can be written as,

$$B(r) = Y_\sigma \{ \exp[-\beta v(r)] - \exp[\beta v_\sigma(r)] \} \quad (9)$$

hence, $v(r)$ and $v_\sigma(r)$ are the soft and hard sphere (HS) potentials, respectively. β is the inverse temperature divided by the Boltzmann constant, and $Y_\sigma(r)$ known as the cavity function. $Y_\sigma(r)$ is associated with the hard sphere distribution function and is continuous at $r = \sigma$. If we plot $B(r)$, as a function of r , it will give two sharp teeth shaped feature. In the LWCA theory this has been approximated by right angle triangles. The Fourier transformation of $B(r)$ at $k = 0$ is then expanded in terms of Bessel's functions. Thus the

thermodynamic condition that for an effective hard sphere diameter $B(k = 0)$ vanishes, leads to the transcendental equation,

$$\beta v(\sigma) = \ln \left[\frac{-2\beta\sigma v'(\sigma) + Y + 2}{-\beta\sigma v'(\sigma) + Y + 2} \right] \quad (10)$$

for elemental system²⁵. In the case of alloys v is replaced by v_{ii} and σ by σ_{ii} . Equation (10) is solved graphically to obtain the effective hard sphere diameter. We note here that, σ_{12} determined from equation (10) is not strictly additive, but yields a value very close to $(\sigma_{11} + \sigma_{22})/2$ (deviation is about 0.1% only). So, following Ref. 55 we use the average value $(\sigma_{11} + \sigma_{22})/2$ for σ_{12} in order for compliance with the additive hard sphere theory used in the present study.

C. Pair distribution function

We calculate the Ashcroft-Langreth (AL) partial structure factors, $S_{ij}(q)$, in line with their original work⁵³. In order to evaluate partial structure factors, the essential ingredients are the concentrations of two spheres in the mixture and the effective HSD. The values for the effective HSDs for binary alloy are obtained from the LWCA theory and are presented in Table I. The partial pair correlation functions necessary for real space calculation are derived from the Fourier transformation of $S_{ij}(q)$ in the following way:

$$g_{ij}(r) = 1 + \frac{1}{(2\pi)^3 \rho \sqrt{C_i C_j}} \int_{-\infty}^{\infty} (g(r) - 1) e^{i\vec{q} \cdot \vec{r}} d^3r \quad (11)$$

where ρ is the ionic number density of the alloy and C_i denotes the concentration of the i -th component.

D. Energy of mixing for liquid binary alloys

Within the first order perturbation theory, the Helmholtz free energy per ion for an alloy may be written, in general as,

$$F = F_{vol} + F_{eg} + F_{HS} + F_{Tail} \quad (12)$$

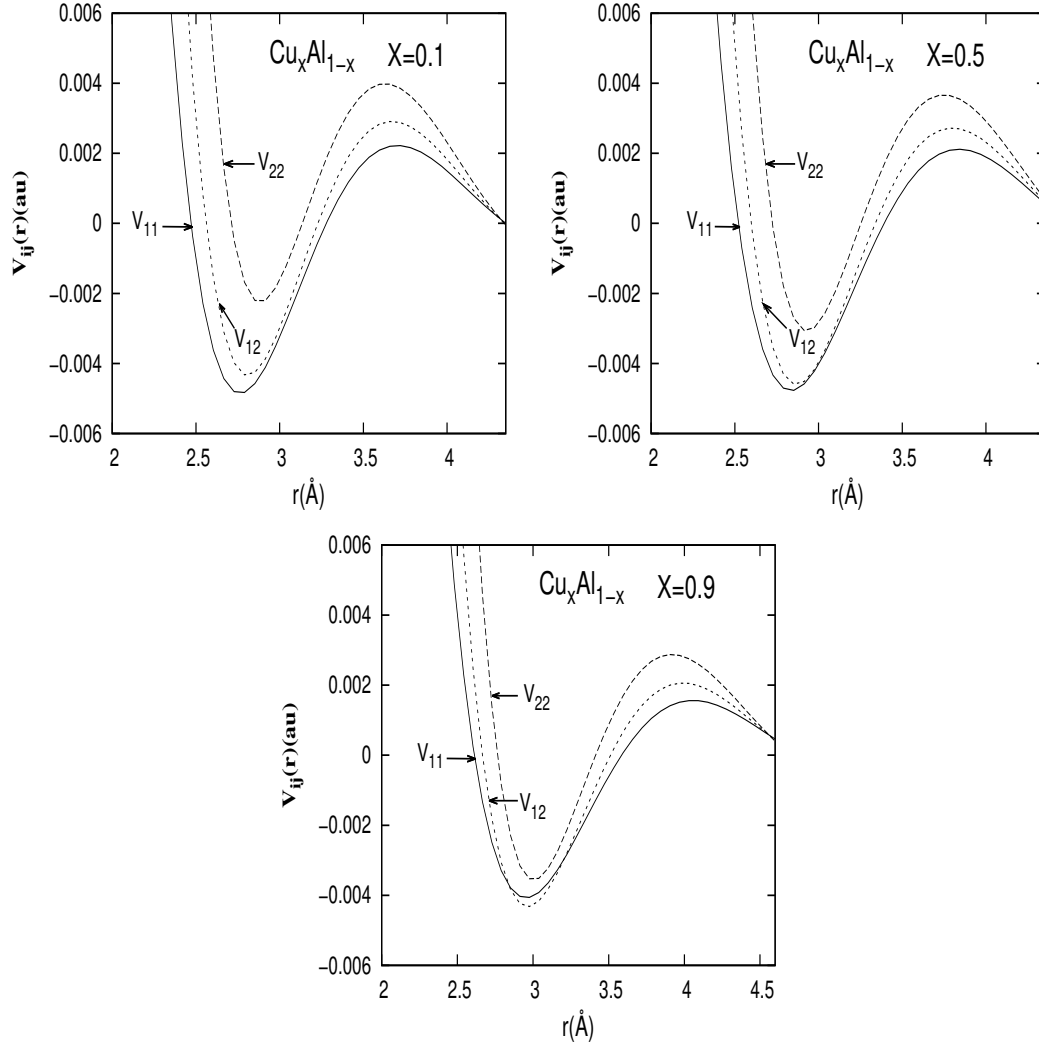


FIG. 1. Partial pair potentials for $\text{Cu}_x\text{Al}_{1-x}$ liquid binary alloys for concentrations $x=0.1, 0.5, 0.9$, respectively.

where subscripts vol, eg, HS, Tail denote volume dependent, electron gas, hard sphere and tail of potential contributions, respectively. The volume contribution term can be written as⁵⁴,

$$F_{vol} = \frac{1}{32\pi^3} \int_0^\infty q^4 \left\{ \frac{1}{\varepsilon(q)} - 1 \right\} |v_i(q)|^2 dq - \frac{ZE_F}{3P} \quad (13)$$

where, E_F is the Fermi energy for electrons. And Z is the effective valence of alloy, ($Z = xZ_1 + (1-x)Z_{1-x}$), $v(q)$ is the average form factor of the electron-ion interaction for the alloy, $\varepsilon(q)$ is the dielectric function. Here, in Eq. (13) $P = \chi_{el}/\chi_F$, where χ denotes the

isothermal compressibility and subscripts el and F stand for interacting and free electron.

Now, the electron gas contribution to the free energy per electron may be written as (in Rydbergs units)

$$\frac{F_{eg}}{Z} = \left[\frac{2.21}{r_s^2} - \frac{0.916}{r_s} + 0.031 \ln r_s - 0.115 \right] \quad (14)$$

where, r_s is the dimensionless parameter defined as

$$r_s = \left(\frac{3}{4\pi\rho Z} \right)^{\frac{1}{3}} / a_0 \quad (15)$$

a_0 being the first Bohr radius. The ionic number density of the alloy

$$\rho = \frac{\rho_1 \rho_2}{(C_1 \rho_2 + C_2 \rho_1)}. \quad (16)$$

Free energy per atom of the reference HS liquid (using $C_1 = x$ and $C_2 = 1 - x$) is,

$$\begin{aligned} \frac{F_{HS}}{k_B T} = & \sum_i \left[-\ln(\Lambda_i^3 v) + \ln C_i \right] \\ & - \frac{3}{2} \left(\frac{5}{3} - y_1 + y_2 + y_3 \right) \\ & + \frac{(3y_2 - 2y_3)}{(1 - \eta)} \\ & + \frac{3(1 - y_1 + y_2 + \frac{y_3}{3})}{2(1 - \eta)^2} \\ & + (y_3 - 1) \ln(1 - \eta), \end{aligned} \quad (17)$$

where,

$$\Lambda_i = \left(\frac{2\pi\hbar^2}{m_1^{C_1} m_2^{C_2} k_B T} \right)^{\frac{1}{2}}, \quad (18)$$

m_i is the ionic mass and, packing fraction is

$$\begin{aligned} \eta &= \sum_i \eta_i; \\ \eta_i &= \frac{C_i \pi \rho_i \sigma_{ii}^3}{6} \end{aligned} \quad (19)$$

here, C_i is the atomic concentration of i -th component,

$$y_1 = \sum_{j>i} \Delta_{ij} (\sigma_{ii} + \sigma_{jj}) / (\sigma_{ii} \sigma_{jj})^{\frac{1}{2}} \quad (20)$$

and, σ_{ii} and σ_{jj} are the additive hard sphere diameter (HSD).

$$y_2 = \sum_{j>i} \Delta_{ij} \sum_k \left(\frac{\eta_k}{\eta}\right)^{\frac{1}{2}} / \sigma_{kk} \quad (21)$$

$$y_3 = \left[\sum_i \left(\frac{\eta_i}{\eta}\right)^{\frac{2}{3}} C_i^{\frac{1}{3}} \right]^3 \quad (22)$$

$$\Delta_{ij} = \left[(\eta_i \eta_j)^{\frac{1}{2}} / \eta \right] \left[(\sigma_{ii} - \sigma_{jj})^2 / \sigma_{ii} \sigma_{jj} \right] (C_i C_j)^{\frac{1}{2}}. \quad (23)$$

In the above equation C_i , ρ_i , and σ_{ii} denote the atomic concentration, ionic number density, and the effective hard sphere diameter (HSD) of the i -th component, respectively. The contribution of tail part is written as,

$$F_{Tail} = D \sum_{ij} C_i C_j M_{ij} \quad (24)$$

where, C_i and C_j is the atomic concentration of i -th and j -th component, respectively, and

$$D = 2\pi\rho \quad (25)$$

ρ is the ionic number density and

$$M_{ij} = \int_{\sigma}^{\infty} v_{ij}(r) g_{ij}^{HS}(r, \sigma_{ij}, \rho) r^2 dr \quad (26)$$

where, $v_{ij}(r)$ and $g_{ij}(r)$ are partial pair potential and pair correlation functions, respectively.

Finally, the energy of mixing for $\text{Cu}_x\text{Al}_{1-x}$ liquid binary alloy reads,

$$\begin{aligned} \Delta F &= F - \sum_i C_i F^{(i)} \\ &= \Delta F_{vol} + \Delta F_{HS} + \Delta F_{eg} + \Delta F_{Tail} \end{aligned} \quad (27)$$

where, $F^{(i)}$ represents the free energy for the i -th elemental component.

E. Entropy of mixing

In the the perturbative approach the entropy per ion in the unit of k_B may be expressed for the liquid binary alloy as³⁵

$$\frac{S}{Nk_B} = \frac{S_{HS}}{Nk_B} + \frac{S_{Tail}}{Nk_B} \quad (28)$$

TABLE I. Partial hard sphere diameters for $\text{Cu}_x\text{Al}_{1-x}$ liquid binary alloys for different concentrations at $T = 1373$ K.

x	$\sigma_{11}(\text{\AA})$	$\sigma_{22}(\text{\AA})$
0.0	0.00	2.6924
0.1	2.480	2.6846
0.2	2.489	2.6912
0.3	2.499	2.6963
0.4	2.508	2.7004
0.5	2.516	2.7034
0.6	2.522	2.7034
0.7	2.527	2.7032
0.8	2.531	2.6968
0.9	2.532	2.6780
1.0	2.547	0.00

where S_{Tail} is the contribution of the tail of the interionic interaction and, the hard sphere contribution S_{HS} is given by

$$\frac{S_{HS}}{Nk_B} = \frac{S_{ideal}}{Nk_B} + \frac{S_{gas}}{Nk_B} + \frac{S_{\eta}}{Nk_B} + \frac{S_{\sigma}}{Nk_B} \quad (29)$$

The ideal term is written as

$$\frac{S_{ideal}}{Nk_B} = -[x \ln x + (1-x) \ln(1-x)] \quad (30)$$

where x is the concentration of the first element. The gas term,

$$\frac{S_{gas}}{Nk_B} = \frac{5}{2} + \ln \left[\frac{1}{\rho} \left\{ \frac{m_1^x m_2^{(1-x)} k_B T}{2\pi \hbar^2} \right\}^{3/2} \right], \quad (31)$$

the packing term,

$$\frac{S_{\eta}}{Nk_B} = \ln(1-\eta) + \frac{3}{2}[1 - (1-\eta)^{-2}], \quad (32)$$

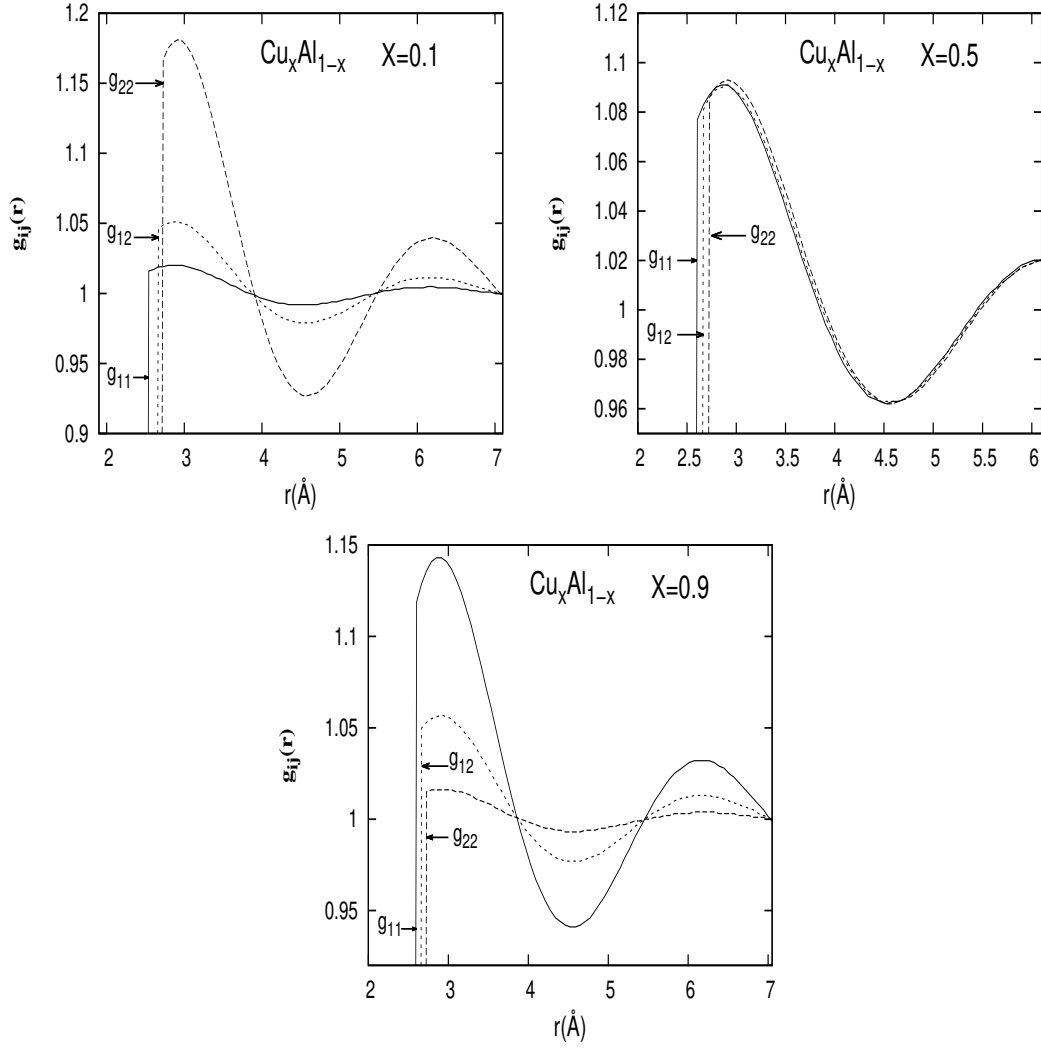


FIG. 2. Pair correlation functions for $\text{Cu}_x\text{Al}_{1-x}$ liquid binary alloys for concentrations $x=0.1$, 0.5 , and 0.9 , respectively.

and the diameter mismatch term,

$$\frac{S_\sigma}{Nk_B} = \left[\frac{\pi x (1-x) \rho (\sigma_{11} - \sigma_{22})^2 (1-\eta)^{-2}}{24} \right] \times \left\{ \left[12 (\sigma_{11} + \sigma_{22}) - \pi \rho (x \sigma_{11}^4 + (1-x) \sigma_{22}^4) \right] \right\}, \quad (33)$$

η denotes the packing fraction

$$\eta = \frac{\pi \rho}{6} [x \sigma_{11}^3 + (1-x) \sigma_{22}^3]. \quad (34)$$

The tail part of the entropy for the elemental system may be expressed as

$$\frac{S_{Tail}}{Nk_B} = \frac{1}{Nk_B} \left(\frac{\partial F_{Tail}}{\partial T} \right)_{\Omega}, \quad (35)$$

and for the binary alloys as

$$\begin{aligned} \frac{S_{Tail}^{Alloy}}{Nk_B} = & \frac{1}{Nk_B} \left[\left(\frac{\partial F_{Tail}}{\partial T} \right)_{\Omega, \rho, \sigma_{ii}} \right. \\ & \left. + \sum_{i=1}^2 \left(\frac{\partial F_{Tail}}{\partial \sigma_{ii}} \right)_{\Omega, T} \left(\frac{\partial \sigma_{ii}}{\partial T} \right)_{\Omega, \rho} \right]. \end{aligned} \quad (36)$$

The values for $(\partial F_{Tail}/\partial T)_{\Omega, \rho, \sigma_{ii}}$ and $(\partial F_{Tail}/\partial \sigma_{ii})_{\Omega, T}$ are solved numerically by the process of partial differentiation. To evaluate $\partial \sigma / \partial T$, we used the well known formula due to protopapas *et al.*⁵⁵,

$$\sigma = 1.126\sigma_m \left\{ 1 - 0.112 \left(\frac{T}{T_m} \right)^{1/2} \right\} \quad (37)$$

$$\frac{\partial \sigma_i}{\partial T} = -0.063\sigma_{im} \frac{1}{(T_m T)^{1/2}}; \quad (38)$$

where the subscript m indicates the thermodynamic properties at melting temperature. This equation is adequate for a good qualitative description of the physical properties under study.

Finally, the formula for the entropy of mixing stands as

$$\Delta S = S - \sum_i C_i S_i = \Delta S_{HS} + \Delta S_{Tail}. \quad (39)$$

III. RESULTS AND DISCUSSION

The results of calculations for energy of mixing and entropy of mixing are presented in this section for $\text{Cu}_x\text{Al}_{1-x}$ liquid binary alloys. The perturbation theory along with the electronic theory of metal is applied to perform the calculations. The basic ingredients required for the real space calculation are the effective interionic partial potentials $V_{ij}(r)$ and the corresponding pair correlations functions of the reference system.

Elements forming $\text{Cu}_x\text{Al}_{1-x}$ alloys are Al and Cu; the first element is a polyvalent simple metal and the second one is a noble metal often recognized as the 3d transition

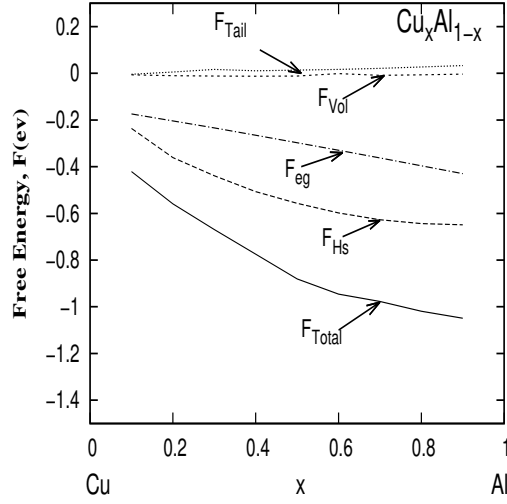


FIG. 3. Total Energy as a function of concentration at $T=1373$ K for $\text{Cu}_x\text{Al}_{1-x}$ liquid binary alloys.

metals, because of the presence of the *sp-d* hybridization effect. So, we have employed the BS model to describe the interionic interaction of both the simple and transition metals simultaneously. Three parameters of the BS model are the core radius, R_c , the softness parameter, a , and the valence Z . The value of R_c is generally fixed by fitting physical properties of the concerned systems^{56,57}. We have taken the values of R_c for *l*-Al from Ref. 61 and for *l*-Cu from Ref. 62. The value for the former is 1.91 au and for the latter is 1.44 au . The softness parameter ' a ' is determined by the best fitting of the LWCA structure factor to the experimental ones⁴⁴. The values of ' a ' thus found for Al and Cu are 0.49 and 0.30 au , respectively. The quality of fit is shown in the Appendix. Regarding the third parameter called effective *s*-electron occupancy number, Z_s , we take the chemical valence 3 for Al and, 1.32 for Cu due to the presence of *sp-d* hybridization effect in Cu⁵⁹. We note here that, the dielectric function (see Eqn. (7)) plays an important role in determining the effective pair potential profile. In this work we have used the dielectric function proposed by Icimaru and Utsumi⁶⁰, because, their theory satisfies the compressibility sum rule and the short range correlation conditions for the wide range of metallic density.

FIG.1. shows the effective partial pair potentials for $\text{Cu}_x\text{Al}_{1-x}$ liquid binary alloys for three different concentrations, specifically for $x=0.1, 0.5$ and 0.9 . The position of the principal

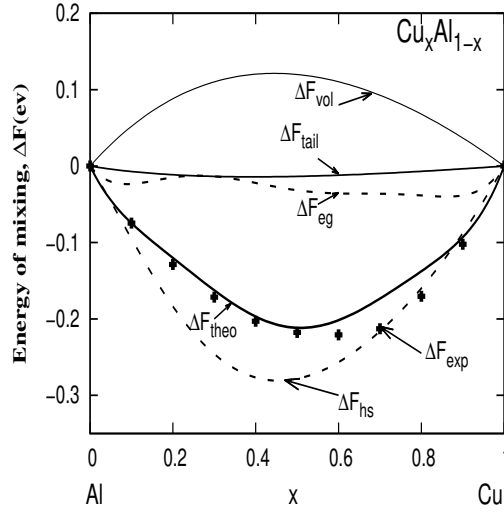


FIG. 4. Energy of mixing as a function of concentration at $T=1373$ K for $\text{Cu}_x\text{Al}_{1-x}$ liquid binary alloys.

potential minima and the depth of the potential well are results of delicate balance between the repulsive and attractive interactions in metals. In the pseudopotential formalism this is accomplished by the direct interaction between different ion cores and by the indirect interaction mediated by conduction electrons. In this case the dielectric function plays an important role in determining the appropriate potential profile. From FIG. 1 it is noticed that the depth of the potential well is the largest for $V_{\text{Cu-Cu}}$ and the smallest for $V_{\text{Al-Al}}$. The well for $V_{\text{Cu-Al}}$ lies in between for concentration $x < 0.9$. For $x = 0.9$ the potential well for $V_{\text{Cu-Al}}$ goes below to that of $V_{\text{Cu-Cu}}$. This feature is very unusual and we have not observed in any alloy we have studied so far. In all cases we found V_{12} in between V_{11} and V_{22} without any exception. It is known that the positive magnitude of $V_{\text{Ord}} = V_{\text{Cu-Al}} - (V_{\text{Cu-Cu}} + V_{\text{Al-Al}})/2$ indicates a tendency of segregation to occur and, the negative magnitude indicates a tendency of mixing. But if the negativity is unusually large, as in the present case, one may attribute it to the tendency of compound formation. But drawing a concrete conclusion regarding this feature requires further study in detail.

Partial pair correlation function g_{ij} for liquid $\text{Cu}_x\text{Al}_{1-x}$ binary alloys calculated from the LWCA theory are shown in FIG. 2. It is noticed that for $x = 0.1$, i.e. in the Al rich alloys the principal peak of $g_{\text{Al-Al}}(r)$ is much larger than that of $g_{\text{Cu-Cu}}(r)$ and this trend reverses

for $x = 0.9$, that is when the alloy becomes rich in Cu concentration. The simple reason of it is, in the Al rich alloys the probability of finding a second Al ion from the one at origin is higher than that of finding a Cu ion and vice versa. This trend in principle, suggests that for $x = 0.5$ the principal peak value of both $g_{Cu-Cu}(r)$ and $g_{Al-Al}(r)$ should be of equal magnitudes. This is exactly reflected in FIG. 2(b). We note here that, for some alloys a slight variation of peak values of $g_{Cu-Cu}(r)$ and $g_{Al-Al}(r)$ for $x = 0.5$ might be arised due to size difference of hard sphere. TABLE-I illustrates the values of effective hard sphere diametres determined from the LWCA theory. A close look at the table reveals that the HSD σ_{Cu-Cu} increases and that of σ_{Al-Al} decreases with increasin Cu concentration. This feature of variation of ionic size may be attributed to the charge transfer that occurs from one species of atom to another species in the alloy state⁶¹.

A. Energy of mixing

FIG. 3 illustrates different parts of Helmholtz free energy for Cu_xAl_{1-x} liquid binary alloy obtained using the ETM in conjunction with the perturbation theory. It is seen that the largest contribution arises from the HS reference system. This actually menifests the principle of perturbation approach in which the reference system mostly resembles the real system. FIG. 3 also shows that the smallest contribution to the total free energy is coming out from the tail part of the interaction. The magnitude of the volume dependent (i.e structure independent) component of the free energy, F_{Vol} , is very close but slightly lower than that of the F_{Tail} contribution. The electron gas part of the total free energy, F_{eg} , lie in between the F_{Vol} and F_{HS} . Symbolically one can present the magnitude of contribution as in the following order $F_{Tail} < F_{Vol} < F_{eg} < F_{HS}$. Finally the summation of all four contributions yields the total free energy F_{Total} of the alloy which lies at the bottom in the Figure.

FIG. 4 shows the breakdown details of the energy of mixing for Cu_xAl_{1-x} liquid binary alloy calculated at temperature $T = 1373$ K. It is seen that the largest contribution to the total energy of mixing arises from the hard sphere reference system and these are negative across the full range of concentration. This trend is similar to those of other systems (Ag_xIn_{1-x} ,

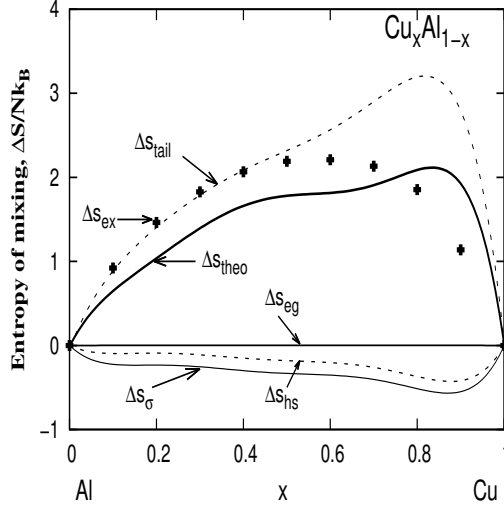


FIG. 5. Entropy of mixing as a function of concentration at $T=1373$ K for $\text{Cu}_x\text{Al}_{1-x}$ liquid binary alloys.

$\text{Ag}_x\text{Sn}_{1-x}$) studied before³⁴. The second largest contribution comes out from the volume part of the interaction and this contribution (ΔF_{vol}) is seen to be positive for whole range of concentration. This feature is unlike other miscible alloys³⁴, but like to those of segregating alloys^{7, 8}. The third and the fourth largest contributions come from the electron gas and tail part of the interactions, respectively. The total energy of mixing obtained from the algebraic sum of the four components agree well with the corresponding experimental data⁶². More specifically, the agreement is excellent upto equiatomic concentration i.e. upto $x = 0.5$, and after that it is just good from the point of view of experimental uncertainty ($\pm 0.01\text{eV}$). Most importantly the minimum of ΔF is found to be near the equiatomic concentration as suggested by the experiment⁶².

B. Entropy of mixing

Equation (28) shows that both the hard and soft part of the interionic interaction contribute to the total entropy of the system. The hard sphere part, S_{HS} , combines the ideal term S_{id} , the gas term, S_{gas} , packing term, S_{η} , and the HSD mismatch term, S_{σ} , together. The softpart arises due to the attractive interaction represented by the tail of the potentials.

There are evidences⁴⁸ that the HS system alone cannot account for vibrational contribution to the entropy. We must note here that the contribution of the second term of equation (36) disappears if variational perturbation method is used instead of the perturbation approach without variation; thus the theory turns nearly into that of the HS alone. We believe that the perturbative approach alone would give in some way a contribution to compensate the vibrational effect in liquid alloys of our concerned alloys. The work by Kumaravadivel and Evans⁴⁸ lends support to our interpretation. The breakdown details of the entropy of mixing, ΔS , for liquid $\text{Cu}_x\text{Al}_{1-x}$ binary alloys at $T=1373$ K are shown in FIG. 5. It is seen that the tail part contribution to the entropy of mixing, ΔS_{tail} , plays the dominant role in determining the total entropy of mixing. It is positive across the whole concentration range. The second largest contribution is arising from the HSD mismatch term, but it is negative across the whole range of concentration. The third largest contribution to ΔS comes from the HS reference system and it is denoted by ΔS_{HS} . The contribution of the volume part of the interionic interaction, ΔS_{eg} is the least in the present case, the magnitude of it is almost zero. This feature of ΔS_{eg} is unlike that of the ΔF_{eg} , because the latter contribution to the energy of mixing is significant. FIG. 5 also shows that ΔS is not symmetric across the equiatomic concentration, it is rather assymmetric in nature. The maximum of ΔS is around concentration $x = 0.8$, whereas the maximum of experimental data is at $x = 0.6$. The discrepancy between the positions of the maxima of theoretical and experimental ΔS may be attributed to the corresponding difference between the theory and experiment of ΔF in the Cu-rich alloy (see FIG.4). However, in the present study the overall agreement of ΔS with the experimental ones for whole range of concentration is not bad when the difficulty of calculation of entropy from the first principles method is considered.

IV. CONCLUSION

We, in the present study, have systematically investigated the energy of mixing and the entropy of mixing for liquid $\text{Cu}_x\text{Al}_{1-x}$ binary alloys employing the perturbation method along with the electronic theory of metals. Although the Helmholtz free energy and entropy are closely related thermodynamically, the entropy of mixing is much more difficult to calculate

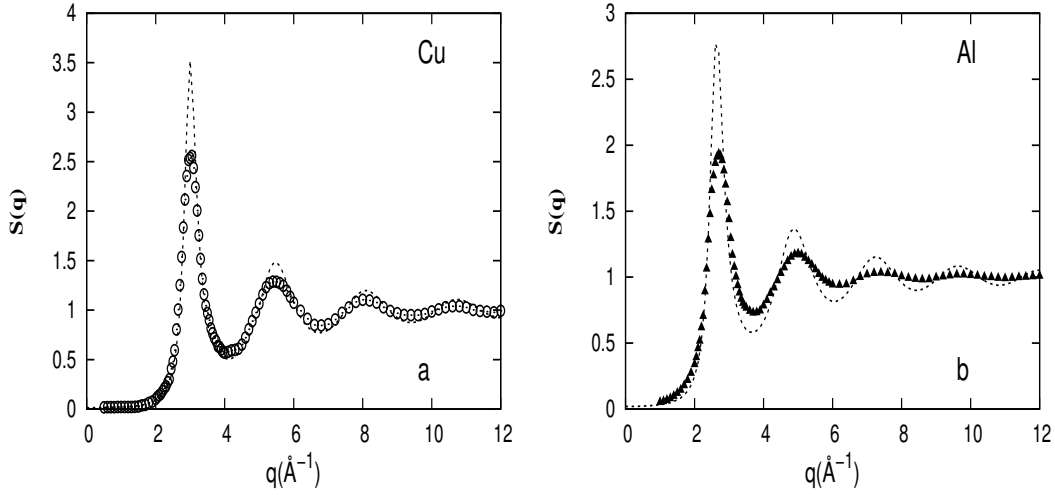


FIG. 6. Static structure factors for liquid Cu and Al. Triangles and rectangular bars represent the theoretical and experimental results, respectively.

as mentioned before. This is because, the accuracy of the latter depends on the precise shape of the former one in F versus T curve which is difficult to have in numerical calculation. From the above results and discussion we can, however, draw the following conclusions. The ETM as described via a local pseudopotential (BS) model in conjunction with the perturbative approach is able to describe the energy of mixing for $\text{Cu}_x\text{Al}_{1-x}$ binary alloys with a great degree of accuracy. In the case of entropy of mixing the calculation is completely free from any adjustable parameter. From this point of view result for the entropy of mixing is fairly good qualitatively. The main cause of discrepancy between theory and experiment in the Cu-rich alloy is, in our view, due to the existence of the complicated d -band characteristics including $s-d$ hybridization effect in Cu. In addition, the tendency to form a compound in the Cu rich alloy might also be responsible to widen the discrepancy; in order to establish it further research is required. So, apparently, a quantitative description of thermodynamic properties of $\text{Cu}_x\text{Al}_{1-x}$ liquid binary alloys from the present approach requires a precise account for the d -band effects in the interionic interaction for Cu. As our present approach provides total entropy of the elemental and alloy systems it may be extended to the study of atomic transport properties through the universal scaling laws^{19,20}. Our present approach for free energy calculation may also be applied to the study of temperature dependent properties

such as in theory of melting for metallic systems.

V. APPENDIX: DETERMINATION OF THE SOFTNESS PARAMETER

The values of the softness parameter of the Bretonnet Silbert local potentials are determined by fitting the LWCA static structure factors to the corresponding X-ray diffraction data⁴⁴. The quality of fit are shown in FIG.6.

REFERENCES

- ¹M. Trybula, N. Jakse, W. Gasior and A.Pasturel, Archives of Metallurgy and Materials, **60**, 649 (2007).
- ²Y.A. Odusote, Journal of Non-Crystalline Solids **402**, 96 (2014).
- ³M. Schick, J.Brillo, I. Egry, B.hallsfedt, J. Mater.Sci **47**, 8145 (2012).
- ⁴J.schmitzz, J.Brillo, I.Egry and R.Schmid-Fetzer-Int. J.Met Res. **100**, 11 (2009).
- ⁵Bo. zhang, Axel Griessche, A.Meyer, diffusion fundamentals. org, **11**,100 (2009).
- ⁶G. Arzpeyma, A.E. gheribi, M.medraj, J.Chem. Thermodynamics **57**, 82 (2013).
- ⁷I.H. Umar, A. Mayer, M.Watabe, W.H. Young. J.Phys. F. Metal. Phys. **4**,1691 (1974).
- ⁸I. Yokohama, A meyer, M.J.Stott and W./H.Young, Philos Mag **35**, 1021 (1977).
- ⁹D. Stroud, Phys. Rev. **B7** , 4405 (1973).
- ¹⁰S. Tamaki, Phys. Letter. A **40**, 17 (1972).
- ¹¹D. Stroud, Phys. Rev. **B8**, 1308 (1973).
- ¹²M. M. Faruk and G.M. Bhuiyan Physica B **422**, 56 (2013).
- ¹³M. M. Faruk, G.M. Bhuiyan, A. bishwas and Md. sazzad Hossain, J. Chem. Phys. **140**, 134505 (2014).
- ¹⁴Md. Riad kasem, G.M. Bhuiyan and Md. H. U. Maruf, J. chem Physics **143**, 034503 (2015).
- ¹⁵M. Asta, D. Morgan, J.J. Hoyt, B.sadish, J.D. Allhoff, D. de Eontaine and S.M. Fíolhais, Phys. Rev. B **59**, 14271 (1999).
- ¹⁶S.M. Fíolhais, and M.S.Daw, J. mater. Res. **2**, 5 (1987).

- ¹⁷A.F. Voter and S.P. chem, in Characterization of deDefects in Materials, M R S Symposium proccedings Vol. **82** edited by R.W. Seigel, J.R.Wcertman and R. Sinclair (materials research study, Pittsburgh, 1987).
- ¹⁸M Ludwig and D. Gumbsch, Mudell Simmul. Mater. Sci. Eng. **3**, 533 (1995).
- ¹⁹M. Dzugutov, Nature **381**, 137 (1996).
- ²⁰Y. Rosenfeld, Phys. Rev. A **15**, 2545 (1977).
- ²¹J. L. Bretonnet, J. Chem. Phys. **117**, 9370 (2002).
- ²²R.C.Gosh, M.R. Amin, G.M. Bhuiyan, J. Mol liq. **188**, 148 (2013).
- ²³J. L. Bretonnet, M. Silbert. Phys.Chem. Liq. **24**, 169 (1992).
- ²⁴V. Heine, I. Aberenkov, Phil. Mag. **9**, 451 (1964).
- ²⁵J. L. Bretonnet, G. M. Bhuiyan, M. Silbert, J. Phys. Condens. Matter **4**, 5351 (1992).
- ²⁶G. M. Bhuiyan, J. L. Bretonnet and M. Silbert, J. Non-Cryst. Solids **156-158**, 145 (1993).
- ²⁷G. M. Bhuiyan, J. L. Bretonnet, L.E. González and M. Silbert, J. Phys. Condens. Matter **4**, 7651 (1992).
- ²⁸M.A. Khaleque, G.M. Bhuiyan, S. Sharmin, R.I.A. Rashid and S. M. Mujibur Rahman Eur. Phys. J, B **26**, 319 (2002).
- ²⁹G. M. Bhuiyan, I. Ali, S. M. Rahman. Physica B **334**, 147 (2003).
- ³⁰E.H. Bhuiyan, A.Z.Ziauddin Ahmed, G.M. Bhuiyan and M. Shahjahan, Physica B **403**, 1695 (2008).
- ³¹S.Chandan, A.Z.Ziauddin Ahmed, G.M. Bhuiyan, S.K. barman and S. Sarkar, J. Non-Cryst. Solids **357**, 3774 (2011).
- ³²S. Sharmin, G.M. Bhuiyan, M.A. Khaleque, R.I.M.A. Rashid and S. M. Mujibur Rahman, Phys. Stat. Solidi B**232**, 243 (2002).
- ³³F. Zahid, G.M. Bhuiyan, S. Sultana, M.A. Khaleque, R.I.A. Rashid and S. M. Mujibur Rahman, Phys Status. Solidi B, **215**, 987 (1999).
- ³⁴G.M. Bhuiyan, A.Z.Ziauddin Ahmed. Physica B **390**, 377 (2007).
- ³⁵G.M. Bhuiyan, Md. Saiful alam, A.Z.Ziauddin Ahmed, Ishtiaque M. Syed and R.I.M.A. Rashid. J.Chem.Phys. **131**, 034502 (2009).
- ³⁶A.Z.Ziauddin Ahmed, G.M. Bhuiyan, M. S. Alam, M.M Rana and R.I.M.A. Rashid. Int J. Mod. Phys. B**24**, 5717 (2010).

- ³⁷R. car and M. Parrinello, Phys. Rev. Lett. **55**, 685 (1985).
- ³⁸C. Fiolhais, J.P.perdew, S.Q. Armster, J.M. maclaren, M.Brajeszewska, Phys. Rev. B**5**, 14001 (1995).
- ³⁹A.B. Bhatia, R.N.Sing, Phys. chem. Liq. **13**, 177 (1984).
- ⁴⁰J.J. Hoyt, M.Asta, Phys. Rev. B**65**, 214106 (2002).
- ⁴¹D.A Sverjensky, P.A. Molling, Nature **356**, 231 (1992).
- ⁴²D.A. McQuarrie, Statistical mechanics (Harper and Row, New York, 1976).
- ⁴³B.H. Bransden and C. J. Joachen, Introduction to Quantum Mechanics, Longman Group UK Ltd. (1997) p 355.
- ⁴⁴Y. Waseda, The Structure of Non-Crystalline Materials, McGraw-Hill, (1980).
- ⁴⁵M. Shimuji, Liquid Metals: An Introduction to the Physics and Chemistry of Metals in the liquid states, Academic Press, London 1977.
- ⁴⁶J. Hafner, Hamiltonians to Phase Diagrams, Springer, Berlin, (1987).
- ⁴⁷J. K.Percus and G.J. Yevick, Phys. Rev. **110**, 1 (1958).
- ⁴⁸R.Kumaravadivel and R. Evans, J. Phys. C **9**, 3877 (1976).
- ⁴⁹W. A. Harrison, Pseudopotentials in the Theory of Metals. Benjamin, New York, (1966).
- ⁵⁰A. Mayer, M. Silbert, W. H. Young, Chem. Phys. **49**, 47 (1980).
- ⁵¹J. D. Weeks, D.Chandler and H.C.Andersen, J. Chem. Phys. **54**, 5237 (1971).
- ⁵²L. L. Lee, and D. Levesque, Mol. Phys. **26**, 1351 (1973).
- ⁵³N. W. Ashcroft, D. C. Lagrength, Phys. Rev. **156**, 685 (1967).
- ⁵⁴M. Hasegawa, M. Watabe, J. Phys, Soc. Japan **32**, 14 (1972).
- ⁵⁵P.Protopapas, H.C. Andersen and N.A.D. Parlee, J. Chem. Phys. **59**, 15 (1973).
- ⁵⁶C. Regaunlt, Z. Phys. B: Condens. Matter **76**, 179 (1989).
- ⁵⁷Ch. Husleitner, G.Khal, J.Hafner, J. Phys.: Condens. Matter **3**, 1589 (1991).
- ⁵⁸A. I. Landa, A. A. Yuryev, A. V. Ruban, E. G. Gurskaya, Yu. K. Kovneristy and N. A. Vatolin. J. Phys.: Condens. Matter **3**, 9229 (1991).
- ⁵⁹G.M. Bhuiyan, L.E. González and D.J. González, Condensed Matter Physics, **15**, 33604 (2012).
- ⁶⁰S. Icimarú and K. Utsumi, Phys. Rev. B **24**, 7385 (1981).
- ⁶¹K. Hoshino and W.H. Young, J.Phys. F: Met. Phys. **10**, 1365 (1980).

⁶²R. Hultgren, R.D. Desai, D.T. Hawking, M.Gleiser, K.K. Keluey, Selected Values of the Thermodynamics Properties of Binary Alloys, American Society of Metals (1973).