

Strategic Bidding for Producers in Nodal Electricity Markets: A Convex Relaxation Approach

Mahdi Ghamkhari, *Student Member, IEEE*, Ashkan Sadeghi-Mobarakeh, *Student Member, IEEE*
and Hamed Mohsenian-Rad, *Senior Member, IEEE*

Abstract—Strategic bidding problems in electricity markets are widely studied in power systems, often by formulating complex bi-level optimization problems that are hard to solve. The state-of-the-art approach to solve such problems is to reformulate them as mixed-integer linear programs (MILPs). However, the computational time of such MILP reformulations grows dramatically, once the network size increases, scheduling horizon increases, or randomness is taken into consideration. In this paper, we take a fundamentally different approach and propose effective and customized convex programming tools to solve the strategic bidding problem for producers in nodal electricity markets. Our approach is inspired by the Schmudgen’s Positivstellensatz Theorem in semi-algebraic geometry; but then we go through several steps based upon both convex optimization and mixed-integer programming that results in obtaining close to optimal bidding solutions, as evidenced by several numerical case studies, besides having a huge advantage on reducing computation time. While the computation time of the state-of-the-art MILP approach grows exponentially when we increase the scheduling horizon or the number of random scenarios, the computation time of our approach increases rather linearly.

Keywords: Nodal electricity market, strategic bidding, equilibrium constraints, convex optimization, computation time.

NOMENCLATURE

\mathbb{R}, \mathbb{R}^+	Set of real and non-negative real numbers
\mathbb{S}	Set of symmetric matrices
\mathcal{N}	Set of nodes in power grid in arbitrary order
\mathcal{D}	Set of demand nodes in ascending order
\mathcal{G}	Set of generation nodes in ascending order
\mathcal{S}	Subset of strategic generation nodes in set \mathcal{G}
\mathcal{L}	Set of transmission lines, in arbitrary order
k	Index for random scenarios
$[t]$	Hourly time slots
T	Number of hourly time slots
K	Number of random scenarios
P_G	Vector of power generations
P_D	Vector of demands
θ	Vector of phase angles of power grid
λ	Vector of locational marginal prices
$\sigma, \delta, \zeta,$	Vectors of dual variables corresponding
ξ, ϕ, ψ	to inequalities in economic dispatch problem
A	Bus-line incidence matrix
B_G	Generator-bus incidence matrix
B_D	Demand-bus incidence matrix
B_S	Strategic generators to generators incidence matrix
V	Diagonal matrix of transmission lines reactance

a	Vector of energy price bid of generators
b	Vector of demand price bid of loads
c	Vector of cost parameter of strategic generators
C	Vector of line capacities
P_G^{\min}, P_G^{\max}	Vector of minimum and maximum generation
P_D^{\min}, P_D^{\max}	Vector of minimum and maximum demand
Γ	Ramp constraint parameter
$\mathbf{0}$	A column vector or a matrix with zero entries
x	Column vector of all variables in (21)
n	Length of the vector x
F, Q	Symmetric matrices of parameters in \mathbb{S}^n
f, p, v, q, d	Vectors of parameters in \mathbb{R}^n
r, O, \bar{x}	Defined in (32)
$*$	Point-wise production of two vectors
$\text{Rank}(\cdot)$	Rank of a matrix
$(\cdot)^T$	Transpose of a vector or a matrix
$\text{tr}(\cdot)$	Trace of a matrix
\succeq	Matrix inequality
i, j	Indices for I linear inequalities in (23), $i, j \leq I$
z	Index for Z quadratic equalities in (23), $z \leq Z$
m	Index for M linear equalities in (23), $m \leq M$
l	Index for n elements of a vector in \mathbb{R}^n , $l \leq n$
e_l	l th element of the standard basis for \mathbb{R}^n space

I. INTRODUCTION

Strategic bidding plays a central role in wholesale electricity markets, where market participants seek to choose their bids to the day-ahead and/or real-time markets so as to maximize their profits. Strategic bidding in electricity markets has been extensively studied previously, e.g., for producers [1]–[4], consumers [5]–[7], and energy storage units [8]–[10].

The literature on strategic bidding is often categorized based on whether the market participant is small and price-taker [6], [8], [11], or large and price-maker [1]–[5], [7], [9], [10]. The focus in this paper is on the latter, where the details on how the market operates are *explicitly* considered in formulating the strategic bidding problem. Accordingly, the strategic bidding problem is formulated as a *bi-level* program, where the lower level problem constitutes the economic dispatch problem that is solved by the independent system operator (ISO) in order to minimize the cost of electricity dispatch and to set the market prices. Following the common approach in the electricity market literature, the strategic bidding problem is then reformulated as a single *mathematical program with equilibrium constraints* (MPEC), see [1], [12]–[14].

A wholesale market offering strategy is proposed in [13] for a wind power producer with market power, which participates in the day-ahead market as a price-maker, and in the balancing

The authors are with the Department of Electrical Engineering, University of California, Riverside, CA, USA, e-mails: {ghamkhari, asade004, hamed}@ee.ucr.edu. This work was supported by NSF grants 1253516, 1307756, and 1319798. The corresponding author is H. Mohsenian-Rad.

market as a deviator. Optimal bidding for a large consumer is formulated in [15] as an MPEC problem. MPEC formulation is also used in [14] for optimal strategic bidding of a regulation resource in the performance-based regulation market considering the system dynamics. The preventive maintenance scheduling of power transmission lines within a yearly time framework using a bi-level optimization approach was studied in [16]. In [17], a vulnerability analysis of an electric grid under disruptive threat is formulated as a bi-level optimization. Finally, in [12], strategic gaming in electricity markets was analyzed using an MPEC formulation.

The MPEC problem formulations that appear in power systems are often difficult to solve. The difficulty arises due to the necessary use of bilinear terms that create non-convex objective function and constraints. The common approach to solve such problems is to transform them into mixed integer linear programs (MILPs), e.g., see [1]–[3], [7], [9], [10].

While the MILP reformulations of strategic-bidding problems are popular in the power systems community, such reformulations are prone to *major computational challenges*. Specifically, the computational time often increases dramatically, once the network size grows, scheduling horizon increases, or randomness is taken into consideration. For example, for one of our case studies with 10 random scenarios, the MILP approach in [1] did not converge even after letting it run for about three days, see Section V-B for details.

To tackle the aforementioned computational challenges, some attempts *with little success* have been made recently to solve the strategic bidding problems in power systems using convex optimization techniques. In particular, in [18] and [19], the authors used *semidefinite relaxation* and *lift-and-project linear relaxation* to solve the MPEC problems in electricity markets. However, in both cases, the performance was often poor with respect to not only optimality but also computation time. Moreover, no clear recovery method was proposed to guarantee obtaining a feasible solution of the original MPEC problem. Finally, only small MPEC problems were discussed.

Therefore, to the best of our knowledge, it is fair to say that solving the strategic bidding problems in wholesale electricity markets using convex programming is still an open problem and no reliable and scalable solution approach currently exists to address the relatively large and hence practically relevant problems. Accordingly, our goal in this paper is to tackle this open problem. Without loss of generality, we focus on the case of strategic bidding for *producers*. The main technical contributions in this paper can be summarized as follows:

- We take a fundamentally different approach from [1]–[3] and [18], [19], and propose innovative and effective convex programming tools to solve the strategic bidding problem for producers in nodal electricity markets, where our approach is *customized* to exploit the main characteristics of such problems. Our proposed solution method is accurate, reliable, and computationally tractable in solving the strategic bidding problems in power systems.
- Our approach is initially inspired by the Schmudgen’s Positivstellensatz Theorem [20, Theorem 3.16] [21, Section 4.3] in semi-algebraic geometry; but then we go

through several steps based upon both convex optimization and mixed-integer programming in order to develop an algorithm, Algorithm 1, that is guaranteed to give a feasible and very close-to-optimal solution to the original MPEC problem, besides having a huge advantage on reducing computation time.

- We compare the optimality and the computation time of our proposed approach and that of the MILP approach in [1] for the case of a market over the IEEE 30 bus test system. While the computation time of the MILP approach in [1] increases *exponentially* when we increase the scheduling horizon or the number of random scenarios, the computation time of our proposed approach increases rather *linearly*. Interestingly, the average optimality of the solution from our proposed approach is 99% or higher.

It is worth pointing out that the state-of-the-art polynomial optimization problem relaxations that are formulated based on Schmudgen’s Positivstellensatz [20, Theorem 3.16] and Lasserre’s sum-of-squares [22], [23] tend to provide tight upper bounds for the intended non-convex optimization problems only when we significantly increase the order of added coefficients or polynomials. Accordingly, in both cases, we often face convex but very large optimization problems for any descent size problem, which makes the resulting convex relaxation approach of little interest in practice. In contrast, in this paper, we use Schmudgen’s Positivstellensatz but not Lasserre’s sum-of-squares method, because we are able to build upon it a new methodology, combined with a heuristic algorithm, which results in obtaining very close to optimal bidding solutions within a reasonable computational time.

The proposed approach in this paper can be applied to the other MPEC problems in electricity markets, e.g., to find optimal bids for large energy storage units [9], or to tackle the strategic generation investment problem for producers [2].

II. PROBLEM STATEMENT

Consider a strategic price-maker generation firm that bids in a day-ahead nodal electricity market. Once the bids from all market participants are collected, the ISO solves an economic dispatch problem, which is presented below in vector-format, in order to determine the clearing market price and the energy reward to each producer [24, Appendix C], [25]:

$$\underset{P_G, P_D, \theta}{\text{minimize}} \quad a^T P_G - b^T P_D \quad (1)$$

subject to

$$B_G P_G - B_D P_D - AV^{-1} A^T \theta = 0 : \lambda \quad (2)$$

$$P_G - P_G^{\min} \geq 0 : \sigma \quad (3)$$

$$P_G^{\max} - P_G \geq 0 : \delta \quad (4)$$

$$P_D - P_D^{\min} \geq 0 : \zeta \quad (5)$$

$$P_D^{\max} - P_D \geq 0 : \xi \quad (6)$$

$$V^{-1} A^T \theta + C \geq 0 : \phi \quad (7)$$

$$C - V^{-1} A^T \theta \geq 0 : \psi, \quad (8)$$

where the notations are explained in the Nomenclature. The vector of power flows on all transmission lines is modeled here

as $V^{-1}A^T\theta$. The variable after each colon in (2)-(8) shows the dual variable corresponding to each constraint. Constraint (2) enforces the power balance and its dual variable is the market clearing price. Constraints (3)-(6) enforce the generations and loads to operate within their limits. Furthermore, constraints (7)-(8) enforce the capacity for transmission lines.

Note that, for the ease of discussions, the problem formulation in (1)-(8) is for economic bidding over a single hour. The case for multiple hours is discussed later in Section IV.

A. Bi-level Problem Formulation

The bidding problem for the strategic generation firm of interest can be formulated as a *bi-level* program [1], [2]:

$$\begin{aligned} & \underset{B_{Sa}, P_G, P_D, \phi}{\text{maximize}} && \lambda^T B_G B_S^T B_S P_G - c^T B_S P_G \\ & \underset{\theta, \lambda, \sigma, \delta, \zeta, \xi, \psi}{\text{subject to}} && \begin{pmatrix} P_G, P_D \\ \phi, \theta, \lambda, \sigma \\ \delta, \zeta, \xi, \psi \end{pmatrix} = \underset{\text{argmin}}{a^T P_G - b^T P_D} \quad (9) \\ & && \text{subject to (2) - (8)}. \end{aligned}$$

The two terms in the objective function in (9) denote the *total generation revenue* and the *total generation cost* for the strategic generation firm of interest, respectively. The upper-level problem in (9) constitutes the profit maximization problem that the strategic generation firm seeks to solve. The lower-level problem in (9) constitutes the economic dispatch problem that the ISO must solve, before the profit of the generation firm can be calculated at the upper-level problem. Note that, the optimization variables in problem (9) include the vector of price bids for strategic generators, which is represented here as $B_S a$, where $B_S \in \mathbb{R}^{|\mathcal{S}| \times |\mathcal{G}|}$ is the incidence matrix for the vector of strategic generators to the vector of all generators, and a is the vector of price bids for all generators. The elements of vector a that belong to the set of non-strategic generators are taken as parameters in problem (9).

In formulating problem (9), we followed the same assumption as in [26, Section 4] and [27] in the sense that if there exist multiple solutions for problem (1)-(8), then the solution that is most profitable to the firm is considered.

B. MPEC Problem Reformulation

The lower-level problem in (9) is a linear program. Therefore, its corresponding Karush-Kuhn-Tucker (KKT) optimality conditions are both necessary and sufficient [28, Section 5.5.3]. They comprise (2)-(8), and the following constraints:

$$a - B_G \lambda - \sigma + \delta = 0 \quad (10)$$

$$b - B_G \lambda + \zeta - \xi = 0 \quad (11)$$

$$AV^{-1}(A^T \lambda + \psi - \phi) = 0 \quad (12)$$

$$\sigma * (P_G - P_G^{\min}) = 0 \quad (13)$$

$$\delta * (P_G^{\max} - P_G) = 0 \quad (14)$$

$$\zeta * (P_D - P_D^{\min}) = 0 \quad (15)$$

$$\xi * (P_D^{\max} - P_D) = 0 \quad (16)$$

$$\phi * (C + V^{-1}A^T\theta) = 0 \quad (17)$$

$$\psi * (C - V^{-1}A^T\theta) = 0 \quad (18)$$

$$\delta \geq 0, \xi \geq 0, \psi \geq 0 \quad (19)$$

$$\sigma \geq 0, \zeta \geq 0, \phi \geq 0. \quad (20)$$

Once we replace the lower-level problem with its equivalent KKT conditions, the bi-level strategic bidding problem in (9) takes the form of a standard MPEC problem as follows:

$$\begin{aligned} & \underset{B_{Sa}, P_G, P_D, \phi}{\text{maximize}} && \lambda^T B_G B_S^T B_S P_G - c^T B_S P_G \\ & \underset{\theta, \lambda, \sigma, \delta, \zeta, \xi, \psi}{\text{subject to}} && (2) - (8) \text{ and } (10) - (20). \end{aligned} \quad (21)$$

Problem (21) is non-convex and hard to solve. Non-convexity is due to the bilinear terms, both in the complimentary slackness constraints (13)-(18) and in the first term in the objective function. For the rest of this paper, we seek to solve problem (21) in an *accurate yet computationally tractable* fashion.

We assume that the economic dispatch problem in (1)-(8) is always feasible [29], [30]. Note that, since this problem is a linear program, it always satisfies the Slater's constraints qualifications conditions [28, Section 5.2.3]. Therefore, there always exists a solution for the KKT conditions of the economic dispatch problem. That is, the set of constraints in (2)-(8) and (10)-(20) is always feasible. Therefore, the MPEC problem in (21) always has a feasible solution.

III. SOLUTION METHOD

A. Fundamental Convex Relaxation Approach

The common approach to solve problem (21) is to reformulate it as a mixed integer linear program, e.g., see [1]-[3], [9]. However, the computation time of solving such MILP reformulation grows exponentially as the size of problem (21) increases [1]. Therefore, in this section, we present an alternative approach to solve problem (21) based on convex optimization, where computation time grows linearly. We concatenated all the optimization variables in problem (21) into a single optimization vector as follows:

$$x \triangleq [(B_S a)^T P_G^T P_D^T \lambda^T \sigma^T \delta^T \zeta^T \xi^T \phi^T \psi^T \theta^T]^T. \quad (22)$$

Let n denotes the length of vector x . First, we represent problem (21) in its vector form as follows [28, Section 4.4]:

$$\begin{aligned} & \underset{x}{\text{maximize}} && x^T F x + 2f^T x \\ & \text{subject to} && p_i^T x + p_{i0} \geq 0 \quad \forall i \\ & && v_m^T x + v_{m0} = 0 \quad \forall m \\ & && x^T Q_z x + 2q_z^T x = 0 \quad \forall z, \end{aligned} \quad (23)$$

where $x \in \mathbb{R}^n$ is the column vector of all decision variables in problem (21). Here, F and f are derived from the objective function in (9); p_i and $p_{i0}, \forall i$, are derived from the linear inequality constraints in (3)-(8), (19), (20); v_m and $v_{m0}, \forall m$, are derived from the linear equality constraints in (2), (10)-(12); and Q_z and $q_z, \forall z$, are derived from the quadratic equality constraints in (13)-(18). Since all quadratic equality constraints are due to *complimentary slackness*, we can write

$$Q_z = d_z q_z^T \quad \forall z, \quad (24)$$

where $d_z, \forall z$, is derived from (13)-(18). We will use (24) later in Section III-C. Problem (23) is always feasible, since it is a reformulation of problem (21), see Section II-B.

Problem (23) is a quadratically-constrained quadratic program (QCQP). Following the analysis in [20, Theorem 3.16], we propose the following *relaxation* of problem (23):

$$\begin{aligned}
& \underset{\substack{\Lambda, \alpha_i, \varrho_{ij} \\ \beta_z, h_m, h_{m0}}}{\text{minimize}} && \Lambda \\
& \text{subject to} && \Lambda - x^T F x - 2f^T x - \sum_{i=1}^I \alpha_i (p_i^T x + p_{i0}) - \\
& && \sum_{i=1}^I \sum_{j=1}^I \varrho_{ij} (p_i^T x + p_{i0})(p_j^T x + p_{j0}) - \\
& && \sum_{m=1}^M (h_m^T x + h_{m0})(v_m^T x + v_{m0}) - \\
& && \sum_{z=1}^Z \beta_z (x^T Q_z x + 2q_z^T x) \geq 0 \quad \forall x \in \mathbb{R}^n,
\end{aligned} \tag{25}$$

where $\Lambda \in \mathbb{R}$, $\alpha_i \in \mathbb{R}^+$ and $\varrho_{ij} \in \mathbb{R}^+ \forall i$ and $\forall j$, $\beta_z \in \mathbb{R} \forall z$, $h_m \in \mathbb{R}^n \forall m$, and $h_{m0} \in \mathbb{R} \forall m$. We shall point out four key properties of problem (25). First, x in problem (25) is neither an optimization variable nor a parameter. Instead, it is an *index* vector. In fact, the single constraint in problem (25) is a compact presentation for an *infinite* number of constraints, where each constraint is indexed by one choice of $x \in \mathbb{R}^n$. Second, if we set the scalars ϱ_{ij} and the vectors h_m to zero, then problem (25) reduces to the standard Lagrange dual problem associated with problem (23), see [28, Section 5.2]. In that sense, problem (25) can be seen as a *generalized* dual problem for primal problem (23), where the Lagrange multipliers corresponding to the linear inequality and linear equality constraints are affine rather than scalar [20]. Third, the second line in (25) involves multiplying every linear inequality constraint by itself and every other linear inequality constraint. Fourth, the expression on the left hand side in the inequality constraints in (25) is a quadratic function of index vector x .

Problem (25) is a relaxation of problem (23), because any Λ that satisfies the constraints in problem (25) gives an *upper bound* for the optimal objective value of the maximization in (23). In that sense, problem (25) seeks to find the lowest, i.e., the best, such upper bound [21, Section 4.3]. The difference between the provided upper bound from (25) and the true optimal objective value of problem (23) is referred to as the *relaxation gap*. In this paper, the relaxation gap is presented in percentage by dividing it by the true optimal objective value of problem (23). If the resulting optimal Λ is equal to the optimal objective value in (23), then the relaxation is exact, and the *relaxation gap* is zero. For every $x \in \mathbb{R}^n$ that is feasible in strategic bidding problem (23), $X = xx^T$ is feasible in the proposed relaxation problem (25). Thus, the infeasibility of problem (25) is a certificate of infeasibility for problem (23).

Problem (25) is a convex optimization problem because the objective function is linear and the feasible set is convex. However, since this problem has an *infinite* number of constraints, i.e., one constraint for every $x \in \mathbb{R}^n$, it is not a computationally

tractable problem in its current form. Therefore, next, we derive a tractable representation for problem (25).

Lemma 1: Building upon the fourth property of problem (25) mentioned earlier, its constraint can be reformulated as

$$\begin{bmatrix} 1 \\ x \end{bmatrix}^T \Upsilon \begin{bmatrix} 1 \\ x \end{bmatrix} \geq 0 \quad \forall x \in \mathbb{R}^n, \tag{26}$$

where

$$\begin{aligned}
\Upsilon \triangleq & \begin{bmatrix} \Lambda & -f^T \\ -f & -F \end{bmatrix} - \sum_i \alpha_i \begin{bmatrix} p_{i0} & p_i^T/2 \\ p_i/2 & \mathbf{0} \end{bmatrix} - \\
& \sum_{i=1}^I \sum_{j=1}^I \varrho_{ij} \begin{bmatrix} p_{i0} & p_{j0} \\ p_i & p_j \end{bmatrix}^T - \sum_{z=1}^Z \beta_z \begin{bmatrix} 0 & q_z^T \\ q_z & Q_z \end{bmatrix} - \\
& \sum_{m=1}^M h_{m0} \begin{bmatrix} 1 \\ \mathbf{0} \end{bmatrix} \begin{bmatrix} v_{m0} \\ v_m \end{bmatrix}^T - \sum_{m=1}^M \sum_{l=1}^n h_{ml} \begin{bmatrix} 0 \\ e_l \end{bmatrix} \begin{bmatrix} v_{m0} \\ v_m \end{bmatrix}^T.
\end{aligned} \tag{27}$$

Here, h_{ml} denotes the l th element of $h_m, \forall m$.

From [31, Exercise 3.32], a quadratic polynomial in x such as the one on the left hand side of (26) in Lemma 1 is always non-negative, if and only if it can be written as the sum of squares of some other polynomials [31, Definition 3.24]. From this, together with the analysis in [31, Section 3.1.4], the infinite number of constraints in (26) is *equivalent* to the following single matrix inequality constraint:

$$\Upsilon \succeq 0. \tag{28}$$

By replacing the constraints in (25) with the one in (28), we express problem (25) in the following equivalent form:

$$\begin{aligned}
& \underset{\substack{\Lambda, \alpha_i, \varrho_{ij}, \beta_z \\ h_{ml}, h_{m0}}}{\text{minimize}} && \Lambda \\
& \text{subject to} && \Upsilon \succeq 0.
\end{aligned} \tag{29}$$

Problem (29) is a semidefinite program (SDP), which can be solved using convex programming tools such as Mosek [32].

B. Reduced Computation Complexity

In this section, we reformulate problem (23) to significantly reduce the number of variables in problem (29). This is done by systematically eliminating all linear equality constraints in problem (23). First, we note that from [33, pp. 46], set

$$\{x \mid v_m^T x + v_{m0} = 0, \quad \forall m\}, \tag{30}$$

is equivalent to set

$$\{Oy + \bar{x} \mid y \in \mathbb{R}^r\}, \tag{31}$$

where

$$\begin{aligned}
r & \triangleq \text{Rank}([v_1, \dots, v_M]), \quad O \triangleq \text{Null}([v_1 \dots v_M]^T) \\
\bar{x} & \triangleq [v_1 \dots v_M]^T \backslash [v_{10} \dots v_{M0}]^T,
\end{aligned} \tag{32}$$

Here, the matrix operator $\text{Null}(\cdot)$, which is also a command in Matlab [34], returns an orthonormal basis for the null space of its argument matrix, obtained from its singular value decomposition. Moreover, the operator \backslash which is also a command in Matlab [34], returns an arbitrary member of the

set (30). From (30) and (31), we replace optimization problem (23) with the following equivalent optimization problem:

$$\begin{aligned} & \underset{y}{\text{maximize}} \quad (Oy + \bar{x})^T F(Oy + \bar{x}) + 2f^T(Oy + \bar{x}) \\ & \text{subject to} \\ & p_i^T(Oy + \bar{x}) + p_{i0} \geq 0 \quad \forall i \\ & (Oy + \bar{x})^T Q_z(Oy + \bar{x}) + 2q_z^T(Oy + \bar{x}) = 0 \quad \forall z. \end{aligned} \quad (33)$$

Note that, the above problem does *not* have any linear equality constraint. While problem (23) has n variables, problem (33) has r variables, where, in practice, $r \ll n$. Once we solve problem (33) and obtain its optimal solution y^* , the optimal solution of problem (23) is readily obtained as

$$x^* = Oy^* + \bar{x}. \quad (34)$$

Similar to problem (23), problem (33) is also a QCQP; therefore, we can repeat the analysis in Section III-A and introduce the following convex relaxation associated with problem (33):

$$\begin{aligned} & \underset{\Lambda, \alpha_i, \varrho_{ij}, \beta_z}{\text{minimize}} \quad \Lambda \\ & \text{subject to} \quad \Omega^T \Psi \Omega \succeq 0, \end{aligned} \quad (35)$$

where

$$\begin{aligned} \Psi \triangleq & \begin{bmatrix} \Lambda & -f^T \\ -f & -F \end{bmatrix} - \sum_i \alpha_i \begin{bmatrix} p_{i0} & p_i^T/2 \\ p_i/2 & \mathbf{0} \end{bmatrix} - \\ & \sum_{i=1}^I \sum_{j=1}^I \varrho_{ij} \begin{bmatrix} p_{i0} \\ p_i \end{bmatrix} \begin{bmatrix} p_{j0} \\ p_j \end{bmatrix}^T - \sum_{z=1}^Z \beta_z \begin{bmatrix} 0 & q_z^T \\ q_z & Q_z \end{bmatrix}, \end{aligned} \quad (36)$$

and

$$\Omega \triangleq \begin{bmatrix} \mathbf{1} & \mathbf{0} \\ \bar{x} & O \end{bmatrix}. \quad (37)$$

Here, matrix Ψ is a reduced version of matrix Υ , where the optimization variables h_{ml} and h_{m0} are eliminated. Similar to problem (29), problem (35) is also an SDP. However, while problem (29) has $n(n+1)/2$ variables, problem (35) has $r(r+1)/2$ variables. For example, for the case of the MPEC problem in Section V-B, the number of variables corresponding to problems (29) and (35) are 11476 and 2016, respectively. This means 82% drop in the number of variables.

C. Recovery of Original Optimization Variables

In this section, we explain how we can recover a solution y for problem (33) by solving its convex relaxation in (35). A solution x for problem (23) is then obtained from y using (34). Suppose strong duality holds for the SDP in (35), which is a convex optimization problem. Accordingly, problem (35) and its dual problem, which itself is an SDP as shown below,

have equal optimal objective values:

$$\begin{aligned} & \underset{Y \in \mathbb{S}^{r+1}}{\text{maximize}} \quad \text{tr} \left(\Omega^T \begin{bmatrix} 0 & f^T \\ f & F \end{bmatrix} \Omega Y \right) \\ & \text{subject to} \\ & Y_{11} = 1 \\ & \text{tr} \left(\Omega^T \begin{bmatrix} p_{i0} & p_i^T/2 \\ p_i/2 & \mathbf{0} \end{bmatrix} \Omega Y \right) \geq 0 \quad \forall i \\ & \text{tr} \left(\Omega^T \begin{bmatrix} p_{i0} \\ p_i \end{bmatrix} \begin{bmatrix} p_{j0} \\ p_j \end{bmatrix}^T \Omega Y \right) \geq 0 \quad \forall i, j \\ & \text{tr} \left(\Omega^T \begin{bmatrix} 0 & q_z^T \\ q_z & Q_z \end{bmatrix} \Omega Y \right) = 0 \quad \forall z \\ & Y \succeq 0. \end{aligned} \quad (38)$$

Therefore, the above dual problem is still a convex relaxation of problem (33). Next, suppose matrix Y^* denotes the optimal variable in problem (38). The following theorem explains the case where the above convex relaxation is *exact*:

Theorem 1: Suppose we obtain vector $y^* \in \mathbb{R}^r$ from matrix Y^* by taking the *first column* of Y^* as follows:

$$\begin{bmatrix} 1 \\ y^* \end{bmatrix} = Y^* e_1. \quad (39)$$

If $\text{Rank}(Y^*) = 1$, then y^* is the optimal solution of problem (33), and x^* in (34) is the optimal solution of problem (23).

The proof of Theorem 1 is given in the Appendix. While Theorem 1 is promising, in practice, we often have $\text{Rank}(Y^*) > 1$. Fortunately, even in that case, the approach in (39) gives a good *approximate* solution for problem (33). That being said, there are still many cases where such approximation is not *feasible*. Specially, y^* may not satisfy all the quadratic equality constraints in (33). Therefore, we need a mechanism to adjust y^* from (39) to make it feasible. Such mechanisms are often customized for particular QCQP formulations, see [35, Section IV-C] for an example in Communications. In our case, we rather use the fact that the quadratic equality constraints in (33) are all due to *complimentary slackness*, and hold the particular structure in (24). Accordingly, we propose Algorithm 1 to derive a feasible solution y^* from Y^* . The feasibility aspect of solution from Algorithm 1 is analytically guaranteed, and its optimality is shown to often be exact through extensive numerical Case Studies in Section V.

From the model in (24), the last constraint in (33) can be rewritten as

$$(d_z^T(Oy + \bar{x}) + 2)(q_z^T(Oy + \bar{x})) = 0 \quad \forall z. \quad (40)$$

Therefore, we can express the last constraint in (33) as

$$d_z^T(Oy + \bar{x}) + 2 = 0 \quad \text{or} \quad q_z^T(Oy + \bar{x}) = 0, \quad \forall z. \quad (41)$$

Now, suppose for one quadratic equality constraint index z , neither of the two equalities in (41) holds for $y = y^*$, making y^* an infeasible solution to problem (33). But suppose there exists a small $\epsilon > 0$ and another number $\Delta \gg \epsilon$, for which

$$|q_z^T(Oy^* + \bar{x})| \leq \epsilon \quad \text{and} \quad |d_z^T(Oy^* + \bar{x}) + 2| \geq \Delta. \quad (42)$$

In that case, it is likely that at optimality we have

$$q_z^T(Oy + \bar{x}) = 0. \quad (43)$$

One can also make the opposite argument. That is, if

$$|q_z^T(Oy^* + \bar{x})| \geq \Delta \quad \text{and} \quad |d_z^T(Oy^* + \bar{x}) + 2| \leq \epsilon, \quad (44)$$

then, it is likely that at optimality we have

$$d_z^T(Oy + \bar{x}) + 2 = 0. \quad (45)$$

Therefore, if it turns out that (42) holds for a specific index z , then we can replace the corresponding complimentary slackness constraint in (33) which is *non-convex*, with its equivalent-at-optimality *linear* constraint in (43). Similarly, if (44) holds for a specific z , the corresponding complimentary slackness constraint in problem (33) is replaced with (45).

The above argument is the foundation of Algorithm 1. Once we encounter an infeasible solution y^* in Line 3, we first initialize the values of parameters Δ and ϵ in Line 4, and then we go through *iterations* of augmenting problem (33) in Lines 5 to 11 until we obtain a feasible solution. In the first iteration, we deal with a version of problem (33) in which we have removed several complimentary slackness constraints through Lines 5 to 9. Therefore, solving the *MILP-equivalent* of such augmented problem in Line 10 is a light task. Next, as we keep iterating through Lines 5 to 11, we decrease ϵ , and we choose to keep more original complimentary slackness constraints in problem (33), until the augmented problem (33) becomes feasible. Accordingly, the computation time in solving the MILP-equivalent of problem (23) will gradually grow as we iterate. However, as we will see in Section V-B, in practice, we often need to iterate very few times; therefore, in general, the computation time for Algorithm 1 is much lower compared to the standard MILP approach in [1]–[3].

In summary, Algorithm 1 exploits the solution that comes from the proposed relaxation problem in (38) in order to reduce the computation time in solving problem (23). The solution of Algorithm 1 is guaranteed to be feasible to problem (23), due to Steps 3 and 12 in Algorithm 1. However, neither the computation time nor the optimality of Algorithm 1 is guaranteed. Nevertheless, the numerical examples in Section V suggest that Algorithm 1 often performs very effectively in solving problem (23), with high optimality and low computation time. As for the convergence of Algorithm 1, we note that, it iteratively solves a finite number of MILPs one-after-one until one does converge. In the worst case scenario, Algorithm 1 would end up solving the original MILP reformulation of problem (23) based on [1], which is guaranteed to converge to a feasible solution, but it may take a long time to do so. This is because problem (23) is a reformulation of problem (21), and by construction problem (21) is always feasible.

IV. MULTIPLE TIME SLOTS AND RANDOM SCENARIOS

In practice, problem (21) may need to be solved over $T \geq 1$ time slots, e.g., over 24 hourly time slots in a day-ahead market. Also, one may often need to address uncertainty by taking into account $K \geq 1$ random scenarios. In that case, the price and energy bid parameters of generators and loads and also all the variables in MPEC problem are indexed by t and k . For example, $x_k[t]$ means the vector of the original optimization variables x indexed at time slot t and

Algorithm 1

- 1: Solve convex relaxation problem (38) and obtain Y^* .
 - 2: Obtain y^* from Y^* using (39).
 - 3: **if** y^* is feasible to problem (33) **then** exit.
 - 4: Set $\Delta = 1$ and $\epsilon = 0.1$.
 - 5: **for** each complimentary slackness constraint z **do**
 - 6: **if** condition (42) holds for $y = y^*$ **then**
 - 7: Replace constraint z in (33) with (43).
 - 8: **if** condition (44) holds for $y = y^*$ **then**
 - 9: Replace constraint z in (33) with (45).
 - 10: Solve the MILP equivalent of problem (33), see [1].
 - 11: Set $\epsilon = \epsilon - 0.01$.
 - 12: **if** the MILP equivalent is infeasible **then** Go to Step 5.
-

random scenario k . Hence, we can extend the MPEC problem formulation in (21) and present it in vector-format as [1]:

$$\begin{aligned} & \underset{x_k[t]}{\text{maximize}} && \sum_{t=1}^T \sum_{k=1}^K x_k[t]^T \frac{F_k[t]}{K} x_k[t] + \sum_{t=1}^T \sum_{k=1}^K 2 \frac{f_k[t]^T}{K} x_k[t] \\ & \text{subject to} && \\ & p_{i,k}[t]^T x_k[t] + p_{i0,k}[t] \geq 0 && \forall t, k, i \\ & v_{m,k}[t]^T x_k[t] + v_{m0,k}[t] = 0 && \forall t, k, m \\ & x_k[t]^T Q_{z,k}[t] x_k[t] + 2q_{z,k}[t]^T x_k[t] = 0 && \forall t, k, z \\ & e_l^T x_k[t] - e_l^T x_k[t-1] + \Gamma \geq 0 && \forall t, k, \exists l \\ & e_l^T x_k[t-1] - e_l^T x_k[t] + \Gamma \geq 0 && \forall t, k, \exists l \\ & e_l^T x_k[t] - e_l^T x_1[t] = 0 && \forall t, k, \exists l. \end{aligned} \quad (46)$$

The notation $\forall t, k$ in the constraints of problem (46) indicates that the corresponding constraints hold for all the time slots and all the scenarios within their corresponding ranges, i.e., $t = 1, \dots, T$ and $k = 1, \dots, K$. Also, the notation $\exists l$ indicates that the constraint holds only for strategic generators. The first three constraints in (46) are simply the extensions of the constraints in problem (23), across time slots and random scenarios. The fourth and fifth constraints in (46) includes the ramp constraints for strategic generators, where in each case the index l and accordingly the basis e_l are selected such that $e_l^T x_k[t]$ indicates the generation output of a particular strategic generator at time slot t and random scenario k . Finally, the sixth constraint in (46) is used to make sure that the bids of the strategic generators are the same across all random scenarios, where in each case the index l and accordingly the basis e_l are selected such that $e_l^T x_k[t]$ indicates the price bid of a particular strategic generator at time slot t and random scenario k .

A. Immediate Solution Approach

Just like problem (23), problem (46) is a QCQP. However, the size of the optimization vector in (46) is TK times the size of the optimization vector in problem (23). One approach to solve problem (46) is to follow exactly the same analysis in Section III. This is done by expanding the inequality constraint in (25) to also include the last three constraints in problem (46). Specifically, since the last three constraints in (46) are linear, their corresponding Lagrange multipliers in (25) would

be affine, just like the case of the linear constraints in problem (23), please refer to the second and the third properties of problem (25) that we discussed in Section III-A.

Once problem (25) is updated as we explained above, we would then follow the rest of the analysis in Section III and end up with solving an SDP similar to the one in (38). While in this approach we would achieve a convex relaxation for problem (46), the matrix domain of the resulting SDP problem would be \mathbb{S}^{TKr+1} , which means having $TKr(TKr+1)/2$ scalar variables. Unfortunately, the number of constraints in such SDP grows in proportional to T^2K^2 . In other words, even though the problem itself remains convex, its size will grow exponentially as the number of time slots and random scenarios grows. As a result, such convex relaxation may impose huge computation burden and may not be practical.

B. Alternative Solution Approach

In this section, we propose an alternative convex relaxation approach to solve problem (46) to tackle the *curse of dimensionality* in the number of time slots and random scenarios. Again, we start by expanding the inequality constraint in (25) to also include the last three constraints in problem (46). However, as opposed to the approach in Section III-A, where we would use affine Lagrange multipliers for these three new sets of linear constraints, we would use only scalar Lagrange multipliers, just like in the standard Lagrange dual problem formulation [28, Section 5.2]. This would, in presence of large T and K , significantly reduce the number of additional Lagrange multipliers in the extension of problem (25); and accordingly the number of variables in problem (47). The rest of the analysis would be similar to Section III. Here, we only show the final convex relaxation problem that we must solve:

$$\underset{y_k[t], Y_k[t]}{\text{maximize}} \quad \frac{1}{K} \sum_{t=1}^T \sum_{k=1}^K \text{tr} \left(\Omega_k[t]^T \begin{bmatrix} 0 & f_k[t]^T \\ f_k[t] & F_k[t] \end{bmatrix} \Omega_k[t] Y_k[t] \right)$$

subject to

$$\begin{aligned} Y_{11,k}[t] &= 1 && \forall t, k \\ \text{tr} \left(\Omega_k[t]^T \begin{bmatrix} p_{i0,k}[t] & \frac{p_{i,k}[t]^T}{2} \\ \frac{p_{i,k}[t]}{2} & \mathbf{0} \end{bmatrix} \Omega_k[t] Y_k[t] \right) &\geq 0 && \forall t, k, i \\ \text{tr} \left(\Omega_k[t]^T \begin{bmatrix} p_{i0,k}[t] & p_{j0,k}[t] \\ p_{i,k}[t] & p_{j,k}[t] \end{bmatrix}^T \Omega_k[t] Y_k[t] \right) &\geq 0, && \forall t, k, i, j \\ \text{tr} \left(\Omega_k[t]^T \begin{bmatrix} 0 & q_{z,k}[t]^T \\ q_{z,k}[t] & Q_{z,k}[t] \end{bmatrix} \Omega_k[t] Y_k[t] \right) &= 0, && \forall t, k, z \\ Y_k[t] &\succeq 0, && \forall t, k, \\ \begin{bmatrix} 1 \\ y_k[t] \end{bmatrix} &= Y_k[t] e_1, && \forall t, k \\ e_l^T O_k[t]^T (y_k[t] - y_k[t-1]) + \Gamma &\geq 0, && \forall t, k, \exists l \\ e_l^T O_k[t]^T (y_k[t-1] - y_k[t]) + \Gamma &\geq 0, && \forall t, k, \exists l \\ e_l^T O_k[t]^T (y_k[t] - y_1[t]) &= 0, && \forall t, k, \exists l, \end{aligned} \quad (47)$$

where

$$\Omega_k[t] \triangleq \begin{bmatrix} 1 & \mathbf{0} \\ \bar{x}_k[t] & O_k[t] \end{bmatrix} \quad \forall t, k. \quad (48)$$

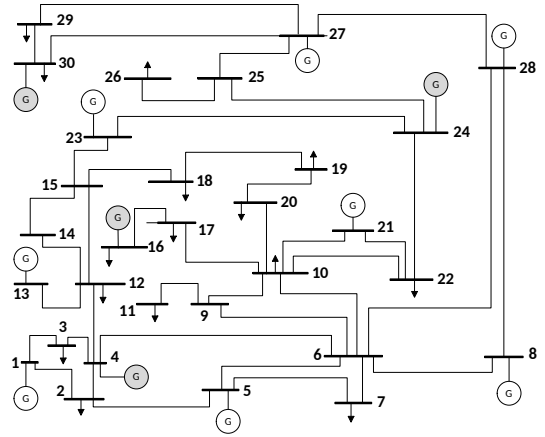


Fig. 1: The IEEE 30-bus test system that we considered in our case studies. The generators in the strategic generation firm are highlighted in gray.

Next, we highlight some of the key properties of problem (47). First, if $T = K = 1$, then problem (47) reduces to problem (38), where the last three sets of constraints in (47) will disappear and the sixth constraint in (47) reduces to (39) in Theorem 1. Second, the SDP problem in (47) has a mix of matrix variables $Y_k[t]$ and vector variables $y_k[t]$. Third, the number of variables in problem (47) is only $TKr(r+1)/2$, which grows only *linearly* with respect to either the number of time slots T or the number of random scenarios K . As we will see in Sections V-C and V-B, this latter property plays a drastic role in lowering the computation time in our proposed approach, compared to the standard MILP approach in [1]–[3]. Fourth, matrices $Y_k[t] \forall t, k$ are dense, i.e., not sparse. Therefore, the matrix completion methods such as the one in [36], [37] are not applicable to problem (47).

As in Theorem 1, if $\text{Rank}(Y_k^*[t]) = 1, \forall t, k$, then the convex relaxation in problem (47) is *exact*, i.e., the optimal solutions of the original MPEC problem in (46) are obtained as

$$x_k^*[t] = O y_k^*[t] + \bar{x}_k[t], \quad (49)$$

where $y_k^*[t], \forall t, k$ is the optimal solution of problem (47). Again, in practice, $\text{Rank}(Y_k^*[t]) > 1$, for several time slot t and random scenario k instances. In such cases, we can still use Algorithm 1, where we replace Lines 1 and 2 with “Solve Problem (47) and obtain $Y_k^*[t]$ and $y_k^*[t]$ for all t and k .”

V. CASE STUDIES

A. Simulation Setup

In this section, we assess the performance of the proposed approach based on the extended IEEE 30 bus test system in [9], see Fig. 1, where the four generators in the strategic generation firm are highlighted using color gray. Here, the network includes 30 buses and 41 transmission lines. We have: $S = \{4, 16, 24, 30\}$. The transmission lines data, generation data, and load energy bids data are the same as those in Tables I to III in [9]. Specifically, the transmission line between bus #2 and bus #4 has a limited capacity of 0.2. Each strategic generation unit has 1 GW capacity and the ramp parameter is $\Gamma = 0.3$. The cost vector for strategic generators is $c^T = [45.84 \ 47.84 \ 55.56 \ 63.88]$ \$/MWh. All loads, except for those

TABLE I: Load Data

Bus #	Hourly Price Bids																							
	1	2	3	4	5	6	7	8	9	10	11	12	13	14	15	16	17	18	19	20	21	22	23	24
26	43.5	41.6	33.7	36.1	35.5	43.9	48.2	58.0	41.0	46.2	41.9	43.8	43.9	45.0	44.0	42.5	48.4	58.4	63.0	72.4	65.7	59.1	52.7	48.7
29	42.4	38.0	35.8	38.0	38.2	40.5	54.3	60.0	53.1	47.0	44.5	45.8	41.6	41.7	44.9	48.9	48.8	59.2	62.1	68.2	64.0	62.4	53.1	45.0

TABLE II: Scaling Factors for Construction of Random Scenarios

Scenario #																			
1	2	3	4	5	6	7	8	9	10	11	12	13	14	15	16	17	18	19	20
2.0	1.9	1.8	1.7	1.6	1.5	1.4	1.3	1.2	1.1	1.0	0.9	0.8	0.7	0.6	0.5	0.4	0.3	0.2	0.1

TABLE III: Computation Time for Different Separate Time Intervals (Minutes)

(a) Proposed Approach							(b) MILP Approach in [1]						
K	Time Interval						K	Time Interval					
	1	2	3	4	5	6		1	2	3	4	5	6
6	11	15	11	12	9	10	6	236	97	516	174	35	21
9	13	17	9	7	13	7	7	949	119	287	285	54	57
8	14	19	18	15	14	11	8	2126	537	1135	137	23	40
9	11	21	20	11	17	10	9	553	-	329	470	71	70
10	19	21	12	10	12	16	10	2197	-	-	587	70	161

at buses 26 and 29, submit a price bid of 72 \$/MWh for all 24 market operation hours. The hourly price bids of the load at bus 26 and bus 29 are as in Table I. As in [1], we construct 20 random scenarios by scaling the price bids of loads and non-strategic generators by using the 20 scaling factors that are given in Table II. All problems are solved using a single Intel Xeon E5-2450-v2 CPU.

Problem (47) is solved using Yalmip [38], where Mosek [32] is the SDP solver. All MILP formulations are solved using Gurobi [39]. In all case studies, the number of time slots T and the number of random scenarios K are selected such that, the MILP approach in [1] can converge in a timely manner to allow us assess the optimality of our own design. The optimality of our proposed approach is measured based on the profit that is gained by the generation firm, after bidding the solution that comes from our proposed approach. In this regards, for any solution x^* that is feasible to the constraints of problem (21), the optimality of x^* is defined as the numerical value of the objective function in (21) at $x = x^*$, divided by the true optimal objective value of problem (21).

B. Impact of Increasing the Number of Random Scenarios

Suppose $T = 4$. Fig. 2(a) shows the average computation time versus the number of random scenarios K for our approach as well as for the MILP approach in [1]. Here, the average is taken across six MPEC problems for six different time intervals of length four hours. From Fig. 2(a), we can see that as K increases, the computation time for MILP approach in [1] grows exponentially while for our proposed approach grows rather linearly. The difference between the two approaches becomes particularly significant where there are $K = 6$ or more random scenarios. For this range of random scenarios, the computation times are shown in Table III. We can see that, when $K = 10$, the MILP approach in [1] does

not converge for the second and third time intervals, even after running for three days. In contrast, our approach always converged in less than 21 minutes. Interestingly, the optimality of the solution that comes from our proposed approach is always 96% or better, for all the cases that are studied in this section. For example, where $K = 8$, the average computation time for the approach in [1] and our approach are 667 minutes versus only about 16 minutes, respectively. This suggests an improvement factor over 40. Note that, we did not go beyond $K = 10$ scenarios, mainly because the MILP approach in [1] could not converge in a timely manner for the larger number of scenarios. In particular, the MILP approach in [1] could not converge even after running the MILP algorithm for three days. Otherwise, as far as our proposed approach is concerned, we can handle larger K in this case, if needed.

Next, we take a closer look at how Algorithm 1 behaves. Out of the $10 \times 6 = 60$ total case instances that are analyzed in the case studies in this Section, in 36 cases, the inner loop of Algorithm 1 was executed only once. In 24 cases, the inner loop of Algorithm 1 was iteratively executed between two to nine times. That being said, Algorithm 1 never iterated more than nine times between Step 5 and Step 12, and never ended up solving the original problem in (23) using the MILP approach [1]. Of course, this may change in other test cases.

C. Impact of Increasing the Scheduling Horizon

Next, we examine the impact of changing the scheduling horizon. To allow the competing MILP approach in [1] to converge in a timely manner, we assume that $K = 2$, and we instead increase the number of time slots T . The results are shown in Fig. 3. We can see in Fig. 3(a) that, the computation time of proposed approach grows linearly, as T increases, while the computation time of the MILP approach in [1] grows with a significantly higher rate. Specifically, for the case with

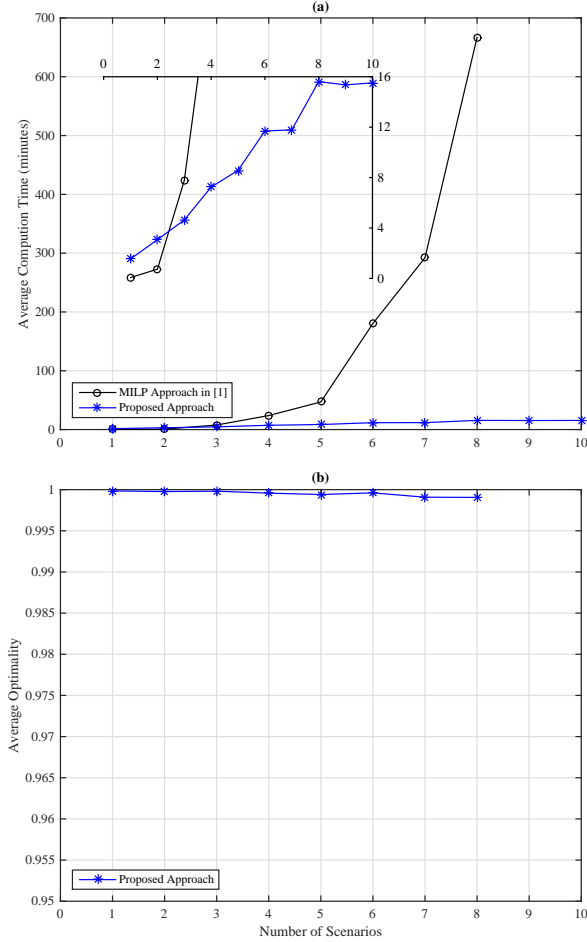


Fig. 2: The impact of increasing the number of random scenarios on the performance of the proposed approach and the MILP approach in [1]: (a) the computation time; (b) the optimality.

$T = 19$, the MILP approach in [1] does not converge even after running the related code for three days. In contrast, the computation time of our proposed approach is always less than 25 minutes. Also, from Fig. 3(b), our proposed approach is also always very accurate in terms of achieving the optimal profit for the strategic producers.

D. The Impact of Congested Line Capacity

To show that the performance of our proposed approach is not sensitive to the choice of system parameters, in this section, we examine the impact of transmission line capacity, where we set $T = 8$ and $K = 3$. The results are shown in Fig. 4, where we change the capacity of transmission line 3 [9] from 0.1 to 1.0. Again, we can see that our proposed approach is accurate and much more computationally efficient.

E. The impact of Ramp Parameter

In this Section, the impact of the ramp parameter Γ on the computation time as well as on the optimality of our proposed approach is assessed for the same simulation setup in Section V-D, where the capacity of the congested transmission line

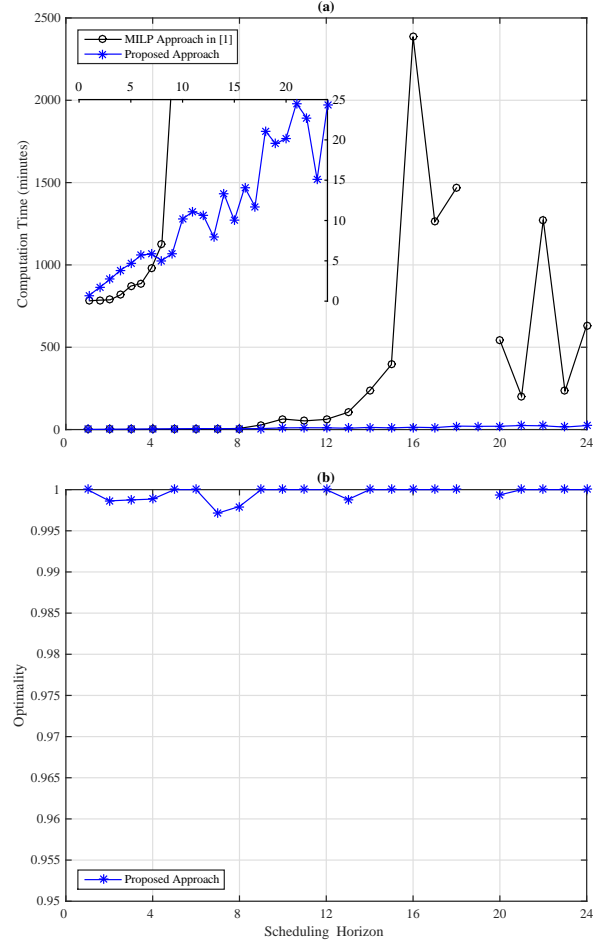


Fig. 3: The impact of increasing the optimization scheduling horizon on the performance of the proposed approach and the approach in [1]: (a) the computation time; (b) the optimality.

is 0.2 and the ramp parameter Γ varies from 0.1 to 0.5. The results are shown in Fig. 5. We can see that our proposed approach significantly outperforms the MILP approach.

F. Comparison with other Convex Relaxation Approaches

In this Section, the performance of our proposed approach is compared with that of the ones in [19] and the SDP relaxation approaches in [18] and [40]. The comparison is done based on the case of the IEEE 30-Bus System in Fig. 1, where $K = 1$, and T varies from 1 to 5. First and foremost, we note that [19], [18] and [40] do *not* provide any feasible solution to problem (21). This is a common problem in many standard SDP relaxation techniques, c.f. [41]. Accordingly, we can only compare the objective values under relaxation, i.e., the relaxation gap. With that in mind, we note that the approach in [19] always results in an *unbounded* objective value, which suggests an extremely poor performance. The approach in [40] results in unbounded objective values for $T = 1$ and $T = 2$. This approach does not converge for $T > 2$. Therefore, the performance of the approach in [40] is very poor too. Finally, the approach in [18] *does* converge and it *is* bounded for the cases of $T = 1$ and $T = 2$. This convergence is achieved after

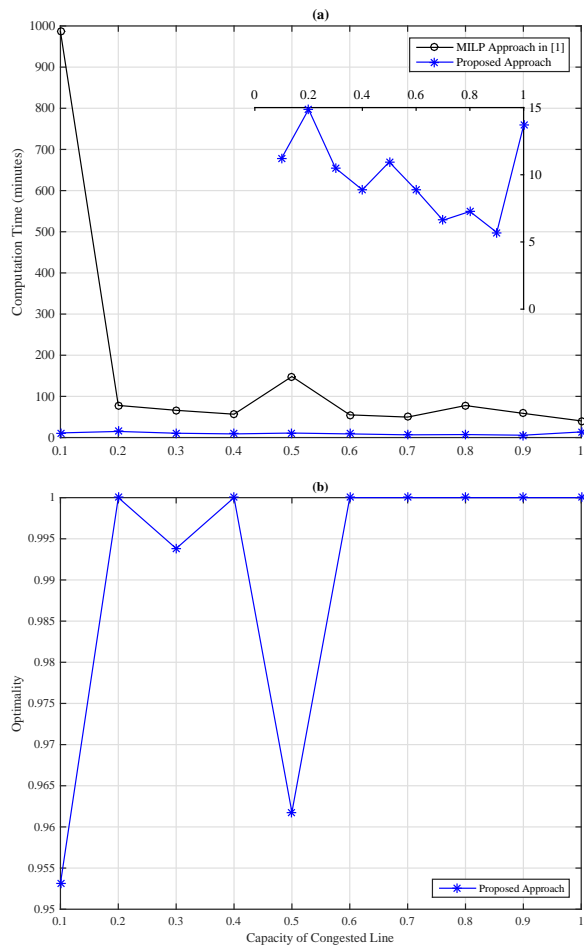


Fig. 4: The impact of changing the capacity of the congested transmission line on the performance of the proposed approach and the approach in [1]: (a) the computation time; (b) the optimality.

1239 and 63315 seconds, with a relaxation gap of 5534% and 3386%, respectively. In contrast, once our approach is used, the convergence times are only 22 and 49 seconds, and the relaxation gaps are only 0.07% and 0.15%, respectively. As for the cases with $T > 2$, the approach in [18] does *not* converge. From the above results, we can see that our proposed approach clearly outperforms the approaches in [18], [19] and [40].

G. The Impact of the Number of Buses

In this Section, the impact of the size of the power grid on the performance of our proposed approach is assessed. For this purpose, several power networks are constructed by extending the number of buses, loads and generators in our base test cases according to Table IV. The energy demands of the added generators are chosen such that the total added generation is equal to the total added load. In addition, the price bids for the added generators and added loads are set to zero and 72 \$/MWh, respectively. The line with finite capacity and the location of strategic generators are as in Section V-B. Fig 6(a) and Fig. 6(b) show the computation time and the optimality of our proposed approach, respectively, for the case of $T = 10$ time slots and $K = 3$ random scenarios. From Fig. 6(a),

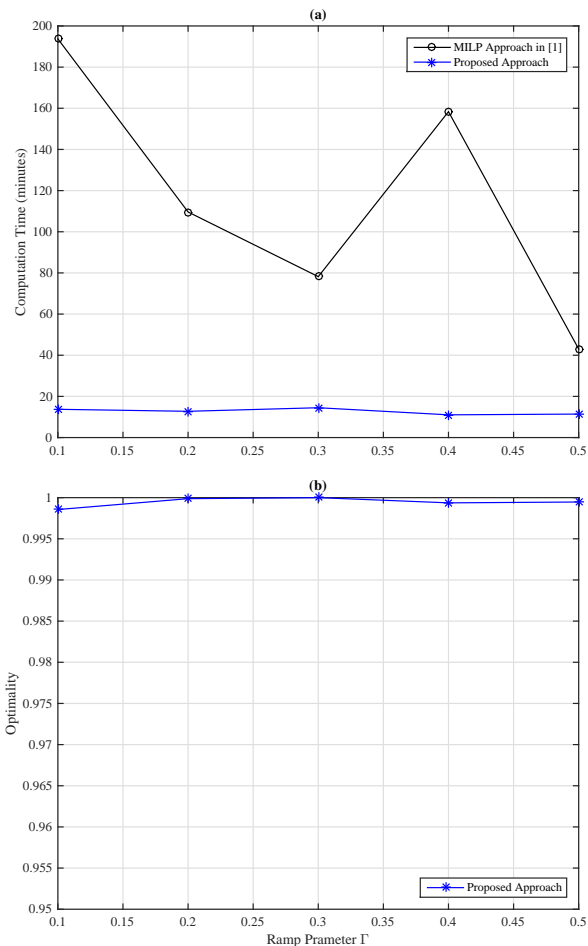


Fig. 5: The impact of changing the ramp parameter Γ on the performance of the proposed approach and the approach in [1]: (a) the computation time; (b) the optimality.

TABLE IV: Constructed Networks

Buses	30	40	50	60	70	80
Generators	12	15	17	19	21	23
Loads	16	21	26	31	35	41

the computation time of our approach is much lower than the MILP approach in [1]. Note that, for the power networks with 60, 70 and 80 buses, the MILP approach did not converge after three days running time. Also, from Fig. 6(b) the optimality of our approach is greater than 99% for power networks with 50 buses or less. As for the cases with more than 50 buses, we simply do not know the level of optimality because we do not have a truly optimal reference for comparison. As for the networks with over 80 buses, the computation time even for our proposed approach starts growing significantly.

VI. CONCLUSIONS

A new and innovative method was proposed to solve strategic bidding problems in nodal electricity markets. Without loss of generality, we focused on the case of strategic bidding for producers. Unlike the state-of-the-art solution approach, where

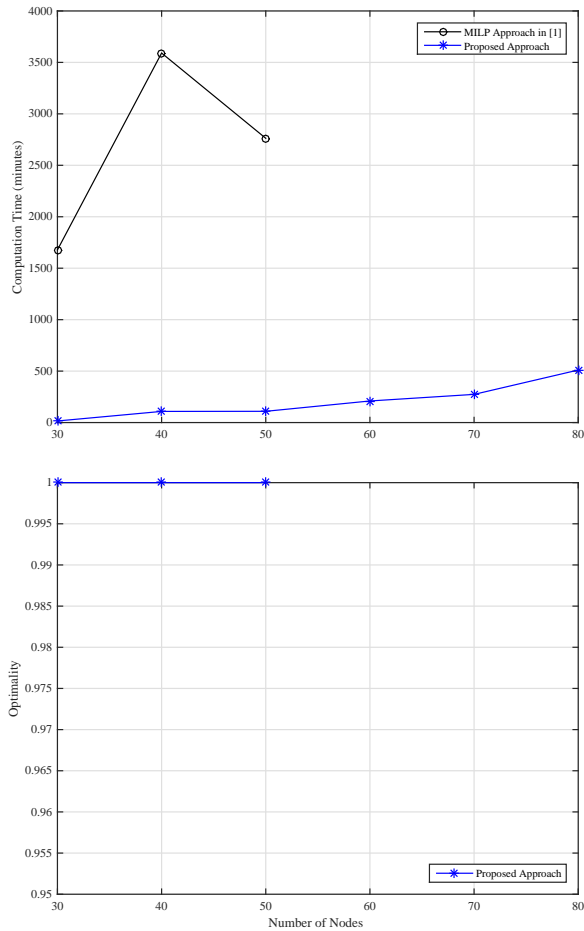


Fig. 6: The impact of increasing the number of buses on the performance of the proposed approach and the approach in [1]: (a) the computation time; (b) the optimality.

the strategic bidding problem is reformulated to an MILP, the approach in this paper is based on convex programming. Therefore, in addition to its potential in achieving very accurate optimal solutions, the proposed approach is much more reliable and often computationally more tractable in solving the strategic bidding problems in power systems. For example, in a case study based on an IEEE 30-bus network with 10 random scenarios, while the state-of-the-art MILP approach does not converge even after running for about three days, our approach achieved the solution in less than twenty one minutes, running on the same computation platform.

While the proposed approach in this paper takes a major leap in solving strategic bidding problems in nodal electricity markets compared to the state-of-the-art MILP-based approaches, it still faces some limitations that could be addressed in future follow up studies. For example, it appears that the proposed method is well-capable of handling the increases in the number of time slots and the number of random scenarios. However, it is still not fully capable of handling the increases in the number of buses. Another interesting direction for future work is to obtain analytical performance bounds, i.e., on optimality and computational time, of the proposed method.

APPENDIX: PROOF OF THEOREM 1

From (39), the objective value of (33) at $y = y^*$ becomes:

$$\begin{aligned} & (Oy^* + \bar{x})^T F(Oy^* + \bar{x}) + 2f^T(Oy^* + \bar{x}) = \\ & \text{tr} \left(\begin{bmatrix} 1 \\ y^* \end{bmatrix}^T \Omega^T \begin{bmatrix} 0 & f^T \\ f & F \end{bmatrix} \Omega \begin{bmatrix} 1 \\ y^* \end{bmatrix} \right) = \text{tr} \left(\Omega^T \begin{bmatrix} 0 & f^T \\ f & F \end{bmatrix} \Omega Y^* \right), \end{aligned} \quad (50)$$

where the last equality is due to the fact that since $\text{Rank}(Y^*) = 1$, $Y_{11}^* = 1$, and (39) holds, we have:

$$Y^* = \begin{bmatrix} 1 \\ y^* \end{bmatrix} \begin{bmatrix} 1 \\ y^* \end{bmatrix}^T. \quad (51)$$

By taking the same steps, one can show that $y = y^*$ satisfies the constraints in problem (33). Therefore, on one hand, y^* in (39) satisfies all the constraints in problem (33) and produces an objective value for problem (33) that is equal to the optimal objective value of problem (38). On the other hand, since problem (38) is a convex relaxation of problem (33), its optimal objective value gives an upper bound for the optimal objective value of problem (33). Hence, y^* is an optimal solution for problem (33) and the relaxation gap is zero. ■

REFERENCES

- [1] C. Ruiz and A. J. Conejo, "Pool strategy of a producer with endogenous formation of locational marginal prices," *IEEE Trans. on Power Systems*, vol. 24, no. 4, pp. 1855–1866, Sep. 2009.
- [2] S. J. Kazempour, A. J. Conejo, and C. Ruiz, "Strategic generation investment using a complementarity approach," *IEEE Trans. on Power Systems*, vol. 26, no. 2, pp. 940–948, May 2011.
- [3] D. Pozo and J. Contreras, "Finding multiple nash equilibria in pool-based markets: A stochastic EPEC approach," *IEEE Trans. on Power Systems*, vol. 26, no. 3, pp. 1744–1752, Aug. 2011.
- [4] C. G. Baslis and A. G. Bakirtzis, "Mid-term stochastic scheduling of a price-maker hydro producer with pumped storage," *IEEE Trans. on Power Systems*, vol. 26, no. 4, pp. 1856–1865, Nov. 2011.
- [5] D. Zhang, Y. Wang, and P. B. Luh, "Optimization based bidding strategies in the deregulated market," *IEEE Trans. on Power Systems*, vol. 15, no. 3, pp. 981–986, Aug. 2000.
- [6] H. Mohsenian-Rad, "Optimal demand bidding for time-shiftable loads," *IEEE Trans. on Power Systems*, vol. 30, no. 2, pp. 939–951, Mar. 2015.
- [7] A. Daraeepour, S. J. Kazempour, D. Patino-Echeverri, and A. J. Conejo, "Strategic demand-side response to wind power integration," *accepted for publication in IEEE Trans. on Power Systems*, Nov. 2015.
- [8] H. Mohsenian-Rad, "Optimal bidding, scheduling, and deployment of battery systems in california day-ahead energy market," *IEEE Trans. on Power Systems*, vol. 31, no. 1, pp. 442–453, Jan. 2016.
- [9] —, "Coordinated price-maker operation of large energy storage systems in nodal energy markets," *IEEE Trans. on Power Systems*, vol. 31, no. 1, pp. 786–797, Jan. 2016.
- [10] H. Akhavan-Hejazi and H. Mohsenian-Rad, "Optimal operation of independent storage systems in energy and reserve markets with high wind penetration," *IEEE Trans. on Smart Grid*, vol. 5, no. 2, pp. 1088–1097, Mar. 2014.
- [11] D. Ladurantaye, M. Gendreau, and J. Y. Potvin, "Strategic bidding for price-taker hydroelectricity producers," *IEEE Trans. on Power Systems*, vol. 22, no. 4, pp. 2187–2203, Nov. 2007.
- [12] B. F. Hobbs, C. B. Metzler, and J. S. Pang, "Strategic gaming analysis for electric power systems: an mpec approach," *IEEE Transactions on Power Systems*, vol. 15, no. 2, pp. 638–645, May 2000.
- [13] L. Baringo and A. J. Conejo, "Strategic offering for a wind power producer," *IEEE Transactions on Power Systems*, vol. 28, no. 4, pp. 4645–4654, November 2013.
- [14] A. S. Mobarakeh and H. Mohsenian-Rad, "Strategic selection of capacity and mileage bids in california iso performance-based regulation market," in *Proc. of IEEE PES General Meeting*, Boston, MA, July 2016.
- [15] S. J. Kazempour, A. J. Conejo, and C. Ruiz, "Strategic bidding for a large consumer," *IEEE Transactions on Power Systems*, vol. 30, no. 2, pp. 848–855, March 2015.

- [16] H. Pandzic, A. J. Conejo, I. Kuzle, and E. Caro, "Yearly maintenance scheduling of transmission lines within a market environment," *IEEE Transactions on Power Systems*, vol. 28, no. 1, pp. 407–415, February 2012.
- [17] A. L. Motto, J. M. Arroyo, and F. D. Galiana, "A mixed-integer LP procedure for the analysis of electric grid security under disruptive threat," *IEEE Transactions on Power Systems*, vol. 20, no. 3, pp. 1357–1365, August 2005.
- [18] M. Fampa and W. Pimentel, "SDP relaxation for a strategic pricing bilevel problem in electricity markets," in *Proc. of Simpsio Brasileiro de Pesquisa Operacional*, Natal, Brazil, Sep. 2013.
- [19] H. Haghghat, "Strategic offering under uncertainty in power markets," *International Journal of Electrical Power & Energy Systems*, vol. 63, pp. 1070–1077, Dec. 2014.
- [20] M. Laurent, *Sums of squares, moment matrices and optimization over polynomials*, in *Emerging Applications of Algebraic Geometry*, M. Putinar and S. Sullivant, Eds. IMA Volumes in Mathematics and its Applications, vol. 149, New York, NY: Springer, 2009, pp. 157–270.
- [21] A. Papachristodoulou, J. Anderson, G. Valmorbida, S. Prajna, P. Seiler, and P. A. Parrilo, *SOSTOOLS user's guid*, October 2013. [Online]. Available: <http://www.cds.caltech.edu/sostools/sostools.pdf/>
- [22] V. Jeyakumar, T. S. Phamb, and G. Li, "Convergence of the lasserre hierarchy of SDP relaxations for convex polynomial programs without compactness," *Operations Research Letters*, vol. 42, pp. 34–40, 2014.
- [23] J. Nie, "Optimality conditions and finite convergence of Lasserre's hierarchy," *Submitted to the journal of Optimization and Control*, 2012. [Online]. Available: <https://arxiv.org/abs/1206.0319>
- [24] S. Gabriel, A. Conejo, J. Fuller, B. Hobbs, and C. Ruiz, *Complementarity Modeling in Energy Markets*. New York, USA: Springer, 2013.
- [25] Y. Fu and Z. Li, "Different models and properties on lmp calculations," in *Proc. of IEEE PES General Meeting*, Montreal, Canada, June 2006.
- [26] P. Garcia-Herreros, L. Zhang, P. Misra, E. Arslan, S. Mehta, and I. E. Grossmann, "Mixed-integer bilevel optimization for capacity planning with rational markets," *Operations Research Letters*, vol. 86, no. 4, pp. 33–47, March 2016.
- [27] S. Dempe and A. B. Zemkoho, "The bilevel programming problem: reformulations, constraint qualifications and optimality conditions," *Journal of Mathematical Programming*, vol. 138, pp. 447–473, 2013.
- [28] S. Boyd and L. Vandenberghe, *Convex Optimization*. New York, NY, USA: Cambridge University Press, 2004.
- [29] C. Zhao, E. Mallada, and F. Dorfler, "Distributed frequency control for stability and economic dispatch in power networks," in *American Control Conference*, Chicago, IL, July 2015.
- [30] N. Li, L. Chen, C. Zhao, and S. H. Low, "Connecting automatic generation control and economic dispatch from an optimization view," in *American Control Conference*, Portland, OR, July 2014.
- [31] G. Blekherman, P. A. Parrilo, and R. R. Thomas, *Semidefinite Optimization and Convex Algebraic Geometry*. MOS-SIAM Series on Optimization, Mar. 2013.
- [32] MOSEK ApS, *The MOSEK optimization toolbox for MATLAB manual Version 7.0 (Revision 141)*, 2015. [Online]. Available: <http://docs.mosek.com/7.0/toolbox/>
- [33] D. C. Lay, *Linear Algebra and its Applications*. Boston, MA: Addison-Wesley, 2000.
- [34] Mathworks, "System of linear equations," 2016. [Online]. Available: <http://www.mathworks.com/help/matlab/math/systems-of-linear-equations.html?refresh=true>
- [35] H. Mohsenian-Rad, J. Miettinen, R. Schober, and V. Wong, "Pre-equalization for pre-rake DS-UWB systems with spectral mask constraints," *IEEE Trans. on Communications*, vol. 59, pp. 780–791, 2011.
- [36] L. Vandenberghe and M. S. Andersen, "Chordal graphs and semidefinite optimization," *Journal of Foundations and Trends in Optimization*, vol. 1, no. 4, pp. 241–433, 2015.
- [37] A. Jabr, "Exploiting sparsity in SDP relaxations of the OPF problem," *IEEE Transactions on Power Systems*, vol. 27, no. 2, pp. 1138–1139, May 2012.
- [38] J. Lofberg, "Yalmip : A toolbox for modeling and optimization in matlab," in *proc. of IEEE International Symposium on Computer Aided Control Systems Design*, Taipei, Taiwan, Sep. 2004.
- [39] G. O. Inc., "Gurobi optimizer reference manual," 2015. [Online]. Available: <http://www.gurobi.com>
- [40] B. Xiaowei, N. V. Sahinidis, and M. Tawarmalani, "Semidefinite relaxations for quadratically constrained quadratic programming: A review and comparisons," *Journal of Mathematical Programming*, vol. 129, no. 1, pp. 129–157, 2011.
- [41] S. You and Q. Peng, "A non-convex alternating direction method of multipliers heuristic for optimal power flow," in *Proc. of IEEE Conference on Smart Grid Communications*, Venice, Italy, Nov. 2014.