

Maximum Selection and Sorting with Adversarial Comparators and an Application to Density Estimation

Jayadev Acharya Moein Falahatgar Ashkan Jafarpour
 EECS, MIT ECE, UCSD Yahoo Labs
 jayadev@csail.mit.edu moein@ucsd.edu ashkanj@yahoo-inc.com

Alon Orlitzky Ananda Theertha Suresh
 ECE & CSE, UCSD Google Research
 alon@ucsd.edu s.theertha@gmail.com

February 2, 2022

Abstract

We study maximum selection and sorting of n numbers using pairwise comparators that output the larger of their two inputs if the inputs are more than a given threshold apart, and output an adversarially-chosen input otherwise. We consider two adversarial models. A non-adaptive adversary that decides on the outcomes in advance based solely on the inputs, and an adaptive adversary that can decide on the outcome of each query depending on previous queries and outcomes.

Against the non-adaptive adversary, we derive a maximum-selection algorithm that uses at most $2n$ comparisons in expectation, and a sorting algorithm that uses at most $2n \ln n$ comparisons in expectation. These numbers are within small constant factors from the best possible. Against the adaptive adversary, we propose a maximum-selection algorithm that uses $\Theta(n \log(1/\epsilon))$ comparisons to output a correct answer with probability at least $1 - \epsilon$. The existence of this algorithm affirmatively resolves an open problem of Ajtai, Feldman, Hassadim, and Nelson [AFHN15].

Our study was motivated by a density-estimation problem where, given samples from an unknown underlying distribution, we would like to find a distribution in a known class of n candidate distributions that is close to underlying distribution in ℓ_1 distance. Scheffe’s algorithm [DL01] outputs a distribution at an ℓ_1 distance at most 9 times the minimum and runs in time $\Theta(n^2 \log n)$. Using maximum selection, we propose an algorithm with the same approximation guarantee but run time of $\Theta(n \log n)$.

1 Introduction

1.1 General background and motivation

Maximum selection and sorting are fundamental operations with wide-spread applications in computing, investment, marketing [AMPP09], decision making [Thu27, Dav63], and sports. These operations are often accomplished via pairwise comparisons between elements, and the goal is to minimize the number of comparisons.

For example, one may find the largest of n elements by first comparing two elements and then successively comparing the larger one to a new element. This simple algorithm takes $n - 1$ comparisons, and it is easy to see that $n - 1$ comparisons is necessary. Similarly, *merge sort* sorts n elements using less than $n \log n$ comparisons, close to the information theoretic lower bound of $\log n! = n \log n - o(n)$.

*Part of this paper appeared in [AJOS14].

However, in many applications, the pairwise comparisons may be imprecise. For example, when comparing two random numbers, such as stock performances, or team strengths, the output of the comparison may vary due to chance. Consequently, a number of researchers have considered maximum selection and sorting with imperfect, or noisy, comparators.

The comparators in these models mostly function correctly, but occasionally may produce an inaccurate comparison result, where the form of inaccuracy is dictated by the application. The Bradley-Terry-Luce [BT52] model assumes that if two values x and y are compared, then x is selected as the larger with probability $x/(x+y)$. Observe that the comparison is correct with probability $\max\{x, y\}/(x+y) \geq 1/2$. Algorithms for ranking and estimating weights under this model were proposed, *e.g.*, in [NOS12]. Another model assumes that the output of any comparator gets reversed with probability less than $1/2$. Algorithms applying this model for maximum selection were proposed in [AGHB⁺94] and for ranking in [KK07, BM08].

We consider a third model where, unlike the previous models, the comparison outcome can be adversarial. If the numbers compared are more than a threshold Δ apart, the comparison is correct, while if they differ by at most Δ , the comparison is arbitrary, and possibly even adversarial.

This model can be partially motivated by physical observations. Measurements are regularly quantized and often adulterated with some measurement noise. Quantities with the same quantized value may therefore be incorrectly compared. In psychophysics, the Weber-Fechner law [Ekm59] stipulates that humans can distinguish between two physical stimuli only when their difference exceeds some threshold (known as *just noticeable difference*). And in sports, a judge or a home-team advantage may, even adversarially, sway the outcome of a game between two teams of similar strength, but not between teams of significantly different strengths. Our main motivation for the model derives from the important problem of density-estimation and distribution-learning.

1.2 Density estimation via pairwise comparisons

In a typical PAC-learning setup [Val84, KMR⁺94], we are given samples from an unknown distribution p_0 in a known distribution class \mathcal{P} and would like to find, with high probability, a distribution $\hat{p} \in \mathcal{P}$ such that $\|\hat{p} - p_0\|_1 < \delta$.

One standard approach proceeds in two steps [DL01].

1. Offline, construct a δ -cover of \mathcal{P} , a finite collection $\mathcal{P}_\delta \subseteq \mathcal{P}$ of distributions such that for any distribution $p \in \mathcal{P}$, there is a distribution $q \in \mathcal{P}_\delta$ such that $\|p - q\|_1 < \delta$.
2. Using the samples from p_0 , find a distribution in \mathcal{P}_δ whose ℓ_1 distance to p_0 is close to the ℓ_1 distance of the distribution in \mathcal{P}_δ that is closest to p_0 .

These two steps output a distribution whose ℓ_1 distance from p_0 is *close* to δ . Surprisingly, for several common distribution classes, such as Gaussian mixtures, the number of samples required by this generic approach matches the information theoretically optimal sample complexity, up to logarithmic factors [DK14, SOAJ14, DKK⁺16].

The Scheffe Algorithm [Sch47, DL01] is a popular method for implementing the second step, namely to find a distribution in \mathcal{P}_δ with a small ℓ_1 distance from p_0 . It takes every pair of distributions in \mathcal{P}_δ and uses the samples from p_0 to decide which of the two distributions is closer to p_0 . It then declares the distribution that “wins” the most pairwise closeness comparisons to be the nearly-closest to p_0 . As shown in [DL01], with high probability, the Scheffe algorithm yields a distribution that is at most 9 times further from p_0 than the distribution in \mathcal{P}_δ with the lowest ℓ_1 distance from p_0 , plus a diminishing additive term; hence finds a distribution that is roughly 9δ away from p_0 . Since this algorithm compares every pair of distributions in \mathcal{P}_δ , it uses quadratic in $|\mathcal{P}_\delta|$ comparisons. In Section 6, we use maximum-selection results to derive an algorithm with the same approximation guarantee but with linear in $|\mathcal{P}_\delta|$ comparisons.

1.3 Organization

The paper is organized as follows. In Section 2 we define the problem and introduce the notations, in Section 3 we summarize the results, in Section 4 we derive simple bounds and describe the performance

of simple algorithms, and in Section 5 we present our main maximum-selection algorithms. The relation between density estimation problem and our comparison model is discussed in Section 6, and in Section 7 we discuss sorting with adversarial comparators.

2 Notations and Preliminaries

Practical applications call for sorting or selecting the maximum of not just numbers, but rather of items with associated values. For example, finding the person with the highest salary, the product with lowest price, or a sports team with the most *capability* of winning. Associate with each item i a real value x_i , and let $\mathcal{X} \stackrel{\text{def}}{=} \{x_1, \dots, x_n\}$ be the multiset of values. In maximum selection, we use noisy pairwise comparisons to find an index i such that x_i is close to the largest element $x^* \stackrel{\text{def}}{=} \max\{x_1, \dots, x_n\}$.

Formally, a faulty comparator \mathcal{C} takes two distinct indices i and j , and if $|x_i - x_j| > \Delta$, outputs the index associated with the higher value, while if $|x_i - x_j| \leq \Delta$, outputs either i or j , possibly adversarially. Without loss of generality, we assume that $\Delta = 1$. Then,

$$\mathcal{C}(i, j) = \begin{cases} \arg \max \{x_i, x_j\} & \text{if } |x_i - x_j| > 1, \\ i \text{ or } j \text{ (adversarially)} & \text{if } |x_i - x_j| \leq 1. \end{cases}$$

It is easier to think just of the numbers, rather than the indices. Therefore, informally we will simply view the comparators as taking two real inputs x_i and x_j , and outputting

$$\mathcal{C}(x_i, x_j) = \begin{cases} \max\{x_i, x_j\} & \text{if } |x_i - x_j| > 1, \\ x_i \text{ or } x_j \text{ (adversarially)} & \text{if } |x_i - x_j| \leq 1. \end{cases} \quad (1)$$

We consider two types of adversarial comparators: *non-adaptive* and *adaptive*.

- A *non-adaptive adversarial comparator* that has complete knowledge of \mathcal{X} and the algorithm, but must fix its outputs for every pair of inputs before the algorithm starts.
- An *adaptive adversarial comparator* not only has access to the algorithm and the inputs, but is also allowed to adaptively decide the outcomes of the queries taking into account all the previous queries made by the algorithm.

A non-adaptive comparator can be naturally represented by a directed graph with n nodes representing the n indices. There is an edge from node i to node j if the comparator declares x_i to be larger than x_j , namely, $\mathcal{C}(x_i, x_j) = x_i$. Figure 1 is an example of such a comparator, where for simplicity we show only the values 0, 1, 1, 2, and not the indices. Note that by definition, $\mathcal{C}(2, 0) = 2$, but for all the other pairs, the outputs can be decided by the comparator. In this example, the comparator declares the node with value 2 as the “winner” against the right node with value 1, but as the “loser” against the left node, also with value 1. Among the two nodes with value 1, it arbitrarily declares the left one as the winner. An adaptive adversary reveals the edges one by one as the algorithm proceeds.

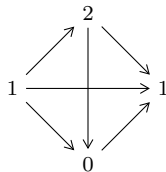


Figure 1: Comparator for four inputs with values $\{0, 1, 1, 2\}$

We refer to each comparison as a *query*. The number of queries an algorithm \mathcal{A} makes for $\mathcal{X} = \{x_1, \dots, x_n\}$ is its *query complexity*, denoted by $Q_n^{\mathcal{A}}$.¹ Our algorithms are randomized and $Q_n^{\mathcal{A}}$ is a random variable. The *expected query complexity* of \mathcal{A} for the input \mathcal{X} is

$$q_n^{\mathcal{A}} \stackrel{\text{def}}{=} \mathbb{E}[Q_n^{\mathcal{A}}],$$

where the expectation is over the randomness of the algorithm.

Let $\mathcal{C}_{\text{non}}(\mathcal{X})$ or simply \mathcal{C}_{non} be the set of all non-adaptive adversarial comparators, and let $\mathcal{C}_{\text{adpt}}$ be the set of all adaptive adversarial comparators. The *maximum expected query complexity* of \mathcal{A} against non-adaptive adversarial comparators is

$$q_n^{\mathcal{A}, \text{non}} \stackrel{\text{def}}{=} \max_{\mathcal{C} \in \mathcal{C}_{\text{non}}} \max_{\mathcal{X}} q_n^{\mathcal{A}}. \quad (2)$$

Similarly, the maximum expected query complexity of \mathcal{A} against adaptive adversarial comparators is

$$q_n^{\mathcal{A}, \text{adpt}} \stackrel{\text{def}}{=} \max_{\mathcal{C} \in \mathcal{C}_{\text{adpt}}} \max_{\mathcal{X}} q_n^{\mathcal{A}}.$$

We evaluate an algorithm by how close its output is to x^* , the maximum of \mathcal{X} .

Definition 1. A number x is a t -approximation of x^* if $x \geq x^* - t$.

The t -approximation error of an algorithm \mathcal{A} over n inputs is

$$\mathcal{E}_n^{\mathcal{A}}(t) \stackrel{\text{def}}{=} \Pr(Y_{\mathcal{A}}(\mathcal{X}) < x^* - t),$$

the probability that \mathcal{A} 's output $Y_{\mathcal{A}}(\mathcal{X})$ is *not* a t -approximation of x^* . For an algorithm \mathcal{A} , the maximum t -approximation error for the worst non-adaptive adversary is

$$\mathcal{E}_n^{\mathcal{A}, \text{non}}(t) \stackrel{\text{def}}{=} \max_{\mathcal{C} \in \mathcal{C}_{\text{non}}} \max_{\mathcal{X}} \mathcal{E}_n^{\mathcal{A}}(t),$$

and similarly for the adaptive adversary,

$$\mathcal{E}_n^{\mathcal{A}, \text{adpt}}(t) \stackrel{\text{def}}{=} \max_{\mathcal{C} \in \mathcal{C}_{\text{adpt}}} \max_{\mathcal{X}} \mathcal{E}_n^{\mathcal{A}}(t).$$

For the non-adaptive adversary, the minimum t -approximation error of any algorithm is

$$\mathcal{E}_n^{\text{non}}(t) \stackrel{\text{def}}{=} \min_{\mathcal{A}} \mathcal{E}_n^{\mathcal{A}, \text{non}}(t).$$

and similarly for the adaptive adversary,

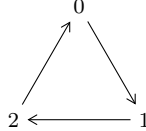
$$\mathcal{E}_n^{\text{adpt}}(t) \stackrel{\text{def}}{=} \min_{\mathcal{A}} \mathcal{E}_n^{\mathcal{A}, \text{adpt}}(t).$$

Since adaptive adversarial comparators are stronger than non-adaptive, for all t ,

$$\mathcal{E}_n^{\text{adpt}}(t) \geq \mathcal{E}_n^{\text{non}}(t).$$

The next example shows that $\mathcal{E}_3^{\text{non}}(t) \geq \frac{1}{3}$ for all $t < 2$.

Example 2. $\mathcal{E}_3^{\text{non}}(t) \geq \frac{1}{3}$ for all $t < 2$. Consider $\mathcal{X} = \{0, 1, 2\}$ and the following comparators.



By symmetry, no algorithm can differentiate between the three inputs, hence any algorithm will output 0 with probability $1/3$.

¹This is a slight abuse of notation suppressing \mathcal{X} .

3 Previous and new results

In Section 4.1 we lower bound $\mathcal{E}_n^{\text{non}}(t)$ as a function of t . In Lemma 3, we show that for all $t < 1$ and odd n , $\mathcal{E}_n^{\text{non}}(t) \geq 1 - 1/n$, namely for some \mathcal{X} , approximating the maximum to within less than one is equivalent to guessing a random x_i as the maximum. In Lemma 4, we modify Example 2 and show that for all $t < 2$ and odd n , any algorithm has t -approximation error close to $1/2$ for some input.

We propose a number of algorithms to approximate the maximum. These algorithms have different guarantees in terms of the probability of error, approximation factor, and query complexity.

We first consider two simple algorithms, the complete tournament, denoted COMPL, and the sequential selection, denoted SEQ. Algorithm COMPL compares all the possible input pairs, and declares the input with the most number of wins as the maximum. We show the simple result that almost surely COMPL outputs a 2-approximation of x^* . We then consider the algorithm SEQ that compares a pair of inputs and discards the loser and compares the winner with a new input. We show that even under random selection of the inputs, there exist inputs such that, with high probability, SEQ cannot provide a constant approximation to x^* .

We then consider more advanced algorithms. The knock-out algorithm, at each stage pairs the inputs at random, and keeps the winners of the comparisons for the next stage. We design a slight modification of this algorithm, denoted KO-MOD that achieves a 3-approximation with error probability at most ϵ , even against adaptive adversarial comparators. We note that [AFHN15] proposed a different algorithm with similar performance guarantees.

Motivated by quick-sort, we propose a quick-select algorithm Q-SELECT that outputs a 2-approximation, with zero error probability. It has an expected query complexity of at most $2n$ against the non-adaptive adversary. However, in Example 12, we see that this algorithm requires $\binom{n}{2}$ queries against the adaptive adversary.

This leaves the question of whether there is a randomized algorithm for 2-approximation of x^* with $\mathcal{O}(n)$ queries against the adaptive adversary. In fact, [AFHN15] pose this as an open question. We resolve this problem by designing an algorithm COMB that combines quick-select and knock-out. We prove that COMB outputs a 2-approximation with probability of error at most ϵ , using $\mathcal{O}(n \log \frac{1}{\epsilon})$ queries. We summarize the results in Table 1.

algorithm	notation	approximation	$q_n^{\mathcal{A},\text{non}}$	$q_n^{\mathcal{A},\text{adpt}}$
complete tournament	COMPL	$\mathcal{E}_n^{\text{COMPL},\text{adpt}}(2) = 0$		$\binom{n}{2}$
deterministic upper bound [AFHN15]	-	$\mathcal{E}_n^{\mathcal{A},\text{adpt}}(2) = 0$		$\Theta(n^{\frac{3}{2}})$
deterministic lower bound [AFHN15]	-	$\mathcal{E}_n^{\mathcal{A},\text{adpt}}(2) = 0$	-	$\Omega(n^{\frac{4}{3}})$
sequential	SEQ	$\mathcal{E}_n^{\text{SEQ},\text{non}} \left(\frac{\log n}{\log \log n} - 1 \right) \rightarrow 1$		$n - 1$
modified knock-out	KO-MOD	$\mathcal{E}_n^{\text{KO-MOD},\text{adpt}}(3) < \epsilon$	$< n + \frac{1}{2} \log^4 n \left[\frac{1}{\epsilon} \ln \frac{1}{\epsilon} \right]^2$	
quick-select	Q-SELECT	$\mathcal{E}_n^{\text{Q-SELECT},\text{adpt}}(2) = 0$	$< 2n$	$\binom{n}{2}$
knock-out and quick-select combination	COMB	$\mathcal{E}_n^{\text{COMB},\text{adpt}}(2) < \epsilon$		$\mathcal{O} \left(n \log \frac{1}{\epsilon} \right)$

Table 1: Maximum selection algorithms

We note that while we focus on randomized algorithms, [AFHN15] also studied the best possible trade-offs for deterministic algorithms. They designed a deterministic algorithm for 2-approximation of the maximum using only $\mathcal{O}(n^{3/2})$ queries. Moreover, they prove that no deterministic algorithm with fewer than $\Omega(n^{4/3})$ queries can output a 2-approximation of x^* for the adaptive adversarial model.

4 Simple results

In Lemmas 3 and 4 we prove lower bounds on the error probability of any algorithm that provides a t -approximation of x^* for $t < 1$ and $t < 2$ respectively. We then consider two straightforward algorithms for finding the maximum. One is the complete tournament, where each pair of inputs is compared, and the other is sequential, where inputs are compared sequentially and the loser is discarded at each comparison.

4.1 Lower bounds

We show the following two lower bounds.

- $\mathcal{E}_n^{\text{non}}(t) \geq 1 - \frac{1}{n}$ for all $0 \leq t < 1$ and odd n .
- $\mathcal{E}_n^{\text{non}}(t) \geq \frac{1}{2} - \frac{1}{2n}$ for all $1 \leq t < 2$ and odd n .

These lower bounds can be applied to n which is even, by adding an extra input smaller than all the others and losing to everyone.

Lemma 3. For all $0 \leq t < 1$ and odd n ,

$$\mathcal{E}_n^{\text{non}}(t) \geq 1 - \frac{1}{n}.$$

Proof. Let (x_1, x_2, \dots, x_n) be an unknown permutation of $(1, \underbrace{0, \dots, 0}_{n-1})$. Suppose we consider an adversary that ensures each input wins exactly $(n-1)/2$ times. An example is shown in Figure 2 for $n = 5$.

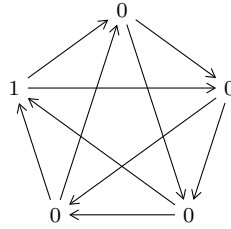


Figure 2: Tournament for Lemma 3 when $n = 5$

We want a lower bound on the performance of any randomized algorithm. By Yao's principle, we consider only deterministic algorithms over a uniformly chosen permutation of the inputs, namely only one of the coordinates is 1, and remaining are less than $1 - t$. In this case, if we fix any comparison graph (as in the figure above), and permute the inputs, the algorithm cannot distinguish between 1 and 0's, and outputs 0 with probability $1 - 1/n$. \square

Lemma 4. For all $1 \leq t < 2$ and odd n ,

$$\mathcal{E}_n^{\text{non}}(t) \geq \frac{1}{2} - \frac{1}{2n}.$$

Proof. Let m be $(n-1)/2$. Let (x_1, x_2, \dots, x_n) be an unknown permutation of $(2, \underbrace{1, \dots, 1}_m, \underbrace{0, \dots, 0}_m)$. Suppose the adversary ensures that 2 loses against all the 1's and indeed all inputs have exactly $(n-1)/2$ wins. An example is shown in Figure 3.

Similar to Lemma 3, the inputs are all identical to the algorithm and therefore, the algorithm outputs one of the 0's with probability $\frac{m}{n} = \frac{1}{2} - \frac{1}{2n}$. \square

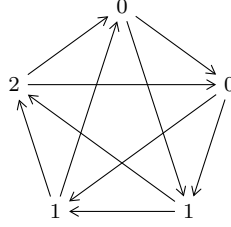


Figure 3: Tournament for Lemma 4 when $n = 5$

4.2 Two elementary algorithms

In this section, we analyze two familiar maximum selection algorithms, the complete tournament and sequential selection. We discuss their strengths and weaknesses, and show that there is a trade-off between the query complexity and the approximation guarantees of these two algorithms. Another well-known algorithm for maximum selection is knock-out algorithm and we discuss a variant of it in Section 5.1.

4.2.1 Complete tournament (round-robin)

As its name evinces, a complete tournament involves a match between every pair of teams. Using this metaphor to competitions, we compare all the $\binom{n}{2}$ input pairs, and the input winning the maximum number of times is declared as the output. If two or more inputs end up with the highest number of wins, any of them can be declared as the output. This algorithm is formally stated in COMPL.

input: \mathcal{X}

compare all input pairs in \mathcal{X} , count the number of times each input wins

output: an input with the maximum number of wins

Algorithm COMPL - Complete tournament

The next lemma shows that this algorithm gives a 2-approximation against both adversaries. The result, although weaker than the deterministic guarantees of [AFHN09], is illustrative and useful in the algorithms proposed later.

Lemma 5. $q_n^{\text{COMPL,adpt}} = \binom{n}{2}$ and $\mathcal{E}_n^{\text{COMPL,adpt}}(2) = 0$.

Proof. The number of queries is clearly $\binom{n}{2}$. To show that $\mathcal{E}_n^{\text{COMPL,adpt}}(2) = 0$, note that if $y < x^* - 2$ then for all z that y wins over, $z \leq y + 1 < x^* - 1$, and therefore x^* also beats them. Since x^* wins over y , it wins over more inputs than y and hence y cannot be the output of the algorithm. It follows that the input with the maximum number of wins is a 2-approximation of x^* . \square

COMPL is deterministic and after $\binom{n}{2}$ queries it outputs a 2-approximation of x^* . If the comparators are noiseless, we can simply compare the inputs sequentially, discarding the loser at each step, thus requiring only $n - 1$ comparisons. This evokes the hope of finding a deterministic algorithm that requires a linear number of comparisons and outputs a 2-approximation of x^* . As mentioned earlier, [AFHN15] showed it is not achievable. They proved that any deterministic 2-approximation algorithm requires $\Omega(n^{4/3})$ queries. They also showed a strictly superlinear lower bound on any deterministic constant-approximation algorithm. On the other hand, they designed a deterministic 2-approximation algorithm using $\mathcal{O}(n^{3/2})$ queries.

4.2.2 Sequential selection

Sequential selection first compares a random pair of inputs, and at each successive step, compares the winner of the last comparison with a randomly chosen *new* input. It outputs the final remaining input. This

algorithm uses $n - 1$ queries.

input: \mathcal{X}
 choose a random $y \in \mathcal{X}$ and remove it from \mathcal{X}
while \mathcal{X} is not empty
 choose a random $x \in \mathcal{X}$ and remove it from \mathcal{X}
 $y \leftarrow \mathcal{C}(x, y)$
end while
output: y

Algorithm SEQ - Sequential selection

The next lemma shows that even against the non-adaptive adversarial comparators, the algorithm cannot output a constant-approximation of x^* .

Lemma 6. *Let $s = \frac{\log n}{\log \log n}$. For all $t < s$,*

$$\mathcal{E}_n^{\text{SEQ,non}}(t) \geq 1 - \frac{1}{\log \log n}.$$

Proof. Assume that s , $\log n$, and $\log \log n$ are integers and

$$x_i = \begin{cases} s & \text{for } i = 1, \\ s - 1 & \text{for } i = 2, \dots, r, \\ s - 2 & \text{for } i = r + 1, \dots, r^2, \\ \vdots & \\ m & \text{for } i = r^{s-m-1} + 1, \dots, r^{s-m}, \\ \vdots & \\ 0 & \text{for } i = r^{s-1} + 1, \dots, r^s, \end{cases}$$

where $r = \log n$. Consider the following non-adaptive adversarial comparator,

$$\mathcal{C}(x_i, x_j) = \begin{cases} \max\{x_i, x_j\} & \text{if } |x_i - x_j| > 1, \\ \min\{x_i, x_j\} & \text{if } |x_i - x_j| \leq 1. \end{cases} \quad (3)$$

The sequential algorithm takes a random permutation of the inputs. It then starts by comparing the first two elements, and then sequentially compares the winner with the next element, and so on. Let L_j be the location in the permutation where input j appears for the last time. The next two observations follow from the construction of inputs and comparators respectively.

Observation 1. *Input j appears at least $(\log n - 1)$ times more than input $j + 1$.*

Observation 2. *For the adversarial comparator defined in (3), if $L_0 > L_1 > \dots > L_s$ then SEQ outputs 0.*

As a consequence of Observation 1, in the random permutation of inputs, $L_j > L_{j+1}$ with probability at least $1 - \frac{1}{\log n}$. By the union bound, $L_0 > L_1 > \dots > L_s$ with probability at least,

$$1 - \frac{s}{\log n} = 1 - \frac{1}{\log \log n}.$$

By applying Observation 2, SEQ outputs 0 with probability at least $1 - \frac{1}{\log \log n}$. □

5 Algorithms

In the previous section we saw that the complete tournament, COMPL, always outputs a 2-approximation, but has quadratic query complexity, while the sequential selection, SEQ, has linear query complexity but a poor approximation guarantee. A natural question to ask is whether the benefits of these two algorithms can be combined to derive bounded error with linear query complexity. In this section, we propose algorithms with linear query complexity and approximation guarantees that compete with the best possible, *i.e.*, 2-approximation of x^* .

We propose three algorithms, with varying performance guarantees:

- **Modified knock-out**, described in Section 5.1, has linear query complexity and with high probability outputs a 3-approximation of x^* against both the adaptive and non-adaptive adversaries.
- **Quick-select**, described in Section 5.2, outputs a 2-approximation to x^* (against both adversaries). It also has a linear expected query complexity against non-adaptive adversarial comparators.
- **Knock-out and quick-select combination**, described in Section 5.3, has linear query complexity, and with high probability outputs a 2-approximation of x^* even against adaptive adversarial comparators.

We now go over these algorithms in detail.

5.1 Modified knock-out

For simplification, in this section we assume that $\log n$ is an integer. The knock-out algorithm derives its name from knock-out competitions where the tournament is divided into $\log n$ successive rounds. In each round the inputs are paired at random and the winners advance to the next round. Therefore, in round i there are $\frac{n}{2^{i-1}}$ inputs. The winner at the end of $\log n$ rounds is declared as the maximum.

Under our adversarial model, at each round of the knock-out algorithm, the largest remaining input decreases by at most one. Therefore, knock-out algorithm finds at least $\log n$ -approximation of x^* . Analyzing the precise approximation error of knock-out algorithm appears to be difficult. However, simulations suggest that for any large n , for the set consisting of $0.2 \cdot n$ 0's, $\alpha \cdot n$ 1's, $(0.7 - \alpha) \cdot n$ 2's, $0.1 \cdot n$ 3's, and a single 4, where $0 < \alpha < 0.7$ is an appropriately chosen parameter, the knock-out algorithm is not able to find a 3-approximation of x^* with positive constant probability. The problem with knock-out algorithm is that if at any of the $\log n$ rounds, many inputs are within 1 from the largest input at that round, there is a fair chance that the largest input will be eliminated. If this elimination happens in several rounds, we will end up with a number significantly smaller than x^* .

To circumvent the problem of discarding large inputs, we select a specified number of inputs at each round and save them for the very end, thereby ensuring that at every round, if the largest input is eliminated, then an input within 1 from it has been saved. We then perform a complete tournament on these saved inputs. The algorithm is explained in KO-MOD.

input: \mathcal{X}
 pair the inputs of \mathcal{X} randomly, let \mathcal{X}' be the winners
output: \mathcal{X}'

Algorithm KO-SUB - Subroutine for KO-MOD and COMB

In Theorem 7, we show that KO-MOD has 3-approximation error less than ϵ .

We first explain the algorithm, and then state the result. Let $n_1 \stackrel{\text{def}}{=} \lceil \frac{1}{\epsilon} \ln \frac{1}{\epsilon} \cdot \log n \rceil$. At each round, we add n_1 of the remaining inputs at random to the multiset \mathcal{Y} and run the knock-out subroutine KO-SUB on the multiset \mathcal{X} . When $|\mathcal{X}| \leq n_1$, we perform a complete tournament on $\mathcal{X} \cup \mathcal{Y}$, and declare the output as the winner. We show that, with probability at least $1 - \epsilon$, the final set \mathcal{Y} contains at least one input which is a 1-approximation of x^* . probability greater than $1 - \epsilon$, an input within 1-approximation of x^* remains in

input: \mathcal{X}, ϵ
 $\mathcal{Y} = \emptyset, n_1 = \lceil \frac{1}{\epsilon} \ln \frac{1}{\epsilon} \cdot \log n \rceil$
while $|\mathcal{X}| > n_1$
 randomly choose n_1 inputs from \mathcal{X} and *copy* them to \mathcal{Y}
 $\mathcal{X} \leftarrow \text{KO-SUB}(\mathcal{X})$
end while
output: $\text{COMPL}(\mathcal{X} \cup \mathcal{Y})$

Algorithm KO-MOD - Modified knock-out algorithm

$\mathcal{X} \cup \mathcal{Y}$. Since the complete tournament outputs a 2-approximation of its maximum input, KO-MOD outputs a 3-approximation of x^* with probability greater than $1 - \epsilon$.

Theorem 7. For $n_1 \geq 2$, we have $q_n^{\text{KO-MOD,adpt}} < n + \frac{1}{2}(\log^4 n) \cdot \lceil \frac{1}{\epsilon} \ln \frac{1}{\epsilon} \rceil^2$ and $\mathcal{E}_n^{\text{KO-MOD,adpt}}(3) < \epsilon$.

Proof. The number of comparisons made by KO-SUB is at most $\frac{n}{2} + \frac{n}{4} + \frac{n}{8} + \dots < n$. Observe that KO-SUB is called $m \stackrel{\text{def}}{=} \lceil \log \frac{n}{n_1} \rceil$ times. Let \mathcal{X}_i be the multiset \mathcal{X} at the start of i th call to KO-SUB. Let \mathcal{X}_{m+1} and \mathcal{Y}_{m+1} be the multisets \mathcal{X} and \mathcal{Y} right before calling COMPL. Then,

$$\begin{aligned}
|\mathcal{X}_{m+1} \cup \mathcal{Y}_{m+1}| &\leq |\mathcal{X}_{m+1}| + |\mathcal{Y}_{m+1}| \\
&\leq n_1 + \sum_{i=1}^m (|\mathcal{Y}_{i+1}| - |\mathcal{Y}_i|) \\
&\leq n_1 + mn_1 \\
&= \left(\left\lceil \log \frac{n}{n_1} \right\rceil + 1 \right) \cdot \left\lceil \frac{1}{\epsilon} \ln \frac{1}{\epsilon} \cdot \log n \right\rceil \\
&\leq \left(\left\lceil \log \frac{n}{n_1} \right\rceil + 1 \right) \cdot \left\lceil \frac{1}{\epsilon} \ln \frac{1}{\epsilon} \right\rceil \lceil \log n \rceil \\
&\leq \log^2 n \cdot \left\lceil \frac{1}{\epsilon} \ln \frac{1}{\epsilon} \right\rceil,
\end{aligned}$$

where the last inequality follows as $n_1 \geq 2$ and $\log n$ is an integer. Since the complete tournament is quadratic in the input size, the total number of queries is at most $n + \frac{1}{2} \log^4 n \lceil \frac{1}{\epsilon} \ln \frac{1}{\epsilon} \rceil^2$.

Next, we bound the error of KO-MOD. Let

$$\mathcal{X}^* \stackrel{\text{def}}{=} \{x \in \mathcal{X} : x \geq x^* - 1\},$$

be the multiset of all inputs that are at least $x^* - 1$. For $i \leq m+1$, let $\mathcal{X}_i^* = \mathcal{X}_i \cap \mathcal{X}^*$ and $\mathcal{Y}_{m+1}^* = \mathcal{Y}_{m+1} \cap \mathcal{X}^*$. Let $\alpha_i \stackrel{\text{def}}{=} \frac{|\mathcal{X}_i^*|}{|\mathcal{X}_i|}$ and $\alpha = \max\{\alpha_1, \alpha_2, \dots, \alpha_m\}$. We show that with high probability, $|\mathcal{X}_{m+1}^* \cup \mathcal{Y}_{m+1}^*| \geq 1$, *i.e.*, some input in $\mathcal{X}_{m+1} \cup \mathcal{Y}_{m+1}$ belongs to \mathcal{X}^* . In particular, we show that with probability $1 - \epsilon$, for large α ,

$|\mathcal{Y}_{m+1}^*| > 0$, and for small α , $x^* \in \mathcal{X}_{m+1}$. Observe that,

$$\begin{aligned}
\Pr(x^* \notin \mathcal{X}_{m+1}^*) &= \sum_{i=1}^m \Pr(x^* \notin \mathcal{X}_{i+1}^* | x^* \in \mathcal{X}_i) \cdot \Pr(x^* \in \mathcal{X}_i) \\
&\leq \sum_{i=1}^m \Pr(x^* \notin \mathcal{X}_{i+1}^* | x^* \in \mathcal{X}_i) \\
&\stackrel{(a)}{\leq} \sum_{i=1}^m \frac{|\mathcal{X}_i^*| - 1}{|\mathcal{X}_i| - 1} \\
&\leq \sum_{i=1}^m \alpha_i \\
&\leq \alpha m,
\end{aligned}$$

where (a) follows since at round i , KO-SUB randomly pairs the inputs and only inputs in $\mathcal{X}_i^* \setminus \{x^*\}$ are able to eliminate x^* . Next we discuss $\Pr(|\mathcal{Y}_{m+1}^*| = 0)$. At round i , the probability that an input in \mathcal{X}^* is not picked up in \mathcal{Y} is

$$\frac{\binom{|\mathcal{X}_i| - |\mathcal{X}_i^*|}{n_1}}{\binom{|\mathcal{X}_i|}{n_1}} \leq \left(1 - \frac{|\mathcal{X}_i^*|}{|\mathcal{X}_i|}\right)^{n_1} = (1 - \alpha_i)^{n_1}.$$

Therefore,

$$\begin{aligned}
\Pr(|\mathcal{Y}_{m+1}^*| = 0) &\leq \prod_{i=1}^m (1 - \alpha_i)^{n_1} \\
&\leq \min_i (1 - \alpha_i)^{n_1} \\
&= (1 - \alpha)^{n_1}.
\end{aligned}$$

As a result,

$$\begin{aligned}
\Pr(|\mathcal{X}_{m+1}^* \cup \mathcal{Y}_{m+1}^*| = 0) &= \Pr(|\mathcal{X}_{m+1}^*| = 0 \wedge |\mathcal{Y}_{m+1}^*| = 0) \\
&\leq \Pr(x^* \notin \mathcal{X}_{m+1}^* \wedge |\mathcal{Y}_{m+1}^*| = 0) \\
&\leq \max_{\alpha} \min\{\Pr(x^* \notin \mathcal{X}_{m+1}^*), \Pr(|\mathcal{Y}_{m+1}^*| = 0)\} \\
&\leq \max_{\alpha} \min\{\alpha m, (1 - \alpha)^{n_1}\} \\
&\stackrel{(a)}{\leq} \max\{\alpha m, (1 - \alpha)^{n_1}\} \Big|_{\alpha = \frac{\epsilon}{\log n}} \\
&= \max\left\{\frac{\epsilon m}{\log n}, \left(1 - \frac{\epsilon}{\log n}\right)^{n_1}\right\} \\
&\stackrel{(b)}{<} \epsilon,
\end{aligned}$$

where (a) follows since the first argument of the min increases and the second argument decreases with α . Also, (b) follows since $m \leq \log n$ and $n_1 = \lceil \frac{1}{\epsilon} \ln \frac{1}{\epsilon} \log n \rceil$.

So far, we have shown that with probability $1 - \epsilon$, there exists a 1-approximation of x^* in $\mathcal{X}_{m+1} \cup \mathcal{Y}_{m+1}$. From Lemma 5, COMPL gives a 2-approximation of the maximum input. Consequently, with probability $1 - \epsilon$, KO-MOD outputs a 3-approximation of x^* . \square

In Appendix A, we show that KO-MOD cannot output better than 3-approximation of x^* with constant probability.

We end this subsection with the following open question.

Open Question 8. *What is the best approximation that the simple knock-out algorithm can achieve?*

5.2 Quick-select

Motivated by quick-sort, we propose a quick-select algorithm Q-SELECT that at each round compares all the inputs with a random pivot to provide stronger performance guarantees against the non-adaptive adversary.

input: \mathcal{X}
 pick a pivot $x_p \in \mathcal{X}$ at random
 compare x_p with all other inputs in \mathcal{X}
 let $\mathcal{Y} \subset \mathcal{X} \setminus \{x_p\}$ be the multiset of inputs that beat x_p
output: if $\mathcal{Y} \neq \emptyset$ output \mathcal{Y} otherwise output $\{x_p\}$

Algorithm QS-SUB - Subroutine for Q-SELECT and COMB

input: \mathcal{X}
while $|\mathcal{X}| > 1$
 $\mathcal{X} \leftarrow \text{QS-SUB}(\mathcal{X})$
end while
output: the unique input in \mathcal{X}

Algorithm Q-SELECT - Quick-select

We show that Q-SELECT provides a 2-approximation with no error against both the adaptive and non-adaptive adversaries. To show this result, observe that x^* will only be eliminated if a 1-approximation of x^* is chosen as pivot and therefore, only inputs that are 2-approximation of x^* will survive.

Lemma 9. $\mathcal{E}_n^{\text{Q-SELECT,adpt}}(2) = 0$.

Proof. If the output is x^* , the lemma holds. Otherwise, x^* is discarded when it was chosen as a pivot or compared with a pivot. Let x_p be the pivot when x^* is discarded, hence $x_p \geq x^* - 1$. By the algorithm's definition, all the surviving inputs are at least $x_p - 1 \geq x^* - 2$. \square

We now show that the expected query complexity of Q-SELECT against a non-adaptive adversary is at most $2n$. This result follows from the observation that the non-adaptive adversary fixes the comparison graph from the start, and hence a random pivot wins against half of the inputs in expectation. This idea is made rigorous in the proof of Lemma 10.

We finally consider an example for which Q-SELECT requires $\binom{n}{2}$ queries against the adaptive adversary.

Lemma 10. $q_n^{\text{Q-SELECT,non}} < 2n$.

Proof. Recall that the non-adaptive adversary can be modeled as a complete directed graph where each node is an input and there is an edge from x to y if $\mathcal{C}(x, y) = x$. Let $\text{in}(x)$ be the in-degree of x .

At round i the algorithm chooses a pivot x_p at random and compares it to all the remaining inputs. By keeping the winners, $\max\{\text{in}(x_p), 1\}$ inputs will remain for the next round. As a result, we have the following recursion for non-adaptive adversaries,

$$\begin{aligned} q_n^{\text{Q-SELECT}} &= \mathbb{E}[Q_n^{\text{Q-SELECT}}] \\ &= n - 1 + \frac{1}{n} \sum_{i=1}^n \mathbb{E}[Q_{\text{in}(x_i)}^{\text{Q-SELECT}}] \\ &= n - 1 + \frac{1}{n} \sum_{i=1}^n q_{\text{in}(x_i)}^{\text{Q-SELECT}}. \end{aligned}$$

By (2),

$$\begin{aligned}
q_n^{\text{Q-SELECT,non}} &= \max_{\mathcal{C} \in \mathcal{C}_{\text{non}}} \max_{\mathcal{X}} q_n^{\text{Q-SELECT}} \\
&= \max_{\mathcal{C} \in \mathcal{C}_{\text{non}}} \max_{\mathcal{X}} \left[n - 1 + \frac{1}{n} \sum_{i=1}^n q_{\text{in}(x_i)}^{\text{Q-SELECT}} \right] \\
&\leq n - 1 + \frac{1}{n} \sum_{i=1}^n \max_{\mathcal{C} \in \mathcal{C}_{\text{non}}} \max_{\mathcal{X}} q_{\text{in}(x_i)}^{\text{Q-SELECT}} \\
&= n - 1 + \frac{1}{n} \sum_{i=1}^n q_{\text{in}(x_i)}^{\text{Q-SELECT,non}},
\end{aligned} \tag{4}$$

where the inequality follows as maximum of sums is at most sum of maximums. We prove by strong induction that $q_n^{\text{Q-SELECT,non}} \leq 2(n-1)$. It holds for $n=1$. Suppose it holds for all $n' < n$, then,

$$\begin{aligned}
q_n^{\text{Q-SELECT,non}} &\leq n - 1 + \frac{1}{n} \sum_{i=1}^n q_{\text{in}(x_i)}^{\text{Q-SELECT,non}} \\
&\leq n - 1 + \frac{1}{n} \sum_{i=1}^n 2 \cdot \text{in}(x_i) \\
&= n - 1 + \frac{n(n-1)}{n} \\
&\leq 2(n-1),
\end{aligned}$$

where the equality follows since the in-degrees sum to $\frac{n(n-1)}{2}$. \square

Lemma 10 shows that $q_n^{\text{Q-SELECT,non}} < 2n$. Next, we show a naive concentration bound for the query complexity of Q-SELECT. By Markov's inequality, for a non-adaptive adversary,

$$\Pr(Q_n^{\text{Q-SELECT}} > 4n) \leq \frac{1}{2}.$$

Let k be an integer multiple of 4. Now suppose we run Q-SELECT, allowing kn queries. At each $4n$ queries, the Q-SELECT ends with probability $\geq \frac{1}{2}$. Therefore,

$$\Pr(Q_n^{\text{Q-SELECT}} > kn) \leq 2^{-\frac{k}{4}}.$$

This naive bound is exponential in k . The next lemma shows a tighter super-exponential concentration bound on the query complexity of the algorithm beyond its expectation. We defer the proof to appendix B.

Lemma 11. *Let $k' = \max\{e, k/2\}$. For a non-adaptive adversary, $\Pr(Q_n^{\text{Q-SELECT}} > kn) \leq e^{-(k-k') \ln k'}$.*

While Q-SELECT has linear expected query complexity under the non-adaptive adversarial model, the following example suggested to us by Jelani Nelson [Nel15] shows that it has a quadratic query complexity against an adaptive adversary.

Example 12. *Let $\mathcal{X} = \{0, 0, \dots, 0\}$. At each round, the adversary declares the pivot to be smaller than all the other inputs. Consequently, only the pivot is eliminated and the query complexity is $\binom{n}{2}$.*

5.3 Knock-out and quick-select combination

KO-MOD has the benefit of reducing the number of inputs exponentially at each round and therefore maintaining a linear query-complexity while having only a 3-approximation guarantee. On the other side, Q-SELECT

has a 2-approximation guarantee while it may require $\mathcal{O}(n^2)$ queries for some instances of inputs. In COMB we combine the benefits of these algorithms and avoid their shortcomings. By carefully repeating QS-SUB we try to reduce the number of inputs by a fraction at each round and keep the largest element in the remained set. If the number of inputs is not reduced by a fraction, most of them must be close to each other, therefore repeating the KO-SUB for a sufficient number of times and keeping the inputs with higher number of wins will guarantee the reduction of the input size without adverting the approximation error. Our final algorithm COMB provides a 2-approximation of x^* even against the adaptive-adversarial comparator, and has linear query complexity, therefore resolves an open question of [AFHN15].

```

input:  $\mathcal{X}, \epsilon$ 
 $\beta_1 = 9, \beta_2 = 25, i = 0$ 
while  $|\mathcal{X}| > 1$ 
   $i = i + 1$            ( $i$  is the round)
   $n_i = |\mathcal{X}|$ 
  run  $\mathcal{X} \leftarrow \text{QS-SUB}(\mathcal{X})$  for  $\lfloor \beta_1 \log \frac{1}{\epsilon} \rfloor$  times
   $\mathcal{X}_i = \mathcal{X}$ 
  if  $|\mathcal{X}_i| > \frac{2}{3}n_i$ 
    run KO-SUB on fixed  $\mathcal{X}$  for  $\lfloor \beta_2 \left(\frac{4}{3}\right)^i \log \frac{1}{\epsilon} \rfloor$  times
    if there exists an input with  $> \frac{3}{4} \lfloor \beta_2 \left(\frac{4}{3}\right)^i \log \frac{1}{\epsilon} \rfloor$  wins
      let  $\mathcal{X}$  be a multiset of inputs with  $> \frac{3}{4} \lfloor \beta_2 \left(\frac{4}{3}\right)^i \log \frac{1}{\epsilon} \rfloor$  wins
    else
      let  $\mathcal{X}$  be an input with highest number of wins
  end while
output:  $\mathcal{X}$ 

```

Algorithm COMB - Knock-out and quick-select combination

We begin analysis of the algorithm with a few simple lemmas.

Lemma 13. *At each round $|\mathcal{X}|$ reduces at least by a third, i.e., $n_{i+1} \leq \frac{2}{3}n_i$.*

Proof. If at any round $|\mathcal{X}_i| \leq \frac{2}{3}n_i$, then the lemma holds and the algorithm does not call KO-SUB. On the other hand, if KO-SUB is called, then by Markov's inequality at most $\frac{2}{3}$ rd of the inputs win more than $\frac{3}{4}$ th fraction of queries. As a result, at round i at least $\frac{1}{3}$ rd of the inputs in \mathcal{X} will be eliminated. \square

Recall that $\mathcal{X}^* = \{x \in \mathcal{X} : x \geq x^* - 1\}$. The next lemma shows that choosing inputs inside \mathcal{X}^* as a pivot, guarantees a 2-approximation of x^* . The proof is similar to Lemma 9 and is omitted.

Lemma 14. *If $x^* \in \mathcal{X}$, at a call to QS-SUB either x^* survives or a pivot from \mathcal{X}^* is chosen where in the later case, only inputs that are 2-approximation of x^* will survive.*

We showed that at each round, COMB reduces $|\mathcal{X}|$ by at least a third. As a result, the number of inputs decreases exponentially and the total number of queries is linear in n . We also show that if x^* is eliminated at some round, then at that round, an input from \mathcal{X}^* has been chosen as a pivot with high probability. Using Lemma 14, this implies that COMB outputs a 2-approximation of x^* with high probability.

Theorem 15. $q_n^{\text{COMB,adpt}} = \mathcal{O}(n \log \frac{1}{\epsilon})$ and $\mathcal{E}_n^{\text{COMB,adpt}}(2) < \epsilon$.

Proof. We start by analyzing the query complexity of COMB. By Lemma 13,

$$n_i \leq n \cdot \left(\frac{2}{3}\right)^{i-1}.$$

Therefore, the total number of queries at round i is at most

$$n \left(\frac{2}{3}\right)^{i-1} \beta_1 \log \frac{1}{\epsilon} + \frac{n}{2} \left(\frac{2}{3}\right)^{i-1} \beta_2 \left(\frac{4}{3}\right)^i \log \frac{1}{\epsilon},$$

where the first term is for calls to QS-SUB and the second term is for calls to KO-SUB. Adding the query complexity of all the rounds,

$$\begin{aligned} q_n^{\text{COMB,adpt}} &\leq n \log \frac{1}{\epsilon} \sum_{i=1}^{\infty} \left(\beta_1 \left(\frac{2}{3}\right)^{i-1} + \frac{2}{3} \beta_2 \left(\frac{8}{9}\right)^{i-1} \right) \\ &\leq n(3\beta_1 + 6\beta_2) \log \frac{1}{\epsilon} \\ &= \mathcal{O}\left(n \log \frac{1}{\epsilon}\right). \end{aligned}$$

We now analyze the approximation guarantee of COMB. We show that at least one of the following events happens with probability greater than $1 - \epsilon$.

- COMB outputs x^* .
- An input inside \mathcal{X}^* is chosen as a pivot at some round.

Let $\mathcal{X}_i^* \stackrel{\text{def}}{=} \mathcal{X}_i \cap \mathcal{X}^*$ and $\alpha_i \stackrel{\text{def}}{=} \frac{|\mathcal{X}_i^*|}{|\mathcal{X}_i|}$. We consider the following two cases separately.

- **Case 1** There exists an i such that $|\mathcal{X}_i| > \frac{2}{3}n_i$ and $\alpha_i > \frac{1}{8}$.
- **Case 2** For all i , either $|\mathcal{X}_i| \leq \frac{2}{3}n_i$ or $\alpha_i \leq \frac{1}{8}$.

First we consider case 1. We show that in this case a pivot from \mathcal{X}^* is chosen with probability $> 1 - \epsilon$. Observe that at round i , $|\mathcal{X}|$ starts at $n_i < \frac{3}{2}|\mathcal{X}_i|$ and gradually decreases. On the other hand, in all the $\lfloor \beta_1 \log \frac{1}{\epsilon} \rfloor$ calls to QS-SUB, $|\mathcal{X} \cap \mathcal{X}^*|$ is at least $|\mathcal{X}_i^*| = \alpha_i |\mathcal{X}_i|$. Therefore, in all the calls to QS-SUB at round i ,

$$\frac{|\mathcal{X} \cap \mathcal{X}^*|}{|\mathcal{X}|} \geq \frac{\alpha_i |\mathcal{X}_i|}{\frac{3}{2} |\mathcal{X}_i|} = \frac{2}{3} \alpha_i.$$

Let E be the event of not choosing a pivot from \mathcal{X}^* at round i . As a result,

$$\begin{aligned} \Pr(E) &\leq \left(1 - \frac{2}{3} \alpha_i\right)^{\lfloor \beta_1 \log \frac{1}{\epsilon} \rfloor} \\ &\leq \left(\frac{11}{12}\right)^{8 \log \frac{1}{\epsilon}} \\ &< \epsilon. \end{aligned}$$

Therefore, in case 1, with probability at least $1 - \epsilon$, a pivot from \mathcal{X}^* is chosen.

We now consider the case 2. By Lemma 14 during the calls to QS-SUB, either x^* survives or an input from \mathcal{X}^* is chosen as a pivot. Therefore, we may only lose x^* without choosing a pivot from \mathcal{X}^* , if at some round i , $|\mathcal{X}_i| > \frac{2}{3}n_i$ and x^* wins less than $\frac{3}{4}$ th of its queries during the calls to KO-SUB.

Recall that in case 2, if $|\mathcal{X}_i| > \frac{2}{3}n_i$ then $\alpha_i \leq \frac{1}{8}$. Observe that x^* wins against a random input in \mathcal{X}_i with probability greater than $> 1 - \alpha_i$ which is at least $\frac{7}{8}$. Let E'_i be the event that x^* wins fewer than $\frac{3}{4}$ th of its queries at round i . By the Chernoff bound,

$$\begin{aligned} \Pr(E'_i) &\leq \exp\left(-\left\lfloor \beta_2 \left(\frac{4}{3}\right)^i \log \frac{1}{\epsilon} \right\rfloor \cdot D\left(\frac{3}{4} \parallel \frac{7}{8}\right)\right) \\ &\leq \epsilon^2 \left(\frac{4}{3}\right)^i, \end{aligned}$$

where $D(p||q) \stackrel{\text{def}}{=} p \ln \frac{p}{q} + (1-p) \ln \frac{1-p}{1-q}$ is the Kullback-Leibler distance between Bernoulli distributed random variables with parameters p and q respectively. Assuming $\epsilon < \frac{1}{2}$, the total probability of missing x^* without choosing a pivot from \mathcal{X}^* is at most

$$\begin{aligned} \sum_{i=1}^{\infty} \Pr(E'_i) &\leq \sum_{i=1}^{\infty} \epsilon^2 \left(\frac{4}{3}\right)^i \\ &< \epsilon. \end{aligned}$$

So far we showed that with probability $> 1 - \epsilon$, either x^* survives or an input inside \mathcal{X}^* is chosen as a pivot. The theorem follows from Lemma 14. \square

6 Application to density estimation

Our study of maximum selection with adversarial comparators was motivated by the following density estimation problem.

Given a *known* set $\mathcal{P}_\delta = \{p_1, \dots, p_n\}$ of n distributions and k samples from an *unknown* distribution p_0 , output a distribution $\hat{p} \in \mathcal{P}_\delta$ such that for a small constant $C > 1$ and with high probability,

$$\|\hat{p} - p_0\|_1 \leq C \cdot \min_{p \in \mathcal{P}_\delta} \|p - p_0\|_1 + o_k(1).$$

This problem was studied in [DL01] who showed that for $n = 2$, the SCHEFFE-TEST, described below in pseudocode, takes k samples and with probability $1 - \varepsilon$ outputs a distribution $\hat{p} \in \mathcal{P}_\delta$ such that

$$\|\hat{p} - p_0\|_1 \leq 3 \cdot \min_{p \in \mathcal{P}_\delta} \|p - p_0\|_1 + \sqrt{\frac{10 \log \frac{1}{\varepsilon}}{k}}. \quad (5)$$

input: distributions p_1 and p_2 , k *i.i.d.* samples of unknown distribution p_0
 let $\mathcal{S} = \{x : p_1(x) > p_2(x)\}$
 let $p_1(\mathcal{S})$ and $p_2(\mathcal{S})$ be the probability mass that p_1 and p_2 assign to \mathcal{S}
 let $\mu_{\mathcal{S}}$ be the frequency of samples in \mathcal{S}
output: if $|p_1(\mathcal{S}) - \mu_{\mathcal{S}}| \leq |p_2(\mathcal{S}) - \mu_{\mathcal{S}}|$ output p_1 , otherwise output p_2

Algorithm SCHEFFE-TEST- Scheffe test for two distributions

SCHEFFE-TEST provides a factor-3 approximation with high probability. The algorithm, as stated in its pseudocode, requires computing $p_i(\mathcal{S})$ which can be hard since the distributions are not restricted. However, as noted in [SOAJ14], the algorithm can be made to run in time linear in k . the probability of the samples under the known distributions. [DL01] also extended SCHEFFE-TEST for $n > 2$. Their proposed algorithm for $n > 2$, runs SCHEFFE-TEST for each pair of distributions in \mathcal{P}_δ and outputs the distribution with maximum number of wins, where a distribution is a winner if it is the output of SCHEFFE-TEST. This algorithm is referred to as the Scheffe tournament. They showed that this algorithm finds a distribution $\hat{p} \in \mathcal{P}_\delta$ such that

$$\|\hat{p} - p_0\|_1 \leq 9 \min_{p \in \mathcal{P}_\delta} \|p - p_0\|_1 + o_k(1),$$

and the running time is clearly $\Theta(n^2k)$, quadratic in the number of distributions.

[MS08] showed that the optimal coefficients for the Scheffe algorithms are indeed 3 and 9 for $n = 2$ and $n > 2$ respectively. They proposed an algorithm with an improved factor-3 approximation for $n > 2$, however still running in time $\Theta(n^2)$. They also proposed a linear-time algorithm, but it requires a preprocessing step that runs in time exponential in n .

Scheffe's method has been used recently to obtain nearly sample optimal algorithms for learning Poisson Binomial distributions [DDS12], and Gaussian mixtures [DK14, SOAJ14].

We now describe how our noisy comparison model can be applied to this problem to yield a linear-time algorithm with the same estimation guarantee as Scheffe tournament. Our algorithm uses Scheffe test as a subroutine. Given a sufficient number of samples, $k = \Theta(\log n)$, the small term in the RHS of (5) vanishes and SCHEFFE-TEST outputs

$$\begin{cases} p_i & \text{if } \|p_i - p_0\|_1 < \frac{1}{3} \|p_j - p_0\|_1, \\ p_j & \text{if } \|p_j - p_0\|_1 < \frac{1}{3} \|p_i - p_0\|_1, \\ \text{unknown} & \text{otherwise.} \end{cases}$$

Let $x_i = -\log_3 \|p_i - p_0\|_1$, then analogously to the maximum selection with adversarial noise in (1), SCHEFFE-TEST outputs

$$\begin{cases} \max\{x_i, x_j\} & \text{if } |x_i - x_j| > 1, \\ \text{unknown} & \text{otherwise.} \end{cases}$$

Given a fixed multiset of samples the tournament results are fixed, hence this setup is identical to the non-adaptive adversarial comparators. In particular, with probability $1 - \varepsilon$, our quick-select algorithm can find $\hat{p} \in \mathcal{P}_\delta$ such that

$$\|\hat{p} - p_0\|_1 \leq 9 \cdot \min_{p \in \mathcal{P}_\delta} \|p - p_0\|_1,$$

with running time $\Theta(nk)$. Next, we consider the combination of SCHEFFE-TEST and Q-SELECT in more details.

Theorem 16. *Combination of SCHEFFE-TEST and Q-SELECT algorithms, with probability $1 - \varepsilon$, results in \hat{p} such that*

$$\|\hat{p} - p_0\|_1 \leq 9 \cdot \min_{p \in \mathcal{P}_\delta} \|p - p_0\|_1 + 4 \sqrt{\frac{10 \log \frac{\binom{n}{2}}{\varepsilon}}{k}}.$$

Proof. Let

$$p^* \stackrel{\text{def}}{=} \operatorname{argmin}_{p \in \mathcal{P}_\delta} \|p - p_0\|_1.$$

Using (5), for each p_i and p_j in \mathcal{P}_δ , with probability $1 - \varepsilon/\binom{n}{2}$, SCHEFFE-TEST outputs \hat{p} such that

$$\|\hat{p} - p_0\|_1 \leq 3 \cdot \min_{p \in \{p_i, p_j\}} \|p - p_0\|_1 + \sqrt{\frac{10 \log \frac{\binom{n}{2}}{\varepsilon}}{k}}. \quad (6)$$

By the union bound (6) holds for all p_i and p_j with probability at least $1 - \varepsilon$. Similar to Lemma 9, if p^* is eliminated, then at some round, Q-SELECT has chosen p' as a pivot such that

$$\|p' - p_0\|_1 \leq 3 \cdot \|p^* - p_0\|_1 + \sqrt{\frac{10 \log \frac{\binom{n}{2}}{\varepsilon}}{k}}.$$

Now after choosing p' as a pivot, for any distribution p'' that survives,

$$\begin{aligned} \|p'' - p_0\|_1 &\leq 3 \cdot \|p' - p_0\|_1 + \sqrt{\frac{10 \log \frac{\binom{n}{2}}{\varepsilon}}{k}} \\ &\leq 9 \cdot \|p^* - p_0\|_1 + 4 \sqrt{\frac{10 \log \frac{\binom{n}{2}}{\varepsilon}}{k}}. \end{aligned}$$

□

7 Noisy sorting

7.1 Problem statement

We now consider sorting with noisy comparators. The comparator model is the same as before, and the goal is to approximately sort the inputs in decreasing order.

Consider an Algorithm \mathcal{A} for sorting the inputs. The output of \mathcal{A} is denoted by $\mathbf{Y}_\mathcal{A}(\mathcal{X}) \stackrel{\text{def}}{=} (Y_1, Y_2, \dots, Y_n)$ which is a particular ordering of the inputs. Similar to the maximum-selection problem, a t -approximation error is

$$\mathcal{E}_n^\mathcal{A}(t) \stackrel{\text{def}}{=} \Pr \left(\max_{i,j:i>j} (Y_i - Y_j) > t \right),$$

i.e., the probability of Y_i appearing after Y_j in $\mathbf{Y}_\mathcal{A}$ while $Y_i - Y_j > t$. Note that our definitions for $\mathcal{E}_n^{\mathcal{A},\text{non}}(t)$, $\mathcal{E}_n^{\mathcal{A},\text{adpt}}(t)$, $q_n^{\mathcal{A},\text{adpt}}$, and $q_n^{\mathcal{A},\text{non}}$ hold same as before.

In the following, we first revisit complete tournament with a small modification for the sake of sorting problem and we show that under adaptive adversarial model, it has zero 2-approximation error and query complexity of $\binom{n}{2}$. Then we discuss quick-sort algorithm Q-SORT and show that it has zero 2-approximation error but with improved query complexity for the non-adaptive adversary. We apply the known bounds for running time of general quick-sort algorithm with n distinct inputs to find the query complexity of Q-SORT.

7.2 Complete tournament

The algorithm is similar to COMPL in Section 4.2.1 and we refer to it as COMPL-SORT. The only difference is in the output of the algorithm.

input: \mathcal{X}

compare all input pairs in \mathcal{X} , count the number of times each input wins

output: output the inputs in the order of their number of wins, breaking the ties randomly

Algorithm COMPL-SORT - Complete tournament

The following lemma and its proof is similar to Lemma 5 and therefore we skip the proof.

Lemma 17. $q_n^{\text{COMPL-SORT,adpt}} = \binom{n}{2}$ and $\mathcal{E}_n^{\text{COMPL-SORT,adpt}}(2) = 0$.

Next, we discuss an algorithm with improved query complexity.

7.3 Quick-sort

Quick-sort is a well known algorithm and here is denoted by Q-SORT. The expected query complexity of quick-sort with noiseless comparisons and distinct inputs is

$$f(n) \stackrel{\text{def}}{=} 2n \ln n - (4 - 2\gamma)n + 2 \ln n + \mathcal{O}(1), \quad (7)$$

where γ is Euler's constant [MH96]. Note that $f(n)$ is a convex function of n .

In the rest of this section we study the error guarantee of quick-sort and its query complexity in the presence of noise. In Lemma 18 we show that the error guarantee of quick-sort for our noise model is same as complete tournament, *i.e.*, it can sort the inputs with zero 2-approximation error. Next in Lemma 19 we show that the expected query complexity of quick-sort with non-adaptive adversarial noise is at most its expected query complexity in noiseless model.

Lemma 18. $\mathcal{E}_n^{\text{Q-SORT,adpt}}(2) = 0$.

Proof. The proof is by contradiction. Suppose $x_i > x_j + 2$ but x_j appears before x_i in the output of quick-sort algorithm. Then there must have been a pivot x_p such that $\mathcal{C}(x_i, x_p) = x_p$ while $\mathcal{C}(x_j, x_p) = x_j$. Since $x_i > x_j + 2$ no such a pivot exists. \square

Quick-sort algorithm chooses a pivot randomly to divide the set of inputs into smaller-size sets. The optimal pivot for noiseless quick-sort is known to be the median of the inputs to balance the size of the remained sets. In fact, it is easy to show that if we choose the median of the inputs as pivot, the query complexity of quick-sort reduces to less than $n \log n$. Observe that in a non-adaptive adversarial model, the probability of having balanced sets after choosing pivot increases. As a result, in the next lemma we show that the expected query complexity of quick-sort in the presence of noise is upper bounded by $f(n)$.

Lemma 19. $q_n^{\text{Q-SORT,non}} = f(n)$ and is achieved when the queries are noiseless and inputs are distinct.

Proof. Let $\text{in}(x)$ and $\text{out}(x)$ be the in-degree and out-degree of node x in the complete tournament respectively. For the noiseless comparator with distinct inputs, the in-degrees and out-degrees of inputs are permutation of $(0, 1, \dots, n-1)$. We show that

$$\operatorname{argmax}_{\mathcal{C} \in \mathcal{C}_{\text{non}}} \max_{\mathcal{X}} q_n^{\text{Q-SORT}},$$

is a comparator whose complete tournament in-degrees and out-degrees are permutations of $(0, 1, \dots, n-1)$. For the simplicity of notation let $q_n = q_n^{\text{Q-SORT, non}}$. We have the following recursion for quick-sort similar to (4).

$$q_n \leq n - 1 + \frac{1}{n} \sum_{i=1}^n q_{\text{out}(x_i)} + q_{\text{in}(x_i)} \quad (8)$$

By induction, we show that the solution to (8) is bounded above by $f(n)$, a convex function of n . The induction holds for $n = 0, 1$, and 2 . Now suppose the induction holds for all $i < n$. Since $f(n)$ is a convex function of n and $\sum_i \text{in}(x_i) = \sum_i \text{out}(x_i) = \frac{n(n-1)}{2}$, the right hand side of (8) is maximized when the in-degrees and out-degrees take their extreme values, *i.e.*, when they are permutation of $(0, 1, \dots, n-1)$. Plugging in these values, (8) is equivalent to,

$$\begin{aligned} q_n &\leq n - 1 + \frac{1}{n} \sum_{i=1}^n f(\text{in}(x_i)) + f(\text{out}(x_i)) \\ &\leq n - 1 + \frac{1}{n} \sum_{i=1}^n f(i-1) + f(n-i), \end{aligned}$$

where the solution to this recursion is $f(n)$, given in (7). Hence q_n is bounded above by $f(n)$ and the equality happens when the in-degrees and out-degrees are permutations of $(0, 1, \dots, n-1)$. \square

[Knu98, Hen89, MH92] show different concentration bounds for quick-sort. In particular, [MH92] show that the probability of quick-sort algorithm requiring more comparisons than $(1 + \epsilon)$ times its expected query complexity is $n^{-2\epsilon \ln n + \mathcal{O}(\ln \ln n)}$. Observe that for the non-adaptive adversarial model, the chance of a random pivot cutting the set of inputs into balanced sets increases. As a result, one can show that the analysis in [MH92] follows automatically. In particular, Lemmas 2.1 and 2.2 in [MH92], which are the basis of their analysis, are valid for our non-adaptive adversarial model. Therefore, their tight concentration bound for quick-sort algorithm can be applied to our non-adaptive adversarial model.

Acknowledgment We thank Jelani Nelson for introducing us to the problem’s adaptive adversarial model.

References

- [AFHN09] Miklós Ajtai, Vitaly Feldman, Avinatan Hassidim, and Jelani Nelson. Sorting and selection with imprecise comparisons. In *Automata, Languages and Programming*, pages 37–48. Springer, 2009.
- [AFHN15] Miklós Ajtai, Vitaly Feldman, Avinatan Hassidim, and Jelani Nelson. Sorting and selection with imprecise comparisons. *ACM Trans. Algorithms*, 12(2):19:1–19:19, November 2015.
- [AGHB⁺94] Micah Adler, Peter Gemmel, Mor Harchol-Balter, Richard M. Karp, and Claire Kenyon. Selection in the presence of noise: The design of playoff systems. In *Proceedings of the Fifth Annual ACM-SIAM Symposium on Discrete Algorithms. 23-25 January 1994, Arlington, Virginia*, pages 564–572, 1994.

- [AJOS14] Jayadev Acharya, Ashkan Jafarpour, Alon Orlitzky, and Ananda Theertha Suresh. Sorting with adversarial comparators and application to density estimation. In *Proceedings of the 2014 IEEE International Symposium on Information Theory (ISIT)*, 2014.
- [AMPP09] Gagan Aggarwal, S Muthukrishnan, Dávid Pál, and Martin Pál. General auction mechanism for search advertising. In *Proceedings of the 18th international conference on World wide web*, pages 241–250. ACM, 2009.
- [BM08] Mark Braverman and Elchanan Mossel. Noisy sorting without resampling. In *Proceedings of the Nineteenth Annual ACM-SIAM Symposium on Discrete Algorithms. January 20-22, 2008, San Francisco, California, USA*, pages 268–276, 2008.
- [BT52] Ralph Allan Bradley and Milton E Terry. Rank analysis of incomplete block designs the method of paired comparisons. *Biometrika*, 39(3-4):324–345, 1952.
- [Dav63] Herbert Aron David. *The method of paired comparisons*, volume 12. Defence Technical Information Center Document, 1963.
- [DDS12] Constantinos Daskalakis, Ilias Diakonikolas, and Rocco A Servedio. Learning poisson binomial distributions. In *Proceedings of the 44th Symposium on Theory of Computing Conference, STOC 2012, New York, NY, USA, May 19 - 22, 2012*, pages 709–728, 2012.
- [DK14] Constantinos Daskalakis and Gautam Kamath. Faster and sample near-optimal algorithms for proper learning mixtures of gaussians. In *Proceedings of the 27th Annual Conference on Learning Theory (COLT)*, 2014.
- [DKK⁺16] Ilias Diakonikolas, Gautam Kamath, Daniel Kane, Jerry Li, Ankur Moitra, and Alistair Stewart. Robust estimators in high dimensions without the computational intractability. *arXiv preprint arXiv:1604.06443*, 2016.
- [DL01] Luc Devroye and Gabor Lugosi. *Combinatorial Methods in Density Estimation*. Springer - verlag, New York, 2001.
- [Ekm59] GÖSta Ekman. Weber’s law and related functions. *The Journal of Psychology*, 47(2):343–352, 1959.
- [Hen89] Pascal Hennequin. Combinatorial analysis of quicksort algorithm. *Informatique théorique et applications*, 23(3):317–333, 1989.
- [KK07] Richard M. Karp and Robert Kleinberg. Noisy binary search and its applications. In *Proceedings of the Eighteenth Annual ACM-SIAM Symposium on Discrete Algorithms, SODA 2007, New Orleans, Louisiana, USA, January 7-9, 2007*, pages 881–890, 2007.
- [KMR⁺94] Michael Kearns, Yishay Mansour, Dana Ron, Ronitt Rubinfeld, Robert E Schapire, and Linda Sellie. On the learnability of discrete distributions. In *Proceedings of the Twenty-Sixth Annual ACM Symposium on Theory of Computing, 23-25 May 1994, Montréal, Québec, Canada*, pages 273–282, 1994.
- [Knu98] Donald Ervin Knuth. *The art of computer programming: sorting and searching*, volume 3. Pearson Education, 1998.
- [MH92] Colin McDiarmid and Ryan Hayward. Strong concentration for quicksort. In *Proceedings of the Third Annual ACM/SIGACT-SIAM Symposium on Discrete Algorithms, 27-29 January 1992, Orlando, Florida*, pages 414–421, 1992.
- [MH96] Colin McDiarmid and Ryan B Hayward. Large deviations for quicksort. *journal of algorithms*, 21(3):476–507, 1996.

- [MS08] Satyaki Mahalanabis and Daniel Stefankovic. Density estimation in linear time. In *Proceedings of the 21st Annual Conference on Learning Theory (COLT)*, pages 503–512, 2008.
- [Nel15] Jelani Nelson. Personal communication. 2015.
- [NOS12] Sahand Negahban, Sewoong Oh, and Devavrat Shah. Iterative ranking from pair-wise comparisons. In *Advances in Neural Information Processing Systems 25: 26th Annual Conference on Neural Information Processing Systems 2012. Proceedings of a meeting held December 3-6, 2012, Lake Tahoe, Nevada, United States*, pages 2483–2491, 2012.
- [Sch47] Henry Scheffe. A useful convergence theorem for probability distributions. In *The Annals of Mathematical Statistics*, volume 18, pages 434–438, 1947.
- [SOAJ14] Ananda Theertha Suresh, Alon Orlitsky, Jayadev Acharya, and Ashkan Jafarpour. Near-optimal-sample estimators for spherical gaussian mixtures. In *Advances in Neural Information Processing Systems*, pages 1395–1403, 2014.
- [Thu27] Louis L Thurstone. A law of comparative judgment. *Psychological review*, 34(4):273, 1927.
- [Val84] Leslie G. Valiant. A theory of the learnable. In *Proceedings of the 16th Annual ACM Symposium on Theory of Computing, April 30 - May 2, 1984, Washington, DC, USA*, pages 436–445, 1984.

A For all $t < 3$, ko-mod cannot output a t -approximation

The next example shows that the modified knock-out algorithm cannot achieve better than 3-approximation of x^* .

Example 20. Suppose $n - 2$ is multiple of 3 and n is a large number. Let \mathcal{X} be a random permutation of

$$\{3, \underbrace{2, 2, \dots, 2}_{\frac{n-2}{3}}, \underbrace{1, 1, \dots, 1}_{\frac{n-2}{3}}, \underbrace{0, 0, \dots, 0}_{\frac{n-2}{3}}, 0^*\}.$$

This multiset consists of an input with value zero but specified with 0^* , since this input is going to behave differently from other 0s. Let the adversarial comparator be such that all 0s, except 0^* , and all 2s lose to all 1s, and 3 loses to all 2s. By the properties of comparator it is obvious that any 2 will defeat all zeros, including 0^* . In order to prove our main claim, we make the following arguments and show that each of them happens with high probability.

- $\Pr(\text{input with value 3 is not present in the final multiset}) > \frac{3}{10}$.
- $\Pr(\text{input } 0^* \text{ is present in the final multiset}) > \frac{1}{3}$.
- With high probability, the fraction of 1s in the final multiset is close to 1.

Before proving each argument we show why all the above statements are sufficient to prove our claim. Consider the final multiset; with high probability it mainly consists of 1s and there are small number of 0s and 2s. Moreover, with probability greater than $\frac{1}{3} \times \frac{3}{10}$, input with value 3 has been removed before reaching the final multiset and 0^* has survived to reach the final multiset. Therefore, if we run Algorithm COMPL on the final multiset, the input 0^* will have the most number of wins and declared as the output of the algorithm. Hence for all $t < 3$, we have $\mathcal{E}_n^{\text{KO-MOD, non}}(t) > \text{constant}$. Note that we did not try to optimize this constant.

Now we show why each of the arguments above are true. Note that all the discussions made below is in expected value. However, the concentration bounds for all these claims are straightforward but not discussed because it is out of the scope of this paper. Also we assume that n is sufficiently large.

Lemma 21. With high probability, the fraction of 1s in the final multiset is close to 1 and the fraction of 0s and 2s are very small.

Proof. We calculate the expected number of 0s, 1s, and 2s at each step. Let $f_i(j)$ be the fraction of j 's at the end of step i . After each step, we lose an input with value 1 if and only if they are paired with each other. So we have the following recursion,

$$f_{i+1}(1) = 2 \cdot f_i(1) \left(\frac{f_i(1)}{2} + 1 - f_i(1) \right),$$

where the factor 2 on the RHS of the recursion above is due to the fact that at each step we are reducing the number of inputs to half. Starting with $f_0(1) = 1/3$, we get the set of values $\{1/3, 5/9, 65/81, 6305/6561 \sim 0.96, \dots\}$ for $f_i(1)$ s. We can see that the ratio is approaching 1 very fast. More precisely, the fraction of 0s is decreasing quadratically since their only chance of survival is to get paired among themselves. As a result, after a couple of steps, the fraction of zeros is extremely small, and henceforth the only chance of survival for 2s becomes getting paired among themselves and also their fraction is going to decrease quadratically afterwards. As a result, more samples of 1s will be in the final \mathcal{Y} with high probability. \square

Lemma 22. $\Pr(\text{input with value 3 is not present in the final multiset}) > \frac{3}{10}$.

Proof. The input with value 3 is going to be removed when it is compared against one of the 2s. There is a slight chance of surviving for it if it is chosen randomly for being in the output. Thus the probability of input 3 being removed from the multiset in the first round is

$$\Pr(\text{input 3 is being removed in the first round}) = \frac{n-2}{3n} \left(1 - \frac{n_1}{n} \right) > \frac{3}{10},$$

where $n_1 = \lceil \frac{1}{\epsilon} \ln \frac{1}{\epsilon} \log n \rceil$. \square

Lemma 23. $\Pr(\text{input } 0^* \text{ is present in the final multiset}) > \frac{1}{3}$.

Proof. Similar to the argument made in the proof of Lemma 21, we have the following recursion for $f_i(2)$.

$$f_{i+1}(2) = 2 \cdot f_i(2) \left(\frac{f_i(2)}{2} + 1 - f_i(2) - f_i(1) \right)$$

Thus we have $f_0(2) = 1/3$, $f_1(2) = 1/3$, $f_2(2) = 5/27$, $f_3(2) = 85/2187$. As we stated in the proof of Lemma 21, the expected fraction of 2s is decreasing quadratically and

$$\Pr(0^* \text{ surviving}) = (1 - \frac{1}{3})(1 - \frac{1}{3})(1 - \frac{5}{27})(1 - \frac{85}{2187}) \cdots > \frac{1}{3},$$

proving the lemma. □

B Proof of Lemma 11

Abbreviate $Q_n^{\text{Q-SELECT}}$ by Q_n . As in the Chernoff bound proof, for all $\lambda > 0$,

$$\Pr(Q_n > kn) \leq \frac{\mathbb{E}[e^{\lambda Q_n}]}{e^{k\lambda n}}. \quad (9)$$

Let $\lambda = \frac{1}{n} \ln k'$ and $\Phi(i) \stackrel{\text{def}}{=} \mathbb{E}[e^{\lambda Q_i}]$. We prove by induction that $\Phi(i) \leq e^{k'\lambda i}$. The induction holds for $i = 0$. Similar to (4), we have the following recursion for $\Phi(n)$,

$$\begin{aligned} \Phi(n) &\leq \frac{e^{\lambda(n-1)}}{n} \sum_{j=1}^n \Phi(\text{in}(x_j)) \\ &\leq \frac{e^{\lambda n}}{n} \sum_{j=1}^n \Phi(\text{in}(x_j)). \end{aligned}$$

Since $\text{in}(x_j) < n$, using induction,

$$\frac{e^{\lambda n}}{n} \sum_{j=1}^n \Phi(\text{in}(x_j)) \leq \frac{e^{\lambda n}}{n} \sum_{j=1}^n e^{k'\lambda \text{in}(x_j)}. \quad (10)$$

Observe that $e^{k'\lambda \text{in}(x_j)}$ is a convex function of $\text{in}(x_j)$ and $\sum_{j=1}^n \text{in}(x_j) = \frac{n(n-1)}{2}$. As a result, the RHS of (10) is maximized when the in-degrees take their extreme values, *i.e.*, any permutation of $(0, 1, \dots, n-1)$. Therefore,

$$\begin{aligned} \frac{e^{\lambda n}}{n} \sum_{j=1}^n e^{k'\lambda \text{in}(x_j)} &\leq \frac{e^{\lambda n}}{n} \sum_{j=0}^{n-1} e^{k'\lambda j} \\ &= \frac{e^{\lambda n}}{n} \frac{e^{k'\lambda n} - 1}{e^{k'\lambda} - 1}. \end{aligned}$$

Combining the above equations,

$$\Phi(n) \leq \frac{e^{\lambda n}}{n} \frac{e^{k'\lambda n} - 1}{e^{k'\lambda} - 1}.$$

Similarly, by induction on $1 \leq i < n$,

$$\Phi(i) \leq \frac{e^{\lambda i}}{i} \frac{e^{k'\lambda i} - 1}{e^{k'\lambda} - 1}.$$

In Lemma 24 we show that for $1 \leq i \leq n$,

$$\frac{e^{\lambda i} e^{k' \lambda i} - 1}{i e^{k' \lambda} - 1} \leq e^{k' \lambda i}. \quad (11)$$

Therefore, $\Phi(i) \leq e^{k' \lambda i}$ for $1 \leq i \leq n$ and in particular, $\Phi(n) \leq e^{k' \lambda n}$. Substituting $\mathbb{E}[e^{\lambda Q_n}] = \Phi(n)$ in (9),

$$\begin{aligned} \Pr(Q_n > kn) &\leq \frac{e^{k' \lambda n}}{e^{k \lambda n}} \\ &= \frac{e^{k' \ln k'}}{e^{k \ln k'}} \\ &= e^{-(k-k') \ln k'}. \end{aligned}$$

This proves the Lemma. □

We now prove (11). Let $k' = \max\{e, \frac{k}{2}\}$ and $\lambda = \frac{1}{n} \ln k'$.

Lemma 24. For all $1 \leq i \leq n$, $\frac{e^{\lambda i} e^{k' \lambda i} - 1}{i e^{k' \lambda} - 1} \leq e^{k' \lambda i}$.

Proof. It suffices to show that for all $0 < t \leq n$,

$$f(t) \stackrel{\text{def}}{=} \frac{e^{\lambda t} (1 - e^{-k' \lambda t})}{t (e^{k' \lambda} - 1)} < 1.$$

Observe that,

$$\lim_{t \rightarrow 0} f(t) = \frac{k' \lambda}{e^{k' \lambda} - 1} \leq 1.$$

On the other hand,

$$\begin{aligned} f(n) &= \frac{e^{\lambda n} (1 - e^{-k' \lambda n})}{n (e^{k' \lambda} - 1)} \\ &\leq \frac{k'}{n} \frac{1}{e^{k' \ln k' / n} - 1} \\ &\leq \frac{k'}{n} \frac{n}{k' \ln k'} \\ &\leq 1. \end{aligned}$$

Next, we show that $f(t)$ is convex. One can show that,

$$\ln \frac{1 - e^{-u}}{u},$$

is a convex function of u . As a result,

$$\ln \frac{1 - e^{-k' \lambda t}}{t},$$

is a convex function of t . Observe that $\ln e^{\lambda t}$ is also convex. Therefore,

$$\ln \frac{1 - e^{-k' \lambda t}}{t} + \ln e^{\lambda t},$$

is convex. As a result, logarithm of $f(t)$ is convex and therefore, $f(t)$ is convex.

We showed that $f(t)$ is convex, $f(t \rightarrow 0) \leq 1$, and $f(n) \leq 1$. Therefore, for all $0 < t \leq n$, $f(t) \leq 1$. □