

The heralded amplification for the single-photon entanglement of the time-bin qubit

Lan Zhou^{1,2}, Yu-Bo Sheng,^{2,3*}

¹ *College of Mathematics & Physics,
Nanjing University of Posts and Telecommunications,
Nanjing, 210003, China*

² *Key Lab of Broadband Wireless Communication and Sensor Network Technology,
Nanjing University of Posts and Telecommunications,
Ministry of Education, Nanjing, 210003, China*

³ *Institute of Signal Processing Transmission,
Nanjing University of Posts and Telecommunications,
Nanjing, 210003, China*

We put forward an effective amplification protocol for protecting the single-photon entangled state of the time-bin qubit. The protocol only requires one pair of the single-photon entangled state and some auxiliary single photons. With the help of the 50:50 beam splitters, variable beam splitters with the transmission of t and the polarizing beam splitters, we can increase the fidelity of the single-photon entangled state under $t < \frac{1}{2}$. Moreover, the encoded time-bin information can be perfectly contained. Our protocol is quite simple and economical. More importantly, it can be realized under current experimental condition. Based on the above features, our protocol may be useful in current and future quantum information processing.

PACS numbers: 03.67.Mn, 03.67.-a, 42.50.Dv

I. INTRODUCTION

Entanglement of flying qubits is a fundamental principle of quantum information. It has been widely used in quantum communication and quantum computation protocols over the past decades, such as quantum teleportation [1], quantum key distribution (QKD) [2], quantum secret sharing (QSS) [3], quantum secure direct communication (QSDC) [4, 5], quantum repeaters [6, 7], and one-way quantum computation [8–10].

Among various entanglement forms, the time-bin entanglement, which is a coherent superposition of single photon states in two or more different temporal modes is a simple and conventional form. For example, suppose a single-photon pulse enter two channels, where channel length difference (long-short) is much longer than the pulse duration. The output state consists of two well separated pulses with different times of arrival, and the quantum information is encoded in the arrival time of the photon. We denote the two states as $|Long\rangle$ ($|L\rangle$) and $|Short\rangle$ ($|S\rangle$), respectively, which can form the basis of the qubit space. Hence, any state of the two-dimensional Hilbert space spanned by the basic states $|L\rangle$ and $|S\rangle$ can be prepared. It has been proved that the time-bin entanglement is a robust form of optical quantum information, especially for the transmission in optical fibers. In this way, it has been intensively used in quantum communication over optical fibers and waveguides, such as the quantum teleportation [11], entanglement swapping [12, 13] and long-distance entanglement distribution [14–16]. In 2002, Thew *et al.* demonstrated the robust time-bin qubits for distributed quantum communication over 11 km [14]. Later, Marcikic *et al.* experimentally realized the distribution of time-bin entangled qubits over 50 km of optical fibers [15]. Recently, the group of Inagaki has realized the distribution of time-bin entangled photons over 300 km of optical fiber [16]. If we send a time-bin qubit $\alpha|L\rangle + \beta|S\rangle$ to different parties, it can create the single-photon entanglement (SPE). The SPE has important application in the quantum repeater protocols in long-distance quantum communication. For example, in the well known Duan-Lukin-Cirac-Zoller (DLCZ) repeater protocol [17, 18], with one pair source and one quantum memory at each location, the quantum repeater can entangle two remote locations A and B. In 2012, Gottesman *et al.* proposed a protocol for building an interferometric telescope based on the SPE [19]. The protocol has the potential to eliminate the baseline length limit, and allows the interferometers with arbitrarily long baselines in principle.

Unfortunately, any kind of entanglement would inevitably suffer the environmental noise during the transmission and storage process, which may cause the entanglement decoherence or photon loss. The entanglement decoherence problem can be combated by the entanglement purification and concentration protocols [20–33]. On the other hand, due to the photon loss, the entanglement between two distant locations decreases exponentially with the length of the transmission channel. In this way, the photon loss has become the main obstacle for long-distance quantum

* Email address: shengyb@njupt.edu.cn

communication. It will make the pure state mixed with the vacuum state with some probability. In 2009, Ralph and Lund first proposed the concept of the noiseless linear amplification (NLA) to overcome the exponential fidelity decay [34]. Since then, many NLA protocols have been proposed, successively [35–49]. For example, in 2012, Osorio *et al.* experimentally realized the heralded noiseless amplification based on the single-photon sources and the linear optics [39]. In the same year, Zhang *et al.* proposed the NLA to protect the two-mode SPE from photon loss [41]. In 2015, the group of Sheng successfully protect the SPE with imperfect single-photon source [48]. In the same year, they also proposed the recyclable amplification protocol for the SPE with the weak cross-Kerr nonlinearity. By repeating this amplification, they can effectively increase the fidelity of the output state [49]. Unfortunately, none of the above amplification protocols can deal with the SPE of the time-bin qubit. Recently, a heralded qubit amplification protocol for the time-bin qubit and polarization qubit is proposed. This protocol is in linear optics, which highlights the simplicity, the stability and potential for fully integrated photonic solutions [50].

Inspired by Ref. [50], in this paper, we will put forward an amplification protocol for the SPE of the time-bin qubit with the help of some auxiliary single photons. In the protocol, we only require some linear optical elements, which makes our protocol can be easily realized under current experimental condition. The paper is organized as follows, in Sec. 2, we explain the details of the amplification protocol, in Sec. 3, we calculate the amplification factor and approximate success probability and make a discussion and summary.

II. HERALDED AMPLIFICATION FOR THE SPE OF THE TIME-BIN QUBIT

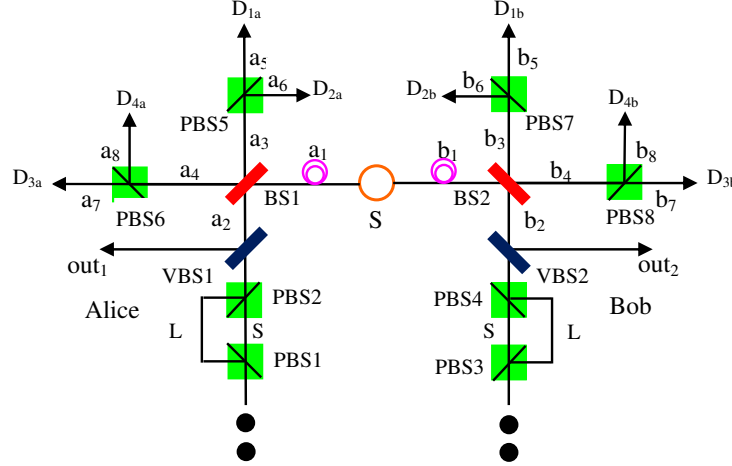


FIG. 1: The schematic principle of the amplification protocol for the SPE of the time-bin qubit assisted with some auxiliary photons and the VBSs with the transmission of t .

In this section, we will explain our amplification protocol for the SPE of the time-bin qubit in detail. We suppose that a time-bin qubit can be written as

$$|\psi\rangle = \alpha|S_H\rangle + \beta|L_V\rangle \quad (1)$$

where S (L) stands for the *short* (*long*) time-bin. The subscript H or V indicates that the photon is in horizontal polarization or vertical polarization. Here, the polarization is used to label and switch the path of the photon. α and β are the entanglement coefficients, where $|\alpha|^2 + |\beta|^2 = 1$. The time-bin qubit $|\psi\rangle$ is distributed to two parties, say, Alice (A) and Bob (B), which can create a single-photon entangled state as

$$|\Phi\rangle_{AB} = \frac{1}{\sqrt{2}}(|\psi_{a1}0_{b1}\rangle + |0_{a1}\psi_{b1}\rangle). \quad (2)$$

Considering the photon loss may occur in the distribution channel, which makes the entanglement mix with the vacuum state, we suppose the single-photon can be completely lost with the probability of $1 - \eta$. In this way, the two parties share a mixed state as

$$\rho_{in} = \eta|\Phi\rangle_{AB}\langle\Phi| + (1 - \eta)|vac\rangle\langle vac|. \quad (3)$$

In the protocol, we aim to increase the fidelity η .

The schematic principle of our amplification protocol is shown in Fig. 1. For realizing the amplification, the two parties both need to prepare two auxiliary single-photons, one in $|H\rangle$, and other one in $|V\rangle$. Then, both of them make the auxiliary photons in their hands pass through two polarizing beam splitters (PBSs), say PBS1, PBS2, and PBS3, PBS4, respectively. The PBS can totally transmit the photon in $|H\rangle$ but totally reflect the photon in $|V\rangle$, respectively. Considering the path-length difference, they can create the auxiliary states as $|\varphi\rangle = |S_H\rangle \otimes |L_V\rangle$.

Next, Alice and Bob make the auxiliary photons in their hands pass through two variable beam splitters (VBSs), which are called VBS1 and VBS2, respectively. Both the two VBSs have the same transmission of t . After the VBSs, they can obtain

$$\begin{aligned}
|\varphi_{AB}\rangle &= (\sqrt{t}|S_H0\rangle_{a2out1} + \sqrt{1-t}|0S_H\rangle_{a2out1}) \otimes (\sqrt{t}|L_V0\rangle_{a2out1} + \sqrt{1-t}|0L_V\rangle_{a2out1}) \\
&\otimes (\sqrt{t}|S_H0\rangle_{b2out2} + \sqrt{1-t}|0S_H\rangle_{b2out2}) \otimes (\sqrt{t}|L_V0\rangle_{b2out2} + \sqrt{1-t}|0L_V\rangle_{b2out2}) \\
&= [t|S_HL_V\rangle_{a2} + (1-t)|S_HL_V\rangle_{out1} + \sqrt{t(1-t)}(|S_HL_V\rangle_{a2out1} + |L_VS_H\rangle_{a2out1})] \\
&\otimes [t|S_HL_V\rangle_{b2} + (1-t)|S_HL_V\rangle_{out2} + \sqrt{t(1-t)}(|S_HL_V\rangle_{b2out2} + |L_VS_H\rangle_{b2out2})].
\end{aligned} \tag{4}$$

Combined the initial input state with the auxiliary photon states, the whole state $\rho_{in} \otimes |\varphi_{AB}\rangle$ can be described as follows. It is in the state of $|\Phi\rangle_{AB} \otimes |\varphi_{AB}\rangle$ with the probability of η , or in the state of $|vac\rangle \otimes |\varphi_{AB}\rangle$ with the probability of $1 - \eta$. We first discuss the case of $|\Phi\rangle_{AB} \otimes |\varphi_{AB}\rangle$. The whole photon state can be written as

$$\begin{aligned}
|\Phi\rangle_{AB} \otimes |\varphi_{AB}\rangle &= \frac{1}{\sqrt{2}}[(\alpha|S_H\rangle_{a1} + \beta|L_V\rangle_{a1})|0\rangle_{b1} + |0\rangle_{a1}(\alpha|S_H\rangle_{b1} + \beta|L_V\rangle_{b1})] \\
&\otimes [t|S_HL_V\rangle_{a2} + (1-t)|S_HL_V\rangle_{out1} + \sqrt{t(1-t)}(|S_HL_V\rangle_{a2out1} + |L_VS_H\rangle_{a2out1})] \\
&\otimes [t|S_HL_V\rangle_{b2} + (1-t)|S_HL_V\rangle_{out2} + \sqrt{t(1-t)}(|S_HL_V\rangle_{b2out2} + |L_VS_H\rangle_{b2out2})] \\
&= \frac{1}{\sqrt{2}}[(\alpha|S_H\rangle_{a1} + \beta|L_V\rangle_{a1})|0\rangle_{b1} + |0\rangle_{a1}(\alpha|S_H\rangle_{b1} + \beta|L_V\rangle_{b1})] \\
&\otimes [t|S_HL_V\rangle_{a2} + (1-t)|S_HL_V\rangle_{out1} + \sqrt{t(1-t)}(|S_HL_V\rangle_{a2out1} + |L_VS_H\rangle_{a2out1})] \\
&\otimes [t|S_HL_V\rangle_{b2} + (1-t)|S_HL_V\rangle_{out2} + \sqrt{t(1-t)}(|S_HL_V\rangle_{b2out2} + |L_VS_H\rangle_{b2out2})].
\end{aligned} \tag{5}$$

The two parties make the photons in the a_1a_2 and b_1b_2 modes pass through two 50 : 50 beam splitters (BSs), here named BS1 and BS2, respectively. The BSs can make

$$\begin{aligned}
|1\rangle_{a1} &= \frac{1}{\sqrt{2}}(|1\rangle_{a3} + |1\rangle_{a4}), & |1\rangle_{a2} &= \frac{1}{\sqrt{2}}(|1\rangle_{a3} - |1\rangle_{a4}), \\
|1\rangle_{b1} &= \frac{1}{\sqrt{2}}(|1\rangle_{b3} + |1\rangle_{b4}), & |1\rangle_{b2} &= \frac{1}{\sqrt{2}}(|1\rangle_{b3} - |1\rangle_{b4}).
\end{aligned} \tag{6}$$

After that, the state in Eq. (5) will evolve to

$$\begin{aligned}
|\Phi\rangle_{AB} \otimes |\varphi_{AB}\rangle &\rightarrow \frac{1}{2}\{(\alpha|S_H\rangle_{a3} + \alpha|S_H\rangle_{a4} + \beta|L_V\rangle_{a3} + \beta|L_V\rangle_{a4}) \\
&\otimes [\frac{t}{2}(|S_HL_V\rangle_{a3} - |S_HL_V\rangle_{a3a4} - |L_VS_H\rangle_{a3a4} + |S_HL_V\rangle_{a4}) + (1-t)|S_HL_V\rangle_{out1} \\
&+ \frac{\sqrt{t(1-t)}}{\sqrt{2}}(|S_HL_V\rangle_{a3out1} - |S_HL_V\rangle_{a4out1} - |L_VS_H\rangle_{a3out1} - |L_VS_H\rangle_{a4out1})] \\
&\otimes [\frac{t}{2}(|S_HL_V\rangle_{b3} - |S_HL_V\rangle_{b3b4} - |L_VS_H\rangle_{b3b4} + |S_HL_V\rangle_{b4}) + (1-t)|S_HL_V\rangle_{out2} \\
&+ \frac{\sqrt{t(1-t)}}{\sqrt{2}}(|S_HL_V\rangle_{b3out2} - |S_HL_V\rangle_{b4out2} - |L_VS_H\rangle_{b3out2} - |L_VS_H\rangle_{b4out2})] \\
&+ (\alpha|S_H\rangle_{b3} + \alpha|S_H\rangle_{b4} + \beta|L_V\rangle_{b3} + \beta|L_V\rangle_{b4}) \\
&\otimes [\frac{t}{2}(|S_HL_V\rangle_{a3} - |S_HL_V\rangle_{a3a4} - |L_VS_H\rangle_{a3a4} + |S_HL_V\rangle_{a4}) + (1-t)|S_HL_V\rangle_{out1} \\
&+ \frac{\sqrt{t(1-t)}}{\sqrt{2}}(|S_HL_V\rangle_{a3out1} - |S_HL_V\rangle_{a4out1} - |L_VS_H\rangle_{a3out1} - |L_VS_H\rangle_{a4out1})] \\
&\otimes [\frac{t}{2}(|S_HL_V\rangle_{b3} - |S_HL_V\rangle_{b3b4} - |L_VS_H\rangle_{b3b4} + |S_HL_V\rangle_{b4}) + (1-t)|S_HL_V\rangle_{out2}
\end{aligned}$$

$$+ \frac{\sqrt{t(1-t)}}{\sqrt{2}}(|S_H L_V\rangle_{b3out2} - |S_H L_V\rangle_{b4out2} - |L_V S_H\rangle_{b3out2} - |L_V S_H\rangle_{b4out2})). \quad (7)$$

Then, the parties make a Bell-state measurement (BSM) for the output photons. In detail, they make the photons in the $a_3 a_4$ and $b_3 b_4$ modes pass through $PBS5$, $PBS6$ and $PBS7$, $PBS8$, respectively, which can make

$$\begin{aligned} |S_H\rangle_{a3(b3)} &\rightarrow |S_H\rangle_{a5(b5)}, & |L_V\rangle_{a3(b3)} &\rightarrow |L_V\rangle_{a6(b6)}, \\ |S_H\rangle_{a4(b4)} &\rightarrow |S_H\rangle_{a7(b7)}, & |L_V\rangle_{a4(b4)} &\rightarrow |L_V\rangle_{a8(b8)}. \end{aligned} \quad (8)$$

After the PBSs, the state in Eq. (7) will evolve to

$$\begin{aligned} |\Phi\rangle_{AB} \otimes |\varphi_{AB}\rangle &\rightarrow \frac{1}{2}\{(\alpha|S_H\rangle_{a5} + \alpha|S_H\rangle_{a7} + \beta|L_V\rangle_{a6} + \beta|L_V\rangle_{a8}) \\ &\otimes [\frac{t}{2}(|S_H\rangle_{a5}|L_V\rangle_{a6} - |S_H\rangle_{a5}|L_V\rangle_{a8} - |L_V\rangle_{a6}|S_H\rangle_{a7} + |S_H\rangle_{a7}|L_V\rangle_{a8}) + (1-t)|S_H L_V\rangle_{out1} \\ &+ \frac{\sqrt{t(1-t)}}{\sqrt{2}}(|S_H\rangle_{a5}|L_V\rangle_{out1} - |S_H\rangle_{a7}|L_V\rangle_{out1} - |L_V\rangle_{a6}|S_H\rangle_{out1} - |L_V\rangle_{a8}|S_H\rangle_{out1})] \\ &\otimes [\frac{t}{2}(|S_H\rangle_{b5}|L_V\rangle_{b6} - |S_H\rangle_{b5}|L_V\rangle_{b8} - |L_V\rangle_{b6}|S_H\rangle_{b7} + |S_H\rangle_{b7}|L_V\rangle_{b8}) + (1-t)|S_H L_V\rangle_{out2} \\ &+ \frac{\sqrt{t(1-t)}}{\sqrt{2}}(|S_H\rangle_{b5}|L_V\rangle_{out2} - |S_H\rangle_{b7}|L_V\rangle_{out2} - |L_V\rangle_{b6}|S_H\rangle_{out2} - |L_V\rangle_{b8}|S_H\rangle_{out2})] \\ &+ (\alpha|S_H\rangle_{b5} + \alpha|S_H\rangle_{b7} + \beta|L_V\rangle_{b6} + \beta|L_V\rangle_{b8}) \\ &\otimes [\frac{t}{2}(|S_H\rangle_{a5}|L_V\rangle_{a6} - |S_H\rangle_{a5}|L_V\rangle_{a8} - |L_V\rangle_{a6}|S_H\rangle_{a7} + |S_H\rangle_{a7}|L_V\rangle_{a8}) + (1-t)|S_H L_V\rangle_{out1} \\ &+ \frac{\sqrt{t(1-t)}}{\sqrt{2}}(|S_H\rangle_{a5}|L_V\rangle_{out1} - |S_H\rangle_{a7}|L_V\rangle_{out1} - |L_V\rangle_{a6}|S_H\rangle_{out1} - |L_V\rangle_{a8}|S_H\rangle_{out1})] \\ &\otimes [\frac{t}{2}(|S_H\rangle_{b5}|L_V\rangle_{b6} - |S_H\rangle_{b5}|L_V\rangle_{b8} - |L_V\rangle_{b6}|S_H\rangle_{b7} + |S_H\rangle_{b7}|L_V\rangle_{b8}) + (1-t)|S_H L_V\rangle_{out2} \\ &+ \frac{\sqrt{t(1-t)}}{\sqrt{2}}(|S_H\rangle_{b5}|L_V\rangle_{out2} - |S_H\rangle_{b7}|L_V\rangle_{out2} - |L_V\rangle_{b6}|S_H\rangle_{out2} - |L_V\rangle_{b8}|S_H\rangle_{out2})]\}. \end{aligned} \quad (9)$$

Then, the photons in the eight output modes are detected by the single-photon detectors, say, D_{1a} , D_{2a} , D_{3a} , D_{4a} , D_{1b} , D_{2b} , D_{3b} , D_{4b} , respectively. After the detection, if the detectors $D_{1a}D_{2a}$, $D_{1a}D_{4a}$, $D_{2a}D_{3a}$, or $D_{3a}D_{4a}$ in Alice's location each registers a photon, simultaneously, the detectors $D_{1b}D_{2b}$, $D_{1b}D_{4b}$, $D_{2b}D_{3b}$, or $D_{3b}D_{4b}$ in Bob's location each registers a photon, our protocol will be successful. Otherwise, the protocol is a failure. Therefore, there are sixteen successful detection results in total, which are displayed in Table 1 as follows.

Table 1. The successful detection results of our protocol, where \circ means our protocol is successful under this detection result.

	$D_{1a}D_{2a}$	$D_{1a}D_{4a}$	$D_{2a}D_{3a}$	$D_{3a}D_{4a}$
$D_{1b}D_{2b}$	\circ	\circ	\circ	\circ
$D_{1b}D_{4b}$	\circ	\circ	\circ	\circ
$D_{2b}D_{3b}$	\circ	\circ	\circ	\circ
$D_{3b}D_{4b}$	\circ	\circ	\circ	\circ

We take the detection result of $D_{1a}D_{2a}D_{1b}D_{2b}$ for example. In Eq. (7), the four items $\frac{-\alpha t \sqrt{t(1-t)}}{4\sqrt{2}}|S_H\rangle_{a5}|L_V\rangle_{a6}|S_H\rangle_{b5}|L_V\rangle_{b6}|S_H\rangle_{out1}$, $\frac{\beta t \sqrt{t(1-t)}}{4\sqrt{2}}|L_V\rangle_{a6}|S_H\rangle_{a5}|S_H\rangle_{b5}|L_V\rangle_{b6}|L_V\rangle_{out1}$, $\frac{-\alpha t \sqrt{t(1-t)}}{4\sqrt{2}}|S_H\rangle_{b5}|L_V\rangle_{b6}|S_H\rangle_{a5}|L_V\rangle_{a6}|S_H\rangle_{out2}$, and $\frac{\beta t \sqrt{t(1-t)}}{4\sqrt{2}}|L_V\rangle_{b6}|S_H\rangle_{b5}|S_H\rangle_{a5}|L_V\rangle_{a6}|L_V\rangle_{out2}$ will lead to the detectors $D_{1a}D_{2a}D_{1b}D_{2b}$ each registers one photon. In this way, if the parties obtain this detection result, the state in Eq. (9) will collapse to

$$|\Phi'_1\rangle_{AB} = (-\alpha|S_H\rangle_{out1} + \beta|L_V\rangle_{out1})|0\rangle_{out2} + |0\rangle_{out1}(-\alpha|S_H\rangle_{out2} + \beta|L_V\rangle_{out2}), \quad (10)$$

with the probability of $\frac{t^3(1-t)}{16}$.

Finally, the parties only need to perform a phase-flip operation on the photon in the output1 or output2 mode, they can change $|\Phi_1\rangle_{AB}$ in Eq. (10) to

$$|\Phi_1\rangle_{AB} = (\alpha|S_H\rangle_{out1} + \beta|L_V\rangle_{out1})|0\rangle_{out2} + |0\rangle_{out1}(\alpha|S_H\rangle_{out2} + \beta|L_V\rangle_{out2}), \quad (11)$$

which has the same form of $|\Phi\rangle_{AB}$.

If the parties obtain one of the other fifteen detection results in Table 1, they will finally obtain the same result of $|\Phi_1\rangle_{AB}$ in Eq. (11). Therefore, the total success probability to obtain $|\Phi_1\rangle_{AB}$ can be written as $P_1 = 16 \times \frac{t^3(1-t)}{16} = t^3(1-t)$.

On the other hand, if the initial input state is the vacuum state, after the auxiliary photons pass through BS1 and BS2, respectively, the parties can obtain

$$\begin{aligned} |vac\rangle \otimes |\varphi_{AB}\rangle &\rightarrow \left[\frac{t}{2}(|S_H L_V\rangle_{a3} - |S_H L_V\rangle_{a3a4} - |L_V S_H\rangle_{a3a4} + |S_H L_V\rangle_{a4}) + (1-t)|S_H L_V\rangle_{out1} \right. \\ &\quad + \left. \frac{\sqrt{t(1-t)}}{\sqrt{2}}(|S_H L_V\rangle_{a3out1} - |S_H L_V\rangle_{a4out1} - |L_V S_H\rangle_{a3out1} - |L_V S_H\rangle_{a4out1}) \right] \\ &\otimes \left[\frac{t}{2}(|S_H L_V\rangle_{b3} - |S_H L_V\rangle_{b3b4} - |L_V S_H\rangle_{b3b4} + |S_H L_V\rangle_{b4}) + (1-t)|S_H L_V\rangle_{out2} \right. \\ &\quad + \left. \frac{\sqrt{t(1-t)}}{\sqrt{2}}(|S_H L_V\rangle_{b3out2} - |S_H L_V\rangle_{b4out2} - |L_V S_H\rangle_{b3out2} - |L_V S_H\rangle_{b4out2}) \right]. \end{aligned} \quad (12)$$

Then the parties make the output photons pass through the PBSs. The state in Eq. (12) will evolve to

$$\begin{aligned} |vac\rangle \otimes |\varphi_{AB}\rangle &\rightarrow \left[\frac{t}{2}(|S_H\rangle_{a5}|L_V\rangle_{a6} - |S_H\rangle_{a5}|L_V\rangle_{a8} - |L_V\rangle_{a6}|S_H\rangle_{a7} + |S_H\rangle_{a7}|L_V\rangle_{a8}) + (1-t)|S_H L_V\rangle_{out1} \right. \\ &\quad + \left. \frac{\sqrt{t(1-t)}}{\sqrt{2}}(|S_H\rangle_{a5}|L_V\rangle_{out1} - |S_H\rangle_{a7}|L_V\rangle_{out1} - |L_V\rangle_{a6}|S_H\rangle_{out1} - |L_V\rangle_{a8}|S_H\rangle_{out1}) \right] \\ &\otimes \left[\frac{t}{2}(|S_H\rangle_{b5}|L_V\rangle_{b6} - |S_H\rangle_{b5}|L_V\rangle_{b8} - |L_V\rangle_{b6}|S_H\rangle_{b7} + |S_H\rangle_{b7}|L_V\rangle_{b8}) + (1-t)|S_H L_V\rangle_{out2} \right. \\ &\quad + \left. \frac{\sqrt{t(1-t)}}{\sqrt{2}}(|S_H\rangle_{b5}|L_V\rangle_{out2} - |S_H\rangle_{b7}|L_V\rangle_{out2} - |L_V\rangle_{b6}|S_H\rangle_{out2} - |L_V\rangle_{b8}|S_H\rangle_{out2}) \right]. \end{aligned} \quad (13)$$

We will prove that under the sixteen successful cases, the parties will finally obtain the $|vac\rangle$ state. We also take the detection result of $D_{1a}D_{2a}D_{1b}D_{2b}$ for example. It can be found that only the item $\frac{t^2}{4}|S_H\rangle_{a3}|L_V\rangle_{a3}|S_H\rangle_{b3}|L_V\rangle_{b3}$ will lead to the detectors $D_{1a}D_{2a}D_{1b}D_{2b}$ each registers one photon. If the detection result is $D_{1a}D_{2a}D_{1b}D_{2b}$, the state in Eq. (13) will finally evolve to the vacuum state with the probability of $\frac{t^4}{16}$. Certainly, if the parties obtain any one of the other fifteen detection results in Table 1, they can also obtain the same result. Therefore, the total success probability to obtain the vacuum state is $P_2 = 16 \times \frac{t^4}{16} = t^4$.

According to the description above, the total success probability (P_t) of our protocol can be written as

$$P_t = \eta P_1 + (1-\eta)P_2 = \eta t^3(1-t) + (1-\eta)t^4 = (1-2\eta)t^4 + \eta t^3. \quad (14)$$

When the protocol is successful, the parties can obtain a mixed state as

$$\rho_{out} = \eta' |\Phi_1\rangle_{AB} \langle \Phi_1| + (1-\eta') |vac\rangle \langle vac| \quad (15)$$

with the fidelity

$$\eta' = \frac{\eta t^3(1-t)}{\eta t^3(1-t) + (1-\eta)t^4} = \frac{\eta(1-t)}{\eta(1-t) + (1-\eta)t}. \quad (16)$$

It can be found that the fidelity η' of the new mixed state has nothing to do with the entanglement coefficients α and β , but it only depends on the fidelity η of the initial input mixed state and the transmission t of the VBSs. We design the amplification factor as

$$g \equiv \frac{\eta'}{\eta} = \frac{1-t}{\eta(1-t) + (1-\eta)t}. \quad (17)$$

For realizing the amplification, we require $\eta' > \eta$, that is, $g > 1$. It can be calculated that $g > 1$ under the case of $t < \frac{1}{2}$. In this way, by providing suitable VBSs with $t < \frac{1}{2}$, we can complete the amplification task.

III. DISCUSSION AND CONCLUSION

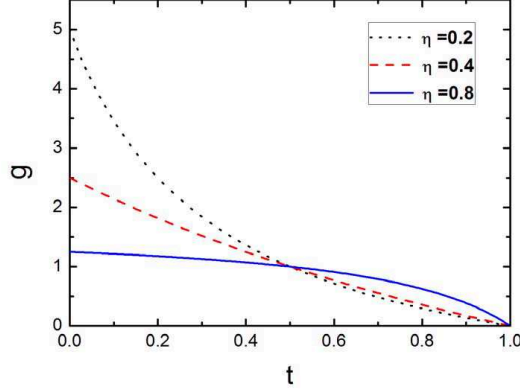


FIG. 2: The amplification factor g as a function of the transmission t of the VBSs under the initial fidelity $\eta = 0.2, 0.4$, and 0.8 , respectively. All three curves pass through the same point with $t = 0.5$.

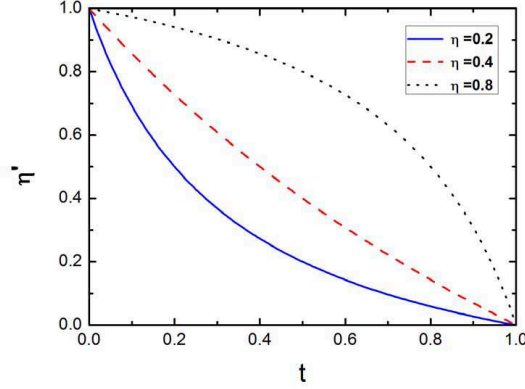


FIG. 3: The fidelity η' of the distilled new mixed state altered with the transmission t of the VBSs under the initial fidelity $\eta = 0.2, 0.4$, and 0.8 , respectively.

In the paper, we propose a simple and efficient amplification protocol for protecting the single-photon entangled state of the time-bin qubit. In the protocol, one time-bin qubit is shared by two parties, which creates a single-photon entangled state. Due to the photon loss, the entangled state would be mixed with the vacuum state. For realizing the amplification, each of the two parties requires to prepare two single photons with the polarization of $|H\rangle$ and $|V\rangle$. With the help of the PBSs, the polarization modes can accompany two temporal modes, respectively. Then, each party makes the auxiliary photons in his or her hand pass through a VBS with the transmission of t . Subsequently, each party makes the photons enter the BS , and make the BSM for the photons in the eight output modes. According to the BSM result, the parties can distill a new mixed state with the similar form of the initial mixed state. Under the case that $t < \frac{1}{2}$, we can obtain the amplification factor $g \equiv \frac{\eta'}{\eta} > 1$ and realize the amplification. Our protocol has three obvious advantages. First, we only require one pair of the single-photon entangled state. As the entanglement source is quite precious, our protocol is quite economical. Second, the encoded time-bin feature can be perfectly contained. Third, we only require the linear optical elements, which makes our protocol can be realized in current experimental conditions.

The the amplification factor g and the fidelity η' of the distilled new mixed state as a function of the transmission t of the VBSs are shown in Fig. 2 and Fig. 3, respectively. In Fig. 2, and Fig. 3, both the values of g and η' reduce with the growth of t . All curves in Fig. 2 pass through the same point with $t = \frac{1}{2}$. Under $t = \frac{1}{2}$, we can obtain $g = 1$ and $\eta' = \eta$ under any initial coefficient η . Actually, under $t = \frac{1}{2}$, the VBS becomes the BS and our protocol is analogous to an entanglement swapping protocol. Under $t < \frac{1}{2}$, we can obtain $g > 1$ and $\eta' > \eta$. Combined with Eq.

(16) and Eq. (17), we can obtain under $t \rightarrow 0$, $\eta' \rightarrow 1$ and $g \rightarrow \frac{1}{\eta}$. In this way, for obtaining high fidelity, the parties require to choose the VBS with small transmission.

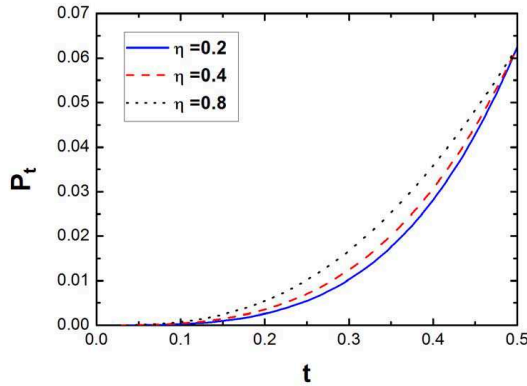


FIG. 4: The total success probability P_t of our amplification protocol as a function of the transmission t of the VBSs under the initial fidelity $\eta = 0.2, 0.4$, and 0.8 , respectively.

On the other hand, we calculate the total success probability P_t of our protocol as a function of the transmission t of the VBSs under three different initial $\eta = 0.2, 0.4$, and 0.8 , respectively. As shown in Fig. 4, the value of P_t mainly depends on t and the value of η affects P_t slightly. In all the three curves, P_t increases with the growth of t . Under $t \in [0, \frac{1}{2}]$, P_t will get the maximum value of $\frac{1}{16}$ when $t = \frac{1}{2}$. When $t \rightarrow 0$, $P_t \rightarrow 0$. In this way, in the practical application, we need to consider both the fidelity and success probability factors, simultaneously, and choose the VBSs with suitable transmission.

Finally, we discuss the experimental realization of our protocol. The VBS is the key element of the protocol. The VBS is a common linear optical element in current technology. In our protocol, for realizing the amplification, we require to use the VBS with $t < \frac{1}{2}$. In 2012, the group of Osorio reported their experimental results about the heralded photon amplification for quantum communication with the help of the VBS [39]. In their amplification experiment, they successfully adjusted the splitting ratio of VBS from 50 : 50 to 90 : 10 to increase the visibility from $46.7 \pm 3.1\%$ to $96.3 \pm 3.8\%$. Based on their experimental result, our requirement for the VBS can be easily realized. On the other hand, we also require the sophisticated single photon detectors to exactly distinguish the single photon in each output modes. The single photon detection has been a challenge under current experimental conditions, for the quantum decoherence effect of the photon detector [51]. Lita *et al.* reported their experimental result about the near-infrared single-photon detection. They showed the photon detection efficiency η_p at 1556 nm can reach $95\% \pm 2\%$ [52].

In conclusion, we demonstrate a simple and effective amplification protocol for protecting the single-photon entangled state of the time-bin qubit. In the protocol, we only require one pair of the single-photon entangled state, which makes our protocol economical. With the help of some auxiliary single photons and the linear optical elements, such as VBSs, BSs, and PBSs, the fidelity of the single-photon entangled state can be increased when the transmission t of the VBSs satisfy $t < \frac{1}{2}$. Moreover, the encoded time-bin feature can be well contained. This protocol can be realized under current experimental condition, and it may be useful in current and future quantum information processing.

ACKNOWLEDGEMENTS

This work was supported by the National Natural Science Foundation of China under Grant Nos. 11474168 and 61401222, the Natural Science Foundation of Jiangsu province under Grant No. BK20151502, the Qing Lan Project in Jiangsu Province, and A Project Funded by the Priority Academic Program Development of Jiangsu Higher Education Institutions.

-
- [1] C. H. Bennett, G. Brassard, C. Crepeau, R. Jozsa, A. Peres, and W. K. Wootters, "Teleporting an unknown quantum state via dual classical and Einstein-Podolsky-Rosen channels," *Phys. Rev. Lett.* **70**, 1895 (1993).
 - [2] A. K. Ekert, "Quantum cryptography based on Bells theorem," *Phys. Rev. Lett.* **67**, 661 (1991).
 - [3] M. Hillery, V. Bužek, and A. Berthiaume, "Quantum secret sharing," *Phys. Rev. A* **59**, 1829 (1999).

- [4] G. L. Long and X. S. Liu, "Theoretically efficient high-capacity quantum-keydistribution scheme," *Phys. Rev. A* **65**, 032302 (2002).
- [5] F. G. Deng, G. L. Long, and X. S. Liu, "Two-step quantum direct communication protocol using the Einstein-Podolsky-Rosen pair block," *Phys. Rev. A* **68**, 042317 (2003).
- [6] H. J. Briegel, W. Dür, J. I. Cirac, and P. Zoller, "Quantum repeaters: the role of imperfect local operations in quantum communication," *Phys. Rev. Lett.* **81**, 5932 (1998).
- [7] N. Sangouard, C. Simon, H. de Riedmatten, and N. Gisin, "Quantum repeaters based on atomic ensembles and linear optics," *Rev. Mod. Phys.* **83**, 33 (2011).
- [8] M. A. Nielsen, "Optical quantum computation using cluster states," *Phys. Rev. Lett.* **93**, 040503 (2004).
- [9] L. Zhou and Y. B. Sheng, "Arbitrary atomic cluster state concentration for one-way quantum computation," *J. Opt. Soc. Am. B* **31**, 503-511 (2014).
- [10] S. Y. Zhao, J. Liu, L. Zhou, and Y. B. Sheng, "Two-step entanglement concentration for arbitrary electronic cluster state," *Quan. Inform. Process.* **12**, 3633-3647 (2013).
- [11] I. Marcikic, H. de Riedmatten, W. Tittel, H. Zbinden, and N. Gisin, "Long-distance teleportation of qubits at telecommunication wavelengths," *Nature (London)* **421**, 509-513 (2003).
- [12] H. de Riedmatten, I. Marcikic, J. A. W. van Houwelingen, W. Tittel, H. Zbinden, and N. Gisin, "Long-distance entanglement swapping with photons from separated sources," *Phys. Rev. A* **71**, 050302(R) (2005).
- [13] H. Takesue and B. Miquel, "Entanglement swapping using telecom-band photons generated in fibers", *Opt. Express* **17**, 10748-10756 (2009).
- [14] R. T. Thew, S. Tanzilli, W. Tittel, H. Zbinden, and N. Gisin, "Experimental investigation of the robustness of partially entangled qubits over 11 km," *Phys. Rev. A* **66**, 062304 (2002).
- [15] I. Marcikic, H. de Riedmatten, W. Tittel, H. Zbinden, M. Legré, and N. Gisin, "Distribution of time-bin entangled qubits over 50 km of optical fiber," *Phys. Rev. Lett.* **93**, 180502 (2004).
- [16] T. Inagaki, N. Matsuda, O. Tadanaga, M. Asobe, and H. Takesue, "Entanglement distribution over 300 km of fiber," *Opt. Express* **21**, 23241-23249 (2013).
- [17] L. M. Duan, M. D. Lukin, J. I. Cirac, and P. Zoller, "Long-distance quantum communication with atomic ensembles and linear optics," *Nature* **414**, 413-418 (2001).
- [18] C. Simon, H. De Riedmatten, M. Afzelius, N. Sangouard, H. Zbinden, and N. Gisin, "Quantum repeaters with photon pair sources and multimode memories," *Phys. Rev. Lett.* **98**, 190503 (2007).
- [19] D. Gottesman, T. Jennewein, and S. Croke, "Longer-baseline telescopes using quantum repeaters," *Phys. Rev. Lett.* **109**, 070503 (2012).
- [20] C. H. Bennett, G. Brassard, S. Popescu, B. Schumacher, J. A. Smolin, and W. K. Wootters, "Purification of noisy entanglement and faithful teleportation via noisy channels," *Phys. Rev. Lett.* **76**, 722 (1996).
- [21] D. Deutsch, A. Ekert, R. Jozsa, C. Macchiavello, S. Popescu, and A. Sanpera, "Quantum privacy amplification and the security of quantum cryptography over noisy channels," *Phys. Rev. Lett.* **77**, 2818 (1996).
- [22] J. W. Pan, C. Simon, and A. Zellinger, "Entanglement purification for quantum communication," *Nature (London)* **410**, 1067-1070 (2001).
- [23] C. Simon and J. W. Pan, "Polarization entanglement purification using spatial entanglement," *Phys. Rev. Lett.* **89**, 257901 (2002).
- [24] Y. B. Sheng, and F. G. Deng, "One-step deterministic polarization-entanglement purification using spatial entanglement," *Phys. Rev. A* **82**, 044305 (2010).
- [25] F. G. Deng, "Efficient multipartite entanglement purification with the entanglement link from a subspace," *Phys. Rev. A* **84**, 052312 (2011).
- [26] Y. B. Sheng, L. Zhou, and G. L. Long, "Hybrid entanglement purification for quantum repeaters," *Phys. Rev. A* **88**, 022302 (2013).
- [27] Y. B. Sheng and L. Zhou, "Deterministic polarization entanglement purification using time-bin entanglement," *Laser Phys. Lett.* **11**, 085203 (2014).
- [28] Y. B. Sheng and L. Zhou, "Deterministic entanglement distillation for secure double-server blind quantum computation," *Scientific Reports* **5**, 7815 (2015).
- [29] Y. B. Sheng, F. G. Deng, and H. Y. Zhou, "Efficient polarization entanglement concentration for electrons with charge detection," *Phys. Lett. A* **373**, 1823 (2009).
- [30] L. Zhou, Y. B. Sheng, W. W. Cheng, L. Y. Gong, and S. M. Zhao, "Efficient entanglement concentration for arbitrary single-photon multimode W state," *J. Opt. Soc. Am. B* **30**, 71-78 (2013).
- [31] L. Zhou, "Efficient entanglement concentration for electron-spin W state with the charge detection," *Quantum Inf. Process.* **12**, 2087-2101 (2013).
- [32] L. Zhou, Y. B. Sheng, W. W. Cheng, L. Y. Gong, and S. M. Zhao, "Efficient entanglement concentration for arbitrary less-entangled NOON states," *Quantum Inf. Process.* **12**, 1307-1320 (2013).
- [33] C. Wang, "Efficient entanglement concentration for partially entangled electrons using a quantum-dot and microcavity coupled system," *Phys. Rev. A* **86**, 012323 (2012).
- [34] T. C. Ralph and A. P. Lund, "Nondeterministic noiseless linear amplification of quantum systems," in *Proceedings of the 9th International Conference on Quantum Communication Measurement and Computing*, A. Ivovsky, ed. (AIP, 2009), pp. 155-160.
- [35] G. Y. Xiang, T. C. Ralph, A. P. Lund, N. Walk, and G. J. Pryde, "Heralded noiseless linear amplification and distillation of entanglement," *Nat. Photonics* **4**, 316-319 (2010).

- [36] N. Gisin, S. Pironio, and N. Sangouard, "Proposal for implementing device-independent quantum key distribution based on a heralded qubit amplifier," *Phys. Rev. Lett.* **105**, 070501 (2010).
- [37] M. Curty and T. Moroder, "Heralded-qubit amplifiers for practical device-independent quantum key distribution," *Phys. Rev. A* **84**, 010304(R) (2011).
- [38] D. Pitkanen, X. Ma, R. Wickert, P. van Loock, and N. Ltkenhaus, "Efficient heralding of photonic qubits with applications to device-independent quantum key distribution," *Phys. Rev. A* **84**, 022325 (2011).
- [39] C. I. Osorio, N. Bruno, N. Sangouard, H. Zbinden, N. Gisin, and R. T. Thew, "Heralded photon amplification for quantum communication," *Phys. Rev. A* **86**, 023815 (2012).
- [40] S. Kocsis, G. Y. Xiang, T. C. Ralph, and G. J. Pryde, "Heralded noiseless amplification of a photon polarization qubit," *Nat. Phys.* **9**, 23-28 (2012).
- [41] S. L. Zhang, S. Yang, X. B. Zou, B. S. Shi, and G. C. Guo, "Protecting single-photon entangled state from photon loss with noiseless linear amplification," *Phys. Rev. A* **86**, 034302 (2012) .
- [42] L. Zhou and Y. B. Sheng, "Distilling single-photon entanglement from photon loss and decoherence," *J. Opt. Soc. Am. B* **30**, 2737-2741 (2013).
- [43] T. J. Wang, C. Cao, and C. Wang, "Linear-optical implementation of hyperdistillation from photon loss," *Phys. Rev. A* **89**, 052303 (2014).
- [44] N. A. McMahon, A. P. Lund, and T. C. Ralph, "Optimal architecture for a nondeterministic noiseless linear amplifier," *Phys. Rev. A* **89**, 023846 (2014).
- [45] S. L. Zhang, Y. L. Dong, X. B. Zou, B. S. Shi, and G. C. Guo, "Continuous-variable-entanglement distillation with photon addition," *Phys. Rev. A* **88**, 032324 (2013).
- [46] Y. B. Sheng, Y. Ou-Yang, L. Zhou, and L. Wang, "Protecting sing-photon multi-mode W state from photon loss," *Quantum Inf. Process.* **13**, 1595-1605 (2014).
- [47] J. Minář, H. de Riedmatten, and N. Sangouard, "Quantum repeaters based on heralded qubit amplifiers," *Phys. Rev. A* **85**, 032313 (2012).
- [48] Y. Ou-Yang, Z. F. Feng, L. Zhou, Y. B. Sheng, "Protecting single-photon entanglement with imperfect single-photon source," *Quantum Inf. Process.* **14**, 635-651 (2015).
- [49] L. Zhou and Y. B. Sheng, "Recyclable amplification protocol for the single-photon entangled state," *Laser Phys. Lett.* **12**, 045203 (2015).
- [50] N. Bruno, V. Pini, A. Martin, B. Korzh, F. Bussi eres, H. Zbinden, N. Gisin, and R. Thew, "Heralded amplification of photonic qubits," *Opt. Express* **24**, 125-133 (2016).
- [51] V. D'Auria, N. Lee, T. Amri, C. Fabre, and J. Laurat, "Quantum decoherence of single-photon counters," *Phys. Rev. Lett.* **107**, 050504 (2011).
- [52] A. E. Lita, A. J. Miller, and S. W. Nam, "Counting near-infrared single-photons with 95% efficiency," *Opt. Express* **16**, 3032-3040 (2008).