

Marginal resonances and intermittent behaviour in the motion in the vicinity of a separatrix

Ivan I. Shevchenko

Institute of Theoretical Astronomy,
Russian Academy of Sciences,

Nab. Kutuzova 10, St.Petersburg 191187, Russia

Abstract

A condition upon which sporadic bursts (intermittent behaviour) of the relative energy become possible is derived for the motion in the chaotic layer around the separatrix of non-linear resonance. This is a condition for the existence of a marginal resonance, i.e. a resonance located at the border of the layer. A separatrix map in Chirikov's form [Chirikov, B. V., Phys. Reports 52, 263 (1979)] is used to describe the motion. In order to provide a straightforward comparison with numeric integrations, the separatrix map is synchronized to the surface of the section farthest from the saddle point. The condition of intermittency is applied to clear out the nature of the phenomenon of bursts of the eccentricity of chaotic asteroidal trajectories in the 3/1 mean motion commensurability with Jupiter. On the basis of the condition, a new intermittent regime of resonant asteroidal motion is predicted and then identified in numeric simulations.

1 Introduction

By the intermittent behaviour of a dynamical system one usually implies a chaotic one representing a sequence of intervals of two or more qualitatively different regimes of motion which alternate in a random fashion. An example is an apparently-chaotic behaviour with embedded intervals of quasiregular motion; another example represents

a sequence of quasiregular intervals of random duration, separated by some pronounced regular-looking events (say, bursts). The theory of intermittency is well developed in the domain of dissipative dynamical systems, and in particular in the case of one-dimensional maps (5). Hamiltonian intermittency has yet attracted much less attention, though it is not at all a rare phenomenon. A short review of it is made by Zaslavsky et al. in (16). They also consider in detail its mechanism in the Fermi model of acceleration of particles in regular electromagnetic fields.

In the paper which follows, a particular case of Hamiltonian intermittency, characterized by random burst-like events (i.e. bursts of an action-like variable separated by quiet quasiregular intervals of random duration), is studied. Namely, the burst-like intermittency in the motion in a vicinity of the separatrix of non-linear resonance is analysed. This is performed in the framework of a straightforward theory of marginal resonances, i.e. resonances located at the border of the chaotic layer inside it, or, in the most prominent appearance, resonances the unperturbed separatrices of which would be tangent to the layer's border. As an application, sporadic bursts of the eccentricity of asteroidal orbits in the 3/1 mean motion commensurability with Jupiter are considered. To find out conditions for emergence of such bursts analytically is one of motivations of the following study.

The primary motivation is to derive a condition for the intermittency, as defined above, for the motion near the separatrix of non-linear resonance. To describe the motion near the separatrix, I use the separatrix map in Chirikov's form (6), or, in identical terms, the "whisker map".

2 The separatrix map

Consider the Hamiltonian

$$H = H_0 + \Lambda \cdot (\xi_1 + \xi_2), \quad (1)$$

where $H_0 = \frac{\mathcal{G}p^2}{2} - \mathcal{F} \cos \kappa$ is the pendulum Hamiltonian, and the perturbation, which is periodic and symmetric, is given by the terms $\xi_1 = \cos(\kappa - \sigma)$, $\xi_2 = \cos(\kappa + \sigma)$, where $\sigma = \Omega t + \sigma_0$. The angle κ is the pendulum's angle, and σ is the phase angle of perturbation; σ_0 is the initial phase; p is the momentum; Ω is the constant perturbation frequency; \mathcal{F} , \mathcal{G} , Λ are constants.

According to Chirikov (6), the motion of the system with Hamiltonian (1) in a vicinity of the separatrix is described by the separatrix map (hereafter SM):

$$\begin{aligned} w_{n+1} &= w_n - W \sin \sigma_n, \\ \sigma_{n+1} &= \sigma_n + \lambda \ln \frac{32}{|w_{n+1}|} \pmod{2\pi}, \end{aligned} \quad (2)$$

where w denotes the pendulum's relative energy: $w = \frac{H_0}{\mathcal{F}} - 1$. Constants λ and W are parameters: λ is the ratio of Ω , the perturbation frequency, to $\omega_0 = (\mathcal{F}\mathcal{G})^{1/2}$, the frequency of small-amplitude pendulum oscillations; and W is given by the formula

$$W = \frac{\Lambda}{\mathcal{F}} \lambda [A_2(\lambda) + A_2(-\lambda)] = \frac{\Lambda}{\mathcal{F}} \frac{4\pi\lambda^2}{\sinh \frac{\pi\lambda}{2}}. \quad (3)$$

Here

$$A_2(\lambda) = 4\pi\lambda \frac{\exp(\pi\lambda/2)}{\sinh(\pi\lambda)}$$

is the value of the Melnikov–Arnold integral as defined in (6). Formula (3) differs from that given in (6; 11) by the term $A_2(-\lambda)$, which is small for $\lambda \gg 1$ and is usually ignored. However, its contribution is significant for λ small, i.e. in the case of low-frequency perturbation.

One iteration of the SM corresponds to one period of pendulum's rotation, or a half-period of its libration.

The motion of system (1) is mapped by Eq. (2) asynchronously: the action-like variable w is taken at $\kappa = \pm\pi$, while the phase angle σ is taken at $\kappa = 0$. Below it will be demonstrated that an asymmetry of SM-produced phase portraits in relation to the vertical lines $\sigma = 0$ or $\sigma = \pi$ (see e.g. Fig. 1 in (7) or Fig. 6 in (4)) is an artifact of the desynchronization.

The desynchronization can be removed by using variables \tilde{w}_n , σ_n , where

$$\begin{aligned} \tilde{w}_n &= w_n - \frac{W}{2} \sin \sigma_n - \delta(\lambda) W \cos \sigma_n = \\ &= \frac{w_n + w_{n+1}}{2} - \delta(\lambda) W \cos \sigma_n, \end{aligned} \quad (4)$$

instead of w_n, σ_n . This transformation synchronizes the SM to the surface of section $\kappa = 0$. Eq. (4) can be rigorously derived by calculation of the relative energy increment on the half-period of the map. If one sets $\delta(\lambda) = 0$, it can be understood as an interpolation of the two values of w to the surface $\kappa = 0$. Derivation of $\delta(\lambda)$ constitutes a technical problem of analytical evaluation of definite integrals, which is lengthy. Besides, the contribution of the term with $\delta(\lambda)$ is small for the value of λ used below in Section 4, and it is not crucial for the purposes of this paper. Therefore, a complete derivation of $\delta(\lambda)$ will be given elsewhere. Here I present only the final formula

$$\delta(\lambda) = \frac{1}{\pi} \left\{ \operatorname{Re} \left[\psi \left(\frac{i\lambda}{2} \right) - \psi \left(\frac{i\lambda}{4} \right) \right] + \frac{1}{\lambda^2} - \ln 2 \right\} \sinh \frac{\pi\lambda}{2}, \quad (5)$$

where $\psi(z) = \frac{\Gamma'(z)}{\Gamma(z)}$ is the digamma function, i is the imaginary unit. According to e.g. (3), the real part of the digamma function of an imaginary argument is given by the series

$$\operatorname{Re} \psi(iy) = -C + y^2 \sum_{n=1}^{\infty} \frac{1}{n(n^2 + y^2)}, \quad (6)$$

where y is any real number, $C \approx 0.577216$ is Euler's constant.

The quantity $\delta(\lambda)$ goes to accordingly plus and minus infinity when $\lambda \rightarrow 0$ and $\lambda \rightarrow +\infty$, i.e. the term with $\delta(\lambda)$ in Eq. (4) is especially important to take into account in cases of low and high frequency perturbation. However, at $\lambda \sim 1 \div 3$ it is close to zero.

I use the procedure of synchronization to the unified surface of section below, when comparing phase portraits obtained by direct numeric integrations with those obtained with the map.

Note that a separatrix map “shifted” to a surface of section with the pendulum's angle taken near the saddle point (i.e. at $\kappa \approx \pm\pi$ in our terms) was recently derived by Abdullaev and Zaslavsky (1; 2) in connection with studies of the behaviour of plasma in tokamaks. The “shifting” of an SM to $\kappa \approx \pm\pi$ requires a calculation of an increment of the phase angle of perturbation, instead of the calculation of the increment of the relative energy in the case of synchronization to the surface $\kappa = 0$ considered above. For our purposes, incorporating a comparison with numeric integrations of the motion, the choice of the latter section is preferable. Indeed, sections near the saddle point do not necessarily intercept all trajectories of the libration mode (those

trajectories simply do not reach the value of $\kappa = \pm\pi$), while the section taken at $\kappa = 0$ provides a complete coverage of the phase space.

Apart from the problem of synchronization, the ordinary SM (2) has another shortcoming which limits its applicability for modelling the real motion. Namely, it is valid for a low strength of perturbation, i.e. for $W \ll 1$. To a certain degree, this shortcoming can be removed by some complication of the map: if the perturbation is not weak, it is straightforward, in order to improve the performance of the map, to replace the logarithmic approximation of the increment of the phase angle by its exact value, which depends on what side of the line of the unperturbed separatrix the motion takes place. Making this replacement, one has the exact SM:

$$\begin{aligned} w_{n+1} &= w_n - W \sin \sigma_n, \\ \sigma_{n+1} &= \sigma_n + \Delta\sigma_n \pmod{2\pi}, \end{aligned} \quad (7)$$

where

$$\Delta\sigma_n = \begin{cases} 2\lambda K \left[\left(1 + \frac{w_{n+1}}{2}\right)^{1/2} \right], & \text{if } w_{n+1} < 0; \\ 2\lambda \left(1 + \frac{w_{n+1}}{2}\right)^{-1/2} K \left[\left(1 + \frac{w_{n+1}}{2}\right)^{-1/2} \right], & \text{if } w_{n+1} > 0; \end{cases}$$

$K(k)$ is the complete elliptic integral of the first kind with modulus k .

3 A condition for intermittency

An opportunity of sporadic strong rapid variations of the relative energy w in the chaotic motion near the separatrix depends on the structure of the border of the chaotic layer. Excursions to high values of the relative energy w become possible, when, with the increase of the perturbation, the border of the chaotic layer touches the separatrix of an integer resonance, and the very narrow chaotic layer around this latter separatrix is no more separate from the main chaotic layer. They start to overlap, i.e. a heteroclinic connection emerges between them. Thus a marginal integer resonance is formed. In case of half-integer or other fractional resonances the maximum relative variation of w is much less. Therefore solely the integer case is considered in what follows.

Since for small perturbations the dynamical behaviour described by the SM is symmetric with respect to the sign of w (i.e. it is the same for librations and circulations, see Eq. (2)), let w be positive. The condition for the tangency is then $w_{bord} = w^{(m)} - \Delta w^{(m)}$, where w_{bord} is the location of the border of the main chaotic layer, $w^{(m)}$ is that of the center of the marginal resonance of an integer order $m \geq 1$, and $\Delta w^{(m)}$ is the half-width of the marginal resonance. It is known that $w_{bord} \approx \lambda W$ (7; 8) and $w^{(m)} = 32 \exp(-2\pi m/\lambda)$ (11). The quantity $\Delta w^{(m)}$ can be derived by means of linearization of the SM with respect to the action-like variable w in the neighbourhood of the fixed point. From consideration of the Hamiltonian of the inferred standard map one has $\Delta w^{(m)} = 2(w^{(m)}W/\lambda)^{1/2}$.

Finally, the condition for the tangency of the unperturbed separatrix of a marginal integer resonance to the border of the main chaotic layer, i.e. the condition for appearance of bursts, is

$$W = W_t^{(m)}(\lambda), \quad (8)$$

where

$$W_t^{(m)}(\lambda) = \frac{32}{\lambda^3} \left[(1 + \lambda^2)^{1/2} - 1 \right]^2 \exp\left(-\frac{2\pi m}{\lambda}\right). \quad (9)$$

In this approximation, the tangency condition is one and the same for w both positive and negative, i.e. for both sides of the main chaotic layer.

Of course, the bursts of the relative energy also take place at W somewhat greater than $W_t^{(m)}(\lambda)$, but on increasing W the chaotic layer around the separatrix of the marginal resonance becomes thicker and thicker, and the resonance deepens into the main chaotic layer. This leads to a lesser value of the relative amplitude of bursts, and also to a loss of their self-similarity. The most pronounced and self-similar bursts take place at the edge of the tangency, when $W = W_t^{(m)}(\lambda)$, or when W is slightly greater than this value.

The term “tangency condition” is used in what follows to denote the condition for intermittency, though of course this implies an approximate description of the phenomenon of the heteroclinic connection in this problem. This approximation is possible when the chaotic layer around the separatrix of a marginal resonance is narrow in comparison with the width of the main chaotic layer.

The extremum value of the relative energy during a burst, when w e.g. is positive, is $w_{extr} = w^{(m)} + \Delta w^{(m)}$, or $w_{extr} = w_{bord} + 2\Delta w^{(m)}$,

or $w_{extr} = 2w^{(m)} - w_{bord}$. Let us take the latter expression, since it is the simplest one. For both possible signs of w , the extremum value is finally

$$w_{extr} = \pm \left[64 \exp \left(-\frac{2\pi m}{\lambda} \right) - \lambda W_t^{(m)}(\lambda) \right]. \quad (10)$$

What is the numeric precision of the tangency condition (8) in predicting the onset of intermittency? This problem is twofold: how good the condition is for describing the separatrix map behaviour, and how good it is for describing the motion of an underlying Hamiltonian system (say (1)), represented by the SM. Concerning the first part of the problem, it is simplified by an invariance property of SM (2), which is made evident by transforming Eq. (2) to the form (used e.g. in (8)):

$$\begin{aligned} y_{n+1} &= y_n + \sin x_n, \\ x_{n+1} &= x_n - \lambda \ln |y_{n+1}| + c \pmod{2\pi}, \end{aligned} \quad (11)$$

where $y = \frac{w}{W}$, $x = \sigma + \pi$; and the new parameter is

$$c = \lambda \ln \frac{32}{|W|}. \quad (12)$$

The invariance property is that the dynamical behaviour of the SM with the parameter c is identical to that with the parameter $c + 2\pi k$, where k is any integer. So, the value of the “perturbation parameter” W in the case of SM (2) does not have any physical limits, if the SM is considered separately from an underlying dynamical system. This inference is not true for exact SM (7), where $|W|$ should be small enough, as considered below.

The accuracy of the tangency condition (8) is determined by several factors: by the accuracy of the estimate of location of the border of the main chaotic layer, by that of location of the center of a marginal resonance, by that of the width of the latter, also by not taking into account the necessity of synchronization of the SM. Therefore, it can be studied only numerically. Since two parameters are involved, λ and W , a detailed study would take much space. Here I present results on the accuracy of the tangency condition for the marginal resonance $m = 1$, computed for six representative values of λ in the range $0.1 \leq \lambda \leq 10$. Concerning behaviour of the SM itself, the value of m does not matter.

Table 1: Accuracy of the condition for intermittency

λ	$c_t^{(1)}(\lambda),$ $n_{it}=10^4$	$c_t^{(1)}(\lambda),$ $n_{it}=10^7$	$c_t^{(1)}(\lambda),$ theor.	$\Delta c_t^{(1)}(\lambda)$	$W_t^{(1)}(\lambda),$ theor.	$\varepsilon_t^{(1)}(\lambda),$ theor.
0.1	6.58	6.58	6.65	-0.07	$4.11 \cdot 10^{-28}$	$5.15 \cdot 10^{-28}$
0.5	7.18	7.21	7.38	-0.17	$1.24 \cdot 10^{-5}$	$3.44 \cdot 10^{-6}$
1	7.83	7.93	8.05	-0.12	0.0103	$1.88 \cdot 10^{-3}$
2	9.45	9.66	9.59	0.07	0.264	0.0607
5	16.03	16.74	16.32	0.42	1.22	5.02
10	30.32	31.90	31.31	0.59	1.40	$3.69 \cdot 10^3$

In representing underlying systems, the accuracy is higher for $m > 1$, since the strength of perturbation is lower.

The results are accumulated in Table 1. First, there are values of c at which the onset of intermittency associated with an integer marginal resonance is observed in the behaviour of SM (11) for a given value of λ . On decreasing c (increasing W) this onset is signalled by a sudden jump in the maximum value of $|y|$ available by the motion inside the chaotic layer. The threshold value of c for $m = 1$ is denoted by $c_t^{(1)}(\lambda)$. Numerically it is obtained as follows: on varying (decreasing) the parameter c on an interval of length 2π with a step equal to 0.01, the onset of intermittency with the maximum jump in $|y|$ is fixed. Runs of length $n_{it} = 10^4$ and $n_{it} = 10^7$, where n_{it} is the number of iterations of the map, were performed for each step in c . The threshold values are listed in Table 1. The theoretical value of $c_t^{(1)}(\lambda)$ is connected to $W_t^{(1)}(\lambda)$ by Eq. (12). $\Delta c_t^{(1)}(\lambda)$ is the difference between $c_t^{(1)}(\lambda)$ observed for $n_{it} = 10^7$ and $c_t^{(1)}(\lambda)$ theoretical. The value of $W_t^{(1)}(\lambda)$ theoretical is given by Eq. (9). The strength of perturbation $\varepsilon \equiv \Lambda/\mathcal{F}$ for underlying system (1) is found by means of Eq. (3). Substituting $W = W_t^{(1)}(\lambda)$ theoretical in this equation, one has the threshold value $\varepsilon_t^{(1)}(\lambda)$ for the underlying system.

An inspection of Table 1 shows that the performance of the tangency condition is rather good for $\lambda \leq 2$. The predicted threshold values of c do not differ much from real ones. For λ equal to 5 and 10, the values of $|\Delta c_t^{(1)}(\lambda)|$ are much greater. The reason is that for higher values of λ the border of the main chaotic layer becomes “blurred”.

Indeed, the value of the stochasticity parameter K of the standard map locally approximating the separatrix map (11) at distance y from the line of the unperturbed separatrix $y = 0$ is $K = \lambda/y$ (6). Hence, the gradient of K with $|y|$ in the vicinity of the border (where $|y| \approx |w_{bord}/W| \approx \lambda$, see above) is $\approx -1/\lambda$ and is therefore small when λ is high. In other words, the border is not well-defined at high values of λ . Therefore, threshold values of c are also not well-defined when λ is high.

Concluding on the first part of the problem of the accuracy of the tangency condition, note that when solely the behaviour of SM (11) or, equivalently, (2) is concerned, the tangency condition is applicable to marginal resonances of arbitrary integer order, i.e. m zero and negative as well. The threshold value of c for order m is simply related to that for order 1:

$$c_t^{(m)}(\lambda) = c_t^{(1)}(\lambda) + 2\pi(m - 1). \quad (13)$$

There is no analogous property for exact SM (7) and for underlying systems. The tangency condition can be applied to them only when m is at least greater than zero, since the formula for location of the center of an integer resonance $w^{(m)} = \pm 32 \exp(-2\pi m/\lambda)$ (11) for $m = 0$ already gives $w^{(m)} = \pm 32$, and the relative energy of a pendulum has the physical limit $w \geq -2$.

The last two columns of Table 1 deal with the second part of the accuracy problem, i.e. the part concerning relevance to the behaviour of underlying systems. Generally speaking, here the discrepancies may be of course greater; e.g. a study by Veerman and Holmes (14) of a pair of linearly coupled pendula shows that real widths of resonances may strongly deviate from theoretical estimates already at rather low values of the strength of perturbation, long before the resonances start to overlap. Besides, the accuracy of the tangency condition in application to underlying systems is determined by the yet largely non-studied performance of the SM itself in describing the real motion. Formula (3) for the parameter W of the SM is valid for a specific form of perturbation, given by the functions ξ above; but the SM (2) itself is far more general. It can describe motion for other kinds of perturbation as well. So, even if one studied in full the accuracy of the tangency condition in the case of the form of perturbation given above, this would not provide a complete picture.

However, this case is itself of general interest. The strength of perturbation $\varepsilon_t^{(1)}(\lambda)$ for this case, as noted already, is calculated as

equal to Λ/\mathcal{F} in Eq. (3), where W is set to be equal to $W_t^{(1)}(\lambda)$ theoretical given by Eq. (9). An inspection of Table 1 shows that the values of $W_t^{(1)}(\lambda)$ and $\varepsilon_t^{(1)}(\lambda)$ both are very low at $\lambda < 2$. Author's numeric experience obtained in the wider range $0.1 \leq \lambda \leq 10$ shows that the synchronized exact SM (7) provides authentic phase portraits of the behaviour of underlying system (1) already at values of ε as large as 0.01 and even greater; therefore the accuracy of the tangency condition in the range $0.1 \leq \lambda < 2$ should be approximately the same for system (1) as it is for the separatrix map. The synchronized phase portrait provided by exact SM (7) in the case of $\lambda = 2$ and $W = W_t^{(1)}(2)$ is also in good accordance with the computed behaviour of system (1), though $W_t^{(1)}(2)$ and $\varepsilon_t^{(1)}(2)$ are rather high. Concerning cases $\lambda = 5$ and 10, the values of $W_t^{(1)}(\lambda)$ and consequently $\varepsilon_t^{(1)}(\lambda)$ predicted for them (see Table 1) are completely irrelevant; the motion cannot be even modelled by exact SM (7), when the value of W is so large. In order that $\varepsilon_t^{(1)}(5)$ and $\varepsilon_t^{(1)}(10)$ were less than say 0.01 (then $W_t^{(1)}(5)$ and $W_t^{(1)}(10)$ are also less, and much less, than 0.01), the order m of marginal resonance should be greater than 5 and 21 for these two values of λ respectively. In other words, greater the value of λ , greater is the order of the marginal resonance that can be described by the SM. Remember however that due to the blurring of the border of the main chaotic layer, the tangency condition becomes irrelevant at such high values of λ in any case, though the SM itself may describe the motion perfectly.

The conclusion on the accuracy of the tangency condition (8) in the studied range $0.1 \leq \lambda \leq 10$ is as follows: for λ approximately less than 2, the condition adequately predicts onsets of intermittency in the behaviour of the SM and most likely in that of underlying systems; for greater values of λ , the accuracy is much less due to the blurring of the border of the main chaotic layer. The conclusion is valid for all integer m (order of marginal resonance) in the case of SM (2) or (11), and for $m \geq 1$ in the cases of exact SM (7) and underlying systems.

Now let us see how our formulae work when possibility of intermittent behaviour should be identified in a Hamiltonian system more complicated than that given by Eq. (1).

4 Intermittency in the chaotic motion of asteroids in the 3/1 Jovian resonance

In the planar-elliptic Sun–Jupiter–asteroid problem, when the 3/1 mean motion commensurability is present, behaviour of certain chaotic asteroidal trajectories is known to be intermittent: they display multiple eccentricity bursts randomly spaced in time. An example of such an orbit with bursts of one and the same regular shape, and quiet intervals between them of random duration, is presented by Wisdom in Fig. 13 of his paper (15). A burst in eccentricity is nothing but a transition to a particular resonance between variations of angle coordinates of an asteroid. Transitions to such resonances display a diversity of behaviour (see e.g. (9) and references therein).

Shevchenko and Scholl (13) showed that the statistical distribution of duration of intervals between eccentricity bursts for intermittent orbits in the 3/1 Jovian resonance represents, in the tail of the distribution, an algebraic decay. This is explained by sticking of orbits to the chaos border, and is similar to the distribution law found by Chirikov and Shepelyansky (8) for durations of Poincaré recurrences in computations with the SM.

By means of an analysis of spectra of winding numbers of the chaotic asteroidal motion in the 3/1 Jovian resonance, Shevchenko (12) found out that a certain sticking regime of the intermittent motion can be approximated by the SM, the pendulum’s angle being equal to $\kappa = \tilde{\omega} + \varphi$ and the phase angle of perturbation being equal to $\sigma = 2\tilde{\omega} + \varphi$, where $\varphi = l - 3l_J$, and l, l_J are the mean longitudes of an asteroid and Jupiter, $\tilde{\omega}$ is the longitude of the asteroid’s perihelion. This approximation is valid when the motion takes place at the circulation side of the main chaotic layer (i.e. where the κ angle rotates) near its border.

It cannot be used on the libration side. The paradigm for the whisker map demands that σ should circulate everywhere, and with constant frequency. But an empirical fact is that when κ librates (e.g. during eccentricity bursts), σ also librates. Thus the paradigm fails. What is more, the whisker map (2) cannot be used on this side (even if the σ angle circulated here) because the perturbation terms in the Hamiltonian of the asteroidal problem (see e.g. (12)) do not represent pairs of symmetric counterparts (such as $\cos(\kappa - \sigma)$ and $\cos(\kappa + \sigma)$ in the paradigm (1)). The whisker map cannot be used also on the circulation side in a vicinity of the central line of

the main chaotic layer, because the phase angle σ rotates in a regular fashion only during Poincaré recurrences of long enough duration (say, $N > 10$, in the number of iterations of the approximating map). So, it can be used only to model the motion on the circulation side near the border of the main chaotic layer. However this is sufficient for a study of the intermittent behaviour, since the latter is determined by the resonant structure of the chaos border, namely by existence of marginal resonances.

Resonant structure of the motion in a vicinity of the chaos border can be investigated by means of construction of spectra of winding numbers (SWN). A version of such a spectrum is built, according to (12), as follows. For every Poincaré recurrence, its duration N (in the map's iterations) versus its winding number Q (= total increment in the phase angle σ , divided by $2\pi N$) is plotted. Sticking to resonances results in peaks in the spectrum.

Analogous spectra built for asteroidal orbits in the problem under study usually have peaks at $Q = 5/4$ and 2 (only rotation side of the layer is taken into account). The details on the spectra see in (12).

The values of parameters of the approximating SM, found by means of construction of the SWN for a particular typical trajectory in the 3/1 Jovian resonance, the starting data for which are given below, are $\lambda = 1.34$, $W = 0.052$ (i.e. $c = \lambda \ln(32/|W|) = 8.6$, cf. (12)). The phase portrait, computed with the exact SM (Eq. (7)) with these values of parameters, is shown in Fig. 1. A quiet behaviour without bursts is observed at both sides of the main chaotic layer.

Let us calculate the tangency condition (8) for the inferred value of λ , when the marginal resonance has the order $m = 1$. From Eq. (9) one has $W_t^{(1)}(1.34) = 0.055$. The extremum value of the relative energy, given by Eq. (10), is $w_{extr} = \pm 0.51$. These estimates agree with the real behaviour of the SM. In computations with the exact SM (Eq. (7), the number of iterations n_{it} equal to 10^7 was used for a run), when the perturbation is gradually increased, the bursts at the circulation side appear at $W = 0.053$. At this moment, $w_{extr} = 0.50$. At the libration side, the bursts appear somewhat later, at $W = 0.063$, with the amplitude $w_{extr} = -0.63$.

For the values of the SM parameters predicted by the tangency condition, the structure of the chaotic layer is shown in Fig. 2. A thin loop emerges at the layer's border. Due to sporadic excursions to this loop, the action-like variable exhibits sequences of high-amplitude bursts.

In Fig. 3, the synchronized phase portrait is built at the unified surface of section $\kappa = 0$, by means of the procedure of synchronization of the SM, as described by Eqs. (4, 5) (one has $\delta(1.34) \approx 0.173$). The asymmetry with respect to the line $\sigma = \pi$, prominent in Fig. 2, disappears in Fig. 3. Thus this asymmetry is an artifact of desynchronization of the original SM.

In Fig. 4, the same phase plane as in Fig. 3, but obtained by a direct numeric integration of the system with Hamiltonian (1), is presented. The values of parameters in Eq. (1) correspond to the values $\lambda = 1.34$ and $W = 0.055$ used in the exact SM; namely, $\mathcal{F} = 1$, $\mathcal{G} = 2$, $\Lambda = 0.009853$ and $\Omega = 1.34\sqrt{2}$. The integration was performed by the 8th order Dormand–Prince technique (10) with stepsize control. The local tolerance was set to 10^{-10} .

The computed values of variables w and σ were taken straightforwardly at the unified surface of section $\kappa = 0$; thus the phase plane w, σ in Fig. 4 can be directly compared to the “synchronized” phase plane \tilde{w}, σ of the separatrix map in Fig. 3. One can see that the real system’s behaviour (Fig. 4) is adequately described by the phase portrait of the synchronized exact SM (Fig. 3).

The stated values $\lambda = 1.34$, $W = 0.052$ of the SM parameters were derived in (12) for an intermittent asteroidal trajectory which is in the 3/1 mean motion commensurability with Jupiter. The orbit was computed by means of Wisdom’s map (15) in the planar-elliptic Sun–Jupiter–asteroid problem. The starting values are as follows: the mean longitude $l_0 = \pi$, the longitude of perihelion $\tilde{\omega}_0 = 0$, the semimajor axis $a_0 = 0.4806$, and the eccentricity $e_0 = 0.05$. Jupiter’s eccentricity $e_J = 0.048$, the longitude of Jupiter’s perihelion is zero. Wisdom (15) gives a plot of eccentricity versus time for this trajectory (see Fig. 13 in his paper), which displays multiple bursts.

The values $\lambda = 1.34$, $W = 0.052$ derived for this intermittent asteroidal trajectory, being compared with the tangency condition $W = W_t^{(1)}(1.34) = 0.055$, tells one that these values are at the edge of emergence of bursts of the action-like variable at the circulation side of the main chaotic layer, i.e. at the side where the κ angle rotates. In case the perturbation is slightly increased, and the tangency condition (8) starts to hold, there should emerge an intermittent regime in the asteroidal motion. This regime corresponds to transitions to the motion in the marginal resonance $m = 1$ at the circulation side of the main chaotic layer. It is different from the well-known regime of major eccentricity bursts, since the latter takes place at the κ -libration side.

It turns out that such a regime indeed emerges, but is rare. Its presence can be identified by means of construction of a spectrum of winding numbers, as described above. Construction of the SWN allows one to visualize the resonant structure of motion (12). The stated asteroidal orbit, when it sticks to the border of the main chaotic layer at the circulation side, has the asymptotic winding number $Q = 5/4$ (12). The winding number is defined as the ratio of rotation frequencies of angles σ and κ . This corresponds to the definition of Q for the approximating SM. If, in a case of a particular asteroidal orbit, the tangency condition (8) with $m = 1$ holds, the regime of the motion in the marginal resonance has $Q = 1$. The regime manifests itself in the SWN by a peak at the winding number $Q = 1$.

In Figs. 5 and 6, two intermittent regimes in variations of the eccentricity of a single asteroidal orbit are shown. The starting values and values of parameters for Wisdom’s map (15) are the same as cited above, except that the semimajor axis $a_0 = 0.48088$, the eccentricity $e_0 = 0.05$, and Jupiter’s eccentricity $e_J = 0.044$. Fig. 5 illustrates the well-known “usual” intermittent behaviour, characterized by sporadic eccentricity bursts. In Fig. 6, an example of transition to a regime with both angles κ and σ rotating with one and the same frequency (i.e. $Q = 1$) is shown. One can see that this regime of the motion in the resonance $Q = 1$ only formally can be described as a burst-like behaviour; in fact, the increase in eccentricity from the usual quasiregular level (compare Figs. 5 and 6) is relatively small. This is because the eccentricity does not straightforwardly correspond to the action-like variable in the approximating SM.

Can the tangency condition be used to predict emergence of usual intermittent behaviour, that with major eccentricity bursts? During the bursts, angles σ and κ librate synchronously, i.e. a marginal integer resonance exists at the border of the libration side of the main chaotic layer. Therefore the emergence of marginal resonances at both sides of the layer seems to be an approximately simultaneous event, with respect to variation of parameters of the problem. This implies an approximate, though not perfect one, symmetry in the maximum relative energy deviations in the motion near the separatrix at both sides of the layer. Therefore the orbit can exhibit transitions to marginal resonances at both sides. What is more, the location of these resonances should be more or less symmetric. In the example of the exact SM presented above, these conditions are approximately satisfied, and bursts of the relative energy emerge almost simultaneously,

with respect to variation of the parameter W , both for circulations and librations.

A proof of the assertion in the considered asteroidal problem that marginal resonances at both sides of the layer appear almost simultaneously would provide a useful criterion for emergence of eccentricity bursts, since the behaviour at the rotation side of the layer satisfies Chirikov’s paradigm (6) and on this reason is more theoretically tractable.

5 Conclusions

Intermittent behaviour, namely sporadic bursts of the relative energy from a “quiet” level, is prominent in the dynamics of the separatrix map (SM) when its parameters have particular values. Major bursts become possible when, upon variation of parameters, a heteroclinic connection is formed between the main chaotic layer and the narrow chaotic layer of an integer resonance, i.e. they start to overlap; thus a marginal integer resonance emerges. This phenomenon can be described by an approximate scheme: the unperturbed separatrix of an integer resonance starts to be tangent to (touches) the border of the main chaotic layer. The condition (8) for this tangency allows one to predict the onset of intermittency upon variation of parameters.

In order to make a straightforward comparison with numeric integrations possible, the procedure (4) of synchronization of the SM to a unified surface of section is essential. The choice of the surface of section farthest from the saddle point provides a complete coverage of the phase space of the near-separatrix motion.

Conditions upon which sporadic bursts of the relative energy emerge in the chaotic motion described by the SM are directly applicable to studies of the asteroidal orbits in the 3/1 Jovian resonance. Chaotic asteroidal trajectories displaying multiple eccentricity bursts similar to each other provide an example of Hamiltonian intermittency. Reduction of the usual “quiet” mode of this motion to the SM, performed in the frames of the planar-elliptic problem Sun–Jupiter–asteroid, and application of the tangency condition allows one to predict and identify a new intermittent regime. The motion in this regime has the winding number $Q = 1$, both the model pendulum’s angle and the phase angle of perturbation rotating with one and the same frequency. In the SM description, it corresponds to sticking of a trajectory to the marginal

resonance $m = 1$. The transition to this regime is possible because the tangency condition (8) holds.

The tangency condition at the κ -rotation side of the layer, where Chirikov's paradigm (6) for the SM (Eq. (2)) is applicable, seems to be satisfied approximately simultaneously, upon variation of parameters, with the same condition at the κ -libration side, where the phenomenon of major eccentricity bursts occurs but Chirikov's paradigm (6) does not hold. Therefore this simultaneity, if confirmed and explained theoretically, would represent a useful criterion for the emergence of such bursts.

It is a pleasure to thank Hans Scholl for useful discussions. This work was supported in part by the Russian Foundation of Fundamental Research under Grant 95-02-05301-a.

References

- [1] Abdullaev, S.S. and Zaslavsky, G.M., Phys. Plasmas **2**, 4533 (1995).
- [2] Abdullaev, S.S. and Zaslavsky, G.M., Phys. Plasmas **3**, 516 (1996).
- [3] Abramowitz, M. and Stegun, I.A., "Handbook of Mathematical Functions" (Dover, New York 1970).
- [4] Ahn, T., Kim, G. and Kim, S., Physica D **89**, 315 (1995).
- [5] Bergé, P., Pomeau, Y. and Vidal, Ch., "L'ordre dans le chaos" (Hermann, Paris 1988).
- [6] Chirikov, B.V., Phys. Reports **52**, 263 (1979).
- [7] Chirikov, B.V., "Patterns in Chaos", Preprint 90–109 (Institute of Nuclear Physics, Novosibirsk 1990); see also: Chaos, Solitons and Fractals **1**, 79 (1991).
- [8] Chirikov, B.V. and Shepelyansky, D.L., Physica D **13**, 395 (1984).
- [9] Ferraz-Mello, S., "Asteroids, Comets, Meteors 1993" (Edited by A. Milani et al.) (Kluwer Academic Publishers, Dordrecht 1993), p. 175.

- [10] Hairer, E., Nørsett, S.P. and Wanner, G., “Solving Ordinary Differential Equations I. Nonstiff Problems” (Springer-Verlag, Berlin 1987).
- [11] Lichtenberg, A.J. and Lieberman, M.A., “Regular and Chaotic Dynamics” (Springer-Verlag, New York 1992).
- [12] Shevchenko, I.I., “Chaos in Gravitational N-Body Systems” (Edited by J.C. Muzzio et al.) (Kluwer Academic Publishers, Dordrecht 1996), p. 311.
- [13] Shevchenko, I.I. and Scholl, H., “Dynamics, Ephemerides and Astrometry of the Solar System” (Proc. of the IAU Symposium 172) (Edited by S. Ferraz-Mello et al.) (Kluwer Academic Publishers, Dordrecht 1996), p. 183.
- [14] Veerman, P. and Holmes, P., *Physica D* **20**, 413 (1986).
- [15] Wisdom, J., *Icarus* **56**, 51 (1983).
- [16] Zaslavsky, G.M., Sagdeev, R.Z., Usikov, D.A. and Chernikov, A.A., “Weak Chaos and Quasiregular Patterns” (Cambridge University Press, Cambridge 1991).

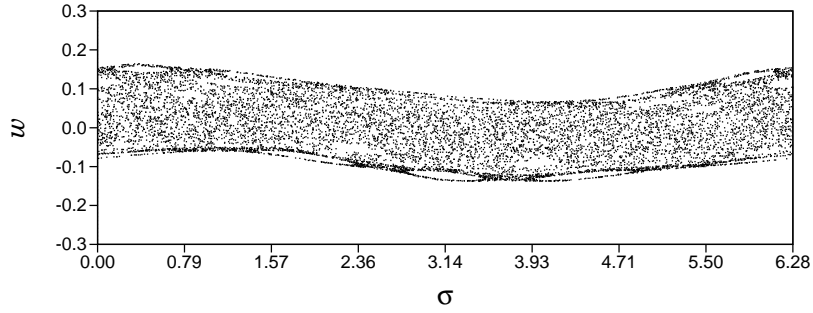


Figure 1: The phase plane of the exact SM with $\lambda = 1.34$, $W = 0.052$.

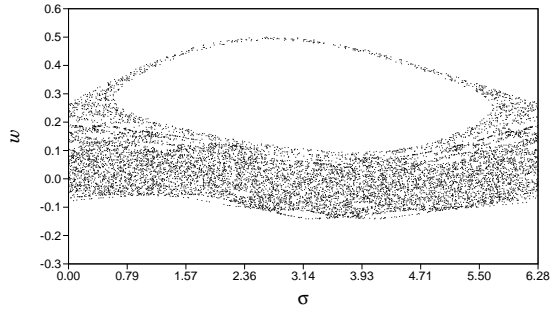


Figure 2: The same as in Fig. 1, except that $W = 0.055$. The perturbation is slightly increased, and burst-like excursions to high values of the relative energy become possible.

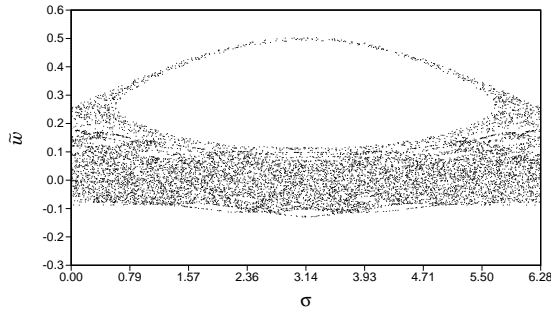


Figure 3: The same as in Fig. 2, but synchronized to the unified section $\kappa = 0$.

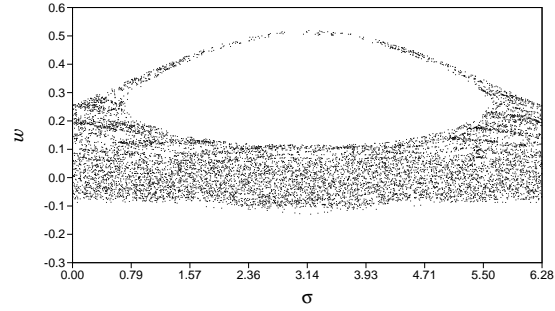


Figure 4: A direct numeric integration of the system modelled above by the exact SM in Figs. 2 and 3.

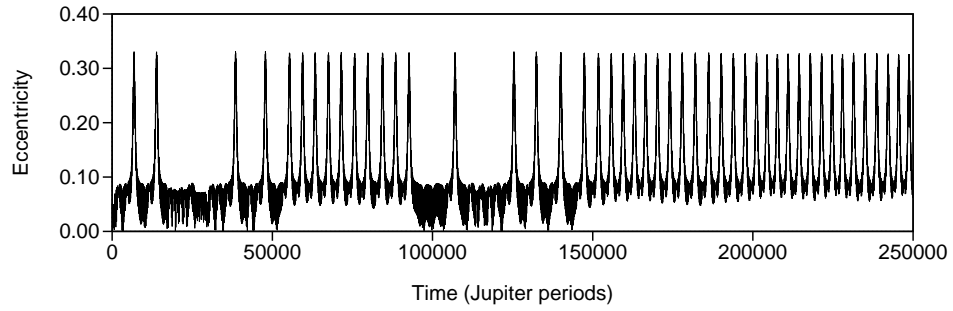


Figure 5: The “usual” behaviour of the eccentricity of an intermittent asteroidal trajectory.

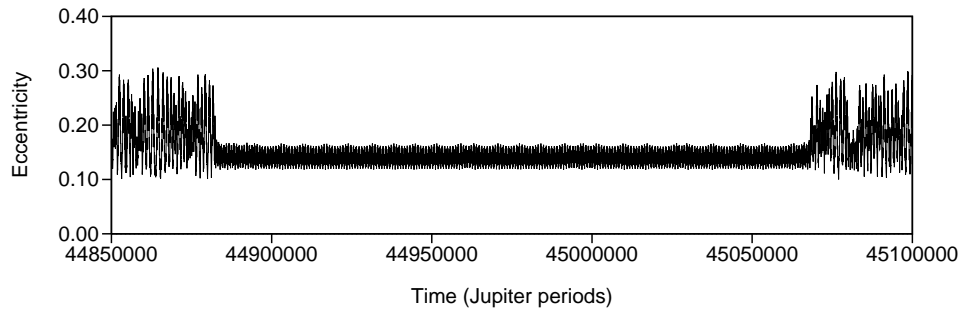


Figure 6: The eccentricity behaviour of the same trajectory when the winding number Q is equal to one.