

Factor Models for Asset Returns Based on Transformed Factors

Efang Kong

School of Mathematics, Statistics and Actuarial Science

University of Kent, UK

Jialiang Li

Department of Statistics & Applied Probability
National University of Singapore, Singapore

Wenyang Zhang *

Department of Mathematics
The University of York, UK

March 7, 2022

Abstract

The Fama-French three factor models are commonly used in the description of asset returns in finance. Statistically speaking, the Fama-French three factor models imply that the return of an asset can be accounted for directly by the Fama-French three factors, i.e. market, size and value factor, through a linear function. A natural question is: would some kind of transformed Fama-French three factors work better than the three factors? If so, what kind of transformation should be imposed on each factor in order to make the transformed three factors better account for asset returns? In this paper, we are going to address these questions through nonparametric modelling. We propose a data driven approach to construct the transformation for each factor concerned. A generalised maximum likelihood ratio based hypothesis test is also proposed to test whether transformations on the Fama-French three factors are needed for a given data set. Asymptotic properties are established to justify the proposed methods. Intensive simulation studies are conducted to show how the proposed methods work when sample size is finite. Finally, we apply the proposed methods to a real data set, which leads to some interesting findings.

KEY WORDS: Backfitting, factor models, generalised maximum likelihood ratio test, kernel smoothing, transformed factor.

SHORT TITLE: FM for Asset Returns.

*The corresponding author, Department of Mathematics, University of York, York, YO10 5DD, United Kingdom, Email: wenyang.zhang@york.ac.uk.

1 Introduction

1.1 Preamble

During the past two decades, much literature is devoted to explore the common factors in asset returns, see Ang *et al.*(2006), Brennan *et al.*(1998), Davis *et al.*(2000), Fama (1998), Fama and French (1993, 1996, 2010, 2015), Petkova (2006), Vassalou and Xing (2004), and the references therein. Among the existing factor models, the Fama-French three factor models (FFTFM) are the arguably most commonly used models, they play a very important role in asset pricing and portfolio management. The application of the FFTFM in fact goes beyond finance. Fan *et al.*(2008) apply the FFTFM to introduce a structure for high dimensional covariance matrices, which significantly improves the estimation of high dimensional covariance matrices. Measuring conditional dependence is an important topic in statistics with broad applications including graphical models. Based on the FFTFM, Fan *et al.*(2015) have proposed a new conditional dependence measure. Making use of the idea of the FFTFM, Guo *et al.*(2016) have proposed a dynamic structure for high dimensional covariance matrices and constructed an estimation procedure for the high dimensional covariance matrices with such structure.

1.2 Motivating questions

Statistically speaking, the FFTFM imply that the return of an asset can be accounted for directly by the Fama-French three factors, i.e. market (Rm-Rf), size (SMB) and value factor (HML), through a linear function, see Fama and French (1993). A natural question is: would some kind of transformed Fama-French three factors work better than the three factors? If so, what kind of transformation should be imposed on each factor in order to make the transformed three factors better account for asset returns? We can go even further to ask: whether the linearity assumed in the FFTFM always holds?

To give a strong motivation for the models we are going to propose and investigate in this paper, we first study a data set freely downloaded from Kenneth French's website

http://mba.tuck.dartmouth.edu/pages/faculty/ken.french/data_library.html

The data set consists of the daily simple returns of $p_n = 49$ industry portfolios from 1927 to 2014. Let r_{tj} be the daily return of the j th portfolio at time t , $j = 1, \dots, 49$, $t = 1, \dots, T$, x_{t1} (Rm-Rf), x_{t2} (SMB), x_{t3} (HML) be, respectively, the observations of the Fama-French three factors at time t . For each given j , $j = 1, \dots, 49$, we apply the FFTFM

$$r_{tj} = \alpha_j + \sum_{k=1}^3 \beta_{jk} x_{tk} + \epsilon_{tj}, \quad t = 1, \dots, T; \quad (1.1)$$

to fit $(r_{tj}, x_{t1}, x_{t2}, x_{t3})$, $t = 1, \dots, T$, and denote the obtained estimates of α_j and β_{jk} as $\hat{\alpha}_j$ and $\hat{\beta}_{jk}$. For each given t , $t = 1, \dots, T$, we conduct the following linear regression of $r_{tj} - \hat{\alpha}_j$ on $(\hat{\beta}_{j1}, \hat{\beta}_{j2}, \hat{\beta}_{j3})$

$$r_{tj} - \hat{\alpha}_j = \sum_{k=1}^3 \hat{\beta}_{jk} \zeta_{tk} + \varepsilon_{tj}, \quad j = 1, \dots, 49, \quad (1.2)$$

and denote the estimates of ζ_{tk} as $\hat{\zeta}_{tk}$. If the FFTFM were adequate, $\hat{\zeta}_{tk}$ would be a reasonably good estimate of x_{tk} , therefore, the plot of smoothed $\hat{\zeta}_{tk}$ against x_{tk} , $t = 1, \dots, T$, would be very close to an identity function for each given k . Now, let's see whether this is the case. For each k , we plot the smoothed $\hat{\zeta}_{tk}$ against x_{tk} in Figure 1. It is clear the plot of smoothed $\hat{\zeta}_{tk}$ against x_{tk}

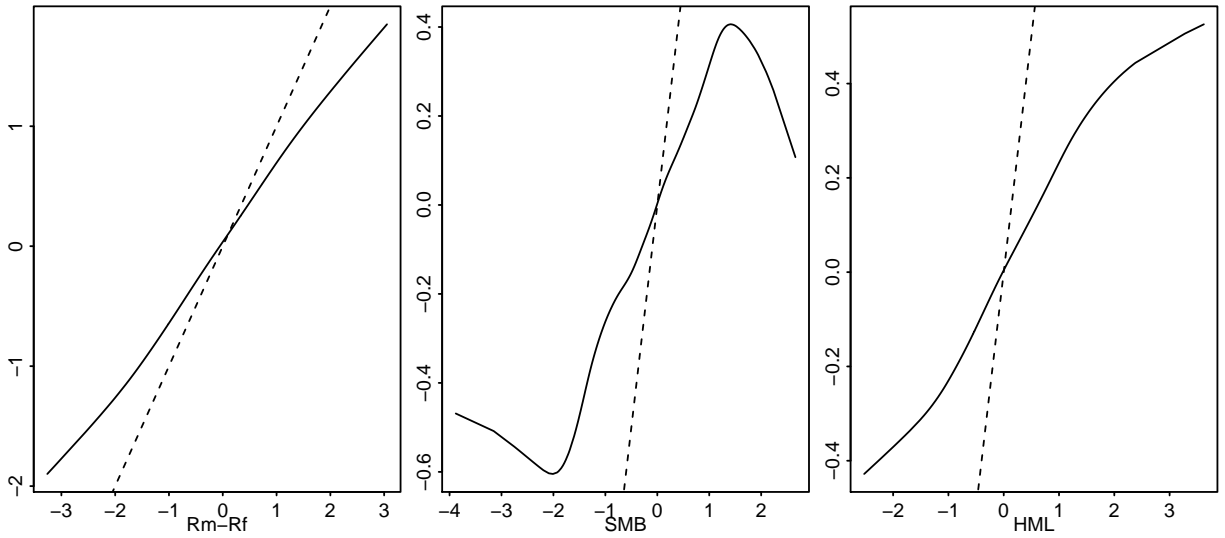


Figure 1: The solid lines are the plots of the smoothed $\hat{\zeta}_{tk}$ against x_{tk} for $k = 1, 2, 3$, respectively. This dashed lines are identity functions.

is not close to an identity function, which implies the FFTFM are not adequate, a transformation on each factor is necessary, and the transformed factors, denoted as $g_1(x_{t1})$, $g_2(x_{t2})$ and $g_3(x_{t3})$, would better account for asset returns than x_{t1} , x_{t2} and x_{t3} do. Indeed, we will see this effect in the real data analysis section later on. Now, the question is how to find the transformations $g_1(\cdot)$, $g_2(\cdot)$ and $g_3(\cdot)$.

1.3 The proposed models

In order to find the transformations needed for the Fama-French three factors, we are going to propose a factor model based on transformed factors.

Suppose we have p factors, x_1, \dots, x_p , and let x_{t1}, \dots, x_{tp} be the observations of the factors at time t , $t = 1, \dots, T$. Let r_{tj} be the return of the j th asset at time t , $j = 1, \dots, n$, $t = 1, \dots, T$.

We assume

$$r_{tj} = \alpha_j + \sum_{k=1}^p \beta_{jk} g_k(x_{tk}) + \epsilon_{tj}, \quad t = 1, \dots, T; \quad j = 1, \dots, n, \quad (1.3)$$

where α_j , β_{jk} , and $g_k(\cdot)$, $j = 1, \dots, n$; $k = 1, \dots, p$, are unknown to be estimated, and

$$E(\epsilon_{tj}|x_{t1}, \dots, x_{tp}) = 0, \quad \text{var}(\epsilon_{tj}|x_{t1}, \dots, x_{tp}) = \sigma^2.$$

It is clear (1.3) is not identifiable. To make (1.3) identifiable, we assume

$$g_k(x_{1k}) = x_{1k} \text{ and } E\{g_k(x_k)\} = 0, \quad k = 1, \dots, p. \quad (1.4)$$

Model (1.3) together with the identification condition (1.4) is the model we are going to address in this paper. To connect the proposed model to the motivating questions, the $g_k(\cdot)$ in (1.3) is the transformation needed for the k th factor.

There is fundamental difference between the proposed model (1.3) and the additive models for panel data, which is the model (1.3) with $\beta_{jk}g_k(x_{tk})$ being replaced by a completely unknown function $G_{jk}(x_{tk})$. From statistical modelling point of view, the proposed model is more parsimonious, this is because there are only p unknown functions and $(p+1)n$ unknown parameters in the proposed model, whilst there are $(p+1)n$ unknown functions in the additive models for panel data. Most importantly, the proposed model (1.3) is more meaningful, this is because from finance point of view, $g_k(x_{tk})$, $k = 1, \dots, p$, in (1.3) act as common risk factors, whilst $G_{jk}(x_{tk})$, $j = 1, \dots, n$, $k = 1, \dots, p$, in the additive models depend on individual asset, therefore cannot be viewed as common risk factors.

The rest of the paper is organized as follows. We begin in Section 2 with a description of the estimation procedure for the unknowns in (1.3). Hypothesis test about whether a transformation is needed for each factor is discussed in Section 3. Section 4 is devoted to the asymptotic properties of the proposed estimators and the hypothesis test. Simulation studies are conducted in Section 5 to show how accurate the proposed estimators are and how powerful the proposed hypothesis test is when sample size is finite. Finally, in Section 6, we apply the proposed modelling, estimation procedure and hypothesis test to the real data set mentioned in Section 1.2, and some interesting findings will be presented.

2 Estimation procedure

In this section, we are going to construct the estimation procedure for the unknowns in (1.3). We are going to address the estimation of $g_k(\cdot)$ s first, then α_j s and β_{jk} s.

With a little bit abuse of notation, from now on, for any random error appears in a synthetic model in this section, we use e_{tj} to denote, therefore, it may be different at different places.

2.1 Estimation of $g_k(\cdot)$

Let $G_{jk}(x_{tk}) = \beta_{jk}g_k(x_{tk})$, and re-write (1.3) as

$$r_{tj} = \alpha_j + \sum_{k=1}^p G_{jk}(x_{tk}) + \epsilon_{tj}, \quad t = 1, \dots, T; \quad j = 1, \dots, n.$$

For each given j , $j = 1, \dots, n$, we apply the backfitting algorithm to estimate $G_{jk}(x_{tk})$, which is detailed as follows: Let

$$\hat{\alpha}_j = \frac{1}{T} \sum_{t=1}^T r_{tj} \quad (2.1)$$

and iterate the following two steps until convergence

1. Given the current $\tilde{G}_{jk}(x_{tk})$, $k = 1, \dots, p$. For each l , $l = 1, \dots, p$, we run the following synthetic univariate nonparametric regression

$$r_{tj} - \hat{\alpha}_j - \sum_{k=1}^{l-1} \hat{G}_{jk}(x_{tk}) - \sum_{k=l+1}^p \tilde{G}_{jk}(x_{tk}) = G_{jl}(x_{tl}) + e_{tj}, \quad t = 1, \dots, T$$

by the local linear modelling, which is detailed as follows. For any given u , by the Taylor's expansion, we have

$$G_{jl}(x_{tl}) \approx G_{jl}(u) + \dot{G}_{jl}(u)(x_{tl} - u)$$

when x_{tl} is in a small neighbourhood of u . This leads to the following objective function for the local least squares estimation

$$\sum_{t=1}^T \left\{ r_{tj} - \hat{\alpha}_j - \sum_{k=1}^{l-1} \hat{G}_{jk}(x_{tk}) - \sum_{k=l+1}^p \tilde{G}_{jk}(x_{tk}) - c_{jl} - d_{jl}(x_{tl} - u) \right\}^2 K_h(x_{tl} - u), \quad (2.2)$$

where $K_h(\cdot) = K(\cdot/h)/h$, h is a bandwidth, $K(\cdot)$ is a kernel function, usually taken to be Epanechnikov kernel. Minimise (2.2) with respect to (c_{jl}, d_{jl}) , and denote the minimiser as $(\hat{c}_{jl}, \hat{d}_{jl})$. The local linear estimator of $G_{jl}(u)$ is taken to be \hat{c}_{jl} , and denoted by $\check{G}_{jl}(u)$. By simple calculation, we have

$$\check{G}_{jl}(u) = (1, 0) (\mathbf{\Omega}_l(u)^T \mathbf{W}_{l,h}(u) \mathbf{\Omega}_l(u))^{-1} \mathbf{\Omega}_l(u)^T \mathbf{W}_{l,h}(u) \boldsymbol{\eta}_{jl},$$

where $\mathbf{W}_{l,h}(u) = \text{diag}(K_h(x_{1l} - u), \dots, K_h(x_{Tl} - u))$,

$$\mathbf{\Omega}_l(u) = \begin{pmatrix} 1 & x_{1l} - u \\ \vdots & \vdots \\ 1 & x_{Tl} - u \end{pmatrix}, \quad \boldsymbol{\eta}_{jl} = \begin{pmatrix} r_{1j} - \hat{\alpha}_j - \sum_{k=1}^{l-1} \hat{G}_{jk}(x_{1k}) - \sum_{k=l+1}^p \tilde{G}_{jk}(x_{1k}) \\ \vdots \\ r_{Tj} - \hat{\alpha}_j - \sum_{k=1}^{l-1} \hat{G}_{jk}(x_{Tk}) - \sum_{k=l+1}^p \tilde{G}_{jk}(x_{Tk}) \end{pmatrix}.$$

For each x_{tl} , the centralised $\check{G}_{jl}(x_{tl})$, denoted by $\hat{G}_{jl}(x_{tl})$, is

$$\hat{G}_{jl}(x_{tl}) = \check{G}_{jl}(x_{tl}) - \frac{1}{T} \sum_{t=1}^T \check{G}_{jl}(x_{tl}).$$

2. Let $\tilde{G}_{jk}(x_{tk})$ be $\hat{G}_{jl}(x_{tk})$, and go to step 1.

The iteration can be started by setting

$$\tilde{G}_{jk}(x_{tk}) = 0, \quad k = 1, \dots, p.$$

With the final backfitting estimators $\hat{G}_{jl}(\cdot)$ s, we can construct the estimators of the functions $g_k(\cdot)$ s evaluated at the observation points as

$$\bar{g}_k(x_{tk}) = x_{1k} \frac{1}{n} \sum_{j=1}^n \hat{G}_{jk}(x_{tk}) / \hat{G}_{jk}(x_{1k}), \quad k = 1, \dots, p, \quad t = 1, \dots, T. \quad (2.3)$$

For each k , $k = 1, \dots, p$, and any given u , viewing $\bar{g}_k(x_{tk})$ as a response variable, x_{tk} as a covariate, we have the following synthetic univariate nonparametric regression model

$$\bar{g}_k(x_{tk}) = g_k(x_{tk}) + e_{tk}, \quad t = 1, \dots, T. \quad (2.4)$$

Applying the local linear modelling to (2.4), similar to what we have done in step 1 in the backfitting algorithm for estimating $G_{jk}(x_{tk})$, we get an estimator of $g_k(u)$

$$\hat{g}_k(u) = (1, 0) \left(\mathbf{\Omega}_k(u)^T \mathbf{W}_{k,\tilde{h}}(u) \mathbf{\Omega}_k(u) \right)^{-1} \mathbf{\Omega}_k(u)^T \mathbf{W}_{k,\tilde{h}}(u) \boldsymbol{\zeta}_k, \quad \boldsymbol{\zeta}_k = (\bar{g}_k(x_{1k}), \dots, \bar{g}_k(x_{Tk})),$$

where \tilde{h} is a bandwidth. $\hat{g}_k(u)$ is our estimator of $g_k(u)$.

2.2 Estimation of β_{jk}

Estimates $\hat{\alpha}_j$, $j = 1, \dots, n$, from (2.1) and $\bar{g}_k(x_{tk})$, $t = 1, \dots, T$, $k = 1, \dots, p$, from (2.3) are plugged into (1.3) as substitutes for their corresponding true but unknown counterparts so that we have the following synthetic linear model

$$r_{tj} = \hat{\alpha}_j + \sum_{k=1}^p \beta_{jk} \bar{g}_k(x_{tk}) + e_{tj}, \quad t = 1, \dots, T. \quad (2.5)$$

Let $\boldsymbol{\beta}_j = (\beta_{j1}, \dots, \beta_{jp})^T$. We use the least squares estimator $\hat{\boldsymbol{\beta}}_j$ of $\boldsymbol{\beta}_j$ to estimate $\boldsymbol{\beta}_j$, which is

$$\hat{\boldsymbol{\beta}}_j = (\bar{\mathbf{g}}^T \bar{\mathbf{g}})^{-1} \bar{\mathbf{g}}^T \mathbf{R}_j, \quad (2.6)$$

where

$$\bar{\mathbf{g}} = \begin{pmatrix} \bar{g}_1(x_{11}) & \cdots & \bar{g}_p(x_{1p}) \\ \vdots & \ddots & \vdots \\ \bar{g}_1(x_{T1}) & \cdots & \bar{g}_p(x_{Tp}) \end{pmatrix} \quad \text{and} \quad \mathbf{R}_j = (r_{1j}, \dots, r_{Tj})^T.$$

3 Hypothesis test

In this section, we are going to address whether or not a transformation on each factor is significantly needed for a given data set. We fomulate this question to a hypothesis test problem with null hypothesis

$$H_0 : g_1(x) = \cdots = g_p(x) = x. \quad (3.1)$$

and alternative hypothesis being that transformations on the factors are needed.

Our hypothesis test is based on the generalised maximum likelihood ratio test, see Fan *et al.*(2001). To construct the hypothesis test statistic, we first compute the residual sum of squares of the model (1.3) under null hypothesis (3.1). Under the null hypothesis (3.1), (1.3) becomes the following linear model

$$r_{tj} = \alpha_j + \sum_{k=1}^p \beta_{jk} x_{tk} + \epsilon_{tj}, \quad t = 1, \dots, T; \quad j = 1, \dots, n. \quad (3.2)$$

Let

$$\mathbf{X} = \begin{pmatrix} 1 & x_{11} & \cdots & x_{1p} \\ \vdots & \vdots & \ddots & \vdots \\ 1 & x_{T1} & \cdots & x_{Tp} \end{pmatrix}$$

By some simple calculations, we have the residual sum of squares of (3.2)

$$\text{RSS}_0 = \sum_{j=1}^n \mathbf{R}_j^T \{ \mathbf{I}_T - \mathbf{X}(\mathbf{X}^T \mathbf{X})^{-1} \mathbf{X}^T \} \mathbf{R}_j,$$

where \mathbf{I}_T is an identity matrix of size T .

On the other hand, the residual sum of squares of (1.3) is

$$\text{RSS}_1 = \sum_{j=1}^n \sum_{t=1}^T \left(r_{tj} - \hat{\alpha}_j - \sum_{k=1}^p \hat{\beta}_{jk} \bar{g}_k(x_{tk}) \right)^2.$$

Based on the idea in Fan *et al.*(2001), we propose the following test statistic for the null hypothesis (3.1)

$$\lambda = \frac{nT}{2} \frac{\text{RSS}_0 - \text{RSS}_1}{\text{RSS}_1}.$$

We reject H_0 when $\lambda > c$, where c is determined by

$$P(\lambda > c | H_0) = \alpha,$$

α is the significant level.

In the implementation of the proposed hypothesis test, the distribution of λ under null hypothesis can be either estimated by bootstrap or approximated by its asymptotic distribution presented in Section 4.

4 Asymptotic properties

For each k , $k = 1, \dots, p$, as far as the estimator of $g_k(u)$ is concerned, because the theoretical properties of $\hat{g}_k(u)$ easily follow from those of $\bar{g}_k(x_{tk})$ at the expense of further cumbersome notations, we only present the asymptotic properties of $\bar{g}_k(x_{tk})$.

For simplicity, we assume that observation points all lie in the interior of the support of \mathbf{x} and focus on local polynomial fittings of odd degrees, as the expressions become considerably more complicated with boundary points or in the case of even degrees (Opsomer and Ruppert, 1997). Write $\boldsymbol{\epsilon}_j = (\epsilon_{1j}, \dots, \epsilon_{Tj})^\top$, $j = 1, \dots, n$. Then regarding the estimates discussed in Section 2, we have

Theorem 4.1 *Under the Assumptions given in the Appendix,*

$$(1) \bar{g}_k(x_{tk}) = g_k(x_{tk}) + \gamma_{tk}^\top \mathbf{S}_k \frac{1}{n} \sum_{j=1}^n \beta_{jk}^{-1} \boldsymbol{\epsilon}_j + o_p(T^{-1/2}) \text{ uniformly with respect to } t = 1, \dots, T \text{ and } k = 1, \dots, p.$$

$$(2) T^{1/2}(\hat{\alpha}_j - \alpha_j) \xrightarrow{D} N(0, \sigma^2)$$

$$(3) \hat{\boldsymbol{\beta}}_j - \boldsymbol{\beta}_j = c_0(K) \frac{1}{Tn} \sum_{j'=1}^n \mathbf{A}_{j'|j} \boldsymbol{\epsilon}_j + o_p(T^{-1/2}).$$

Definitions of $T \times 1$ vector γ_{tk} , $T \times T$ matrix \mathbf{S}_k , constant $c_0(K)$ and $p \times T$ matrix $\mathbf{A}_{j'|j}$ are given in the Appendix. It easily follows that $\hat{g}_k(\cdot)$ converges at a nonparametric rate of $(Th_k)^{-1/2}$.

Let $R(K) = \int K^2(u) du$. For the testing statistic in Section 3, we have;

Theorem 4.2 *Suppose conditions in Theorem 4.1 hold, and for ease of exposition, $h_1 = h_2 = \dots = h_p = h$. Then under the null hypothesis (3.1),*

$$P\{\sigma_T^{-1}[\lambda - npK(0)h^{-1}] < t\} \longrightarrow \Phi(t), \quad \text{when } T \rightarrow \infty,$$

where $\Phi(\cdot)$ is the standard normal distribution function,

$$\sigma_T^2 = \sigma^4 R(K) h^{-1} \left\{ \sum_{j,k} c_k \{4 + \sum_{j' \neq j} (\beta_{jk}/\beta_{j'k})^2\} + n(n-1) \sum_{k=1}^p c_k \right\}.$$

Constant c_k is to be defined in the Appendix.

Theorem 4.2 provides us the asymptotic distribution of the proposed test statistic for the null hypothesis (3.1), which can be used to estimate the critical value of the proposed hypothesis test in Section 3.

5 Simulation studies

In this section, we are going to use a simulated example to demonstrate how accurate the proposed estimators are. We will also examine the power of the proposed hypothesis test for the null hypothesis (3.1). As the asymptotic distribution of the test statistic involves unknown parameters and some constants which are hard to calculate, we will use bootstrap approach to compute the critical value for the test.

We generate data according to model (1.3). Specifically, each element of $X_t = (x_{t1}, \dots, x_{tp})^T$ is independently generated from a uniform distribution over $[-1, 1]$, and each random error ϵ_{tj} is generated from $N(0, 1)$. We set $p = 4$ and

$$\begin{aligned} g_1(x_1) &= \sin(2.5\pi x_1), & g_2(x_2) &= x_2^3, & g_3(x_3) &= \sin(0.5\pi x_3), \\ g_4(x_4) &= [1/\{1 + \exp(-x_4)\} - 0.5] / \{1/(1 + e^{-1}) - 0.5\}. \end{aligned} \quad (5.1)$$

We will consider various n and T in our simulation study. For each n and T , the intercepts α_{js} in the model (1.3) are independently generated from $N(3, 0.5)$ and the slopes β_{jks} are independently generated from $N(3.5, 0.5)$. Once these α_{js} and β_{jks} are generated, we fix them across all simulations for the given n and T .

Let $\text{MSE}(\hat{\alpha}_j)$ and $\text{MSE}(\hat{\beta}_{jk})$ be the mean squared errors of $\hat{\alpha}_j$ and $\hat{\beta}_{jk}$, respectively. We use ARMSE_α and ARMSE_β , which are defined as

$$\text{ARMSE}_\alpha = \frac{1}{n} \sum_{j=1}^n \left\{ \alpha_j^{-2} \text{MSE}(\hat{\alpha}_j) \right\}, \quad \text{ARMSE}_\beta = \frac{1}{np} \sum_{j=1}^n \sum_{k=1}^p \left\{ \beta_{jk}^{-2} \text{MSE}(\hat{\beta}_{jk}) \right\},$$

to assess the accuracy of our estimation for the intercepts α_{js} and for the slopes β_{jks} , respectively. Let MISE_k be the mean integrated squared error of $\hat{g}_k(\cdot)$. We use ARMISE , which is defined as

$$\text{ARMISE} = \frac{1}{p} \sum_{k=1}^p \text{MISE}_k \left\{ \int g_k(u)^2 du \right\}^{-2}$$

to assess the accuracy of our estimation for the unknown functions $g_k(\cdot)$ s.

We consider various n and T . For each given n and T , we do 500 simulations, the obtained ARMSE_α and ARMSE_β are presented in Table 1, and the obtained ARMISE is reported in 2. The two tables show our estimation procedure works very well.

We now examine how powerful the proposed hypothesis test is. To evaluate the performance of the proposed hypothesis test, we use the same data generating setting as described earlier and only modified the true functional forms of the factors to be

$$\mathbf{g} = \rho (g_1(x_1), g_2(x_2), g_3(x_3), g_4(x_4))^T + (1 - \rho)\mathbf{x}, \quad \mathbf{x} = (x_1, x_2, x_3, x_4)^T$$

Table 1: **The Performance of Our Estimation for Unknown Parameters**

		$T = 200$	$T = 800$	$T = 1500$
$n = 20$	ARMSE_α	.0136	.0031	.0017
	ARMSE_β	.1328	.0083	.0023
$n = 50$	ARMSE_α	.0143	.0029	.0019
	ARMSE_β	.4915	.0110	.0005
$n = 80$	ARMSE_α	.0105	.0028	.0018
	ARMSE_β	.0166	.0102	.0016

Table 2: **The ARMISEs of Our Estimation for Unknown Functions**

	$T = 200$	$T = 800$	$T = 1500$
$n = 20$.2302	.0749	.0008
$n = 50$.1879	.0486	.0003
$n = 80$.0361	.0165	.0004

where each $g_k(\cdot)$ was given as in (5.1). When $\rho = 0$, the null hypothesis (3.1) is true. When ρ is away from zero, the true functional forms of the factors are not identity functions, and we should reject the null hypothesis (3.1).

We set the significance level to be 0.05, and consider the power function of the proposed test for various n and T . For each given ρ , n and T , we do 500 simulations. In each simulation, we generate a data set and apply the proposed hypothesis test to the generated data to test the null hypothesis (3.1). The critical value is computed through a bootstrap sample, of size 1000, of the test statistic λ under null hypothesis. The value of the power function at ρ is defined as the rejection rate of the test among the 500 simulations, and actual size of the test is the value of the power function at $\rho = 0$. The obtained power function is reported in Figure 2 for various n and T , and the actual size is reported in Table 3. Taking the Monte Carlo error, which is of size $(0.05 \times 0.95/500)^{1/2} \approx 0.01$, into account, we can safely conclude that the actual size of our test is very close to 0.05 based on Table 3. Figure 2 shows the rejection rates approach one as ρ becomes large, indicating that our test has high power to reject the null when it is false. In general, the test performance improves as n and T increase.

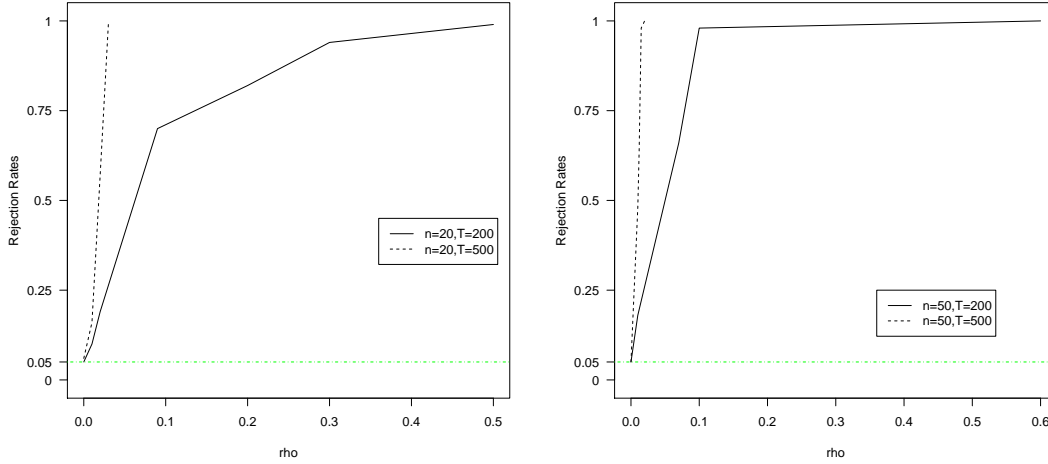


Figure 2: The power function of the proposed test when $n = 20$ or 50 , and $T = 200$ or $T = 500$.

Table 3: **The Actual Size of the Proposed Test**

	$T = 200$	$T = 500$
$n = 20$	0.053	0.052
$n = 50$	0.055	0.048

6 Real data analysis

In this section, we apply the proposed methods to the data set mentioned in Section 1.2. We will show the transformations on the Fama-French three factors are significantly necessary for this data set by the proposed hypothesis test, and construct the transformation needed for each factor by the proposed estimation method. We will also show how much improvement the proposed transformation can result in, in terms of accounting for the return of an asset.

To investigate whether the FFTFM (1.1) is appropriate for this data set, we consider fitting the proposed model (1.3) to the data set. The estimated functions $\hat{g}_k(\cdot)$ for the three factors were plotted in Figure 3.

Figure 3 shows clearly $\hat{g}_k(\cdot)$, $k = 1, 2, 3$, are not identity functions, and $\hat{g}_3(\cdot)$ is even not a linear function. Indeed, when applying the proposed hypothesis test to this data set to test the null hypothesis (3.1), we obtain a p-value of 0.003, suggesting that the null hypothesis should be rejected. The p-value is computed through a bootstrap sample, of size 1000, of the test statistic

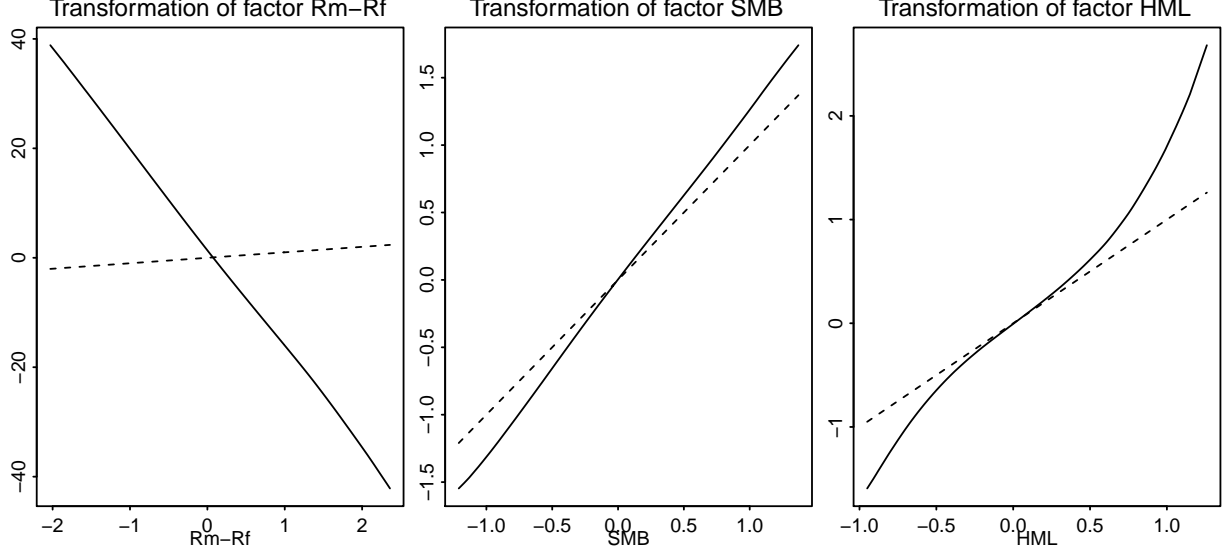


Figure 3: The solid lines are functions $\hat{g}_k(\cdot)$, $k = 1, 2, 3$, respectively. The dashed lines are identity functions.

λ under null hypothesis. We therefore conclude that it is necessary to make a transformation on each of the three factors in the FFTFM.

The estimated coefficients of the three transformed factors, $g_k(x_k)$, $k = 1, 2, 3$, for all $n = 49$ portfolios are shown in Figure 4. The coefficients for the transformed Rm-Rf, $g_1(x_1)$, were mostly negative and very close to -0.05. The coefficients for the transformed SMB, $g_2(x_2)$, are mostly positive around 0.50 and much greater than those for the transformed Rm-Rf. The coefficients for the transformed HML, $g_3(x_3)$, are not so homogeneous and may be quite different for the individual portfolios.

We now investigate how much improvement the transformed common factors can make in terms of accounting for the return of an asset.

For a given model, let E_{ji} be the squared prediction error of the prediction for the simple return of the j th portfolio on the i th day from the last, based on this model and the observations before the i th day from the last. We construct the cross-validation sum for this model based on the prediction errors for the last 30 days, and define it as

$$CV = \frac{1}{30 \times 49} \sum_{i=1}^{30} \sum_{j=1}^{49} E_{ji}.$$

We compute, respectively, the CVs for the FFTFM and the proposed model (1.3), and find the ratio of CV of the FFTFM to the CV of the proposed model is 1.3587. This indicates the proposed model can make more than 35% improvement in terms of accounting for the return of an asset.

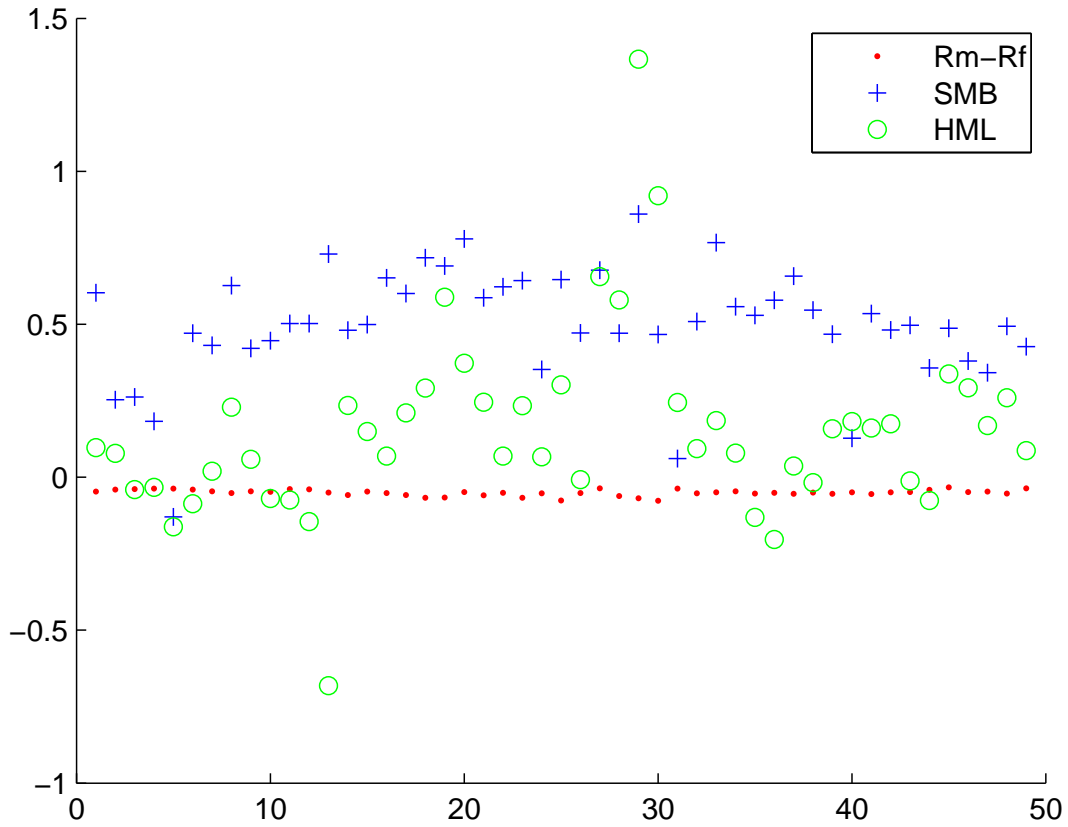


Figure 4: *Estimated coefficients.*

References

- Buja, A., Hastie, T. and Tibshirani, R. (1989) Linear smoothers and additive models. *Ann. Statist* 17, 543–555.
- Fan, J. and Jiang, J. (2005) Nonparametric inferences for additive models. *JASA* **100**, 890-902.
- Le Cam, L. and Yang, G. (1990) *Asymptotic in Statistics: Some Basic Concepts*. New York: Springer-Verlag.
- Masry, E. (1996) Multivariate regression estimation Local polynomial fitting for time series. *Stochastic Processes and their Applications* 65, 81–101.
- Masry, E. (1996) Multivariate local polynomial regression for time series: uniform strong consistency and rates. *Journal of Time Series Analysis* 17, 571-599.

- Opsomer, J. (2000) Asymptotic Properties of Backfitting Estimators. *Journal of Multivariate Analysis* 73, 166-179.
- Opsomer, J. and Ruppert, D. (1997) Fitting a bivariate additive model by local polynomial regression. *Ann. Statist* 25, 186–211.
- Yu, B. (1994) Rates of convergence for empirical processes of stationary mixing sequences. *Annals of probability* 22, 94-116.
- Ang, A., Hodrick, R. J., Xing, Y. and Zhang, X. (2006). The crosssection of volatility and expected returns. *The Journal of Finance*, **61**, 259-299.
- Brennan, M. J., Chordia, T. and Subrahmanyam, A. (1998). Alternative factor specifications, security characteristics, and the cross-section of expected stock returns. *Journal of Financial Economics*, **49**, 345-373.
- Davis, J. L., Fama, E. F. and French, K. R. (2000). Characteristics, covariances, and average returns: 1929 to 1997. *The Journal of Finance*, **55**, 389-406.
- Fama, E. F. (1998). Market efficiency, long-term returns, and behavioral finance. *Journal of Financial Economics*, **49**, 283-306.
- Fama, E. F. and French, K. R. (1993). Common risk factors in the returns on stocks and bonds. *Journal of Financial Economics*, **33**, 3-56.
- Fama, E. F. and French, K. R. (1996). Multifactor explanations of asset pricing anomalies. *The Journal of Finance*, **51**, 55-84.
- Fama, E. F. and French, K. R. (2010). Luck versus skill in the cross-section of mutual fund returns. *The Journal of Finance*, **65**, 1915-1947.
- Fama, E. F. and French, K. R. (2015). A five-factor asset pricing model. *Journal of Financial Economics*, **116**, 1-22.
- Fan, J., Fan, Y. and Lv, J. (2008). High dimensional covariance matrix estimation using a factor model. *J. Econometrics*, **147**, 186-197.
- Fan, J., Feng, Y. and Xia, L. (2015). A conditional dependence measure with applications to undirected graphical models. arXiv:1501.01617.
- Fan, J., Zhang, C. and Zhang, J. (2001). Generalized likelihood ratio statistics and Wilks phenomenon. *Ann. Statist.* **29**, 153-93.

Guo, S., Box, J. and Zhang, W. (2016). A dynamic structure for high dimensional covariance matrices and its application in portfolio allocation. *Journal of the American Statistical Association*, to appear.

Petkova, R. (2006). Do the FamaFrench factors proxy for innovations in predictive variables? *The Journal of Finance*, **61**, 581-612.

Vassalou, M. and Xing, Y. (2004). Default risk in equity returns. *The Journal of Finance*, **59**, 831-868.

Appendix

It is clear from the estimation procedure as described in Section 2.1 that the statistical properties of the estimated component functions $g_k(\cdot)$ as well as those of $\hat{\alpha}_j$, $\hat{\beta}_{jk}$ could only be derived based on the asymptotics concerning the backfitting estimators $\hat{G}_{jk}(\cdot)$. To present the relevant results on this aspect, we need to introduce more notations. Let $f(\cdot)$ be the joint density function of (x_{t1}, \dots, x_{tp}) , and $f_k(\cdot)$, $k = 1, \dots, p$, the marginal density of the k th covariate x_{tk} . Denote by $f_{l;k}(\cdot, \cdot)$, the joint density of x_{tk} and $x_{(t+l)k}$; $f_{l;k,k'}(u, u, v, v)$, the joint pdf of $x_{tk}, x_{(t+l)k}, x_{tk'}, x_{(t+l)k'}$ evaluated at (u, u, v, v) . For any $l \geq 1$, $k, k' = 1, \dots, p, k \neq k'$, define

$$a_{l;k} = \int \frac{f_{l;k}(u, u)}{f_k^2(u)} du, \quad b_{l;k,k'} = \int \frac{f_{l;k,k'}(u, u, v, v)}{f_k(u)f_{k'}(v)} dudv.$$

We assume that

$$c_k := \lim_{T \rightarrow \infty} \left| \frac{1}{T^2} \sum_{l=1}^{T-1} (T-l)a_{k,l} \right| < \infty, \quad \lim_{T \rightarrow \infty} \sup_{k \neq k'} \left| \frac{1}{T^2} \sum_{l=1}^{T-1} (T-l)b_{l;k,k'} \right| < \infty;$$

The following conditions are assumed throughout of the paper.

[A1] $\mathbf{x}_t = (x_{t1}, \dots, x_{tp})^\top$ is a p -variate stationary processes and is strongly mixing, i.e.

$$\gamma[l] := \sup_{\substack{A \in \mathbf{F}_{s_1}^0 \\ B \in \mathbf{F}_{t_2}^\infty}} |P[AB] - P[A]P[B]| \rightarrow 0, \text{ as } l \rightarrow \infty,$$

where $\mathbf{F}_{s_1}^{s_2}$ is the σ -algebra of events generated by $\{\mathbf{x}_t : s_1 \leq t \leq s_2\}$ and $\gamma[l]$ is referred to as the strong mixing coefficient. Moreover, $\sum_{l=1}^{\infty} l^a \gamma[l]^{1-2/v} < \infty$ for some $v > 2$ and $a > 1 - 2/v$.

[A2] The kernel function $K(\cdot)$ is bounded and continuous with a compact support; its first order derivative has a finite number of sign changes over its support.

[A3] Both the joint $f(\cdot)$ and the marginal densities $f_k(\cdot)$, $k = 1, \dots, p$ are bounded and continuous with compact support; their first order derivatives also have a finite number of sign changes over their supports.

[A4] $\sup_{u, u'} |f_{l;k}(u, u') - f_k(u)f_k(u')| \leq A_1 < \infty$ for all $l \geq 1$.

[A5] As $T \rightarrow \infty$, $h_k \rightarrow 0$, $Th_k/\log n \rightarrow \infty$, $Th_k^{\iota_k+2} \rightarrow 0$ for all $k = 1, \dots, p$.

[A6] There exists a sequence v_n of positive integers satisfying $v_T \rightarrow \infty$ and $v_T = o((nh)^{1/2})$ such that $(T/h)^{1/2}\gamma[v_T] \rightarrow 0$ as $T \rightarrow \infty$.

Assumption [A1] is relevant since the backfitting estimator $\hat{G}_{jk}(\cdot)$ in this paper is built on dependent observations, $\{r_{tj}, t = 1, \dots, T\}$, which is different from the set-up in Opsomer (2000) with independent observations. Strongly mixing could be replaced by a weaker condition, such as β -mixing or even ϕ -mixing, but in that case additional requirement on these alternative mixing coefficients will then be necessary; see e.g. Masry (1996). [A2] could be relaxed to allows kernel functions of unbounded support provided that $u^{\iota_k+1}K(u) \rightarrow 0$ as $u \rightarrow \infty$.

For $l = 0, 1, \dots$, write the l th moment of the kernel function $K(\cdot)$ as $\mu_l(K) := \int u^l K(u) du$ and $R_l = \int u^l K^2(u) du$, and $R(K) = R_0$. For $k = 1, \dots, p$, let $g_k^{(\iota)}(\cdot)$ denote the ι th derivative of component function $g_k(\cdot)$, and write

$$\mathbf{g}_k^{(\iota)} = \begin{bmatrix} g_k^{(\iota)}(x_{1k}) \\ \vdots \\ g_k^{(\iota)}(x_{Tk}) \end{bmatrix}, \quad E(\mathbf{g}_k^{(\iota)} | \mathbf{X}^k) = \begin{bmatrix} E(g_k^{(\iota)}(x_{ik}) | x_{1k}) \\ \vdots \\ E(g_k^{(\iota)}(x_{ik}) | x_{Tk}) \end{bmatrix}, \quad k \neq k'.$$

The backfitting algorithm described in Section 2.1 is based on local linear smoothing. Here we give a more general results on backfitting estimators based on local polynomial smoothing where functions $g_k(\cdot)$ are locally approximated by a polynomial of degree ι_k , $k = 1, \dots, p$. Define the following smoother matrix for the k th component function:

$$\mathbf{S}_k = (\mathbf{S}_{k,x_{1k}}, \dots, \mathbf{S}_{k,x_{Tk}})^\top, \quad (\text{A.1})$$

where $\mathbf{S}_{k,u}$ represents the transpose of the equivalent kernel for the k th covariate at the point u :

$$\mathbf{S}_{k,u} = \mathbf{K}_k(u) \mathbf{X}_k(u) \left[\mathbf{X}_k(u)^\top \mathbf{K}_k(u) \mathbf{X}_k(u) \right]^{-1} \mathbf{e}_{1k}^\top,$$

\mathbf{e}_{1k} is the $(\iota_k + 1) \times 1$ vector with a one in the first position and zeros elsewhere,

$$\mathbf{X}_k(u) = \begin{bmatrix} 1 & x_{1k} - u & \cdots & (x_{1k} - u)^{\iota_k} \\ \vdots & \vdots & \ddots & \vdots \\ 1 & x_{Tk} - u & \cdots & (x_{Tk} - u)^{\iota_k} \end{bmatrix}, \quad \mathbf{K}_k(u) = \text{diag}(K_h(x_{1k} - u), \dots, K_h(x_{Tk} - u)).$$

Further define the centered smoothing matrix $\mathbf{S}_k^* = (\mathbf{I} - \mathbf{1}_T \mathbf{1}_T^\top) \mathbf{S}_k$, $\mathbf{W}_{[-k]}$, the smoother matrix for the $(p-1)$ -variate function $G_j^{(-k)}(\cdot) = \sum_{l=1, l \neq k}^p G_{jl}(\cdot)$, and $\mathbf{G}_{jk} = (G_{jk}(x_{1k}), \dots, G_{jk}(x_{Tk}))^\top$, the vector of the k th component function evaluated at the observation points. Then regarding $\hat{\mathbf{G}}_{jk}$, the backfitting estimator of \mathbf{G}_{jk} , we have

Corollary 6.1 *Given \mathbf{X} , the conditional bias and variance of $\hat{\mathbf{G}}_{jk}$, $j = 1, \dots, n$, $k = 1, \dots, p$, are respectively*

$$\begin{aligned} E(\hat{\mathbf{G}}_{jk} - \mathbf{G}_{jk} | \mathbf{X}) &= (\mathbf{I} - \mathbf{S}_k^* \mathbf{W}_{[-k]})^{-1} \left[\frac{1}{(\iota_k + 1)!} h^{\iota_k + 1} \mu_{\iota_k + 1}(K) \beta_{jk} \left(\mathbf{g}_k^{(\iota_k + 1)} - E(\mathbf{g}_k^{(\iota_k + 1)}) \right) - \mathbf{S}_k^* \mathbf{B}_{j[-k]} \right] \\ &\quad + O_p(T^{-1/2}) + o_p(h^{\iota_k + 1}), \\ \text{Var}(\hat{\mathbf{G}}_{jk}(x_{tk}) | \mathbf{X}) &= \{nhf_k(x_{tk})\}^{-1} R_K \sigma^2 + o_p((nh)^{-1}), \end{aligned}$$

where

$$\mathbf{B}_{j[-k]} = E\left(\mathbf{W}_{[-k]}(\mathbf{R}_j - \mathbf{G}_{jk}) | \mathbf{X}\right) - \sum_{l=1: l \neq k}^p \mathbf{G}_{jl}.$$

The bias expression in Corollary 6.1 is still a recursive formula, and as commented in Opsomer (2000), a non-recursive asymptotic bias expression can be derived, but the expressions become very complicated even for $p = 3$. Nevertheless, the order of the asymptotic bias could be easily decided for any p :

$$E(\hat{\mathbf{G}}_{jk} - \mathbf{G}_{jk} | \mathbf{X}) = O_p\left(\sum_{k=1}^p h_k^{\iota_k + 1}\right).$$

Apparently, if $g_k(\cdot)$, $k = 1, \dots, p$ are all smooth enough, and with polynomial fitting of high enough ι_k degrees employed, this bias term could be made relatively negligible compared to asymptotic stochastic error. We will make use of this fact in later sections in the asymptotic study of $\hat{g}_k(\cdot)$, and $\hat{\beta}_j$.

We now move on to prove Theorem 4.1, starting with more notations. Let

$$c_0(K) = \sum_{\iota=0}^{\iota_k} [\mathbf{N}^{-1}]_{(\iota+1)1} \mu_\iota(K),$$

where \mathbf{N} represents the $(\iota_k + 1) \times (\iota_k + 1)$ matrix, whose (i, j) th element is $\mu_{i+j-2}(K)$, and $[\mathbf{N}^{-1}]_{(\iota+1)1}$ stands for the $(\iota + 1, 1)$ th element of its inverse matrix. Define the $T \times 1$ vectors

$$\gamma_{tk} = (-g_k(x_{tk}), 0, \dots, 0, 1, 0, \dots, 0)^\top, \quad t = 2, \dots, T$$

with 1 as the t th entry. For any given $k, k' = 1, \dots, p$, define

$$c_{k,k'}(u) = E[g_k(x_{tk}) | x_{tk'} = u], \quad \mathbf{c}_{k,k'} = [c_{k,k'}(x_{1k'}), \dots, c_{k,k'}(x_{Tk'})]^\top,$$

$$\mathbf{A}_{j'|j} = [\mathbf{a}_{1j'|j}, \dots, \mathbf{a}_{pj'|j}]^\top, \quad \mathbf{a}_{kj'|j} = \sum_{k'=1}^p \frac{\beta_{jk'}}{\beta_{j'k'}} \mathbf{c}_{k,k'}, \quad j, j' = 1, \dots, n; \quad k = 1, \dots, p.$$

Proof of Theorem 4.1 Similar computations as in the proof of the second assertion of Corollary 6.1 lead to

$$\hat{\mathbf{G}}_{jk} - E\hat{\mathbf{G}}_{jk} = \mathbf{S}_k \boldsymbol{\epsilon}_j + O_p(T^{-1/2}), \quad j = 1, \dots, n, \quad k = 1, \dots, p,$$

uniformly in over all elements of the matrices; see, also Opsomer (2000, pp. 178). For ease of exposition, write the asymptotic bias and stochastic error of $\hat{\mathbf{G}}_{jk}$ as

$$\mathbf{b}_{jk} = E\hat{\mathbf{G}}_{jk} - \mathbf{G}_{jk} \equiv (b_{jk,1}, \dots, b_{jk,T})^\top, \quad \mathbf{v}_{jk} = \mathbf{S}_k \boldsymbol{\epsilon}_j \equiv (v_{jk,1}, \dots, v_{jk,T})^\top.$$

As a result, we have

$$\begin{aligned} \frac{\hat{G}_{jk}(x_{tk})}{\hat{G}_{jk}(x_{1k})} &= \frac{\beta_{jk} g_k(x_{tk}) + b_{jk,t} + v_{jk,t}}{\beta_{jk} + b_{jk,1} + v_{jk,1}} \\ &= g_k(x_{tk}) + \frac{b_{jk,t}}{\beta_{jk}} + \frac{v_{jk,t}}{\beta_{jk}} - \frac{g_k(x_{tk}) b_{jk,1}}{\beta_{jk}} - \frac{g_k(x_{tk}) v_{jk,1}}{\beta_{jk}} + o_p(h_k^{\iota_k+1} + T^{-1/2}). \end{aligned}$$

Since without loss of generality, we could always assume that $x_{1k} = 1$ and whence for each $t = 2, \dots, T$,

$$\begin{aligned} \bar{g}_k(x_{tk}) &= \frac{1}{n} \sum_{j=1}^n \hat{G}_{jk}(x_{tk}) / \hat{G}_{jk}(x_{1k}) \\ &= g_k(x_{tk}) + \frac{1}{n} \sum_{j=1}^n \left(\frac{b_{jk,t}}{\beta_{jk}} - \frac{g_k(x_{tk}) b_{jk,1}}{\beta_{jk}} \right) \\ &\quad + \frac{1}{n} \sum_{j=1}^n \left(\frac{v_{jk,t}}{\beta_{jk}} - \frac{g_k(x_{tk}) v_{jk,1}}{\beta_{jk}} \right) + o_p(h_k^{\iota_k+1} + T^{-1/2}), \end{aligned} \tag{A.2}$$

again uniformly in t and k .

Since the second (bias) term on the RHS of (A.2) is of order $o(T^{-1/2})$ if $g_k(\cdot)$ is smooth enough and a large enough ι_k is used, we have

$$\bar{g}_k(x_{tk}) = g_k(x_{tk}) + \gamma_{tk}^\top \mathbf{S}_k \frac{1}{n} \sum_{j=1}^n \beta_{jk}^{-1} \boldsymbol{\epsilon}_j + o_p(T^{-1/2}).$$

Since $\boldsymbol{\epsilon}_j$, $j = 1, \dots, n$ are all iid errors with zero mean and variance σ^2 , the asymptotic variance of $\hat{g}_k(x_{tk})$ is such that

$$\left(n^{-2} \sum_{j=1}^n \sigma_j^2 / \beta_{jk}^2 \right) \gamma_{tk}^\top \mathbf{S}_k \mathbf{S}_k^\top \gamma_{tk}. \tag{A.3}$$

Using standard results in polynomial smoothing (Masry, 1996) that

$$[\mathbf{S}_k]_{ij} = \{f_k(x_{ik})\}^{-1} \frac{1}{Th_k} \sum_{\iota=0}^{\iota_k} [\mathbf{N}^{-1}]_{(\iota+1)1} \left(\frac{x_{jk} - x_{ik}}{h_k} \right)^{\iota} K \left(\frac{x_{jk} - x_{ik}}{h_k} \right). \quad (\text{A.4})$$

Consequently

$$\begin{aligned} [\mathbf{S}_k \mathbf{S}_k^{\top}]_{ii'} &= \{f_k(x_{ik}) f_k(x_{i'k})\}^{-1} \frac{1}{T^2 h_k^2} \sum_{j=1}^T \left\{ \sum_{\iota=0}^{\iota_k} [\mathbf{N}^{-1}]_{(\iota+1)1} \left(\frac{x_{jk} - x_{ik}}{h_k} \right)^{\iota} K \left(\frac{x_{jk} - x_{ik}}{h_k} \right) \right\} \\ &\quad \times \left\{ \sum_{\iota'=0}^{\iota_k} [\mathbf{N}^{-1}]_{(\iota'+1)1} \left(\frac{x_{jk} - x_{i'k}}{h_k} \right)^{\iota'} K \left(\frac{x_{jk} - x_{i'k}}{h_k} \right) \right\} \\ &= \{f_k(x_{ik}) f_k(x_{i'k})\}^{-1} \frac{1}{Th_k} \sum_{\iota, \iota'=0}^{\iota_k} [\mathbf{N}^{-1}]_{(\iota+1)1} [\mathbf{N}^{-1}]_{(\iota'+1)1} R(i, i'; \iota, \iota') + O_p((Th_k)^{-3/2}) \end{aligned}$$

where

$$R(i, i'; \iota, \iota') = \int \left(\frac{x_{ik} - x_{i'k}}{h_k} + t \right)^{\iota'} t^{\iota} K(t) K(s+t) dt.$$

Therefore,

$$\begin{aligned} \gamma_{tk}^{\top} \mathbf{S}_k &= ([\mathbf{S}_k]_{tj} - g_k(x_{tk}) * [\mathbf{S}_k]_{1j}) = O((Th_k)^{-1}) \\ \gamma_{tk}^{\top} \mathbf{S}_k \mathbf{S}_k^{\top} \gamma_{tk} &= \{g_k(x_{tk})\}^2 [\mathbf{S}_k \mathbf{S}_k^{\top}]_{11} - 2[\mathbf{S}_k \mathbf{S}_k^{\top}]_{1t} g_k(x_{tk}) + [\mathbf{S}_k \mathbf{S}_k^{\top}]_{tt} \end{aligned}$$

This together with (A.3) implies that the asymptotic variance of $\hat{g}_k(x_{tk})$ is of order $O((Th_k)^{-1/2})$.

As for the estimates of the parameters, first note that the results on $\hat{\alpha}_j$ easily follow from (1.3), (1.4) and the strong mixing conditions [A1]. To examine the asymptotic properties of $\hat{\beta}_{jk}$, *least square estimate* (2.6) derived from model (2.5), first note that according to Theorem 4.1, we have that

$$\bar{\mathbf{g}} = \mathbf{g} + O_p((Th_k)^{-1/2}), \quad \left(\frac{1}{T} \bar{\mathbf{g}}^{\top} \bar{\mathbf{g}} \right)^{-1} = \Sigma_g^{-1} + O_p((Th_k)^{-1/2}), \quad (\text{A.5})$$

uniformly in all elements of the matrix, where

$$\mathbf{g} = \begin{bmatrix} g_1(x_{11}) & \cdots & g_p(x_{1p}) \\ g_1(x_{21}) & \cdots & g_p(x_{2p}) \\ \vdots & \vdots & \vdots \\ g_1(x_{T1}) & \cdots & g_p(x_{Tp}) \end{bmatrix} = \begin{bmatrix} 1 & \cdots & 1 \\ g_1(x_{21}) & \cdots & g_p(x_{2p}) \\ \vdots & \vdots & \vdots \\ g_1(x_{T1}) & \cdots & g_p(x_{Tp}) \end{bmatrix},$$

since without loss of generality, we have assumed that $x_{1k} = 1$ whence $g_k(x_{1k}) = x_{1k} = 1$. These, together with the decomposition $R_j = \hat{\alpha}_j \mathbf{1}_T + (\alpha_j - \hat{\alpha}_j) \mathbf{1}_T + \hat{\mathbf{g}} \beta_j + (\mathbf{g} - \hat{\mathbf{g}}) \beta_j + \epsilon_j$ and the root- T

consistency of $\hat{\alpha}_j$, lead to

$$\begin{aligned}
\hat{\beta}_j &= (\bar{\mathbf{g}}^\top \bar{\mathbf{g}})^{-1} \bar{\mathbf{g}}^\top (R_j - \hat{\alpha}_j \mathbf{1}_T) \\
&= \beta_j + (\bar{\mathbf{g}}^\top \hat{\mathbf{g}})^{-1} \bar{\mathbf{g}}^\top (\alpha_j - \hat{\alpha}_j) \mathbf{1}_T + (\bar{\mathbf{g}}^\top \hat{\mathbf{g}})^{-1} \bar{\mathbf{g}}^\top (\mathbf{g} - \bar{\mathbf{g}}) \beta_j + (\bar{\mathbf{g}}^\top \bar{\mathbf{g}})^{-1} \bar{\mathbf{g}}^\top (\mathbf{g} - \hat{\mathbf{g}}) \epsilon_j \\
&= \beta_j + (\mathbf{g}^\top \bar{\mathbf{g}})^{-1} \mathbf{g}^\top (\alpha_j - \hat{\alpha}_j) \mathbf{1}_T + (\mathbf{g}^\top \bar{\mathbf{g}})^{-1} \mathbf{g}^\top (\mathbf{g} - \bar{\mathbf{g}}) \beta_j + o_p(T^{-1/2}) \\
&= \beta_j + \Sigma_g^{-1} T^{-1} \mathbf{g}^\top (\mathbf{g} - \bar{\mathbf{g}}) \beta_j + \Sigma_g^{-1} T^{-1} \mathbf{g} \epsilon_j + o_p(T^{-1/2})
\end{aligned}$$

where we've used the following facts:

$$T^{-1} \mathbf{g}^\top \mathbf{1}_T = O_p(T^{-1/2}), \quad T^{-1} (\mathbf{g} - \bar{\mathbf{g}}) \epsilon_j = O_p(T^{-1/2}).$$

This means the error arisen from the pre-estimation of α_j has been 'averaged out' and thus of no impact. To show that $\hat{\beta}_j$ is asymptotically normal, first note that the k th element of $\mathbf{g}^\top (\mathbf{g} - \bar{\mathbf{g}}) \beta_j$ is given by

$$\begin{aligned}
&\frac{1}{n} \sum_{j'=1}^n \sum_{k'=1}^p \frac{\beta_{jk'}}{\beta_{j'k'}} \left[\sum_{t=2}^T g_k(x_{tk}) \gamma_{tk'} \right]^\top \mathbf{S}_{k'} \epsilon_{j'} \quad k = 1, \dots, p; \quad \text{with} \\
&\sum_{t=2}^T g_k(x_{tk}) \gamma_{tk'} = \left[- \sum_{t=2}^T g_k(x_{tk}) g_{k'}(x_{tk'}), g_k(x_{2k}), \dots, g_k(x_{Tk}) \right]^\top.
\end{aligned}$$

Therefore,

$$\begin{aligned}
&\left[\sum_{t=2}^T g_k(x_{tk}) \gamma_{tk'} \right]^\top \mathbf{S}_{k'} = c_0(K) \mathbf{c}_{k,k'}^\top + O_p((Th_k)^{-1/2}) \\
&\frac{1}{n} \sum_{j'=1}^n \sum_{k'=1}^p \frac{\beta_{jk'}}{\beta_{j'k'}} \left[\sum_{t=2}^T g_k(x_{tk}) \gamma_{tk'} \right]^\top \mathbf{S}_{k'} \epsilon_{j'} = c_0(K) \frac{1}{n} \sum_{j'=1}^n \left[\sum_{k'=1}^p \frac{\beta_{jk'}}{\beta_{j'k'}} \mathbf{c}_{k,k'} \right]^\top \epsilon_{j'} + o_p(T^{1/2}).
\end{aligned}$$

Since $\epsilon_{j'}, j' = 1, \dots, n$ are independent $MN(0, \mathbf{I}_T)$, the asymptotic normality of $T^{1/2}(\hat{\beta}_j - \beta_j)$ thus follows with asymptotic variance given by

$$c_0^2(K) \Sigma_g^{-1} n^{-2} \left(\sum_{j'=1}^n T^{-1} \mathbf{A}_{j'|j} \mathbf{A}_{j'|j}^\top \right) \Sigma_g^{-1},$$

which is finite. □

Proof of Theorem 4.2 First of all, it is easy to see that $\text{RSS}_1/(nT) \rightarrow \sigma^2$ in probability as $T \rightarrow \infty$. So we just need to concern us with the numerator $\text{RSS}_0 - \text{RSS}_1 = \sum_{j=1}^n \text{RSS}_{0,j} - \text{RSS}_{1,j}$, where

$$\begin{aligned}
\text{RSS}_{1,j} &= R_j^\top [\mathbf{I}_T - \tilde{\mathbf{g}}(\tilde{\mathbf{g}}^\top \tilde{\mathbf{g}})^{-1} \tilde{\mathbf{g}}^\top] R_j^\top; \quad \tilde{\mathbf{g}} = \begin{pmatrix} 1 & \bar{g}_1(x_{11}) & \cdots & \bar{g}_p(x_{1p}) \\ \vdots & \vdots & \ddots & \vdots \\ 1 & \bar{g}_1(x_{T1}) & \cdots & \bar{g}_p(x_{Tp}) \end{pmatrix} \\
\text{RSS}_{0,j} &= R_j^\top [\mathbf{I}_T - \mathbf{X}(\mathbf{X}^\top \mathbf{X})^{-1} \mathbf{X}^\top] R_j^\top = \epsilon_j^\top [\mathbf{I}_T - \bar{\mathbf{X}}(\bar{\mathbf{X}}^\top \bar{\mathbf{X}})^{-1} \bar{\mathbf{X}}^\top] \epsilon_j.
\end{aligned}$$

Note that the second identity follows from the fact that $\mathbf{X}(\mathbf{X}^\top \mathbf{X})^{-1} \mathbf{X}^\top$ is invariant if \mathbf{X} is replaced with \mathbf{X} right-multiplied by a diagonal matrix and that

$$\bar{\mathbf{X}} = \begin{bmatrix} 1 & 1 & \cdots & 1 \\ 1 & g_1(x_{21}) & \cdots & g_p(x_{2p}) \\ \vdots & \vdots & \vdots & \vdots \\ 1 & g_1(x_{T1}) & \cdots & g_p(x_{Tp}) \end{bmatrix} = \mathbf{X} \begin{bmatrix} 1 & x_{11}^{-1} & 0 & \cdots & 0 \\ 0 & 0 & x_{12}^{-1} & 0 & 0 \\ \vdots & \vdots & \vdots & \vdots & \vdots \\ 0 & 0 & \cdots & 0 & x_{1p}^{-1} \end{bmatrix}.$$

With a slight abuse of notation, we revert to the old notation of \mathbf{g} in place of $\bar{\mathbf{X}}$. Write $\tilde{\mathbf{g}} = \mathbf{g} + \delta$, $\Delta = \mathbf{g}^\top \delta + \delta^\top \mathbf{g}$, $\Gamma = (\mathbf{g}^\top \mathbf{g})^{-1} \mathbf{g}^\top$ so that

$$\begin{aligned} \tilde{\mathbf{g}}^\top \tilde{\mathbf{g}} &= \mathbf{g}^\top \mathbf{g} + \mathbf{g}^\top \delta + \delta^\top \mathbf{g} + \delta^\top \delta, \\ (\tilde{\mathbf{g}}^\top \tilde{\mathbf{g}})^{-1} &= (\mathbf{g}^\top \mathbf{g})^{-1} - (\mathbf{g}^\top \mathbf{g})^{-1} \Delta (\mathbf{g}^\top \mathbf{g})^{-1} + O_p((Th_k)^{-1}), \\ \tilde{\mathbf{g}}(\tilde{\mathbf{g}}^\top \tilde{\mathbf{g}})^{-1} \tilde{\mathbf{g}}^\top &= \mathbf{g}(\mathbf{g}^\top \mathbf{g})^{-1} \mathbf{g}^\top + \delta \Gamma + \Gamma^\top \delta^\top + \delta(\mathbf{g}^\top \mathbf{g})^{-1} \delta^\top - \Gamma^\top \Delta \Gamma \\ &\quad - \delta(\mathbf{g}^\top \mathbf{g})^{-1} \Gamma (\mathbf{g}^\top \mathbf{g})^{-1} \mathbf{g}^\top - \mathbf{g}(\mathbf{g}^\top \mathbf{g})^{-1} \Gamma (\mathbf{g}^\top \mathbf{g})^{-1} \delta^\top - \delta(\mathbf{g}^\top \mathbf{g})^{-1} \Gamma (\mathbf{g}^\top \mathbf{g})^{-1} \delta^\top + O_p((Th_k)^{-1}). \end{aligned}$$

Since $R_j = \mathbf{g} \beta_j + \epsilon_j$, we have the following partition of the difference of the two Residual Sum of Squares:

$$\begin{aligned} \text{RSS}_{0,j} - \text{RSS}_{1,j} &= -2R_j^\top \delta \Gamma R_j + R_j^\top \Gamma^\top \Delta \Gamma R_j - R_j^\top \delta(\mathbf{g}^\top \mathbf{g})^{-1} \delta^\top R_j \\ &\quad + 2R_j^\top \mathbf{g}(\mathbf{g}^\top \mathbf{g})^{-1} \Delta (\mathbf{g}^\top \mathbf{g})^{-1} \delta^\top R_j + R_j^\top \delta(\mathbf{g}^\top \mathbf{g})^{-1} \Delta (\mathbf{g}^\top \mathbf{g})^{-1} \delta^\top R_j. \end{aligned} \quad (\text{A.6})$$

We start with the third term on the RHS of (A.6), and will show that

$$R_j^\top \delta(\mathbf{g}^\top \mathbf{g})^{-1} \delta^\top R_j = o_p(h^{-1}). \quad (\text{A.7})$$

Some useful results are

$$\begin{aligned} E[\epsilon_j^\top \delta(\mathbf{g}^\top \mathbf{g})^{-1} \delta^\top \epsilon_j] &= \frac{1}{T} E[\epsilon_j^\top \delta \Sigma_g^{-1} \delta^\top \epsilon_j] (1 + O_p(1)) \leq \frac{C}{T} E\|\delta^\top \epsilon_j\|^2 = o(h_k^{-1}) \quad (\text{A.8}) \\ E\|\delta^\top \epsilon_j\|^2 &\leq p \max_k E \left(\sum_{t=2}^T [\gamma_{tk}^\top \mathbf{S}_k \sum_{j=1}^n \beta_{jk}^{-1} \epsilon_j] \epsilon_{tj} \right)^2 \\ E \left(\sum_{t=2}^T [\gamma_{tk}^\top \mathbf{S}_k \sum_{j=1}^n \beta_{jk}^{-1} \epsilon_j] \epsilon_{tj} \right)^2 &= \sum_{t=2}^T E[\gamma_{tk}^\top \mathbf{S}_k \sum_{j=1}^n \beta_{jk}^{-1} \epsilon_j]^2 \epsilon_{tj}^2 \\ &\quad + \sum_{t \neq t'} E \left([\gamma_{tk}^\top \mathbf{S}_k \sum_{j=1}^n \beta_{jk}^{-1} \epsilon_j] [\gamma_{t'k}^\top \mathbf{S}_k \sum_{j=1}^n \beta_{jk}^{-1} \epsilon_j] \epsilon_{tj} \epsilon_{t'j} \right) \\ &= O(T^2 (Th)^{-2}) = O(h^{-2}), \end{aligned}$$

where the last equality follows from the fact that $\gamma_{tk}^\top \mathbf{S}_k = ([\mathbf{S}_k]_{tj} - g_k(x_{tk}) * [\mathbf{S}_k]_{1j}) = O((Th)^{-1})$.

(A.7) thus follows from (A.8), if we could also show that $\beta_j^\top \mathbf{g}^\top \delta (\mathbf{g}^\top \mathbf{g})^{-1} \delta^\top \mathbf{g} \beta_j = O_p(1)$, which could be proved in a manner similar to (A.8). Specifically, it is obviously of the same order as T^{-1} times the trace of $\mathbf{g}^\top \delta \Sigma_g^{-1} \delta^\top \mathbf{g}$, which in turn of the same order as the largest norm of the p columns of $\delta^\top \mathbf{g}$: its (k, l) th element for any $l, k = 1, \dots, p$, is given by

$$\sum_{t=2}^T \frac{x_{tl}}{x_{1l}} \left(\gamma_{tk}^\top \mathbf{S}_k \frac{1}{n} \sum_{j=1}^n \beta_{jk}^{-1} \epsilon_j \right) = \sum_{j=1}^n \beta_{jk}^{-1} \epsilon_j^\top \mathbf{S}_k^\top \left(\sum_{t=2}^T \frac{x_{tl}}{x_{1l}} \gamma_{tk} \right) = O_p(1),$$

where the last equality follows from the following facts:

$$\begin{aligned} \sum_{t=2}^T \frac{x_{tl}}{x_{1l}} \gamma_{tk} &= \left[- \sum_{t=2}^T \frac{x_{kl} x_{tl}}{x_{kl} x_{1l}}, \frac{x_{2l}}{x_{1l}}, \dots, \frac{x_{Tl}}{x_{1l}} \right]^\top, \\ \sum_{t'=1}^T [\mathbf{S}_k]_{t'j} \left(\sum_{t=1}^T \frac{x_{tl}}{x_{1l}} \gamma_{tk} \right) &= O(1) + O_p((Th)^{-1/2}). \end{aligned}$$

Next, we will show that for the last term on the RHS of (A.6) the following holds:

$$R_j^\top \delta (\mathbf{g}^\top \mathbf{g})^{-1} \Delta (\mathbf{g}^\top \mathbf{g})^{-1} \delta^\top R_j = O_p((Th)^{-1}). \quad (\text{A.9})$$

A.9 This is based on the following identities:

$$(A) \quad \epsilon_j^\top \delta (\mathbf{g}^\top \mathbf{g})^{-1} \Delta (\mathbf{g}^\top \mathbf{g})^{-1} \delta^\top \epsilon_j = O_p((Th)^{-1});$$

$$(B) \quad \beta_j^\top \mathbf{g}^\top \delta (\mathbf{g}^\top \mathbf{g})^{-1} \mathbf{g}^\top \delta (\mathbf{g}^\top \mathbf{g})^{-1} \delta^\top \mathbf{g} \beta_j = O_p(T^{-2}).$$

That (A) holds is argued as follows. Firstly $\epsilon_j^\top \delta (\mathbf{g}^\top \mathbf{g})^{-1} \Delta (\mathbf{g}^\top \mathbf{g})^{-1} \delta^\top \epsilon_j = 2 \epsilon_j^\top \delta (\mathbf{g}^\top \mathbf{g})^{-1} \mathbf{g}^\top \delta (\mathbf{g}^\top \mathbf{g})^{-1} \delta^\top \epsilon_j$, and the k th ($k = 1, \dots, p$) element of $\epsilon_j^\top \delta$ is such that

$$\begin{aligned} \sum_{j'=1}^n \beta_{j'k}^{-1} \left(\epsilon_{tj} \gamma_{tk}^\top \mathbf{S}_k \right) \epsilon_{j'} &= \sum_{j'=1}^n \beta_{j'k}^{-1} \left(\left[- \sum_{t=2}^T \frac{x_{tk}}{x_{1k}} \epsilon_{tj}, \epsilon_{2j}, \dots, \epsilon_{Tj} \right] \mathbf{S}_k \right) \epsilon_{j'} \\ &= \sum_{j'=1}^n \beta_{j'k}^{-1} \left[\sum_{t=2}^T \epsilon_{tj} [\mathbf{S}_k]_{t,t'} - \sum_{t=2}^T \frac{x_{tk}}{x_{1k}} \epsilon_{tj} [\mathbf{S}_k]_{1,t'}, t' = 1, \dots, T \right] \epsilon_{j'}. \end{aligned}$$

Since $\sum_{t=2}^T \epsilon_{tj} [\mathbf{S}_k]_{t,t'} = O_p((Th)^{-1/2})$ and $\sum_{t=2}^T \frac{x_{tk}}{x_{1k}} \epsilon_{tj} = O_p(T^{-1/2})$, uniformly in $t' = 1, \dots, T$, whence $\epsilon_j^\top \delta = O_p((T/h)^{1/2})$.

We now move on to the second term on the RHS of (A.6): $R_j^\top \Gamma^\top \Delta \Gamma R_j$, which again is bounded by two times

$$\epsilon_j^\top \mathbf{g} (\mathbf{g}^\top \mathbf{g})^{-1} \mathbf{g}^\top \delta (\mathbf{g}^\top \mathbf{g})^{-1} \mathbf{g}^\top \epsilon_j + \beta_j^\top \mathbf{g}^\top \mathbf{g} (\mathbf{g}^\top \mathbf{g})^{-1} \mathbf{g}^\top \delta (\mathbf{g}^\top \mathbf{g})^{-1} \mathbf{g}^\top \mathbf{g} \beta_j = O_p(1),$$

where for the last equality we used the fact that $\mathbf{g}^\top \epsilon_j = O_p(T^{1/2})$.

Now the only term left to be dealt with is $R_j^\top \delta \Gamma R_j$, which equates to

$$\begin{aligned} R_j^\top \delta \beta_j + R_j^\top \delta (\mathbf{g}^\top \mathbf{g})^{-1} \mathbf{g}^\top \epsilon_j &= \epsilon_j^\top \delta \beta_j + \beta_j^\top \mathbf{g}^\top \delta \beta_j + \beta_j^\top \mathbf{g}^\top \delta (\mathbf{g}^\top \mathbf{g})^{-1} \mathbf{g}^\top \epsilon_j \\ &\quad + \epsilon_j^\top \delta (\mathbf{g}^\top \mathbf{g})^{-1} \mathbf{g}^\top \epsilon_j; \end{aligned} \quad (\text{A.10})$$

where $\beta_j^\top \mathbf{g}^\top \delta (\mathbf{g}^\top \mathbf{g})^{-1} \mathbf{g}^\top \epsilon_j = O_p(T^{-1/2})$ and $\beta_j^\top \mathbf{g}^\top \delta \beta_j = O_p(1)$. The k th element of $\epsilon_j^\top \delta$:

$$\sum_{j'=1}^n \beta_{j'k}^{-1} \left(\sum_{t=2}^T \epsilon_{tj} \gamma_{tk}^\top \right) \mathbf{S}_k \epsilon_{j'} = \sum_{j' \neq j} \beta_{j'k}^{-1} \left(\sum_{t,t'=2}^T \epsilon_{tj} \epsilon_{t'j'} [\mathbf{S}_k]_{t,t'} \right) + \beta_{jk}^{-1} \left(\sum_{t,t'=2}^T \epsilon_{tj} \epsilon_{t'j} [\mathbf{S}_k]_{t,t'} \right),$$

has its mean given by

$$\beta_{jk}^{-1} \sigma^2 \sum_{t=2}^T [\mathbf{S}_k]_{t,t} = K(0) \beta_{jk}^{-1} \sigma^2 h^{-1} (1 + o_p(1)); \quad (\text{A.11})$$

and its second moment as

$$\begin{aligned} &\sigma^4 \sum_{j' \neq j} \beta_{j'k}^{-2} \sum_{t,t'=2}^T [\mathbf{S}_k]_{t,t'}^2 + \beta_{jk}^{-2} \mu_4 \sum_{t=2}^T [\mathbf{S}_k]_{t,t}^2 \\ &\quad + \beta_{jk}^{-2} \sigma^4 \sum_{t < t'} \{ [\mathbf{S}_k]_{t,t'}^2 + [\mathbf{S}_k]_{t',t}^2 + 2[\mathbf{S}_k]_{t,t'} [\mathbf{S}_k]_{t',t} + 2[\mathbf{S}_k]_{t,t} [\mathbf{S}_k]_{t',t'} \} \\ &= \sigma^4 \sum_{j' \neq j} \beta_{j'k}^{-2} \sum_{t,t'=2}^T [\mathbf{S}_k]_{t,t'}^2 + \beta_{jk}^{-2} (\mu_4 - \sigma^4) \sum_{t=2}^T [\mathbf{S}_k]_{t,t}^2 \\ &\quad + \beta_{jk}^{-2} \sigma^4 \sum_{t < t'} \{ [\mathbf{S}_k]_{t,t'}^2 + [\mathbf{S}_k]_{t',t}^2 + 2[\mathbf{S}_k]_{t,t'} [\mathbf{S}_k]_{t',t} \} + \beta_{jk}^{-2} \sigma^4 \left(\sum_{t=2}^T [\mathbf{S}_k]_{t,t} \right)^2. \end{aligned}$$

Thus its variance is such that

$$\left(4\beta_{jk}^{-2} + \sum_{j' \neq j} \beta_{j'k}^{-2} \right) \sigma^4 R(K) h^{-1} T^{-2} \sum_{l=1}^{T-1} (T-l) a_{l,k}. \quad (\text{A.12})$$

From (A.11) and (A.12), we could deduce that $\epsilon_j^\top \delta \beta_j$ has mean of $pK(0)\sigma^2 h^{-1}$ and variance

$$\begin{aligned} &\sigma^4 R(K) h^{-1} T^{-2} \sum_{k=1}^p \left\{ 4 + \sum_{j' \neq j} (\beta_{jk} / \beta_{j'k})^2 \right\} \sum_{l=1}^{T-1} (T-l) a_{k,l} \\ &\quad + \sigma^4 T^{-2} \sum_{k \neq k'} \left\{ 4 + \sum_{j' \neq j} (\beta_{jk} / \beta_{j'k})^2 \right\} \sum_{l=1}^{T-1} (T-l) b_{l,k,k'}. \end{aligned}$$

Under assumption [A4], the variance of $\epsilon_j^\top \delta \beta_j$ could be further simplified as

$$\sigma^4 R(K) h^{-1} \sum_{k=1}^p c_k \left\{ 4 + \sum_{j' \neq j} (\beta_{jk} / \beta_{j'k})^2 \right\}.$$

Now we deal with the fourth term in (A.10). As the k th element of $\boldsymbol{\epsilon}_j^\top \delta$ given by

$$\sum_{j'=1}^n \beta_{j'k}^{-1} \left(\sum_{t=2}^T \epsilon_{tj} \gamma_{tk}^\top \right) \mathbf{S}_k \boldsymbol{\epsilon}_{j'} = \sum_{j' \neq j} \beta_{j'k}^{-1} \left(\sum_{t,t'=2}^T \epsilon_{tj} \epsilon_{t'j'} [\mathbf{S}_k]_{t,t'} \right) + \beta_{jk}^{-1} \left(\sum_{t,t'=2}^T \epsilon_{tj} \epsilon_{t'j} [\mathbf{S}_k]_{t,t'} \right),$$

and the k' th element of $\mathbf{g}^\top \boldsymbol{\epsilon}_j$ given by $\sum_{t=1}^T \frac{x_{tk'}}{x_{1k'}} \epsilon_{tj}$, we have

$$\begin{aligned} \boldsymbol{\epsilon}_j^\top \delta (\mathbf{g}^\top \mathbf{g})^{-1} \mathbf{g}^\top \boldsymbol{\epsilon}_j &= \frac{1}{T} \sum_{k,k'=1}^p \sigma_{k,k'} \beta_{jk}^{-1} \left(\sum_{t=1}^T \frac{x_{tk'}}{x_{1k'}} \epsilon_{tj} \right) \left(\sum_{t,t'=2}^T \epsilon_{tj} \epsilon_{t'j} [\mathbf{S}_k]_{t,t'} \right) \\ &\quad + \frac{1}{T} \sum_{k,k'=1}^p \sigma_{k,k'} \left(\sum_{t=1}^T \frac{x_{tk'}}{x_{1k'}} \epsilon_{tj} \right) \sum_{j' \neq j} \beta_{j'k}^{-1} \left(\sum_{t,t'=2}^T \epsilon_{tj} \epsilon_{t'j'} [\mathbf{S}_k]_{t,t'} \right), \end{aligned}$$

which is of mean zero with its variance easily shown to be of order $O((Th)^{-1})$.

That $\boldsymbol{\epsilon}_j^\top \delta$ is the dominating term in the partition (A.6) of $\text{RSS}_{0,j} - \text{RSS}_{1,j}$, applies to any $j = 1, \dots, p$. To derive the asymptotics of $\lambda(H_0)$, we also need to consider the covariance between $\text{RSS}_{0,j} - \text{RSS}_{1,j}$ and $\text{RSS}_{0,\tilde{j}} - \text{RSS}_{1,\tilde{j}}$ ($j, \tilde{j} = 1, \dots, n$, $j \neq \tilde{j}$). This in turn equals to that between $\boldsymbol{\epsilon}_j^\top \delta \boldsymbol{\beta}_j$ and $\boldsymbol{\epsilon}_{\tilde{j}}^\top \delta \boldsymbol{\beta}_{\tilde{j}}$, which is easily seen to be given by

$$h^{-1} \sigma^4 R(K) T^{-2} \sum_{k=1}^p \sum_{l=1}^{T-1} (T-l) a_{l;k}.$$

The proof is thus complete. \square

Proof of Corollary 6.1 For backfitting estimation of additive models, Opsomer (2000) studied theoretical properties on general linear smoothers with independent observations. We now describe the extension of his results to our case, i.e. for any given $j = 1, \dots, n$, the estimation of $\{G_{jk}(\cdot), k = 1, \dots, p\}$ based on time series data $\{r_{tj}, t = 1, \dots, T\}$.

With linear smoother matrices such as the $T \times T$ matrices \mathbf{S}_k , $k = 1, \dots, p$ of (A.1), the backfitting estimates of the additive component functions evaluated at the observation points are by definition the solution to the following system of equations for the unknown vectors of fits $\mathbf{G}_{j1}, \dots, \mathbf{G}_{jp}$:

$$\begin{bmatrix} \mathbf{I} & \mathbf{S}_1 & \cdots & \mathbf{S}_1 \\ \mathbf{S}_2 & \mathbf{I} & \cdots & \mathbf{S}_2 \\ \vdots & \vdots & \ddots & \vdots \\ \mathbf{S}_p & \mathbf{S}_p & \cdots & \mathbf{I} \end{bmatrix} \begin{bmatrix} \mathbf{G}_{j1} \\ \mathbf{G}_{j2} \\ \vdots \\ \mathbf{G}_{jp} \end{bmatrix} = \begin{bmatrix} \mathbf{S}_1 \\ \mathbf{S}_2 \\ \vdots \\ \mathbf{S}_p \end{bmatrix} \mathbf{R}_j. \quad (\text{A.13})$$

Conceptually the solution could be written as

$$\begin{bmatrix} \hat{\mathbf{G}}_{j1} \\ \hat{\mathbf{G}}_{j2} \\ \vdots \\ \hat{\mathbf{G}}_{jp} \end{bmatrix} = \begin{bmatrix} \mathbf{I} & \mathbf{S}_1 & \cdots & \mathbf{S}_1 \\ \mathbf{S}_2 & \mathbf{I} & \cdots & \mathbf{S}_2 \\ \vdots & \vdots & \ddots & \vdots \\ \mathbf{S}_p & \mathbf{S}_p & \cdots & \mathbf{I} \end{bmatrix}^{-1} \begin{bmatrix} \mathbf{S}_1 \\ \mathbf{S}_2 \\ \vdots \\ \mathbf{S}_p \end{bmatrix} \mathbf{R}_j \equiv \mathbf{M}^{-1} \mathbf{C} \mathbf{R}_j, \quad (\text{A.14})$$

provided that \mathbf{M} is invertible. Write

$$\mathbf{W}_k = \mathbf{E}_k \mathbf{M}^{-1} \mathbf{C},$$

where \mathbf{E}_k is a partitioned matrix of dimension $T \times (Tp)$ with an $T \times T$ identity matrix as the k th block and zero matrices else where, so that $\hat{\mathbf{G}}_{jk} = \mathbf{W}_k \mathbf{R}_j$. According to Lemma 2.1 of Opsomer (2000), equation (A.13) solved through backfitting algorithm will converge to a unique solution if

$$\|\mathbf{S}_k \mathbf{W}_{[-k]}\| < 1 \quad (\text{A.15})$$

for some $k \in \{1, \dots, p\}$ and any matrix norm $\|\cdot\|$, where recall that $\mathbf{W}_{[-k]}$ has been defined preceding Corollary 6.1. As pointed out in Buja et al. (1989) and Opsomer (2000), a necessary condition for (A.15) to hold for any of the major smoothing techniques unless the smoother matrices are centered, i.e. \mathbf{S}_k replaced by its centered counterpart \mathbf{S}_k^* . In that case, the additive smoother with respect to the k th component function $G_{jk}(\cdot)$ is written as

$$\mathbf{W}_k = \mathbf{I} - (\mathbf{I} - \mathbf{S}_k^* \mathbf{W}_{[-k]})^{-1} (\mathbf{I} - \mathbf{S}_k^*) = (\mathbf{I} - \mathbf{S}_k^* \mathbf{W}_{[-k]})^{-1} \mathbf{S}_k^* (\mathbf{I} - \mathbf{W}_{[-k]}). \quad (\text{A.16})$$

The asymptotic bias and variance of $\hat{\mathbf{G}}_{jk}$, $j = 1, \dots, T$, $k = 1, \dots, P$ is then derived from (A.16) and that $\hat{\mathbf{G}}_{jk} = \mathbf{W}_k \mathbf{R}_j$; see Theorem 3.1 in Opsomer (2000) in the case of iid observations. Here we need to generalize these results to dependent sequences. The key intermediary step is, as in Opsomer and Ruppert (1997) and Opsomer (2000, pp. 178), to show that that

$$\begin{aligned} \mathbf{S}_k^* &= \mathbf{S}_k - \mathbf{1}_T \mathbf{1}_T^\top / T + o_p(\mathbf{1}_T \mathbf{1}_T^\top / T), \\ (\mathbf{I} - \mathbf{S}_k^* \mathbf{W}_{[-k]})^{-1} &= \mathbf{I} + O_p(\mathbf{1}_T \mathbf{1}_T^\top / T), \end{aligned}$$

uniformly over all elements of the matrices. This follows from results given in Yu (1994) on rates of convergence for empirical processes of stationary mixing. The rest of the proof are identical to that of Theorem 3.1 of Opsomer (2000). \square