

Orbital reconstruction in nonpolar tetravalent transition-metal oxide layers

Nikolay A. Bogdanov,¹ Vamshi M. Katukuri,¹ Judit Romhányi,¹ Viktor Yushankhai,^{2,1}

Vladislav Kataev,³ Bernd Büchner,^{3,4} Jeroen van den Brink,^{1,4} and Liviu Hozoi¹

¹*Institute for Theoretical Solid State Physics, IFW Dresden, Helmholtzstr. 20, 01069 Dresden, Germany*

²*Joint Institute for Nuclear Research, Joliot-Curie 6, 141980 Dubna, Russia*

³*Institute for Solid State Research, IFW Dresden, Helmholtzstr. 20, 01069 Dresden, Germany*

⁴*Department of Physics, Technical University Dresden, 01062 Dresden, Germany*

(Dated: October 27, 2014)

A promising route to tailoring the electronic properties of quantum materials and devices rests on the idea of orbital engineering in multilayered oxide heterostructures. Here we show that the interplay of interlayer charge imbalance and ligand distortions provides a knob for tuning the sequence of electronic levels even in intrinsically stacked oxides. We resolve in this regard the d -level structure of layered Sr_2IrO_4 by electron spin resonance. While canonical ligand-field theory predicts g_{\parallel} -factors < 2 for positive tetragonal distortions as present in Sr_2IrO_4 , the experiment indicates $g_{\parallel} > 2$. This implies that the iridium d levels are inverted with respect to their normal ordering. State-of-the-art electronic-structure calculations confirm the level switching in Sr_2IrO_4 , whereas we find them in Ba_2IrO_4 to be instead normally ordered. Given the nonpolar character of the metal-oxygen layers, our findings highlight the tetravalent transition-metal 214 oxides as ideal platforms to explore d -orbital reconstruction in the context of oxide electronics.

Their unique diversity of transport and magnetic properties endows transition-metal (TM) oxides with a long-term potential for applications in microelectronics and electrical engineering. Nowadays the search for new or superior properties goes beyond known bulk phases and includes oxide interfaces and stacked superlattices^{1,2}. As compared to the bulk material, at interfaces the modification of the nearby surroundings can significantly affect the valence electronic structure, in particular, the occupation of the d -shell levels¹⁻⁵. This is often referred to as orbital reconstruction³⁻⁵ and brings to the fore the most basic aspect in electronic-structure theory: how energy levels in quantum matter are formed and populated.

A variety of intrinsically stacked crystalline oxides is presently known. The high-temperature cuprate superconductors⁶, for example, fall in this category but also iridates of the type A_2IrO_4 ($\text{A}=\text{Sr}^{2+}$, Ba^{2+}) which closely resemble undoped cuprates, both structurally and magnetically⁷⁻¹¹. Sr_2IrO_4 has a rather simple crystalline structure displaying stacked, quasi two-dimensional (2D) IrO_2 and double SrO layers. We shall demonstrate that in this system the occupation of the valence d electronic levels differs from what is expected in textbook ligand-field theory due to electrostatics that involves both types of metal-oxygen sheets. In particular, we show that, as compared to the isostructural cuprate La_2CuO_4 , a different distribution of ionic charges between the TM- O_2 and A-O layers modify the sequence of energy levels within the t_{2g} and e_g manifolds and consequently very fundamental physical properties such as the magnetic g factors, which determine the relation between the magnetic moment and quantum number of a magnetic particle. Our findings are of direct relevance to the field of stacked oxide heterostructures and provide a guideline on how low-symmetry crystal fields at d -metal sites can be altered and potentially engineered through the appropriate design of successive ionic layers.

To show this we first use electron spin resonance (ESR) measurements to untangle the $5d$ -shell electronic structure of crystalline Sr_2IrO_4 , in particular, the exact order of the $\text{Ir } t_{2g}$ levels. The single $s = 1/2$ hole present in these t_{2g} orbitals carries an angular momentum $l_{\text{eff}} = 1$ and is subject to a large spin-orbit coupling (SOC), which in first approximation results in an effective Ir^{4+} moment, or pseudospin, $j_{\text{eff}} = l_{\text{eff}} - s \approx 1/2$ ^{7,12,13}. We compare the experimental properties of these pseudospins to the ones we have calculated by *ab initio* quantum chemistry methods. This combined approach, explored here on a strongly spin-orbit coupled material for the first time, provides direct access to the spatial anisotropies of the g factors and further to the detailed microscopic superexchange interactions. The ESR measurements and theory are found to agree on a quantitative level and moreover undoubtedly show that the d -level ordering in Sr_2IrO_4 is inverted with respect to the normal ordering in the sister iridate Ba_2IrO_4 or the isostructural 214 cuprate superconductors. The good agreement between the ESR data and the outcome of the computational methodology we describe and employ here establishes the latter as a reliable tool for the investigation of nontrivial electronic structures and magnetic couplings.

Results

Pseudospins and effective Hamiltonian. Mott-Hubbard physics in d -metal compounds has been traditionally associated with first-series ($3d$) TM oxides. However, recently, one more ingredient entered the TM-oxide “Mottness” paradigm – large SOC’s in $5d$ systems. SOC in $5d$ and to some extent $4d$ anisotropic oxides modifies the very nature of the correlation hole of an electron, by admixing the different t_{2g} components^{12,13}, changes the conditions for localization⁷, the criteria of Mottness and further gives rise to new types of magnetic ground states and excitations^{9,11}. While various mea-

measurements indicate that indeed spin-orbit-coupled $j_{\text{eff}} \approx 1/2$ states form in A_2IrO_4 ^{7,9,14}, it has been also pointed out that off-diagonal SOC's may mix into the ground state (GS) wave function substantial amounts of $t_{2g}^4 e_g^1$ character^{15–18}. Such $t_{2g}^5 - t_{2g}^4 e_g^1$ many-body interactions were shown to produce remarkable effects in x-ray absorption and x-ray magnetic circular dichroism (XMCD): the branching ratio between the L_3 and L_2 Ir $2p$ absorption edges reaches values as large as 4, nearly 50% higher than the 2.75 value for a “pure” $j_{\text{eff}} = 1/2$ system¹⁹. Additionally, low-symmetry noncubic fields produce sizable splittings of the $5d$ t_{2g} levels, in some cases close to or even larger than $\sim 1/2$ eV^{20–22}, and therefore admit the $j_{\text{eff}} = 1/2$ and $j_{\text{eff}} = 3/2$ t_{2g}^5 components^{13,15}. The structure of the spin-orbit GS depends on both the strength and sign of these splittings. Interestingly, the best fits of the x-ray absorption and XMCD data are achieved in Sr_2IrO_4 with a negative t_{2g} tetragonal splitting¹⁹, although the oxygen octahedra in this material display a distinct positive tetragonal distortion – the IrO_6 octahedra are substantially elongated²³ (a negative tetragonal splitting should occur when the IrO_6 octahedra are compressed^{13,24}, see Fig. 1). This is already a first indication of the level inversion that our ESR measurements and quantum chemistry calculations show to take place in Sr_2IrO_4 .

The interactions between a pair $\langle ij \rangle$ of nearest-neighbor (NN) $1/2$ pseudospins in the presence of an external magnetic field \mathbf{h} is given by the effective Hamiltonian

$$\mathcal{H}_{\text{eff}}^{ij} = J\tilde{\mathbf{S}}_i \cdot \tilde{\mathbf{S}}_j + \mathbf{D} \cdot \tilde{\mathbf{S}}_i \times \tilde{\mathbf{S}}_j + \tilde{\mathbf{S}}_i \cdot \bar{\mathbf{T}} \cdot \tilde{\mathbf{S}}_j + \mu_B \sum_{k=i,j} \mathbf{h} \cdot \bar{\mathbf{g}}_k \cdot \tilde{\mathbf{S}}_k, \quad (1)$$

where $\tilde{\mathbf{S}}_i, \tilde{\mathbf{S}}_j$ are pseudospin ($j_{\text{eff}} \approx 1/2$) operators, J is the isotropic Heisenberg exchange, $\mathbf{D} = (0, 0, D)$ defines the antisymmetric Dzyaloshinskii-Moriya (DM) coupling, $\bar{\mathbf{T}}$ is a symmetric traceless second-rank tensor describing the symmetric anisotropy and due to the staggered rotation of the IrO_6 octahedra the $\bar{\mathbf{g}}$ tensor splits for each of the two sites into uniform and staggered components $\bar{\mathbf{g}}_k^u \pm \bar{\mathbf{g}}_k^s$ (see, e.g., Refs. [16 and 25]). This effective spin Hamiltonian is of direct relevance to the interpretation of the ESR data.

ESR measurements. For a single crystal of Sr_2IrO_4 we observe antiferromagnetic resonance (AFR) modes in the sub-THz frequency domain²⁶ as displayed in Fig. 2. There are two modes if $\mathbf{h} \parallel z$: a gapless Goldstone mode $\nu_{\parallel 1} = 0$ and a gapped excitation

$$\nu_{\parallel 2}^2 = \Delta^2 + 2g_{\parallel}^2 h_{\parallel}^2 \tilde{J} / (2(J + \Gamma_{zz}) + \tilde{J}), \quad (2)$$

where $\Delta = \sqrt{2\tilde{J}(\tilde{J} - 2(J + \Gamma_{zz}))}$, $\tilde{J} = \sqrt{4D^2 + (2J - \Gamma_{zz})^2}$ and Γ_{zz} couples the \tilde{S}_i^z and \tilde{S}_j^z components (along the c axis, perpendicular to the ab -plane IrO_2 layers²³) in the third term of Eq. (1) (see Methods for details). Experimental results are shown for $\nu_{\parallel 2}$ in Fig. 2(a). The data comprise at $T \ll T_N = 240$ K

a group of overlapping resonances [Fig. 2(a), inset], possibly due to some distribution of internal fields in the sample. Though revealing some scatter, the $\nu_{\parallel 2}^2$ AFR data follow approximately a parabolic dependence on h and, most importantly, they lie substantially above the curve corresponding to the free-electron Landé factor $g_e = 2$ [dashed line in Fig. 2(a)]. The experimental dependence $\nu_{\parallel 2}^2(h^2)$ can be reasonably well modeled with g_{\parallel} values of 2.3–2.45. The solid line in Fig. 2(a) is obtained by using $g_{\parallel} = 2.31$, as derived from quantum chemistry calculations that will be discussed later on.

Sizable deviations to values larger than 2 of g_{\parallel} is clear indication of the presence of low-symmetry, non-cubic crystal fields. In the simplest approximation, i.e., restricting ourselves to the $\text{Ir}^{4+} t_{2g}^5$ manifold, the anisotropic g factors in axial noncubic environment can be expressed up to the sign as¹³ $g_{\parallel} = g_c = (2 + 2k)\cos^2\alpha - 2\sin^2\alpha$ and $g_{\perp} = g_a = g_b = 2\sin^2\alpha + 2\sqrt{2}k\cos\alpha\sin\alpha$, where k is a covalency reduction factor, $\alpha = (1/2)\arctan[2\sqrt{2}\lambda/(\lambda - 2\delta)]$ parameterizes the deviation from octahedral symmetry, λ is the SOC constant and δ the Ir t_{2g} splitting. A plot for the dependence of the diagonal g factors on the distortion parameter α is shown in the inset to Fig. 2(b). For simplicity, $k = 1$ is for the moment assumed but smaller values of k do not bring qualitative changes. In cubic symmetry $\delta = 0$, $\alpha_{\text{cub}} = 35.26^\circ$ and the g matrix is isotropic with $g_{\parallel} = g_{\perp} = 2$. According to standard textbooks on ligand-field theory²⁴, an elongation of the out-of-plane Ir-O bond induces a positive tetragonal splitting of the Ir t_{2g} levels, with $\delta > 0$ and $\alpha > \alpha_{\text{cub}}$, whereas a bond compression yields $\delta < 0$ and $\alpha < \alpha_{\text{cub}}$ (see Fig. 1). As in Sr_2IrO_4 the IrO_6 octahedra are substantially elongated in the z direction²³, the g factors are expected to correspond to the case of positive splitting $\alpha > \alpha_{\text{cub}}$, see the area to the right of the crossing point shown in the inset to Fig. 2(b).

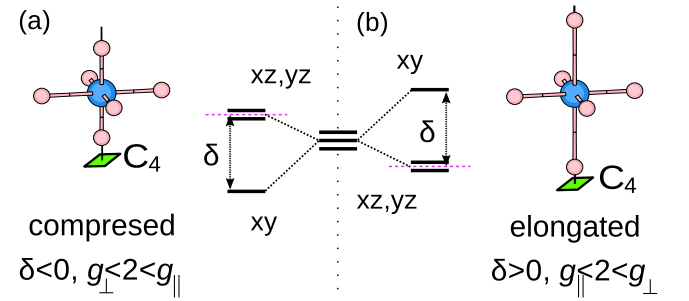


FIG. 1. TM t_{2g} splittings for tetragonal distortions of the oxygen octahedron sans SOC. (a) z -axis compression of the octahedron corresponds to a tetragonal splitting $\delta < 0$, causes an orbital singlet to be lowest in energy and the g factors to be ordered as $g_{\perp} < 2 < g_{\parallel}$. (b) Elongation of the octahedron ($\delta > 0$) causes an orbital doublet to be lowest in energy and the g factors to be ordered as $g_{\parallel} < 2 < g_{\perp}$. Purple dashed lines indicate the conventional zero level used to define the sign of δ .

It follows from the plot that $g_{\parallel} < 2$, which obviously contradicts our AFR data for $\mathbf{h} \parallel z$ [Fig. 2(a)]. The value $g_{\parallel} = 2.31$ used to draw the curve connecting the open circles in Fig. 2(a) in fact corresponds to $\alpha = 32.05^\circ < \alpha_{\text{cub}}$ [see the inset in Fig. 2(b)] and indicates that, despite the positive c -axis tetragonal distortion, a counterintuitive negative tetragonal splitting of the $5d$ t_{2g} levels is present in Sr_2IrO_4 .

It should be noted that there is no Goldstone mode for finite in-plane magnetic fields. The canting angle depends in this case both on the strength of the DM interaction and the applied field. The two modes are

$$\nu_{\perp 1}^2 = m^2 g_{\perp}^2 h_{\perp}^2 + m g_{\perp} h_{\perp} (-4J - \Gamma_{zz} + mJ') \quad (3)$$

and

$$\nu_{\perp 2}^2 = m^2 g_{\perp}^2 h_{\perp}^2 + m g_{\perp} h_{\perp} (-4J + 5\Gamma_{zz} + 3mJ') + (-4J + 2\Gamma_{zz} + 2mJ')(3\Gamma_{zz} + mJ'), \quad (4)$$

where $J' = -4D\sqrt{1 - m^2} + 2m(2J - \Gamma_{zz})$ and m is the in-plane ferromagnetic component of the effective moments. To first order in magnetic field, m can be expressed as

$$m = -\sqrt{\frac{\tilde{J} - 2J + \Gamma_{zz}}{2\tilde{J}}} - \frac{g_{\perp} h_{\perp}}{2\sqrt{6D^2 + (2J - \Gamma_{zz})^2}}, \quad (5)$$

which holds for weak fields where m remains small. The first term corresponds to the zero-field canting, arising from the DM interaction, while the second term shows how this canting evolves with increasing h_{\perp} . Plots based on Eqs. (3,4) and the quantum chemically derived interaction parameters (see below) are displayed in Fig. 2(b) together with ESR data.

Quantum chemistry calculations of g factors. Results of *ab initio* quantum chemistry calculations for the g factors in Sr_2IrO_4 and in the structurally related material Ba_2IrO_4 are listed in Table I. Our computational scheme follows the prescription of Bolvin²⁷ and Vancoillie *et al.*²⁸. It maps the matrix elements (ME's) of the *ab initio* Zeeman Hamiltonian $\mathcal{H}_Z = -\boldsymbol{\mu} \cdot \mathbf{h} = \mu_B(\mathbf{L} + g_e\mathbf{S}) \cdot \mathbf{h}$ onto the ME's of the effective pseudospin Hamiltonian $\mathcal{H}_S = \mu_B \mathbf{h} \cdot \tilde{\mathbf{g}} \cdot \tilde{\mathbf{S}}$, where $\boldsymbol{\mu}$, \mathbf{L} and \mathbf{S} are magnetic moment, angular-momentum and spin operators, respectively. The spin-orbit GS wave functions are computed either at the complete-active-space self-consistent-field (CASSCF) or multireference configuration-interaction (MRCI) level of theory²⁹, as described in Ref. [30] and using the MOLPRO quantum chemistry package³¹. All necessary angular-momentum ME's are calculated as well with MOLPRO (see Methods). In a first set of calculations, only the three t_{2g} orbitals at a given Ir site and five electrons were considered in the active space. The self-consistent-field optimization was carried out for the corresponding ${}^2T_{2g}(t_{2g}^5)$ state. We use here the more convenient notations associated to O_h symmetry, although the calculations were performed for the actual experimental geometry, with point-group symmetry lower than octahedral. Inclusion of SOC yields in

TABLE I. **g factors for Sr_2IrO_4 and Ba_2IrO_4 .** Results of many-body quantum chemistry calculations are shown. The left column displays the electron configurations entering the spin-orbit treatment. Only the high-spin sextet state is considered out of the $t_{2g}^3 e_g^2$ manifold. Final results are indicated in bold face.

States considered	CASSCF		MRCI	
	g_{\perp}	g_{\parallel}	g_{\perp}	g_{\parallel}
Sr_2IrO_4 ($\delta = -155$ meV):				
t_{2g}^5 (3 KD's)	1.67	2.25	1.60	2.35
$t_{2g}^5, t_{2g}^4 e_g^1, t_{2g}^3 e_g^2$ (27 KD's)	1.81	2.27	1.76	2.31
Ba_2IrO_4 ($\delta = 65$ meV):				
t_{2g}^5 (3 KD's)	2.00	1.61	2.01	1.60
$t_{2g}^5, t_{2g}^4 e_g^1, t_{2g}^3 e_g^2$ (27 KD's)	2.09	1.77	2.10	1.76

this case a set of three Kramers doublets (KD's), see Table I.

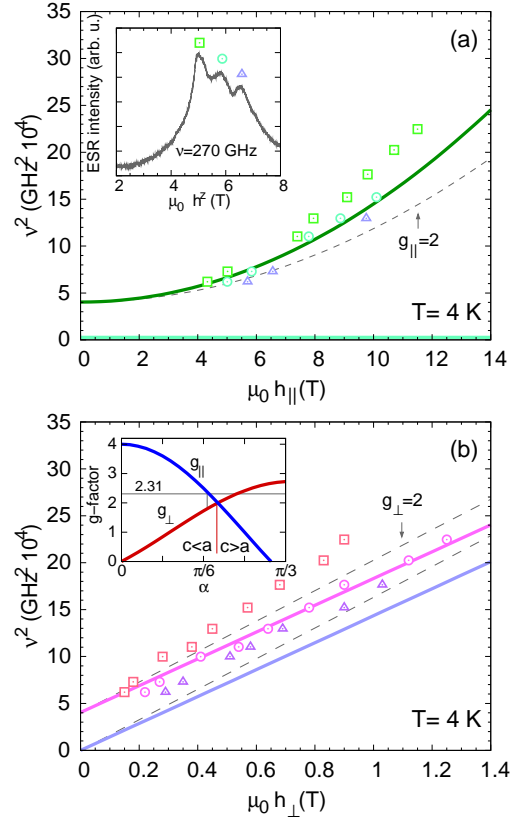


FIG. 2. **ESR data for Sr_2IrO_4 .** (a) Out-of-plane magnetic-field geometries; the insert shows a representative AFR spectrum. (b) In-plane magnetic fields; the insert demonstrates the g -factor anisotropy as function of the tetragonal distortion parameter α (see text). Symbols denote experimental data points — solid lines are theoretical curves using Eqs. (2,3,4) and the quantum chemically computed g factors $g_{\parallel} = 2.31$, $g_{\perp} = 1.76$ (see Table I); dashed lines are calculated assuming the isotropic g factors.

Subsequently we performed calculations with larger active spaces, including also the Ir e_g orbitals. One t_{2g}^5 ($^2T_{2g}$) plus four $t_{2g}^4 e_g^1$ ($^2A_{2g}$, $^2T_{1g}$, 2E_g , and $^2T_{2g}$) spin doublets, two spin quartets [$^4T_{1g}(t_{2g}^4 e_g^1)$ and $^4T_{2g}(t_{2g}^4 e_g^1)$] and one spin sextet [$^6A_{1g}(t_{2g}^3 e_g^2)$] entered here the spin-orbit treatment. The orbitals were optimized for an average of all these terms.

The effect of enlarging the active space to include $t_{2g}^4 e_g^1$ terms in the reference wave function is in the range of 10%, in line with earlier semi-empirical estimates for $4d^5$ and $5d^5$ systems^{15–18}. Most importantly, the calculations yield a negative tetragonal splitting of the Ir t_{2g} levels in Sr_2IrO_4 , $\delta = -155$ meV by MRCI, and positive t_{2g} splitting in Ba_2IrO_4 (see Table I and Methods). Similar signs, negative in Sr_2IrO_4 and positive in Ba_2IrO_4 , but much larger magnitudes (≈ 0.7 eV) are found for the computed Ir e_g splittings (not shown in Table I).

Taken together, the ESR and quantum chemistry results unequivocally point at an anomalous order of the split Ir $5d$ levels in Sr_2IrO_4 , related to the important role of the extended crystalline surroundings in generating low-symmetry fields that compete with “local” distortions of the ligand cage. Similar effects were found by *ab initio* calculations on the 214 layered rhodate Sr_2RhO_4 ³² and the 227 pyrochlore iridates²². In contrast, in Ba_2IrO_4 , the stretch of the apical Ir-O bonds is strong enough³³ to overcome the longer-range electrostatics, turning the tetragonal t_{2g} positive again, as discussed in more detail in the following. Consequently, the structure of the $\bar{\mathbf{g}}$ tensor in Ba_2IrO_4 is qualitatively different, with $g_\perp > 2$ and $g_\parallel < 2$ (see Table I), the ordering that one normally expects and encounters for elongated octahedra¹³.

Exchange couplings from quantum chemistry. To obtain *ab initio* quantum chemistry values for the inter-site effective magnetic couplings in Sr_2IrO_4 [see Eq. (1)], we carried out additional calculations on larger clusters that incorporate two $5d^5$ sites. The two-octahedra cluster has C_{2v} symmetry (see Fig. 3), which implies a diagonal form for $\bar{\mathbf{F}}$ and $\bar{\mathbf{g}}_i^u$ in equation (1) (see Methods). By one-to-one correspondence between the ME’s of the *ab*

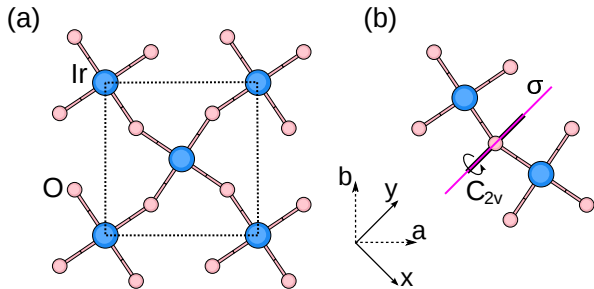


FIG. 3. **Planar IrO₂ network in Sr₂IrO₄.** (a) Coordination of the Ir site. Dashed lines show the boundaries of the crystallographic unit cell within a given IrO₂ layer. (b) The point-group symmetry of the [Ir₂O₁₁] block is C_{2v} ; associated symmetry elements are indicated in the figure.

TABLE II. **Nearest-neighbor magnetic couplings in Sr₂IrO₄.** Results of spin-orbit MRCI calculations on two-octahedra clusters are displayed (meV). $\Gamma_{xx} + \Gamma_{yy} + \Gamma_{zz} = 0$ since $\bar{\mathbf{F}}$ is traceless.

J	D	Γ_{xx}	Γ_{yy}	Γ_{zz}
47.8	± 11.9	0.42	-0.84	0.42

initio Hamiltonian

$$\mathcal{H}^{i,j} = \mathcal{H}_{\text{SR}}^{i,j} + \mathcal{H}_{\text{SO}}^{i,j} + \mathcal{H}_{\text{Z}}^{i,j} \quad (6)$$

and the ME’s of the effective spin Hamiltonian (1) in the basis of the lowest four spin-orbit states defining the magnetic spectrum of two NN octahedra, we can derive in addition to the g factors the strengths of the Heisenberg and anisotropic intersite couplings. In equation (6), $\mathcal{H}_{\text{SR}}^{i,j}$ is the scalar-relativistic Born-Oppenheimer Hamiltonian, $\mathcal{H}_{\text{SO}}^{i,j}$ describes spin-orbit interactions³⁰ and $\mathcal{H}_{\text{Z}}^{i,j}$ is the two-site Zeeman Hamiltonian.

Diagonalization of the spin Hamiltonian (1) provides the expected singlet $|\bar{s}\rangle$ and three (split) triplet components $|t_x\rangle$, $|t_y\rangle$ and $|t_z\rangle$. Due to the DM interaction, $|\bar{s}\rangle$ and $|t_z\rangle$ are admixtures of “pure” $|0,0\rangle$ and $|1,0\rangle$ spin functions. Our mapping procedure yields $J \approx 48$ meV, somewhat lower than J values of 55–60 meV derived from experiment^{9,34}, and a ratio between the DM and Heisenberg couplings $D/J = 0.25$, in agreement with estimates based on effective superexchange models^{12,35,36} and large enough to explain the nearly rigid rotation of magnetic moments that is observed when the IrO₆ octahedra revolve^{37,38}. *Ab initio* results for the NN anisotropic couplings $\bar{\mathbf{F}}$, also relevant for a detailed understanding of the magnetic properties of Sr_2IrO_4 , are shown as well in Table II. In our convention the x axis is taken along the Ir-Ir link, i.e., it coincides with the $\langle 110 \rangle$ crystallographic direction²³, and $z \parallel c$. We obtain $\Gamma_{xx} \approx \Gamma_{zz}$, which then allows to recast the Heisenberg and symmetric anisotropic terms in (1) as $(J - \Gamma_{yy}/2) \bar{\mathbf{S}}_i \cdot \bar{\mathbf{S}}_j + (3\Gamma_{yy}/2) \bar{S}_i^y \bar{S}_j^y$, with $\Gamma_{xx} = \Gamma_{zz} = -\Gamma_{yy}/2$. Equally interesting, for no rotation of the IrO₆ octahedra and straight Ir-O-Ir bonds in Ba_2IrO_4 , it is Γ_{yy} and Γ_{zz} which are approximately the same, providing a realization of the compass-Heisenberg model^{36,39} since the DM coupling is by symmetry 0 in that case.

The two-site magnetic Hamiltonian (1) features in-plane symmetric-anisotropy couplings Γ_{xx} and Γ_{yy} which were not considered in previous studies^{12,26}. In the presence of two-sublattice order, terms containing these couplings cancel each other in the mean-field energy but they are in general relevant for pseudospin fluctuations and excitations. Using spin-wave theory and effective parameters derived from the quantum chemistry calculations, we nicely reproduce the correct GS and character of the modes, as shown in Fig. 2. To reproduce the experimental zero-field gap, in particular, we used J , D and g -factor values as listed in Table II

and a somewhat larger Γ_{zz} parameter of 0.98 meV. To leading order, the dependence of $\nu_{\perp 1}^2$ and $\nu_{\perp 2}^2$ on h is linear, see Eqs. (3,4), and the slope is proportional to m . At low fields (≤ 1 T), m can be actually replaced with its field independent value²⁶. Using the MRCI coupling constants, the first term in equation (5) then yields a moment $m \approx 0.12\mu_B$, in good agreement with the experiment^{8,40}.

Discussion

The exact d -level order is of fundamental importance in TM oxides, dictating for instance the symmetry of the quasiparticle states in photoemission^{10,32,41}, the sign of the single-ion anisotropy⁴² and the nature of the magnetic ordering^{42,43}. In 214 iridates specifically, it determines the various isotropic as well as anisotropic contributions to the magnetic exchange couplings^{12,35,36,39}, the evolution of those magnetic interactions with strain⁴⁴ and/or pressure¹⁹ and most likely the nature of the intriguing transition to a nonmagnetic phase in Sr_2IrO_4 under high pressure¹⁹. Having established that in Sr_2IrO_4 the d levels are inverted and that in the closely related Ba_2IrO_4 they are not raises the question what actually drives the inversion. To address this, we performed an additional set of calculations, in which we change the charges around the reference IrO_6 octahedron. As a simple numerical experiment that preserves charge neutrality of the A_2IrO_4 system, we assigned the 4 NN iridium sites (in-plane, see Fig. 4) the charge $Q_{\text{TM}} - 2\Delta q$ and the 8 closest A-site cations (out of plane) the valence $Q_{\text{A}} + \Delta q$. In a fully ionic picture, Q_{TM} and Q_{A} are $4+$ and $2+$, respectively. However, since in our calculations the NN TM and A sites are not modeled as just formal point charges (see Methods) the actual valence states depart from their formal values, with larger “deviations” for Q_{TM} . The way we introduce Δq in the computations is therefore by appropriately modifying the nuclear charge at the respective site. For variable Δq , this interpolates linearly between nearby surroundings corresponding to $5d$ 214 layered perovskites (with $\Delta q=0$ and TM^{4+} , A^{2+} formal valence states) and their cuprate 214 equivalents (with $\Delta q=1$, $\text{TM}^{2+}/\text{A}^{3+}$ formal ionic charges and “normal” order of the TM t_{2g} and e_g levels⁴⁵).

As is illustrated in Fig. 4(a), increasing Δq amounts to moving positive charge from the IrO_2 plane to the adjacent A-O layers. The calculations show that upon moving charge in such a manner, the Ir t_{2g} splitting δ increases, see Fig. 4(b). In other words, this redistribution of charge counteracts the level inversion in Sr_2IrO_4 and further increases the already positive δ in Ba_2IrO_4 . In Sr_2IrO_4 the cubic-like $j_{\text{eff}}=1/2$ limit occurs for $\Delta q=0.22$. This effect can easily be understood: placing more positive charge out of the IrO_2 plane stabilizes the out-of-plane t_{2g} orbitals, corresponding to the (yz, zx) orbital doublet, and thus enhances δ . One can also do the opposite and drive Δq negative. In this case more positive charge piles up in the IrO_2 plane, which one expects to lower the energy of the xy orbital singlet, thus enhancing the level inversion

in Sr_2IrO_4 . This is indeed what happens, see Fig. 4b. What is more, driving Δq negative even causes a level inversion in Ba_2IrO_4 , when $\Delta q \lesssim -0.25$. It is interesting to note that the slope of the δ versus Δq lines in Sr_2IrO_4 is much steeper than in Ba_2IrO_4 , which is caused by the significantly smaller Ir–Ir distances in Sr_2IrO_4 .

From these test calculations it is clear that low-symmetry crystal fields associated to neighbors beyond the first ligand coordination shell – in particular, the highly charged Ir⁴⁺ NN’s – counteract the local tetragonal crystal field that is caused by the elongation of the IrO_6 octahedra in both Sr_2IrO_4 and Ba_2IrO_4 . In the case of Ba_2IrO_4 the local distortion is still strong enough to overcome these longer-range effects but in Sr_2IrO_4 , with a slightly smaller tetragonal distortion, the longer-range electrostatics wins, causing the observed level inversion.

While the role of the high ionic charge of in-plane ions has been earlier invoked in the tetravalent Ru oxide compound Ca_2RuO_4 ⁴³ and in mixed-valence manganites⁴⁶, we here explicitly prove it by combined ESR measurements and many-body *ab initio* calculations on structurally and chemically simpler systems in which additional complications arising from further distortions^{43,47} or the presence of multiple TM valence states⁴⁶ are excluded. A reversed order of the Ir t_{2g} levels in Sr_2IrO_4 has been also indirectly implied by fits of x-ray absorption¹⁹ and x-ray magnetic scattering^{37,48} spectra. As a more direct and more sensitive experimental technique to such details of the valence electronic structure and with back up from truly *ab initio* many-body calculations, ESR now provides irrefutable evidence for such physics. The numerical “experiment” outlined in Fig. 4 further shows that at the heart of this effect is not the intersite exchange, as assumed in Ref. 19, and not the t_{2g} - e_g orbital hybridization invoked in Ref. 48, but basic interlayer electrostatics.

We have, in sum, provided an integrated picture on the

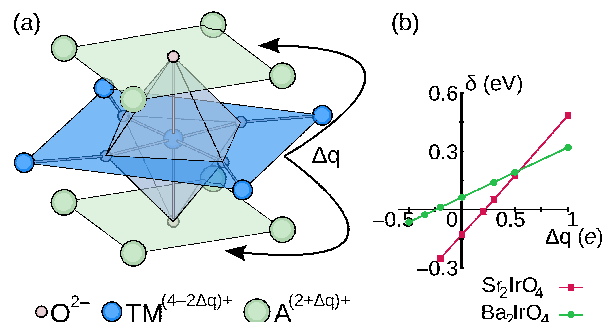


FIG. 4. **Effect of interlayer charge imbalance in A_2IrO_4 iridates.** (a) The nearby surroundings of TM sites in A_2TMO_4 layered perovskites. In test calculations one can assign the adjacent (in-plane) TM ions the formal charge $Q_{\text{TM}} - 2\Delta q$, which is compensated by assigning the NN A sites the charge $Q_{\text{A}} + \Delta q$. (b) Tetragonal crystal-field energy splitting between t_{2g} orbitals (δ) as a function of the charge redistribution Δq for Sr_2IrO_4 and Ba_2IrO_4 .

d -level structure and magnetic anisotropies in Sr_2IrO_4 , a prototype spin-orbit driven magnetic insulator. Both the single-site $\bar{\mathbf{g}}$ tensor and intersite effective exchange interactions are analyzed in detail. To access the latter, we build on an earlier computational scheme for deriving intersite matrix elements in mixed-valence spin-orbit coupled systems⁴⁹. While the ratio D/J of the anti-symmetric Dzyaloshinskii-Moriya and isotropic Heisenberg couplings is remarkably large in Sr_2IrO_4 and concurs with an in-plane rotation pattern of the Ir magnetic moments that follows nearly rigidly the staggered rotation of the IrO_6 octahedra^{37,38}, the most prominent symmetric anisotropic terms are according to the quantum chemistry data in-plane, perpendicular to the Ir-Ir links. The structure of the $\bar{\mathbf{g}}$ tensor, as measured by ESR and computed with first-principles electronic-structure methods, is such that $g_{\parallel} = g_c > g_{\perp} = g_a = g_b$ and distinctly indicates a negative tetragonal-like splitting of the Ir t_{2g} levels, in spite of sizable positive tetragonal distortions in Sr_2IrO_4 . We further observe that a much stronger tetragonal distortion in Ba_2IrO_4 renders the tetragonal d -level splitting positive and $g_{\parallel} < g_{\perp}$. The interesting situation arises that nevertheless the magnitude of the Ir t_{2g} splitting is largest in Sr_2IrO_4 . The d -level inversion in Sr_2IrO_4 and the surprisingly small splitting in Ba_2IrO_4 have to do with the way the positive ionic charge is distributed between adjacent Ir^{4+}O_2 and A^{2+}O layers, having in contrast to the 214 cuprate superconductors, for example, more positive charge in the TM-O planes. This almost compensates the “local” tetragonal field arising from the z -axis elongation of the IrO_6 octahedra in Ba_2IrO_4 and overcompensate it in Sr_2IrO_4 .

The subtle interplay between local distortions of the O ligand cage and additional uniaxial fields associated with the anisotropic extended surroundings opens new perspectives on strain⁴⁴ and pressure¹⁹ experiments in square-lattice iridates, for example, in connection to the spin-flop transition earlier predicted in Sr_2IrO_4 ^{12,36}. It also opens up the perspective of manipulating this way the d -level ordering in oxide heterostructures with highly charged, trivalent and tetravalent, species. Compounds with tetravalent species within the TM- O_2 layers, in particular, given the nonpolar character of the quasi 2D sheets, provide ideal playgrounds to explore the mechanism of d -level ordering pointed out here since that will not be hindered by “interface” charge redistribution and structural reconstruction occurring in polar heterostructures from polar discontinuities^{50,51}. A recent experimental realization of such mixed, tetravalent/divalent TM-oxide interfaces is for example the $\text{SrRuO}_3/\text{NiO}$ interface⁵², one system that requires in this respect closer theoretical examination.

Methods

Single-site magnetic properties. The g factors were obtained by computations on clusters which contain one central IrO_6 octahedron, the four NN IrO_6 octahedra and the nearby ten Sr ions. The solid-state surroundings were modeled as a large array of point charges fitted to reproduce the crystal Madelung field in the cluster

region. To obtain a clear picture on crystal-field effects and spin-orbit interactions at the central Ir site, we cut off the magnetic couplings with the adjacent Ir ions by replacing the tetravalent open-shell d^5 NN’s with tetravalent closed-shell $\text{Pt}^{4+} t_{2g}^6$ species. This is a usual procedure in quantum chemistry studies on TM systems, see, e.g., Refs. 42, 45, 53–56. We used energy-consistent relativistic pseudopotentials and valence basis sets of quadruple-zeta quality supplemented with f polarization functions for the central Ir ion⁵⁷ and all-electron triple-zeta basis sets for the six adjacent ligands⁵⁸. For the TM NN’s, we applied energy-consistent relativistic pseudopotentials and triple-zeta basis functions⁵⁷ along with minimal atomic-natural-orbital basis sets⁵⁹ for the O’s coordinating those TM sites but not shared with the central octahedron. The Sr and Ba species were modeled by divalent total-ion effective potentials supplemented with a single s function⁶⁰. All O $2p$ and metal t_{2g} electrons at the central octahedron were correlated in the MRCI calculations. The latter are performed with single and double substitutions with respect to the CASSCF reference (for technicalities, see Refs. 61 and 62), which is referred to as MR-CISD. To separate the metal $5d$ and O $2p$ valence orbitals into different groups, i.e., central-octahedron and adjacent-octahedra orbitals, we used the Pipek-Mezey localization module⁶³ available in MOLPRO. The computations with hypothetical $(Q_{\text{TM}} - 2\Delta q)$ and $(Q_{\text{A}} + \Delta q)$ ionic charges at the TM and Sr/Ba sites next to the reference Ir ion were carried out as frozen-orbital multideterminant calculations (also referred to as CASCI) with three Ir t_{2g} and five electrons in the active space and orbitals optimized for $\Delta q = 0$.

The spin-orbit treatment was performed according to the procedure described in Ref. 30. In a first step, the scalar relativistic Hamiltonian is used to calculate correlated wave functions for a finite number of low-lying states, either at the CASSCF or MRCI level. In a second step, the spin-orbit part is added to the initial scalar relativistic Hamiltonian, matrix elements of the aforementioned states are evaluated for this extended Hamiltonian and the resulting matrix is finally diagonalized to yield spin-orbit coupled wave functions.

The g factors were computed following the scheme proposed by Bolvin²⁷ and Vancoillie *et al.*²⁸ (for alternative formulations, see, e.g., Ref. 65). For the KD GS $\{\psi, \bar{\psi}\}$, the Abragam-Bleaney tensor^{13,66} $\mathbf{G} = \mathbf{g}\mathbf{g}^T$ can be written in matrix form as

$$G_{kl} = 2 \sum_{u,v=\psi,\bar{\psi}} \langle u | \hat{L}_k + g_e \hat{S}_k | v \rangle \langle v | \hat{L}_l + g_e \hat{S}_l | u \rangle \\ = \sum_{m=x,y,z} (\Lambda_{km} + g_e \Sigma_{km}) (\Lambda_{lm} + g_e \Sigma_{lm}), \quad (7)$$

TABLE III. **Ir t_{2g} splittings and g factors for Sr_2IrO_4 and Ba_2IrO_4 .** Results as obtained with the ORCA program⁶⁴ are shown. Only the ${}^2T_{2g}(t_{2g}^5)$ states were included in the CASSCF optimization and in the spin-orbit treatment.

	δt_{2g} (meV)	g_{\perp}	g_{\parallel}
Sr_2IrO_4 :			
CASSCF	−127	1.66	2.23
NEVPT2	−199	1.55	2.41
Ba_2IrO_4 :			
CASSCF	30	1.93	1.74
NEVPT2	70	2.01	1.58

TABLE IV. **Matrix elements of the *ab initio* spin-orbit Hamiltonian.** The latter is described by expression (6). Results of spin-orbit MRCI calculations are shown (meV). The two-site singlet and (split) triplet states are labeled $|\tilde{s}\rangle$ and $\{|t_x\rangle, |t_y\rangle, |\tilde{t}_z\rangle\}$, respectively. Due to the antisymmetric exchange, $|\tilde{s}\rangle$ and $|t_z\rangle$ are admixtures of “pure” $|0,0\rangle$ and $|1,0\rangle$ spin functions.

$\mathcal{H}^{i,j}$	$ \tilde{s}\rangle$	$ t_x\rangle$	$ t_y\rangle$	$ \tilde{t}_z\rangle$
$\langle\tilde{s} $	0	$0.2308i \mu_B h_y$	$-0.1768i \mu_B h_x$	0
$\langle t_x $	$-0.2308i \mu_B h_y$	48.3328	$2.3083i \mu_B h_z$	$-1.6854i \mu_B h_y$
$\langle t_y $	$0.1768i \mu_B h_x$	$-2.3083i \mu_B h_z$	48.9626	$1.6266i \mu_B h_x$
$\langle\tilde{t}_z $	0	$1.6854i \mu_B h_y$	$-1.6266i \mu_B h_x$	49.0630

TABLE V. **Matrix elements of the effective spin Hamiltonian.** The explicit form of the latter is given by (1); for additional notations we use here, see Table VI.

$\mathcal{H}_{\text{eff}}^{i,j}$	$ \tilde{s}\rangle$	$ t_x\rangle$	$ t_y\rangle$	$ \tilde{t}_z\rangle$
$\langle\tilde{s} $	0	$ih_y \frac{g_{yy} D - g_{xy} (\tilde{J}/2 + J_{x+y})}{\sqrt{\tilde{J}(\tilde{J}/2 + J_{x+y})}}$	$-ih_x \frac{g_{xx} D + g_{xy} (\tilde{J}/2 + J_{x+y})}{\sqrt{\tilde{J}(\tilde{J}/2 + J_{x+y})}}$	0
$\langle t_x $	$-ih_y \frac{(g_{yy} D - g_{xy} (\tilde{J}/2 + J_{x+y}))}{\sqrt{\tilde{J}(\tilde{J}/2 + J_{x+y})}}$	$\frac{1}{2} (\tilde{J}/2 + J_{x+y} - \Gamma_{x-y} + \Gamma_z)$	$-ig_{zz} h_z$	$-ih_y \frac{g_{yy} D + g_{xy} (\tilde{J}/2 - J_{x+y})}{\sqrt{\tilde{J}(\tilde{J}/2 - J_{x+y})}}$
$\langle t_y $	$ih_x \frac{g_{xx} D + g_{xy} (\tilde{J}/2 + J_{x+y})}{\sqrt{\tilde{J}(\tilde{J}/2 + J_{x+y})}}$	$ig_{zz} h_z$	$\frac{1}{2} (\tilde{J}/2 + J_{x+y} + \Gamma_{x-y} + \Gamma_z)$	$ih_x \frac{g_{xx} D - g_{xy} (\tilde{J}/2 - J_{x+y})}{\sqrt{\tilde{J}(\tilde{J}/2 - J_{x+y})}}$
$\langle\tilde{t}_z $	0	$ih_y \frac{g_{yy} D + g_{xy} (\tilde{J}/2 - J_{x+y})}{\sqrt{\tilde{J}(\tilde{J}/2 - J_{x+y})}}$	$-ih_x \frac{g_{xx} D - g_{xy} (\tilde{J}/2 - J_{x+y})}{\sqrt{\tilde{J}(\tilde{J}/2 - J_{x+y})}}$	$\tilde{J}/2$

where

$$\begin{aligned} \Lambda_{kx} &= 2\text{Re} \left[\langle \tilde{\psi} | \hat{L}_k | \psi \rangle \right], & \Sigma_{kx} &= 2\text{Re} \left[\langle \tilde{\psi} | \hat{S}_k | \psi \rangle \right], \\ \Lambda_{ky} &= 2\text{Im} \left[\langle \tilde{\psi} | \hat{L}_k | \psi \rangle \right], & \Sigma_{ky} &= 2\text{Im} \left[\langle \tilde{\psi} | \hat{S}_k | \psi \rangle \right], \\ \Lambda_{kz} &= 2\langle \psi | \hat{L}_k | \psi \rangle, & \Sigma_{kz} &= 2\langle \psi | \hat{S}_k | \psi \rangle. \end{aligned} \quad (8)$$

The ME's of \hat{L} are here provided by MOLPRO while those of \hat{S} are derived using the conventional expressions for the generalized Pauli matrices:

$$\begin{aligned} (\hat{S}_z)_{MM'} &= M \delta_{MM'}, \\ (\hat{S}_x)_{MM'} &= \frac{1}{2} \sqrt{(S+M)(S-M+1)} \delta_{M-1,M'} \\ &\quad + \frac{1}{2} \sqrt{(S-M)(S+M+1)} \delta_{M+1,M'}, \\ (\hat{S}_y)_{MM'} &= -\frac{i}{2} \sqrt{(S+M)(S-M+1)} \delta_{M-1,M'} \\ &\quad + \frac{i}{2} \sqrt{(S-M)(S+M+1)} \delta_{M+1,M'}. \end{aligned} \quad (9)$$

\mathbf{G} is next diagonalized and the g factors are obtained as the positive square roots of the three eigenvalues. The corresponding eigenvectors specify the rotation matrix to the main magnetic axes. In our case, the magnetic Z axis is along the crystallographic c coordinate, while X and Y are “degenerate” and can be any two perpendicular directions in the ab plane.

To cross-check the g -factor values computed with our subroutine, we further performed g -factor calculations using the module available within the ORCA quantum chemistry package⁶⁴. We applied all-electron DKH (Douglas-Kroll-Hess) basis sets of triple-zeta quality for the TM ions⁶⁷, triple-zeta basis functions for the ligands of the central octahedron⁵⁸ and double-zeta basis functions for additional O's at the NN octahedra⁵⁸. Dynamical correlation effects were accounted for by N -electron valence-state second-order perturbation theory (NEVPT2)^{68,69}. CASSCF and NEVPT2 results are listed in Table III, for both Sr_2IrO_4 and Ba_2IrO_4 . It is seen that the data in Tables I and III compare very well and indicate the same overall trends.

Superexchange interactions in Sr_2IrO_4 . NN magnetic coupling constants were obtained for Sr_2IrO_4 by calculations on an embedded cluster that includes two IrO_6 octahedra as magnetically active units. As for the calculation of single-site magnetic properties, to accurately describe the charge distribution in the immediate neighborhood, the adjacent IrO_6 octahedra (six) and the closest Sr^{2+} ions (16) were also incorporated in the actual cluster. We used energy-consistent relativistic pseudopotentials along with quadruple-zeta basis sets for the valence shells of the two magnetically active Ir ions⁵⁷, all-electron quintuple-zeta basis sets for the bridging ligand⁵⁸ and triple-zeta basis functions for the other O's associated with the two reference octahedra⁵⁸. We further employed polarization functions at the two central Ir sites and for the bridging anion, namely 2 Ir f and 4 O d functions^{57,58}. Additional ions defining the NN octahedra, the nearby Sr^{2+} species and the farther crystalline surroundings were modeled as in the single-site study, see above.

TABLE VI. **Notations used for anisotropic exchange coupling parameters in Sr_2IrO_4 .** The definitions on the left-hand side are applied in Table V. Other conventions presently employed in the literature are also shown for comparison.

	$J, \Gamma_{xx} = -\Gamma_{yy} - \Gamma_{zz}$ (present study)	J_x, J_y, J_z (Ref. 36)	$J, \delta J_{xy}, \delta J_z$ (x bond) (Refs. 12, 35, and 36)
J_{x+y}	$J - \Gamma_{zz}/2$	$(J_x + J_y)/2$	$J + \delta J_{xy}/2$
\tilde{J}	$2\sqrt{D^2 + J_{x+y}^2}$	$2\sqrt{D^2 + J_{x+y}^2}$	$2\sqrt{D^2 + J_{x+y}^2}$
Γ_{x-y}	$(\Gamma_{xx} - \Gamma_{yy})/2$	$(J_x - J_y)/2$	$\begin{cases} \delta J_{xy} & \text{for } \langle t_x \mathcal{H} t_x \rangle \\ 0 & \text{for } \langle t_y \mathcal{H} t_y \rangle \end{cases}$
Γ_z	$3/2 \Gamma_{zz}$	$J_z - J_{x+y}$	δJ_z

For two adjacent magnetic sites, the ${}^2T_{2g}(t_{2g}^5) \otimes {}^2T_{2g}(t_{2g}^5)$ man-

ifold entails nine singlet and nine triplet states. The CASSCF optimization was carried out for an average of these nine singlet and nine triplet eigenfunctions of the scalar relativistic Hamiltonian $\mathcal{H}_{\text{SR}}^{i,j}$. In the subsequent MRCI treatment, only the Ir t_{2g} and the O $2p$ electrons at the bridging ligand site were correlated. Results in good agreement with the experimental data were recently obtained with this computational approach for related $5d^5$ iridates^{21,70}.

Diagonalization of the Hamiltonian $\mathcal{H}_{\text{SR}}^{i,j} + \mathcal{H}_{\text{SO}}^{i,j}$ in the basis of the lowest nine singlet and nine triplet states provides a total of 36 spin-orbit-coupled $|j_{\text{eff}}^i, j_{\text{eff}}^j\rangle$ eigenfunctions, namely, four $|1/2, 1/2\rangle$, eight $|1/2, 3/2\rangle$, eight $|3/2, 1/2\rangle$ and sixteen $|3/2, 3/2\rangle$ states. In the simplest picture, the lowest four $|1/2, 1/2\rangle$ roots imply either singlet or triplet coupling of the spin-orbit $j_{\text{eff}} = 1/2$ (or, more generally, pseudospin $\tilde{S} = 1/2$) on-site objects and are separated from higher-lying states by a gap of $\gtrsim 0.5$ eV, much larger than the strength of the intersite exchange. It is this set of lowest four spin-orbit MRCI roots that we map onto the eigenstates of the effective two-site (pseudo)spin Hamiltonian (1). The Zeeman interaction shows up on the quantum chemistry side as $\mathcal{H}_Z^{i,j} = \mu_B (\hat{\mathbf{L}}^{i,j} + g_e \hat{\mathbf{S}}^{i,j}) \cdot \mathbf{h}$, where $\hat{\mathbf{L}}^{i,j}$ and $\hat{\mathbf{S}}^{i,j}$ are transformed to the spin-orbit-coupled basis using the spin-orbit wave functions as unitary transformation matrix. ME's of the *ab initio* model Hamiltonian $\mathcal{H}_{\text{SR}}^{i,j} + \mathcal{H}_{\text{SO}}^{i,j} + \mathcal{H}_Z^{i,j}$ are shown in Table IV. Diagonal components show the energies of the zero-field states, while the off-diagonal ME's describe the coupling to magnetic field.

For the experimentally determined crystal structure of Sr_2IrO_4 ²³, the two-octahedra $[\text{Ir}_2\text{O}_{11}]$ cluster displays C_{2v} symmetry. Having the x axis along the $\langle 110 \rangle$ crystallographic direction²³ and $z \parallel c$, the effective anisotropic couplings read $\mathbf{D} = (0, 0, D)$,

$$\bar{\mathbf{F}}^{(x)} = \begin{pmatrix} \Gamma_{xx} & 0 & 0 \\ 0 & \Gamma_{yy} & 0 \\ 0 & 0 & \Gamma_{zz} \end{pmatrix} \quad (10)$$

for Ir-Ir links along x and

$$\bar{\mathbf{F}}^{(y)} = \begin{pmatrix} \Gamma_{yy} & 0 & 0 \\ 0 & \Gamma_{xx} & 0 \\ 0 & 0 & \Gamma_{zz} \end{pmatrix} \quad (11)$$

for Ir-Ir links along y , with $\Gamma_{xx} + \Gamma_{yy} + \Gamma_{zz} = 0$. The uniform and staggered components of the $\bar{\mathbf{g}}$ tensor take for individual Ir sites the following form:

$$\bar{\mathbf{g}}_i = \bar{\mathbf{g}}_i^u \pm \bar{\mathbf{g}}_i^s = \begin{pmatrix} g_{xx} & 0 & 0 \\ 0 & g_{yy} & 0 \\ 0 & 0 & g_{zz} \end{pmatrix} \pm \begin{pmatrix} 0 & g_{xy} & 0 \\ g_{xy} & 0 & 0 \\ 0 & 0 & 0 \end{pmatrix}. \quad (12)$$

$g_{zz} = g_{\parallel}$ while g_{xx} and g_{yy} are directly related to g_{\perp} but not restricted to be equal due to the lower symmetry of the two-octahedra cluster as compared to the IrO_6 unit.

To solve now the actual problem, we need to transform the effective spin Hamiltonian (1) to the same form as the *ab initio* Hamiltonian shown in Table IV, i.e., diagonal in zero magnetic field. The result of such a transformation is shown in Table V. Direct correspondence between homologous ME's in the two arrays yields a set of eight independent equations that finally allow to derive hard values for all effective coupling constants that enter expression (1). While the results for the intersite exchange interactions in (1) and (10,11) are shown in Table II, the $\bar{\mathbf{g}}$ -tensor data obtained from the two-octahedra calculations are $g_{xx} = 1.64$, $g_{yy} = 1.70$, $g_{zz} = 2.31$, and $g_{xy} = 0.02$. The way the additional parameters introduced in Table V are defined is explained in Table VI. The intermediate steps followed to arrive to the matrix form provided in Table V are outlined in Supplementary Tables I–III and the Supplementary Methods.

Spin-wave calculations. For understanding all details of the ESR spectrum, we carried out a spin-wave analysis using the Hamiltonian (1) and a site-factorized variational GS wave function

$$|\Psi\rangle = \prod_{\text{u.c.}} |\psi_A\rangle |\psi_B\rangle, \quad (13)$$

where for each sublattice index $L \in \{A, B\}$,

$$|\psi_L\rangle = \cos \frac{\alpha_L}{2} |\uparrow\rangle + e^{i\varphi_L} \sin \frac{\alpha_L}{2} |\downarrow\rangle. \quad (14)$$

For the 2D unit cell displayed in Fig. 3(a), D_{2d} symmetry is considered.

The spin components of the GS configuration depend on the α_L and φ_L variational parameters as

$$S_L^x = \frac{1}{2} \sin \alpha_L \cos \varphi_L, \quad (15)$$

$$S_L^y = \frac{1}{2} \sin \alpha_L \sin \varphi_L, \quad (16)$$

$$S_L^z = \frac{1}{2} \cos \alpha_L. \quad (17)$$

For magnetic fields parallel to the c axis, the GS energy only depends on the parameters $\alpha_A = \alpha_B = \alpha$ and $\varphi_A - \varphi_B = \delta\varphi$. $\delta\varphi$ is the angle between neighboring in-plane spins and α describes how much the spins are tilted away from the c axis. For $\alpha = \pi/2$ the spins are lying within the ab plane, while $\alpha = 0$ corresponds to the fully polarized high-magnetic-field case. The GS energy

$$E_0 = (J + \Gamma_{zz}) \cos \alpha^2 - g_{\parallel} h_{\parallel} \cos \alpha + \left((J - \frac{1}{2} \Gamma_{zz}) \cos \delta\varphi - D \sin \delta\varphi \right) \sin \alpha^2 \quad (18)$$

is minimized when

$$\delta\varphi = -\arccos \frac{2J - \Gamma_{zz}}{\tilde{J}}, \quad (19)$$

$$\alpha = \arccos \frac{g_{\parallel} h_{\parallel}}{2J + 2\Gamma_{zz} + \tilde{J}}. \quad (20)$$

For zero field we find that $\alpha = 0$, the spins are confined to the ab plane (i.e., to the IrO_2 layer) and the angle $\delta\varphi$ is controlled by the strength of D . $\delta\varphi$ is not affected by fields along the c axis while α changes smoothly from $\pi/2$ to 0 with increasing the field strength.

The two magnons characteristic for spin-1/2 antiferromagnets are related to states orthogonal to $|\psi_A\rangle$ and $|\psi_B\rangle$. The 4×4 Hamiltonian defining these magnons can be derived by using the well known Holstein-Primakoff approach and diagonalized through a Bogoliubov transformation. For $h \parallel c$, the two spin-wave modes are the gapless $\nu_{\parallel 1} = 0$ Goldstone mode, corresponding to U(1) symmetry breaking, and the gapped mode given by (2). When the magnetic field lies in the ab plane, the z component of Ir spins remains zero (with $\alpha = \pi/2$) and the GS energy only depends on the $\delta\varphi$ angle:

$$E_0 = (J + \frac{\Gamma_{zz}}{2}) \cos \delta\varphi - g_x h_x \cos \frac{\delta\varphi}{2} - D \sin \delta\varphi. \quad (21)$$

For simplicity, we select x for the direction of the magnetic field. The result is, however, independent of how this choice is made as there is no anisotropy within the ab plane.

An infinitesimally small in-plane field fixes the direction of uniform magnetization as $m = -\cos \frac{\delta\varphi}{2}$. At finite field both modes thus become gapped. To determine the uniform magnetization m one needs to minimize Eq. (21), which to leading order in magnetic field leads to Eq. (5). The first term of Eq. (5) corresponds to the zero-field moment which arises due to the canting induced by the DM interaction. This ferromagnetic order-parameter is further enhanced in finite h_{\perp} field. As long as h_{\perp} is small Eq. (5) remains valid.

As discussed in the main text, in low fields, m can be approximated by its field independent value²⁶. Using the quantum chemically derived interaction parameters (see Table II), we then find $m \approx 0.12 \mu_B$, in good agreement with recent experiments^{8,40}. Yet the zero-field gap comes out too large as compared to experiment. A good fit can nevertheless be reached with J , D and g values as obtained in the MRCI treatment and by increasing Γ_{zz} from 0.42 to 0.98 meV.

Acknowledgments

We thank G. Jackeli, G. Khaliullin, P. Fulde, and H. Takagi for fruitful discussions. N.A.B. and L.H. acknowledge financial support from the Erasmus Mundus Programme of the European Union and the German Research Foundation (Deutsche Forschungsgemeinschaft, DFG), respectively. Experimental work was in part supported through the DFG project KA 1694/8-1.

Correspondence should be addressed to N.A.B. (email: n.bogdanov@ifw-dresden.de) or L.H. (email: l.hozoi@ifw-dresden.de).

Authors Contribution

V.K. conducted the ESR experiments. N.A.B. and V.M.K. carried out the *ab initio* quantum chemistry calculations and subsequent mapping of the *ab initio* data onto the effective spin Hamiltonian, with assistance from L.H., V.Y., J.R. and V.K. J.R. performed the spin-wave analysis. L.H., V.K., J.v.d.B. and B.B. designed the project. L.H., J.v.d.B., V.K., N.A.B., V.M.K. and J.R. wrote the paper, with contributions from all other coauthors.

- ¹ J. Heber, “Materials science: Enter the oxides,” *Nature* **459**, 28 (2009).
- ² J. Mannhart and D. G. Schlom, “Oxide interfaces – an opportunity for electronics,” *Science* **327**, 1607 (2010).
- ³ J. Chakhalian, J. W. Freeland, H.-U. Habermeier, G. Cristiani, G. Khaliullin, M. van Veenendaal, and B. Keimer, “Orbital reconstruction and covalent bonding at an oxide interface,” *Science* **318**, 1114 (2007).
- ⁴ E. Benckiser, M. W. Haverkort, S. Brück, E. Goering, S. Macke, A. Frañó, X. Yang, O. K. Andersen, G. Cristiani, H.-U. Habermeier, A. V. Boris, I. Zegkinoglou, P. Wochner, H.-J. Kim, V. Hinkov, and B. Keimer, “Orbital reflectometry of oxide heterostructures,” *Nature Materials* **10**, 189 (2011).
- ⁵ H. Y. Hwang, Y. Iwasa, M. Kawasaki, B. Keimer, N. Nagaosa, and Y. Tokura, “Emergent phenomena at oxide interfaces,” *Nature Materials* **11**, 103 (2012).
- ⁶ A. J. Leggett, “What DO we know about high T_c ?” *Nature Physics* **2**, 134–136 (2006).
- ⁷ B. J. Kim, H. Jin, S. J. Moon, J.-Y. Kim, B.-G. Park, C. S. Leem, J. Yu, T. W. Noh, C. Kim, S.-J. Oh, J.-H. Park, V. Durairaj, G. Cao, and E. Rotenberg, “Novel $J_{\text{eff}} = 1/2$ Mott state induced by relativistic spin-orbit coupling in Sr_2IrO_4 ,” *Phys. Rev. Lett.* **101**, 076402 (2008).
- ⁸ B. J. Kim, H. Ohsumi, T. Komesu, S. Sakai, T. Morita, H. Takagi, and T. Arima, “Phase-sensitive observation of a spin-orbital Mott state in Sr_2IrO_4 ,” *Science* **323**, 1329 (2009).
- ⁹ J. Kim, D. Casa, M. H. Upton, T. Gog, Y.-J. Kim, J. F. Mitchell, M. van Veenendaal, M. Daghofer, J. van den Brink, G. Khaliullin, and B. J. Kim, “Magnetic excitation spectra of Sr_2IrO_4 probed by resonant inelastic x-ray scattering: Establishing links to cuprate superconductors,” *Phys. Rev. Lett.* **108**, 177003 (2012).
- ¹⁰ Y. K. Kim, O. Krupin, J. D. Denlinger, A. Bostwick, E. Rotenberg, Q. Zhao, J. F. Mitchell, J. W. Allen, and B. J. Kim, “Fermi arcs in a doped pseudospin-1/2 Heisenberg antiferromagnet,” *Science* **345**, 187 (2014).
- ¹¹ J. Kim, M. Daghofer, A. H. Said, T. Gog, J. van den Brink, G. Khaliullin, and B. J. Kim, “Excitonic quasiparticles in a spin-orbit Mott insulator,” *Nat. Commun.* **5**, 4453 (2014).
- ¹² G. Jackeli and G. Khaliullin, “Mott insulators in the strong spin-orbit coupling limit: From Heisenberg to a quantum compass and Kitaev models,” *Phys. Rev. Lett.* **102**, 017205 (2009).
- ¹³ A. Abragam and B. Bleaney, *Electron Paramagnetic Resonance of Transition Ions* (Clarendon Press, Oxford, 1970).
- ¹⁴ S. Borseggia, R. Springell, H. C. Walker, H. M. Rønnow, Ch. Rüegg, H. Okabe, M. Isobe, R. S. Perry, S. P. Collins, and D. F. McMorrow, “Robustness of basal-plane antiferromagnetic order and the $J_{\text{eff}}=1/2$ state in single-layer iridate spin-orbit Mott insulators,” *Phys. Rev. Lett.* **110**, 117207 (2013).
- ¹⁵ J. H. M. Thornley, “The magnetic properties of $(\text{IrX}_6)^{2-}$ complexes,” *J. Phys. C (Proc. Phys. Soc.)* **1**, 1024 (1968).
- ¹⁶ N. J. Hill, “Electron paramagnetic resonance of osmium-doped trichlorotris (diethylphenylphosphine) rhodium (III),” *J. Chem. Soc., Faraday Trans. 2* **68**, 427–434 (1972).
- ¹⁷ B. Andlauer, J. Schneider, and W. Tolksdorf, “Optical absorption, fluorescence, and electron spin resonance of Ir^{4+} on octahedral sites in $\text{Y}_3\text{Ga}_5\text{O}_{12}$,” *Phys. Stat. Sol. B* **73**, 533 (1976).
- ¹⁸ A. Stebler, J. M. Ammeter, U. Fürholz, and A. Ludi, “Electronic properties of hexaaquaruthenium (III): EPR and optical spectra of $\text{Ru}(\text{H}_2\text{O})_6^{3+}$ in alum crystals,” *Inorg. Chem.* **23**, 2764 (1984).
- ¹⁹ D. Haskel, G. Fabbris, M. Zhernenkov, P. P. Kong, C. Jin, G. Cao, and M. van Veenendaal, “Pressure tuning of the spin-orbit coupled ground state in Sr_2IrO_4 ,” *Phys. Rev. Lett.* **109**, 027204 (2012).
- ²⁰ X. Liu, Vamshi M. Katukuri, L. Hozoi, Wei-Guo Yin, M. P. M. Dean, M. H. Upton, Jungho Kim, D. Casa, A. Said, T. Gog, T. F. Qi, G. Cao, A. M. Tsvelik, Jeroen van den Brink, and J. P. Hill, “Testing the validity of the strong spin-orbit-coupling limit for octahedrally coordinated iridate compounds in a model system $\text{Sr}_3\text{CuIrO}_6$,” *Phys. Rev. Lett.* **109**, 157401 (2012).
- ²¹ N. A. Bogdanov, V. M. Katukuri, H. Stoll, J. van den Brink, and L. Hozoi, “Post-perovskite CaIrO_3 : A $j = 1/2$ quasi-one-dimensional antiferromagnet,” *Phys. Rev. B* **85**, 235147 (2012).
- ²² L. Hozoi, H. Gretarsson, J. P. Clancy, B.-G. Jeon, B. Lee, K. H. Kim, V. Yushankhai, P. Fulde, D. Casa, T. Gog, J. Kim, A. H. Said, M. H. Upton, Y. J. Kim, and J. van den Brink, “Longer-range lattice anisotropy strongly competing with spin-orbit interactions in pyrochlore iridates,” *Phys. Rev. B* **89**, 115111 (2014).
- ²³ M. K. Crawford, M. A. Subramanian, R. L. Harlow, J. A. Fernandez-Baca, Z. R. Wang, and D. C. Johnston, “Structural and magnetic studies of Sr_2IrO_4 ,” *Phys. Rev. B* **49**, 9198 (1994).
- ²⁴ C. J. Ballhausen, *Introduction to Ligand Field Theory* (McGraw-Hill, New York, 1962).
- ²⁵ M. Oshikawa and I. Affleck, “Field-induced gap in $S = 1/2$ antiferromagnetic chains,” *Phys. Rev. Lett.* **79**, 2883 (1997).

- ²⁶ S. Bahr, A. Alfonsov, G. Jackeli, G. Khaliullin, A. Matsumoto, T. Takayama, H. Takagi, B. Büchner, and V. Kataev, “Low-energy magnetic excitations in the spin-orbital Mott insulator Sr_2IrO_4 ,” *Phys. Rev. B* **89**, 180401 (2014).
- ²⁷ H. Bolvin, “An alternative approach to the g -matrix: Theory and applications,” *ChemPhysChem* **7**, 1575 (2006).
- ²⁸ S. Vancoillie, P. Å. Malmqvist, and K. Pierloot, “Calculation of EPR g tensors for transition-metal complexes based on multiconfigurational perturbation theory (CASPT2),” *ChemPhysChem* **8**, 1803 (2007).
- ²⁹ T. Helgaker, P. Jørgensen, and J. Olsen, *Molecular Electronic-Structure Theory* (Wiley, Chichester, 2000).
- ³⁰ A. Berning, M. Schweizer, H.-J. Werner, P. J. Knowles, and P. Palmieri, “Spin-orbit matrix elements for internally contracted multireference configuration interaction wavefunctions,” *Mol. Phys.* **98**, 1823–1833 (2000).
- ³¹ H.-J. Werner, P. J. Knowles, G. Knizia, F. R. Manby, and M. Schütz, MOLPRO 2012, University of Cardiff, see <http://www.molpro.net>.
- ³² V. M. Katukuri, K. Roszeitis, V. Yushankhai, A. Mitrushchenkov, H. Stoll, M. van Veenendaal, P. Fulde, J. van den Brink, and L. Hozoi, “Electronic structure of low-dimensional $4d^5$ oxides: interplay of ligand distortions, overall lattice anisotropy, and spin-orbit interactions,” *Inorg. Chem.* **53**, 4833 (2014).
- ³³ H. Okabe, M. Isobe, E. Takayama-Muromachi, A. Koda, S. Takeshita, M. Hiraishi, M. Miyazaki, R. Kadono, Y. Miyake, and J. Akimitsu, “ Ba_2IrO_4 : A spin-orbit Mott insulating quasi-two-dimensional antiferromagnet,” *Phys. Rev. B* **83**, 155118 (2011).
- ³⁴ M. A. Subramanian, M. K. Crawford, R. L. Harlow, T. Ami, J. A. Fernandez-Baca, Z. R. Wang, and D. C. Johnston, “ Sr_2RhO_4 and Sr_2IrO_4 : Structural and magnetic studies of $4d$ and $5d$ transition metal analogs of La_2CuO_4 ,” *Physica C* **235-240**, 743 (1994).
- ³⁵ B. H. Kim, G. Khaliullin, and B. I. Min, “Magnetic couplings, optical spectra, and spin-orbit exciton in $5d$ electron Mott insulator Sr_2IrO_4 ,” *Phys. Rev. Lett.* **109**, 167205 (2012).
- ³⁶ N. B. Perkins, Y. Sizyuk, and P. Wölfe, “Interplay of many-body and single-particle interactions in iridates and rhodates,” *Phys. Rev. B* **89**, 035143 (2014).
- ³⁷ S. Boseggia, H. C. Walker, J. Vale, R. Springell, Z. Feng, R. S. Perry, M. Moretti Sala, H. M. Rønnow, S. P. Collins, and D. F. McMorrow, “Locking of iridium magnetic moments to the correlated rotation of oxygen octahedra in Sr_2IrO_4 revealed by x-ray resonant scattering,” *J. Phys.: Condens. Matter* **25**, 422202 (2013).
- ³⁸ F. Ye, S. Chi, B. C. Chakoumakos, J. A. Fernandez-Baca, T. Qi, and G. Cao, “Magnetic and crystal structures of Sr_2IrO_4 : A neutron diffraction study,” *Phys. Rev. B* **87**, 140406(R) (2013).
- ³⁹ V. M. Katukuri, V. Yushankhai, L. Siurakshina, J. van den Brink, L. Hozoi, and I. Rousochatzakis, “Mechanism of basal-plane antiferromagnetism in the spin-orbit driven iridate Ba_2IrO_4 ,” *Phys. Rev. X* **4**, 021051 (2014).
- ⁴⁰ G. Cao, J. Bolivar, S. McCall, J. E. Crow, and R. P. Guertin, “Weak ferromagnetism, metal-to-nonmetal transition, and negative differential resistivity in single-crystal Sr_2IrO_4 ,” *Phys. Rev. B* **57**, 11039(R) (1998).
- ⁴¹ B. J. Kim, J. Yu, H. Koh, I. Nagai, S. I. Ikeda, S.-J. Oh, and C. Kim, “Missing xy -band fermi surface in $4d$ transition-metal oxide Sr_2RhO_4 : Effect of the octahedra rotation on the electronic structure,” *Phys. Rev. Lett.* **97**, 106401 (2006).
- ⁴² N. A. Bogdanov, R. Maurice, I. Rousochatzakis, J. van den Brink, and L. Hozoi, “Magnetic state of pyrochlore $\text{Cd}_2\text{Os}_2\text{O}_7$ emerging from strong competition of ligand distortions and longer-range crystalline anisotropy,” *Phys. Rev. Lett.* **110**, 127206 (2013).
- ⁴³ Z. Fang, N. Nagaosa, and K. Terakura, “Orbital-dependent phase control in $\text{Ca}_{2-x}\text{Sr}_x\text{RuO}_4$ ($0 < x < 0.5$),” *Phys. Rev. B* **69**, 045116 (2004).
- ⁴⁴ A. Lupascu, J. P. Clancy, H. Gretarsson, Z. Nie, J. Nichols, J. Terzic, G. Cao, S. S. A. Seo, Z. Islam, M. H. Upton, J. Kim, A. H. Said, D. Casa, T. Gog, V. M. Katukuri, H. Stoll, L. Hozoi, J. van den Brink, and Y.-J. Kim, “Tuning magnetic coupling in Sr_2IrO_4 thin films with epitaxial strain,” *Phys. Rev. Lett.* **112**, 147201 (2014).
- ⁴⁵ L. Hozoi, L. Siurakshina, P. Fulde, and J. van den Brink, “*Ab initio* determination of Cu $3d$ orbital energies in layered copper oxides,” *Sci. Rep.* **1**, 65 (2011).
- ⁴⁶ H. Wu, C. F. Chang, O. Schumann, Z. Hu, J. C. Cezar, T. Burnus, N. Hollmann, N. B. Brookes, A. Tanaka, M. Braden, L. H. Tjeng, and D. I. Khomskii, “Orbital order in $\text{La}_{0.5}\text{Sr}_{1.5}\text{MnO}_4$: Beyond a common local Jahn-Teller picture,” *Phys. Rev. B* **84**, 155126 (2011).
- ⁴⁷ M. Braden, G. André, S. Nakatsuji, and Y. Maeno, “Crystal and magnetic structure of Ca_2RuO_4 : Magnetoelastic coupling and the metal-insulator transition,” *Phys. Rev. B* **58**, 847 (1998).
- ⁴⁸ S. Fujiyama, H. Ohsumi, K. Ohashi, D. Hirai, B. J. Kim, T. Arima, M. Takata, and H. Takagi, “Spin and orbital contributions to magnetically ordered moments in $5d$ layered perovskite Sr_2IrO_4 ,” *Phys. Rev. Lett.* **112**, 016405 (2014).
- ⁴⁹ H. Bolvin, “Theoretical determination of the excited states and of g -factors of the Creutz-Taube ion, $[(\text{NH}_3)_5\text{-Rupyrzine-Ru}-(\text{NH}_3)_5]^{5+}$,” *Inorg. Chem.* **46**, 417 (2007).
- ⁵⁰ A. Ohtomo and H. Y. Hwang, “A high-mobility electron gas at the $\text{LaAlO}_3/\text{SrTiO}_3$ heterointerface,” *Nature* **427**, 423 (2004).
- ⁵¹ G. Koster, A. Brinkman, H. Hilgenkamp, A. J. H. M. Rijnders, and D. H. A. Blank, “High- T_c superconducting thin films with composition control on a sub-unit cell level; the effect of the polar nature of the cuprates,” *J. Phys.: Condens. Matter* **20**, 264007 (2008).
- ⁵² Xingkun Ning, Zhanjie Wang, and Zhidong Zhang, “Exchange bias effect and large coercivity enhancement in $\text{SrRuO}_3/\text{NiO}$ multilayers,” *J. Phys. D: Appl. Phys.* **46**, 452001 (2013).
- ⁵³ C. de Graaf, C. Sousa, and R. Broer, “Ionization and excitation energies in CuCl and NiO within different embedding schemes,” *J. Mol. Struct. (Theochem)* **458**, 53 (1999).
- ⁵⁴ L. Hozoi, A. H. de Vries, A. B. van Oosten, R. Broer, J. Cabrero, and C. de Graaf, “Theoretical characterization of the ground and optically excited states of α' - NaV_2O_5 ,” *Phys. Rev. Lett.* **89**, 076407 (2002).
- ⁵⁵ A. Domingo, A. Rodríguez-Fortea, M. Swart, C. de Graaf, and R. Broer, “*Ab initio* absorption spectrum of NiO combining molecular dynamics with the embedded cluster approach in a discrete reaction field,” *Phys. Rev. B* **85**, 155143 (2012).
- ⁵⁶ R. Maurice, P. Verma, J. M. Zadrozny, S. Luo, J. Borycz, J. R. Long, Donald G. Truhlar, and L. Gagliardi, “Single-ion magnetic anisotropy and isotropic magnetic couplings in the metal-organic framework $\text{Fe}_2(\text{dobdc})$,” *Inorg. Chem.*

- 52**, 9379 (2013).
- ⁵⁷ D. Figgen, K. A. Peterson, M. Dolg, and H. Stoll, “Energy-consistent pseudopotentials and correlation consistent basis sets for the 5*d* elements Hf–Pt,” *J. Chem. Phys.* **130**, 164108 (2009).
- ⁵⁸ T. H. Dunning, “Gaussian basis sets for use in correlated molecular calculations. I. the atoms boron through neon and hydrogen,” *J. Chem. Phys.* **90**, 1007 (1989).
- ⁵⁹ K. Pierloot, B. Dumez, P.-O. Widmark, and B. Roos, “Density matrix averaged atomic natural orbital (ANO) basis sets for correlated molecular wave functions,” *Theor. Chim. Acta* **90**, 87 (1995).
- ⁶⁰ P. Fuentealba, L. von Szentpaly, H. Preuss, and H. Stoll, “Pseudopotential calculations for alkaline-earth atoms,” *J. Phys. B* **18**, 1287 (1985).
- ⁶¹ H.-J. Werner and P. J. Knowles, “An efficient internally contracted multiconfiguration-reference configuration interaction method,” *J. Chem. Phys.* **89**, 5803 (1988).
- ⁶² P. J. Knowles and H.-J. Werner, “Internally contracted multiconfiguration-reference configuration interaction calculations for excited states,” *Theor. Chim. Acta* **84**, 95 (1992).
- ⁶³ J. Pipek and P. G. Mezey, “A fast intrinsic localization procedure applicable for *ab initio* and semiempirical linear combination of atomic orbital wave functions,” *J. Chem. Phys.* **90**, 4916 (1989).
- ⁶⁴ Frank Neese, “The ORCA program system,” *Wiley Interdiscip. Rev. Comput. Mol. Sci.* **2**, 73–78 (2012).
- ⁶⁵ L. F. Chibotaru and L. Ungur, “*Ab initio* calculation of anisotropic magnetic properties of complexes. I. unique definition of pseudospin hamiltonians and their derivation,” *J. Chem. Phys.* **137**, 064112 (2012).
- ⁶⁶ M. Gerloch and R. F. McMeeking, “Paramagnetic properties of unsymmetrical transition-metal complexes,” *J. Chem. Soc., Dalton Trans.*, 2443 (1975).
- ⁶⁷ D. A. Pantazis, X. Y. Chen, C. R. Landis, and F. Neese, “All-electron scalar relativistic basis sets for third-row transition metal atoms,” *J. Chem. Theory Comput.* **4**, 908 (2008).
- ⁶⁸ C. Angeli, R. Cimiraglia, and J.-P. Malrieu, “N-electron valence state perturbation theory: a fast implementation of the strongly contracted variant,” *Chem. Phys. Lett.* **350**, 297 (2001).
- ⁶⁹ I. Schapiro, K. Sivalingam, and F. Neese, “Assessment of n-electron valence state perturbation theory for vertical excitation energies,” *J. Chem. Theory Comput.* **9**, 3567 (2013).
- ⁷⁰ V. M. Katukuri, S. Nishimoto, V. Yushankhai, A. Stoyanova, H. Kandpal, S. K. Choi, R. Coldea, I. Rousochatzakis, L. Hozoi, and J. van den Brink, “Kitaev interactions between $j = 1/2$ moments in honeycomb Na_2IrO_3 are large and ferromagnetic: insights from *ab initio* quantum chemistry calculations,” *New J. Phys.* **16**, 013056 (2014).