

Metal-Insulator Transition of Solid Hydrogen by the Antisymmetric Shadow Wave Function

Francesco Calcavecchia

LPMMC, UMR 5493 - Boite Postale 166, F-38042 Grenoble, France

Thomas D. Kühne

*Dynamics of Condensed Matter, Department of Chemistry,
University of Paderborn, Warburger Str. 100, D-33098 Paderborn, Germany and
Paderborn Center for Parallel Computing and Institute for Lightweight Design,
Department of Chemistry, University of Paderborn,
Warburger Str. 100, D-33098 Paderborn, Germany
(Dated: March 20, 2024)*

We present an improved shadow wave function approach to quantum Monte Carlo for large-scale fermionic systems. It is based on employing the antisymmetric shadow wave function in conjunction with the Gaussian determinant method to reduce the variance and an enhanced stochastic reconfiguration scheme to efficiently optimize the trial wave function, as well as refined twist averaged boundary conditions and periodic coordinates techniques. The predictive power of this approach is demonstrated by revisiting the pressure-induced metal-insulator-transition of solid hydrogen. It is found that the ameliorated accuracy of the antisymmetric shadow wave function results in a significantly increased transition pressure.

I. INTRODUCTION

In 1935 Wigner and Huntington theoretically predicted that solid molecular hydrogen dissociates at high pressure to become an atomic solid that is metallic [1]. Because of its relevance to astrophysics [2], but in particular due to the possible existence of a metallic liquid ground state [3] and high- T_c superconductivity [4], the importance to grasp metallic hydrogen can hardly be overstated [5, 6]. Due to the fact that it is still not possible to reach the static compression (> 450 GPa) required to dissociate solid hydrogen, recently alternative routes to metallic hydrogen, though at lower pressure have been proposed [7]. On the one hand, the negative slope of the melting line [8] immediately suggests the possibility of producing liquid metallic hydrogen at reduced pressure, when exposed to finite temperature [9–12]. On the other hand, due to the persistence of the molecular phase, it has been predicted that metallization through bandgap closure may be possible even in the paired state [13, 14], which would be very consequential since it facilitates potential high- T_c superconductivity in molecular metallic hydrogen [15, 16]. However, computational studies recently demonstrated that even though the pairing structure is indeed persistent over the whole pressure range of Phase III, it is more importantly throughout insulating [17–20]. This is to say that metallization due to dissociation into atomic solid hydrogen may precede eventual bandgap closure.

Therefore, in this paper, we theoretically investigate the molecular-atomic metal-insulator transition in solid hydrogen. But, due to the small energy differences between the various phases of high-pressure hydrogen, instead of the effective single-particle density functional theory (DFT) [21, 22], the more accurate Quantum Monte Carlo (QMC) method is employed here [23–26].

The remainder of the paper is organized as follows. In section II we outline the variational Monte Carlo method and introduce the shadow wave function formalism, as well as its antisymmetric variant. Section III contains the computational details, whereas in section IV we describe our implementation for extended systems. The eventual results are discussed in section V. The last section is devoted to the conclusions.

II. VARIATIONAL MONTE CARLO

Variational Monte Carlo (VMC) [27], is a stochastic QMC method that permits to approximately solve the many-body Schrödinger equation. The main concepts underlying VMC are the application of the Rayleigh-Ritz variational principle and importance sampled Monte Carlo (MC) to efficiently evaluate high-dimensional integrals, which are required to compute many different expectation values such as the total energy [28, 29]. However, in contrast to quantum-chemical electronic structure methods [30], where the computational complexity grows rapidly with the number of electrons N , the formal scaling of QMC schemes is similar to those of effective single-particle theories such as Hartree-Fock (HF) or DFT [31]. Furthermore, as many-body correlation effects are explicitly taken into account by a prescribed trial wave function (WF), VMC is throughout more accurate than typical mean-field techniques and allows to treat even strongly correlated systems.

Nevertheless, since the exact WF of the electronic ground state is per definition unknown, it is approximated by a trial WF $\psi_T(R, \alpha)$, where $R \equiv (\mathbf{r}_1, \mathbf{r}_2, \dots, \mathbf{r}_N)$ are the particle coordinates. The variational parameters $\alpha \equiv (\alpha_i)_{i=1, \dots, n}$, which corresponds

to the lowest variational energy

$$E = \frac{\int dR \psi_T^*(R, \alpha) H \psi_T(R, \alpha)}{\int dR \psi_T^*(R, \alpha) \psi_T(R, \alpha)}, \quad (1)$$

represents the best possible approximation of the electronic ground state within the given trial WF $\psi_T(R, \alpha)$, while H is the systems Hamiltonian. Therefore, the accuracy of a VMC simulation depends critically on how well the particular trial WF mimics the exact ground state WF.

For the purpose to efficiently evaluate the high-dimensional integral of Eq. (1), it is convenient to rewrite it as

$$E = \frac{\int dR |\psi_T(R, \alpha)|^2 \frac{H \psi_T(R, \alpha)}{\psi_T(R, \alpha)}}{\int dR |\psi_T(R, \alpha)|^2}. \quad (2)$$

This facilitates to compute E using the MC method by sampling M points from the probability density function

$$\rho(R) = \frac{|\psi_T(R, \alpha)|^2}{\int dR |\psi_T(R, \alpha)|^2}. \quad (3)$$

Employing the M(RT)² algorithm (also known as the Metropolis algorithm) [32], the variational energy can be estimated as

$$E \simeq \frac{1}{M} \sum_{i=1}^M E_{\text{loc}}(R_i), \quad (4)$$

where

$$E_{\text{loc}}(R) \equiv \frac{H \psi_T(R, \alpha)}{\psi_T(R, \alpha)} \quad (5)$$

is the so-called local energy.

Even though appending a simple Jastrow correlation function to the trial WF enables to recover most of the dynamic correlation effects [33], we are considering the shadow wave function (SWF) of Kalos and coworkers [34, 35], as our trial WF. Its main advantage is that it allows to accurately describe all possible condensed phases (gas, liquid and solid) and even phase coexistence within the same functional form [36]. Hence, it is for example possible to simulate a solid without *a priori* knowledge of its crystal structure, which instead emerges from the calculation itself. In addition, it even admits to compute inhomogeneous systems [37–39]. Moreover, the SWF has additional advantageous properties, such as for instance that many-body correlations are taken into account and that it obeys a strong similitude with the exact ground state WF [40].

A. Shadow Wave Function

The SWF formalism allows to systematically improve an arbitrary trial WF ψ_T by applying the imaginary-time propagator $e^{-\tau H}$ that projects $\psi_T \not\propto \psi_{\text{GS}}$ onto the

ground state WF ψ_{GS} . In order to demonstrate this, let us decompose the trial WF into

$$\psi_T = \sum_{n=0}^{+\infty} c_n \phi_n, \quad (6)$$

where ϕ_n are the eigenfunctions of the Schrödinger equation and c_n the corresponding expansion coefficients. Employing the imaginary-time propagator onto ψ_T , we obtain

$$e^{-\tau H} \psi_T = \sum_{n=0}^{+\infty} c_n e^{-\tau E_n} \phi_n. \quad (7)$$

The projector $e^{-\tau H}$ implies that all excited components are exponentially decaying [41], so that eventually the ground state energy E_0 is projected out, i.e.

$$\lim_{\tau \rightarrow \infty} e^{-\tau H} \psi_T = \lim_{\tau \rightarrow \infty} \sum_{n=0}^{+\infty} c_n e^{-\tau E_n} \phi_n \propto \phi_0. \quad (8)$$

From this it follows that $\psi_T(R)$, where $R \equiv (\mathbf{r}_1, \mathbf{r}_2, \dots, \mathbf{r}_N)$ are the particles coordinates, can be systematically improved by

$$e^{-\tau H} \psi_T(R) = \langle R | e^{-\tau H} | \psi_T \rangle \quad (9a)$$

$$= \int dS \langle R | e^{-\tau H} | S \rangle \langle S | \psi_T \rangle, \quad (9b)$$

where we have introduced an integral over a complete set of Dirac deltas $|S\rangle$ and omitted the inessential normalization factor. Assuming that $\tau \ll 1$, we now use the Trotter formula to approximate

$$e^{-\tau(K+V)} \sim e^{-\frac{\tau}{2}V} e^{-\tau K} e^{-\frac{\tau}{2}V}, \quad (10)$$

where K and V are the operators corresponding to the kinetic and potential energies, respectively [42]. Using the identity

$$\langle x | e^{-\tau K} | y \rangle = \frac{e^{-\frac{(x-y)^2}{4\tau}}}{a}, \quad (11)$$

where a is a normalization factor, the eventual expression for the improved trial WF reads as

$$e^{-\tau H} \psi_T(R) = e^{-\frac{\tau}{2}V(R)} \int dS e^{-\frac{\tau}{2}V(S)} e^{-\frac{(R-S)^2}{4\tau}} \langle S | \psi_T \rangle. \quad (12)$$

Yet, throughout our derivation we have assumed that $\tau \ll 1$, which causes that the imaginary-time propagation is rather short and the trial WF only slightly improved. In order to elongate the propagation in imaginary-time and to solve the Schrödinger equation exactly, the described procedure needs to be applied repeatedly, which eventually results in a formalism rather similar to the path-integral approach [43, 44]. However, there is no explicit importance sampling in path-integral MC methods

[45]. Hence, following our original objective to find an improved and computational efficient trial WF, we rather truncate the projection after one step and refine the obtained functional form variationally. In other words, instead of approaching the limit $\tau \rightarrow 0$, we substitute τ by a variational parameter C in the gaussian term. Furthermore, we interpret the exponential $e^{-V(R)}$ as the Jastrow correlation factor $J_p(R)$ for the protons and likewise $e^{-V(S)}$ as the corresponding two-body correlation term $J_s(S)$ for the shadows. The equality $\langle S | \psi_T \rangle = \psi_T(S)$ entails that the original trial WF has to be evaluated on the shadow coordinates $S \equiv (\mathbf{s}_1, \mathbf{s}_2, \dots, \mathbf{s}_N)$. The latter is particularly important for the term that determines the symmetry of the SWF, which corresponds to a product of orbitals for a bosonic and a Slater-Determinant (SD) for a fermionic system, respectively [46]. As a consequence, any trial WF ψ_T can be systematically improved by shadow formalism. The resulting SWF for a bosonic system then reads as

$$\psi_{\text{SWF}}(R) = J_p(R) \int dS e^{-C \sum_{i=1}^N (\mathbf{r}_i - \mathbf{s}_i)^2} J_s(S) \psi_T(S), \quad (13)$$

where $\exp\left(-C \sum_{i=1}^N (\mathbf{r}_i - \mathbf{s}_i)^2\right) = \Xi_{es}$ is the kernel that connects the electronic coordinates with the associated shadows by means of a gaussian term. From the discussion above it is apparent that the SWF can also be thought of as an one-step variational path-integral [47].

B. Shadow Wave Function for Fermionic Systems

Since electrons are spin-1/2 fermions, Fermi-Dirac statistics dictates that the WF must obey the antisymmetry requirement to comply with the Pauli exclusion principle. Thus, a fermionic version of the SWF requires dealing with antisymmetric functions whose nodes are inherently unknown and that are changing its sign upon interchanging any two like-spin particles.

The most natural way to devise an antisymmetrized SWF is to introduce a SD for each of the spins as a function of S , i.e. $\det(\phi_\alpha(\mathbf{s}_\beta^\uparrow))$ and $\det(\phi_\alpha(\mathbf{s}_\beta^\downarrow))$, where ϕ_α are single-particle orbitals that are typically determined by mean-field theories, such as HF or DFT. This results in the so-called Fermionic Shadow Wave Function (FSWF)

$$\psi_{\text{FSWF}}(R) = J_{ee}(R) J_{ep}(R, Q) \int dS e^{-C(R-S)^2} J_{se}(S, R) \times J_{sp}(S, Q) \det(\phi_\alpha(\mathbf{s}_\beta^\uparrow)) \det(\phi_\alpha(\mathbf{s}_\beta^\downarrow)), \quad (14)$$

where α and β are the row and column indexes of the SDs for the spin-up and spin-down electrons, $J_{se}(S, R)$ the electron-shadow and $J_{sp}(S, Q)$ the shadow-proton Jastrow correlation factor [40, 48–50], while $Q \equiv (\mathbf{q}_1, \mathbf{q}_2, \dots, \mathbf{q}_M)$ are the coordinates of all M protons. However, the FSWF is plagued by a sign problem [49–51], which differs from the infamous fermion sign problem of projection QMC methods such as Green's function or

diffusion MC [52, 53], but limits its applicability to relatively small systems.

A simple *ansatz* to circumvent the sign problem is the Antisymmetric Shadow Wave Function (ASWF)

$$\psi_{\text{ASWF}}(R) = J_{ee}(R) J_{ep}(R, Q) \det(\phi_\alpha(\mathbf{r}_\beta^\uparrow)) \det(\phi_\alpha(\mathbf{r}_\beta^\downarrow)) \times \int dS e^{-C(R-S)^2} J_{se}(S, R) J_{sp}(S, Q), \quad (15)$$

where $\det(\phi_\alpha(\mathbf{r}_\beta^\uparrow))$ and $\det(\phi_\alpha(\mathbf{r}_\beta^\downarrow))$ are SDs as a function of the electronic coordinates [54]. Even though the ASWF already includes many-body correlation effects of any order, the FSWF is superior since it accounts not only for symmetric, but additionally also for asymmetric, three-body and backflow correlation effects [55, 56].

C. Trial Wave Functions

Beside the aforementioned SWFs we have also employed more simplistic trial WFs for comparison. The so-called Jastrow-Slater (JS) WF consists of a single SD that is multiplied by a simple Jastrow correlation factor to recover most of the dynamic correlation effects [33, 57, 58]:

$$\psi_{\text{JS}}(R) \equiv \det(\phi_\alpha(\mathbf{r}_\beta^\uparrow)) \det(\phi_\alpha(\mathbf{r}_\beta^\downarrow)) J_{ee}(R) J_{ep}(R, Q), \quad (16)$$

where J_{ee} and J_{ep} are the Jastrow correlation factors $J = e^{-\sum_{i,j} u(r_{ij})}$ for the electron-electron and electron-proton interactions, whereas $u(r_{ij})$ is a two-body pseudopotential. For the latter, here we have chosen the Yukawa-Jastrow pseudopotential for J_{ee} and J_{ep} , respectively, which is defined as

$$u_{\text{YUK}}(r) \equiv A \frac{1 - e^{-Fr}}{r}, \quad (17)$$

where A and F are both variational parameters. The Yukawa-Jastrow pseudopotential is able to satisfy Kato's cusp condition from the outset, since

$$u_{\text{YUK}}(r) \xrightarrow{r \rightarrow 0} AF - \frac{AF^2}{2}r + \mathcal{O}(r^2). \quad (18)$$

Nevertheless, we have not utilized the cusp condition to fix one of the two parameters, but instead have determined both of them by means of the modified stochastic reconfiguration (SR) algorithm [?], as detailed in section III.

Furthermore, we have considered a JS trial WF made up of (hydrogen-like) 1s orbitals. In other words, the SD consists of single-particle WFs that has the functional form of the lowest energy solution of the Schrödinger equation for an isolated hydrogen atom and is parametrized by the corresponding proton position. The resulting JS-1s WF reads as

$$\phi_{1s}(\mathbf{r}, \mathbf{q}) = e^{-\gamma|\mathbf{r}-\mathbf{q}|}, \quad (19)$$

where γ is a variational parameter. Subsequently, we have also devised another JS-type WF composed of what we call bi-atomic orbitals

$$\psi_{\text{bi-atomic}}(\mathbf{r}, \mathbf{q}_1, \mathbf{q}_2) = \phi_{1s}(\mathbf{r}, \mathbf{q}_1) + \phi_{1s}(\mathbf{r}, \mathbf{q}_2) \quad (20)$$

where \mathbf{q}_1 and \mathbf{q}_2 are the positions of the protons of the same H_2 molecule. We refer to the associated trial WF as JS-bi-atomic.

III. COMPUTATIONAL DETAILS

In the following we are investigating a system comprising of $M = 128$ hydrogen atoms as specified by the Hamiltonian

$$H = - \sum_{i=1}^N \hbar^2 \frac{\nabla_i^2}{2m_e} - \sum_{I=1}^M \hbar^2 \frac{\nabla_I^2}{2M_I} - \sum_{i,I=1}^{N,M} \frac{K_C}{|\mathbf{r}_i - \mathbf{q}_I|} + \sum_{i < j} \frac{K_C}{|\mathbf{r}_i - \mathbf{r}_j|} + \sum_{I < J} \frac{K_C}{|\mathbf{q}_I - \mathbf{q}_J|}, \quad (21)$$

where K_C is the Coulomb constant. Given that H includes the bare Coulomb potential, spin contributions are neglected.

For the sake of simplicity, we have confined ourselves to the hcp and bcc phases as representatives for the insulating molecular and metallic atomic phases of solid hydrogen, respectively. To simulate an extended solid, 3-dimensional periodic boundary conditions (pbc) were deployed throughout, whereas the volume of the corresponding unit cell was determined by the Wigner-Seitz radius $r_s = \sqrt[3]{3/(4\pi\rho)}$, with ρ being the particle density.

The electronic Schrödinger equation is approximately solved by VMC in conjunction with the various trial WFs described above using the HswfQMC code [59]. Since it is well known that conducting a QMC calculation by displacing all particles concurrently from a flat distribution entails a rather strong autocorrelation, here we have elected to use single-particle moves instead. This is to say that $\mathbf{r}_l^{\text{new}} = \mathbf{r}_l^{\text{old}} + \Delta(\eta_1, \eta_2, \eta_3)$, where l is the index and Δ the magnitude of the displacement, while η_i are random numbers from the interval $[-1/2, +1/2]$. Whereas recomputing the Jastrow correlation factor efficiently is relatively straightforward, this is not the case for the update of the SD. Following Ceperley et al. [60],

$$\text{SD}^{\text{new}} = \text{SD}^{\text{old}} \sum_j (A^{-1})_{jl}^{\text{old}} A_{lj}^{\text{new}}, \quad (22)$$

where A is the matrix that generates the SD, i.e $\det(A) = \text{SD}$. Similarly, also the inverse matrix (A^{-1}) can be conveniently updated by means of

$$\begin{cases} (A^{-1})_{il}^{\text{new}} = (A^{-1})_{il}^{\text{old}} \frac{\text{SD}^{\text{old}}}{\text{SD}^{\text{new}}} \\ (A^{-1})_{ij}^{\text{new}} = (A^{-1})_{ij}^{\text{old}} - (A^{-1})_{il}^{\text{old}} \frac{\text{SD}^{\text{old}}}{\text{SD}^{\text{new}}} \\ \quad \times \sum_s (A^{-1})_{sj}^{\text{old}} A_{ls}^{\text{new}}, \end{cases} \quad (23)$$

with $j \neq l$. At the beginning of each VMC simulation, we set Δ so as to realize an acceptance rate of $\sim 50\%$. Moreover, in order to reduce the autocorrelations, $3N/2$ single-particle moves were attempted between every successive evaluation of the estimators.

The orbitals of the SD can be either made of plane-waves (PW), or calculated at the DFT level. The latter has been computed by the PWscf code of the Quantum Espresso suite of programs [61]. In particular, the Perdew-Burke-Ernzerhof (PBE) generalized gradient approximation to the exact exchange-correlation functional was used together with the bare Coulomb potential and an associated PW cutoff of just 8 Ry [62]. In order to accurately sample the first Brillouin zone, a dense \mathbf{k} -point mesh with at least 5^3 special points was utilized [63].

Even though the high-dimensional integral of Eq. (1) can be efficiently computed using the $M(\text{RT})^2$ algorithm, it is nevertheless essential to determine the optimal variational parameters α that minimizes the variational energy. For that purpose we utilize the recently proposed modified SR algorithm [64], originally proposed by Sorella [65]. Specifically, the SR method prescribes that the variational parameters are varied according to

$$\delta\alpha_l = \lambda \sum_{k=1}^n f_k (s^{-1})_{kl}, \quad (24)$$

where

$$\begin{cases} s_{lk} = \langle O_k O_l \rangle - \langle O_l \rangle \langle O_k \rangle \\ f_k = \langle H \rangle \langle O_k \rangle - \langle O_k H \rangle \\ O_k = \frac{\partial}{\partial \alpha_k} \ln(\psi_T) \end{cases} \quad (25)$$

and $\langle \cdot \rangle \equiv \langle \psi_T | \cdot | \psi_T \rangle$. Once the gradient in the variational parameters space, which minimizes the variational energy has been computed, the step length λ along this direction needs to be identified. Since determining the new direction $\delta\alpha$ is computational approximately equally expensive than calculating the the variational energy, it is convenient to start with a rather small value for λ and continuously adjusting it on the fly during the optimization.

IV. ANTISYMMETRIC SHADOW WAVE FUNCTION FOR EXTENDED SYSTEMS

Nevertheless, employing the ASWF to study extended systems, special care is required to accurately consider pbc and single-electron finite size effects.

A. Ewald Summation

The direct evaluation of the Coulomb energy in a periodic cell reads as

$$E_{\text{pot}} = K_C \frac{1}{2} \sum_{\mathbf{R}} \sum_{i=1}^N \sum_{j \neq i, j=1}^N \frac{q_i q_j}{|\mathbf{r}_i - \mathbf{r}_j + \mathbf{R}|}, \quad (26)$$

where q_i is the charge of the i -th particle and $K_C = 1/(4\pi\epsilon_0)$ the Coulomb constant, with ϵ_0 being the electric permittivity of free space, while $\sum_{\mathbf{R}}$ refers to the sum over the periodic lattice vectors ($\mathbf{R}_0 = (0, 0, 0)$, $\mathbf{R}_1 = (L_x, 0, 0)$, $\mathbf{R}_2 = (0, L_y, 0)$ etc.). The latter infinite sum not only converges very slowly but also is conditionally convergent, meaning that the result depends on the order of the summation. However, by transforming E_{pot} , the so-called Ewald method converges not only rapidly but also absolutely [66]. Specifically, the Coulomb potential is decomposed into short and long range contributions:

$$v(r) = \underbrace{\text{erfc}(\alpha r)v(r)}_{\text{short range}} + \underbrace{\text{erf}(\alpha r)v(r)}_{\text{long range}}, \quad (27)$$

where erf and erfc are the Gauss and complementary error functions. Substituting the latter into Eq. (26) results in

$$E_{\text{pot}} = K_C \frac{1}{2} \sum_{\mathbf{R}} \sum_{i=1}^N \sum_{j \neq i, j=1}^N \frac{q_i q_j}{|\mathbf{r}_i - \mathbf{r}_j + \mathbf{R}|} \times [\text{erfc}(\alpha|\mathbf{r}_i - \mathbf{r}_j + \mathbf{R}|) + \text{erf}(\alpha|\mathbf{r}_i - \mathbf{r}_j + \mathbf{R}|)]. \quad (28)$$

In this form, the sum over \mathbf{R} is no longer necessary, since the short range potential decays rather quickly with distance, whereas the long range part can be conveniently computed in the k -space, i.e. by means of the Fourier series. In fact, the Fourier transform of the long range potential reads as

$$\tilde{v}_L(k) = K_C \frac{4\pi}{k^2} e^{-\frac{k^2}{4\alpha^2}} \quad (29)$$

and permits to truncate it at relatively small $k = |\mathbf{k}|$, where \mathbf{k} are reciprocal lattice vectors. Thus, in order to utilize the Fourier series in the long range part of the Coulomb potential, it is sufficient to include the case $i = j$ in the summation, and subtract it afterwards. Eventually, we obtain

$$E_{\text{pot}} = K_C \frac{1}{2} \sum_{i=1}^N \sum_{j \neq i, j=1}^N q_i q_j \frac{\text{erfc}(\alpha|\mathbf{r}_i - \mathbf{r}_j|)}{|\mathbf{r}_i - \mathbf{r}_j|} + \frac{K_C}{2\mathcal{V}} \sum_{\mathbf{k} \neq 0} \sum_{i,j} q_i q_j e^{i\mathbf{k}(\mathbf{r}_i - \mathbf{r}_j)} \tilde{v}_L(k) - \sqrt{\frac{\alpha}{\pi}} \sum_{i=1}^N q_i^2, \quad (30)$$

where \mathcal{V} is the volume of the periodic unit cell, whereas \mathbf{k} has to fulfill the condition $\mathbf{k} \cdot \mathbf{R} = 2\pi n$, with $n \in \mathbb{N}$.

B. Periodic Coordinates

If computed in its straightforward fashion, the Yukawa-Jastrow, as any other slowly decaying Jastrow correlation factor, leads to a spurious bias in the kinetic energy. Therefore, all contributions that are originating from the periodic images of the unit cell must be taken explicitly into account in order to avoid discontinuities in the

derivatives of the WF when the particle distances switch from one closest image to the other. Needless to say that this approach is computationally rather time consuming and a more economic strategy very desirable.

However, before presenting our solution to this effect, let us start by introducing a particular useful test to verify if all correlations regarding the kinetic energy within periodic boundary conditions are correctly taken into account. To that extent, the expression for the kinetic energy (for simplicity we consider the kinetic contribution of only one particle j) is integrated by parts

$$\begin{aligned} \int_{\Omega} dR \psi^*(R) \nabla_j^2 \psi(R) &= \sum_{x_{\alpha}} \int_{\Omega} dR \psi^*(R) \left(\frac{\partial^2}{\partial x_{\alpha}^2} \right) \psi(R) \\ &= \sum_{x_{\alpha}} \int_{\Omega} dR^{\bar{x}_{\alpha}} \int_{-L_{x_{\alpha}}/2}^{+L_{x_{\alpha}}/2} dx_{\alpha} \psi^*(R) \frac{\partial^2}{\partial x_{\alpha}^2} \psi(R) \\ &= \sum_{x_{\alpha}} \left\{ \int_{\Omega} dR^{\bar{x}_{\alpha}} \left[\psi^*(R) \frac{\partial}{\partial x_{\alpha}} \psi(R) \right]_{-L_{x_{\alpha}}/2}^{+L_{x_{\alpha}}/2} \right. \\ &\quad \left. - \int_{\Omega} dR \left(\frac{\partial}{\partial x_{\alpha}} \psi^*(R) \right) \left(\frac{\partial}{\partial x_{\alpha}} \psi(R) \right) \right\}, \end{aligned} \quad (31)$$

where $x_{\alpha} = (x_j, y_j, z_j)$, $dR^{\bar{x}_{\alpha}}$ is the same as dR but excluding the infinitesimal element dx_{α} , Ω represents the domain of integration, i.e. the simulation cell, while $L_{x_{\alpha}}$ is the length of the edge of Ω along the x_{α} axis. However, at the presence of periodic boundary conditions, the WF $\psi(R)$ and also its derivatives are required to be periodic, meaning that they are invariant with respect to particle translations $\mathbf{v} = (n_x L_x, n_y L_y, n_z L_z)$, where n_x, n_y and n_z are all integers. From this follows that the term

$$\left[\psi^*(R) \frac{\partial}{\partial x_{\alpha}} \psi(R) \right]_{-L_{x_{\alpha}}/2}^{+L_{x_{\alpha}}/2} \quad (32)$$

vanishes, which leads to a modified Jackson-Feenberg (JF) kinetic energy expression [67]

$$E_{\text{JF}} = \hbar^2 \sum_{j=1}^N \frac{1}{2m_j} \int_{\Omega} dR \nabla_j \psi^*(R) \cdot \nabla_j \psi(R). \quad (33)$$

As a consequence, the equivalence of the Pandharipande-Bethe (PB)

$$E_{\text{PB}} = -\hbar^2 \sum_{i=1}^N \frac{1}{2m_i} \int_{\Omega} dR \psi^*(R) \nabla_i^2 \psi(R) \quad (34)$$

and Jackson-Feenberg (JF) expressions for the kinetic energy is a necessary, but not sufficient condition. Thus, in all of our calculations we have computed both expressions and explicitly verified that both are indeed identical, within the corresponding statistical uncertainties.

However, at the presence of additional correlation terms, such as the Jastrow, Eq. 32 must be correctly interpreted since the inter-particle distances are computed using the closest periodic image. In fact, even though

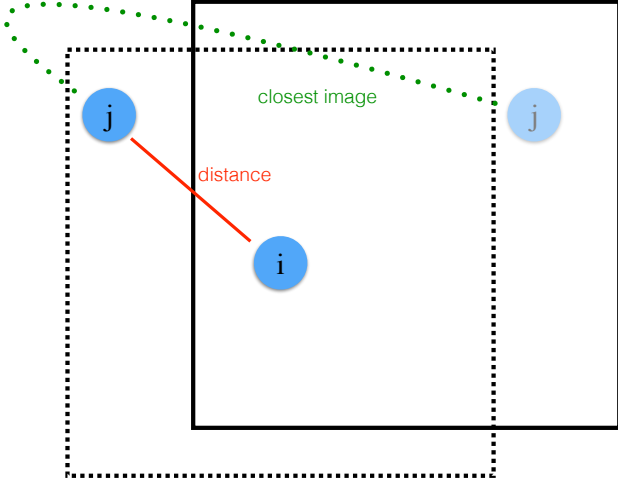


FIG. 1. Integration of \mathbf{r}_j within a box with periodic boundary conditions, from the point of view of particle i . The continuous black line represents the simulation box, whereas the dotted black line denotes the effective volume of integration for the distance between the particles i and j .

the particle coordinate \mathbf{r}_j is confined to the unit cell of volume $\mathcal{V} = L_x L_y L_z$, the distance \mathbf{r}_{ij} between the particles i (assumed as fixed) and j does not range within $\sqrt{(\mathbf{r}_j - \mathbf{r}_i)^2}$, but always within the box of volume \mathcal{V} centered on particle i . This concept is illustrated in Fig. 1. Therefore, it is possible and convenient to fix the origin at the position of the i -th particle that is considered. As a consequence, in the following we will set $\mathbf{r}_i = 0$, so that $\mathbf{r} = (x, y, z) \equiv \mathbf{r}_{ij} = \mathbf{r}_j$ and $r = |\mathbf{r}| = \sqrt{x^2 + y^2 + z^2}$.

Let us demonstrate the JF test by showing that the Yukawa-Jastrow violates it. For that purpose we consider the simple case of only two interacting particles, i.e.

$$J(r) = e^{-\frac{A(1-e^{-Fr})}{r}}. \quad (35)$$

Its first derivative along the x axis reads as

$$\begin{aligned} \frac{\partial J(r)}{\partial x} &= \frac{\partial e^{-\frac{A(1-e^{-Fr})}{r}}}{\partial x} \\ &= \frac{\partial e^{-\frac{A(1-e^{-Fr})}{r}}}{\partial r} \frac{\partial r}{\partial x} \\ &= e^{-\frac{A(1-e^{-Fr})}{r}} \left(A \frac{1-e^{-Fr}}{r^2} - AF \frac{e^{-Fr}}{r} \right) \frac{x}{r} \\ &= \frac{\partial J(r)}{\partial r} \frac{x}{r}. \end{aligned} \quad (36)$$

It is then apparent that the first derivative is not continuous at $x = \pm L/2$, which is the border between its two closest periodic images. As a consequence,

$$\lim_{\varepsilon \rightarrow 0} \left[J(r) \frac{\partial}{\partial x} J(r) \right]_{-(L_x/2)+\varepsilon}^{+(L_x/2)-\varepsilon} = J(r) \frac{\partial J(r)}{\partial r} \frac{L_x}{r} \neq 0. \quad (37)$$

As a consequence, the JF and PB kinetic energies differ since the term in Eq. 32 does not vanish. Yet, if $\frac{1}{r} \frac{\partial J}{\partial r}$ is small enough at $x = \pm \frac{L}{2}$, the difference is negligible.

An even deeper understanding can be obtained by means of the distribution theory. In fact,

$$\begin{aligned} \frac{\partial^2}{\partial x^2} J(r) &= \frac{x}{r} \left(\frac{\partial^2 J(r)}{\partial r^2} \frac{x}{r} + \frac{\partial J(r)}{\partial r} \frac{1}{r} - \frac{\partial J(r)}{\partial r} \frac{1}{r^2} \right) \\ &\quad - \left(\frac{\partial J(r)}{\partial x} \frac{x}{r} \right) 2 \delta \left(x - \frac{L_x}{2} \right), \end{aligned} \quad (38)$$

since

$$\int_{L_x/2-\varepsilon}^{L_x/2+\varepsilon} \frac{\partial}{\partial x} \left(\frac{\partial J(r)}{\partial x} \right) = - \frac{\partial J(r)}{\partial x} \frac{L_x}{r}. \quad (39)$$

In other words, the discontinuity in the first derivative entails a Dirac delta in the second derivative. Obviously, this artifact must be circumvented in order to avoid a bias in the computation of the kinetic energy.

Since a discontinuity in the first derivative not only affects the validity of the JF expression but also the PB one, the kinetic energy contribution provided by the Yukawa-Jastrow is biased. Mathematically, the problem can be eliminated by enforcing a smooth change between the closest periodic images. Physically, all of this originates from the fact that the simulation box is not large enough to contain all correlations between the particles.

A straightforward solution to remedy the latter is inspired by the Ewald summation technique [68]. More specifically, the Jastrow is decomposed into a quickly and a slowly decaying part, which are computed separately in real and reciprocal k -space, respectively. However, this method requires a summation over the whole momentum space, which is computationally rather demanding.

An alternative approach, which is not only more elegant and simpler, but at the same time also more efficient, is due to Attaccalite and Sorella and results from exploiting Periodic Coordinates (PC) [69]. As the name suggests, the only modification required is to substitute the original coordinates by

$$x' = \frac{L}{\pi} \sin \left(\frac{\pi x}{L} \right), \quad (40a)$$

$$y' = \frac{L}{\pi} \sin \left(\frac{\pi y}{L} \right), \quad (40b)$$

$$z' = \frac{L}{\pi} \sin \left(\frac{\pi z}{L} \right), \quad (40c)$$

and hence evaluate the distances via

$$r' = \frac{L}{\pi} \sqrt{\sin^2 \left(\frac{\pi x}{L} \right) + \sin^2 \left(\frac{\pi y}{L} \right) + \sin^2 \left(\frac{\pi z}{L} \right)}. \quad (41)$$

The employment of Periodic Coordinates enforces the correct periodicity of the WF. For example, the first derivative

$$\begin{aligned} \frac{\partial J(r')}{\partial x} &= \frac{\partial J(r')}{\partial r'} \frac{\partial r'}{\partial x'} \frac{\partial x'}{\partial x} \\ &= \frac{\partial J(r')}{\partial r'} \frac{x'}{r'} \cos \left(\frac{\pi x}{L} \right), \end{aligned} \quad (42)$$

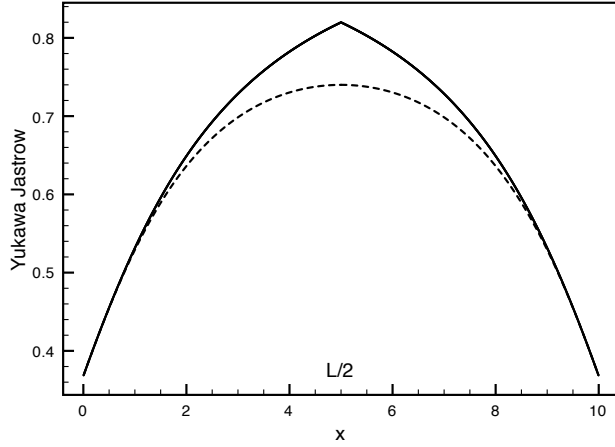


FIG. 2. Comparison between the Yukawa Jastrow correlation factor for two interacting particles $\exp\left(-\frac{A(1-\exp(-Fr))}{r}\right)$ (black line) and its modified version as obtained by employing Periodic Coordinates (dashed line). We have set $y = z = 0$, $L = 10$ and $A = F = 1$, respectively.

TABLE I. Kinetic energies (in Ry) for the atm-bcc and mol-hcp phases of solid hydrogen as obtained with and without PC.

	without PC	with PC
atm-bcc	$E_{\text{kin}} = 5.5766(5)$	$E_{\text{kin}} = 1.5480(6)$
$r_s = 1.31$	$E_{\text{JF}} = 2.9841(32)$	$E_{\text{JF}} = 1.5454(16)$
mol-hcp	$E_{\text{kin}} = 2.2428(6)$	$E_{\text{kin}} = 1.0307(11)$
$r_s = 2.61$	$E_{\text{JF}} = 2.1252(10)$	$E_{\text{JF}} = 1.0290(5)$

is continuous in $x = \pm L/2$, i.e. on the borders of the simulation box. The same also holds for all higher order derivatives. The consequential modifications of the Yukawa Jastrow are illustrated in Fig. 2.

To demonstrate the effectiveness of PC, we have calculated the kinetic energy using the JS-pw trial WF for two different systems, each consisting of 16 hydrogen atoms. The results of the atomic bcc (atm-bcc) and the molecular hcp (mol-hcp) phases of solid hydrogen including the corresponding Wigner-Seitz radii are shown in Table I. As can be extracted by comparing E_{kin} with E_{JF} , the aforementioned spurious bias can be completely eliminated by the use of PC with a only negligible additional computational cost. Nevertheless, we find it important to remark that employing PC leads to a somewhat modified Yukawa Jastrow, which may slightly violate the electron-electron and electron-proton cusp conditions [70]. However, the accuracy of employed Jastrow in conjunction with PC can be easily checked by means of the variational principle. We have explicitly verified that in practice the latter bias is generally tiny.

C. SWF Kernel Truncation

If the variational parameter C of the SWF kernel is very small, the simulation box is typically not larger enough to constrain each particle to its associated shadows \mathbf{s}_1 and \mathbf{s}_2 within the limit $L/2$. As before, this entails a bias in the kinetic energy, as can be seen by the difference between $E_{\text{kin}} = 1.624(4)$ Ry and $E_{\text{JF}} = 1.478(5)$ Ry, respectively [71].

In order to eliminate this shortcoming, the kernel must be modified so that it vanishes for $|\mathbf{r} - \mathbf{s}| \rightarrow L/2$. Using the same expression for the Kernel as before to connect the electronic coordinates with the corresponding shadows, i.e.

$$\Xi_{es}(R, S) = e^{-C \sum_{i=1}^N (\mathbf{r}_i - \mathbf{s}_i)^2}, \quad (43)$$

we replace the exponent Cx^2 by the function

$$f(x) = \alpha_0 + \frac{\alpha_1}{x - L/2} \quad (44)$$

and require the continuity of the function and its first and second derivatives in the connecting point $x = l$. From this it follows that

$$\begin{cases} Cl^2 = f(l) \\ 2Cl = \frac{df(x)}{dx} \Big|_{x=l} \\ 2C = \frac{d^2f(x)}{dx^2} \Big|_{x=l} \end{cases} \quad (45)$$

The solution of this system containing of three equations and three variables is

$$\begin{cases} l = \frac{L}{6} \\ \alpha_0 = -\frac{CL^2}{12} \\ \alpha_1 = -\frac{CL^3}{27} \end{cases} \quad (46)$$

Therefore, the modified expression for the kernel reads as

$$\Xi_{es}(R, S) = \prod_{i=1}^N e^{-\varsigma(|\mathbf{r}_i - \mathbf{s}_i|)}, \quad (47)$$

where

$$\varsigma(x) = \begin{cases} Cx^2 & \text{if } x \leq \frac{L}{6} \\ \alpha_0 + \frac{\alpha_1}{x - L/2} & \text{if } \frac{L}{6} < x \leq \frac{L}{2} \\ +\infty & \text{if } x > \frac{L}{2} \end{cases} \quad (48)$$

In principle, this modification is sufficient to resolve the aforementioned deficiency, but unfortunately not numerically using a computer, because of the infinite term. Nevertheless, this difficulty can be circumvented by refusing any proposed move that leads to $x \geq L/2$, or similarly by setting $\varsigma(x)$ equal to a constant for $(x > L/2 - \varepsilon)$, with $\varepsilon \ll 1$, i.e. by assuming

$$\varsigma(x) = \begin{cases} Cx^2 & \text{if } x \leq \frac{L}{6} \\ \alpha_0 + \frac{\alpha_1}{x - L/2} & \text{if } \frac{L}{6} < x \leq \frac{L}{2} - \varepsilon \\ \alpha_0 + \frac{\alpha_1}{-\varepsilon} & \text{if } x > \frac{L}{2} - \varepsilon \end{cases} \quad (49)$$

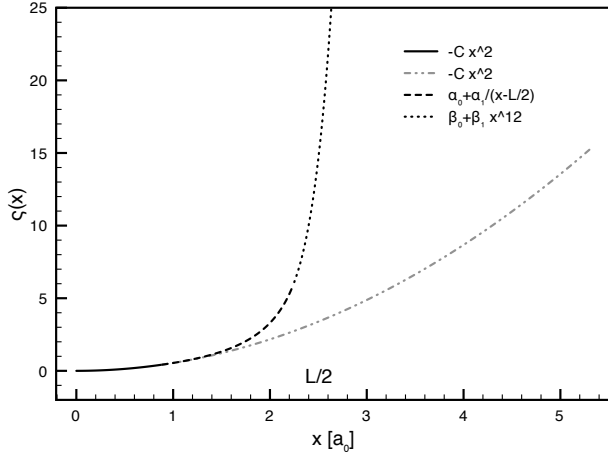


FIG. 3. Illustration of the SWF kernel truncation method prescribed by Eq. (50) with $C = 0.542$, for 16 hydrogen atoms in the metallic atm-bcc phase at $r_s = 1.31$ ($L/2 \simeq 2.66 a_0$).

However, in conjunction with employing the recently developed Gaussian Determinant (GD) method [50], a more sophisticated version of the truncated kernel is essential. In fact, due to the sum of the permuted terms, the emergence of $x > L/2$ is unavoidable. Thus, it is necessary to connect the divergent term with a function that grows quickly, but that does not diverge. An appropriate choice is

$$\varsigma(x) = \begin{cases} Cx^2 & \text{if } x \leq \frac{L}{6} \\ \alpha_0 + \frac{\alpha_1}{x-L/2} & \text{if } \frac{L}{6} < x \leq \frac{L}{2} - \varepsilon \\ \beta_0 + \beta_1 x^n & \text{if } x > \frac{L}{2} - \varepsilon \end{cases}, \quad (50)$$

with

$$\begin{cases} \varepsilon = \frac{L}{n+1} \\ \beta_1 = -\frac{2\alpha_1}{\varepsilon^3 n(n-1) \left(\frac{L}{2} - \varepsilon\right)^{n-2}} \\ \beta_0 = \alpha_0 - \frac{\alpha_1}{\varepsilon} - \beta_1 \left(\frac{L}{2} - \varepsilon\right)^n \end{cases} \quad (51)$$

and $n \geq 2$. Our simulations have suggested that a suitable choice is $n = 12$. The modification introduced by Eq. (50) are illustrated in Fig. 3. The corresponding kinetic energies are $E_{\text{kin}} = 1.538(6)$ Ry and $E_{\text{JF}} = 1.533(6)$ Ry, which demonstrates that the proposed SWF kernel truncation method completely alleviates the aforementioned limitation.

D. Twist Averaged Boundary Conditions

As already alluded to previously, the application of pbc do not automatically result in an accurate description of an infinite system. In fact, identical simulations but using distinct values for N may entail rather different results. As a consequence, these effects are generally referred to as finite-size effects, which can be minimized by

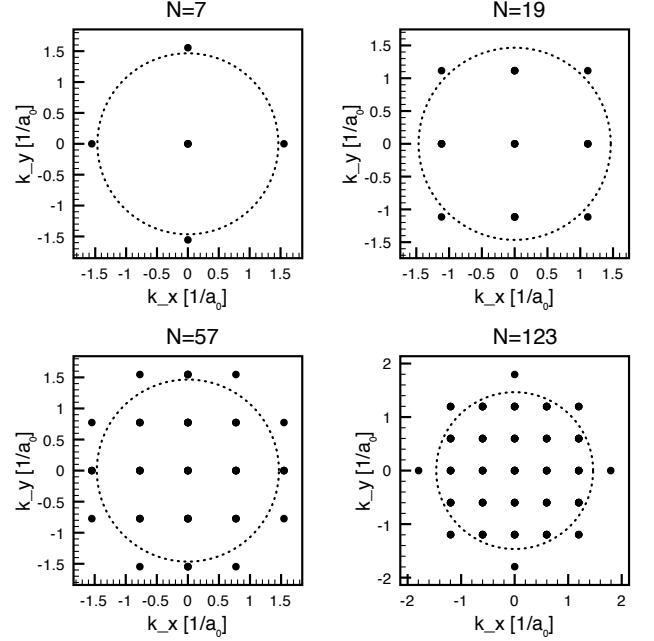


FIG. 4. Two-dimensional cross section of the momenta \mathbf{k} of a $N \times N$ SD_{pw} matrix, for several values of N . The dotted circles delineate the Fermi sphere.

the usage of so-called Twist Averaged Boundary Conditions (TABC) [72]. The origin of these finite-size effects are that the embedded \mathbf{k} -vectors do not well represent an infinite system, since in general a discrete grid of points cannot reproduce the whole Fermi sphere (see Fig. 4). The TABC method, which allows to bypass this limitation by means of an integration over the Fermi sphere, prescribes a recurrent random shift

$$\mathbf{v}_{\text{twist}} = \frac{2\pi}{L} (\eta_1, \eta_2, \eta_3) \quad (52)$$

of the \mathbf{k} -grid, where η_i are random numbers sampled in the range $[-\frac{1}{2}, \frac{1}{2}]$. Within the context of TABC, the translation vector $\mathbf{v}_{\text{twist}}$ is referred to as twist. The corresponding integral over \mathbf{k} -space is computed by means of MC. As can be seen in Fig. 5, the application of TABC results in an accelerated convergence to the thermodynamic limit. Beyond solely reducing finite-size effects, employing TABC also permits calculations, where the number of particles M are distinct from magic numbers[73], without spurious drift and anisotropy effects.

The eventual algorithm for a VMC simulation of a 3D unpolarized system employing TABC with N_{twist} twists reads as follows:

1. Determine the smallest magic number n that is larger than $N/2$;
2. Find the first n Fermi \mathbf{k} -vectors, yielding $\Gamma_0 = \{\mathbf{k}_1, \mathbf{k}_2, \dots, \mathbf{k}_n\}$;
3. Generate $\mathbf{v}_{\text{twist}}$ as described in Eq. (52);

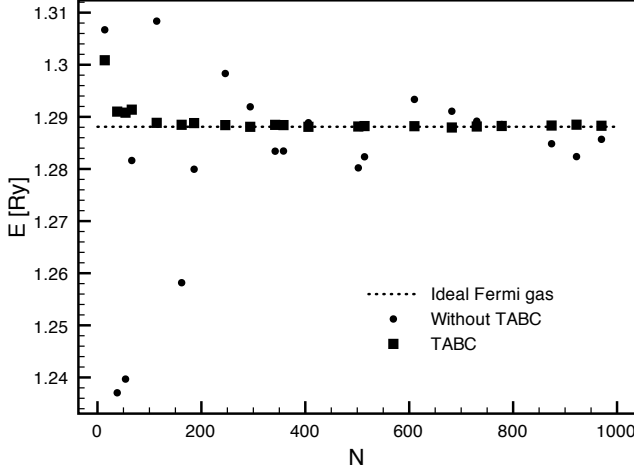


FIG. 5. Electronic kinetic energy of solid hydrogen at $r_s = 1.31$ as computed using SD_{pw} , where the number of particles M are magic numbers VI.

4. $K = \Gamma_0 + \{\mathbf{v}_{\text{twist}}\}_n$;
5. Sort the \mathbf{k} -vectors in K by increasing magnitude, and then use the first $N/2$ \mathbf{k} -vectors to build up SD_{pw} ;
6. Perform M_{relax} relaxation steps;
7. Sample M/N_{twist} points and accumulate the estimators of the observables of interest (normally the kinetic and potential energies);
8. Repeat the points 3-7 N_{twist} times.

The M_{relax} relaxation steps of point 6 are essential to prevent the emergence of a bias in the calculation. Even though it is possible to circumvent this step by submitting the twist to the acceptance/refuse process of the M(RT)^2 algorithm, we have not exploited this possibility, since the number of relaxation steps is small and its computational cost negligible.

However, as a consequence of the twist, a momentum in the external shell, which initially was not included in SD_{pw} , may indeed have a lower magnitude than the employed ones. This is to say that such a momentum actually replaces the one with the actual highest magnitude. Therefore, in step 1 of the just outlined algorithm, more \mathbf{k} -vectors than strictly necessary to generate SD_{pw} are considered and eventually selected as described in point 5. The corresponding kinetic energies generated by this method are reported in Fig. 6.

In the following we present our extension of the TABC approach to SD_{DFT} . In fact, the DFT method itself also suffers from finite-size effects, which requires to sum over contributions from different K -points in the first Brillouin zone. The simplest grid consists of just one point, denoted as Γ_0 , which corresponds to the Fermi gas momenta. In order to reduce finite-size effects within DFT,

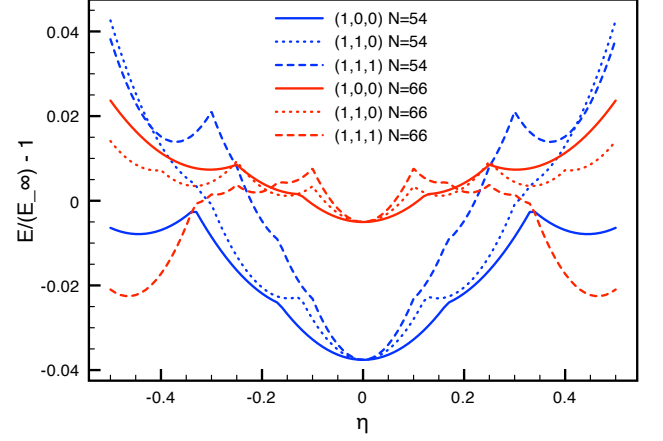


FIG. 6. Kinetic energy of solid hydrogen with 54 and 66 particles for the twists $\mathbf{v}_{\text{twist}} = \frac{2\pi}{L}\eta(1,0,0)$, $\mathbf{v}_{\text{twist}} = \frac{2\pi}{L}\eta(1,1,0)$ and $\mathbf{v}_{\text{twist}} = \frac{2\pi}{L}\eta(1,1,1)$, respectively.

it is essential to consider multiple K -points to yield a more accurate averaged estimate of the aforementioned integral, similarly to TABC technique. Typically, the K -point grids are generated using the Monkhorst and Pack construction scheme [63]. Due to the fact that each K -point has an associated weight, instead of summing over all weighted configurations, we propose here to adopt the TABC approach with a probability proportional to their weight. In other words, we average over all K -points, while making the most of importance sampling.

The implementation of the modified TABC method for SD_{DFT} can be summarized by the following instructions:

1. Conduct a DFT plane-wave calculation with an energy cutoff E_{ctf} in order to obtain n_K solutions, one for each K -points K_i and its associated weight w_i ;
2. Sample each K -point K_j with probability

$$P_j = \frac{w_j}{\sum_{l=1}^{n_K} w_l}$$

and employ its associated solutions in the SD_{DFT} ;

3. Perform M_{relax} relaxation steps;
4. Sample M/N_{twist} points and accumulate the estimators;
5. Repeat the points 2-4 N_{twist} times.

The results, as obtained employing the modified TABC method in conjunction with a JS-DFT trial WF, are reported in Fig. 7. As can be seen, the convergence with respect to E_{ctf} is much slower for the metallic atm-bcc than for the insulating mol-hep phase of solid hydrogen, where as few as 10 Ry is adequate. Moreover, in all cases $n_K = 5$ is sufficient to consider all finite size effects for N larger than 16. Nevertheless, since the accumulated

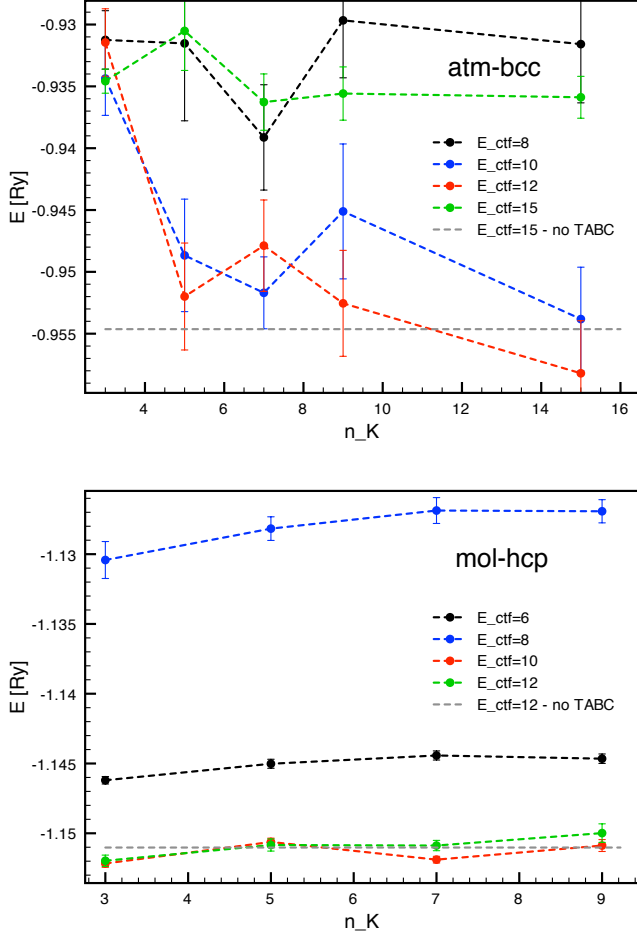


FIG. 7. Variational energy of solid hydrogen in the atm-bcc phase at $r_s = 1.31$ and mol-hcp phase at $r_s = 2.61$ as a function of E_{ctf} and n_K . The energies were calculated for $N = 16$ using the JS-DFT trial WF.

statistics for each K -point contribute to the overall average, the total computational cost is essentially independent from n_K .

The effectiveness of the modified TABC approach as a function of N is demonstrated in Fig. 8. As can be seen, the TABC provide a quicker convergence to the thermodynamic limit especially in the case of the metallic atm-bcc phase that obeys rather large finite size effects.

V. RESULTS AND DISCUSSION

To demonstrate the predictive power of the SWF in general and the ASWF-DFT trial WF in particular, we investigate the metal-insulator-transition (MIT) from the metallic atm-bcc to the insulating mol-hcp phase of solid hydrogen. The corresponding results using the conventional JS trial WF are shown in Fig. 9. Not surprisingly, using the JS-DFT trial WF, the variational en-

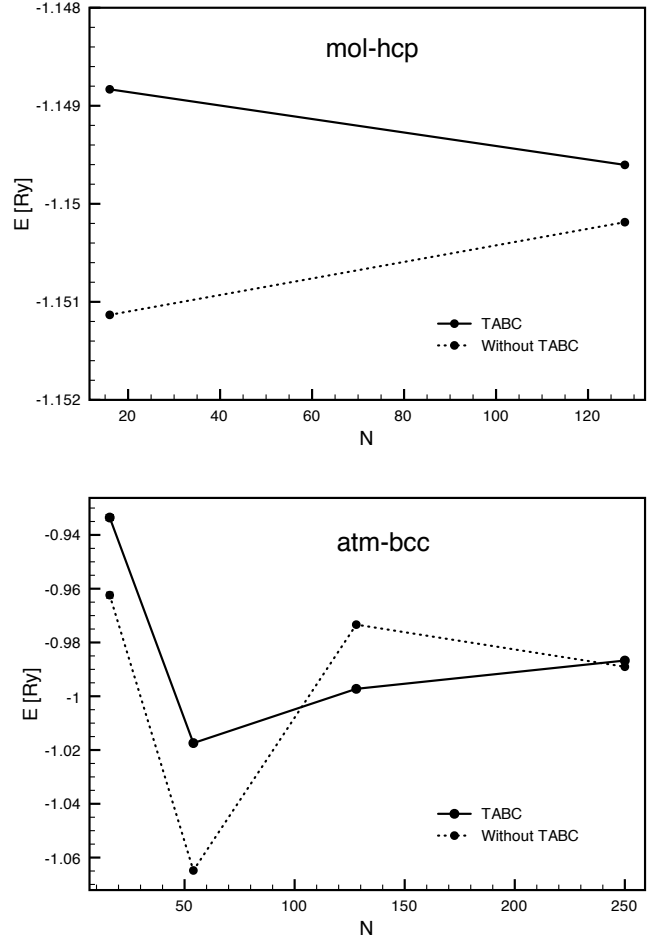


FIG. 8. Variational energy for solid hydrogen in the atm-bcc phase at $r_s = 1.31$ and mol-hcp phase at $r_s = 2.61$ as a function of N . The energies were calculated for $N = 16$ using the JS-DFT trial WF.

ergies are throughout more favorable than the ones obtained by the JS-pw trial WF. However, while the latter are in reasonable good agreement with the former for the metallic atm-bcc phase, the JS-pw trial WF fails to describe the insulating mol-hcp phase. In general, the results of the JS-pw and JS-DFT trial WFs are deviating from eaMagic nunch other with increasing distance between the monomers that implies with larger multireference character. Interestingly, we find that especially for large monomer separation the rather simple JS-bi-atomic and JS-1s trail WFs are in fact even more accurate than the JS-DFT results. Considering its simplicity, the JS-1s trail WF performs relatively well for both of the considered phases. However, as can be seen in Fig. 10, the increased accuracy of the ASWF with respect to the JS-type WFs is rather limited. Although, the improvement is noticeable in the case of the JS-pw trial WF, for the more accurate JS-DFT approach it renders inessential. This is to say that the observed improvement in the employed WF is nearly entirely due to the application of

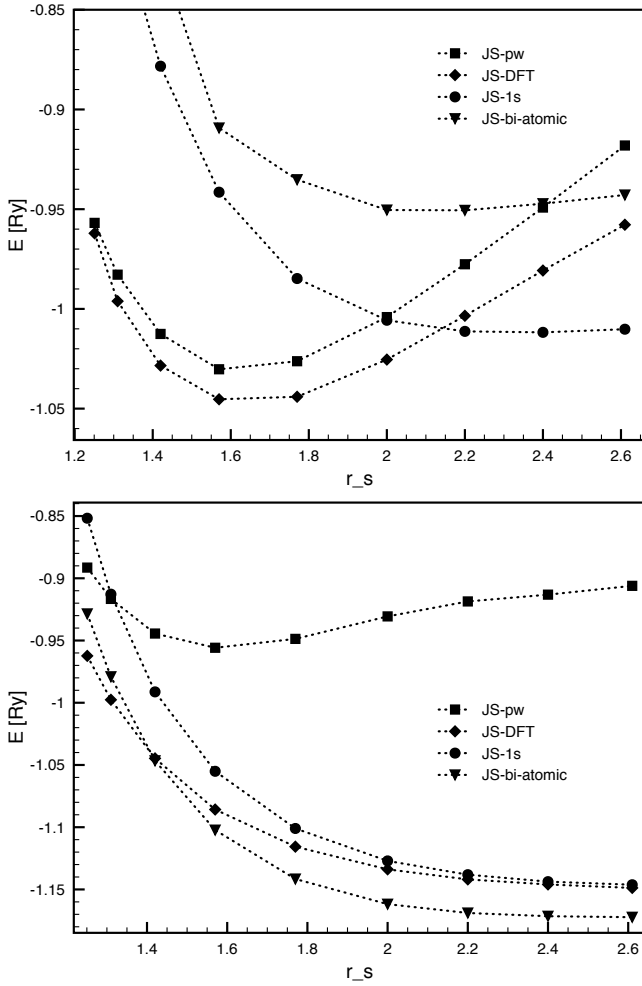


FIG. 9. Variational energies of the metallic atm-bcc and the insulating mol-hcp phases of solid hydrogen using various JS-type trial WFs.

DFT to construct the SD, which subsequently is not further enhanced by the present shadow formalism. The latter suggests that the eventual DFT-based trial WFs are already very accurate.

In order to determine the transition pressure of the MIT for the various trial WF investigated here, in Fig. 11 the energies of the metallic atm-bcc and the insulating mol-hcp phases are shown as a function of r_s . Using the common tangent construction, we find an MIT pressure of 12 GPa for the JS-pw trial WF, which is even lower than predicted by Wigner and Huntington back in 1935 [1, 74]. Applying the more accurate ASWF formalism instead of the plain JS trial WF, the MIT pressure slightly increases to 45 GPa. However, as before, substituting the pw orbitals within the SD by those of a mean-field DFT calculation, results not only in a substantially reduced variational energy, but also in a dramatically increased MIT pressure. Specifically, employing the JS-DFT trial WF results in a transition pressure of 395 GPa, while the usage of the present ASWF transformation in-

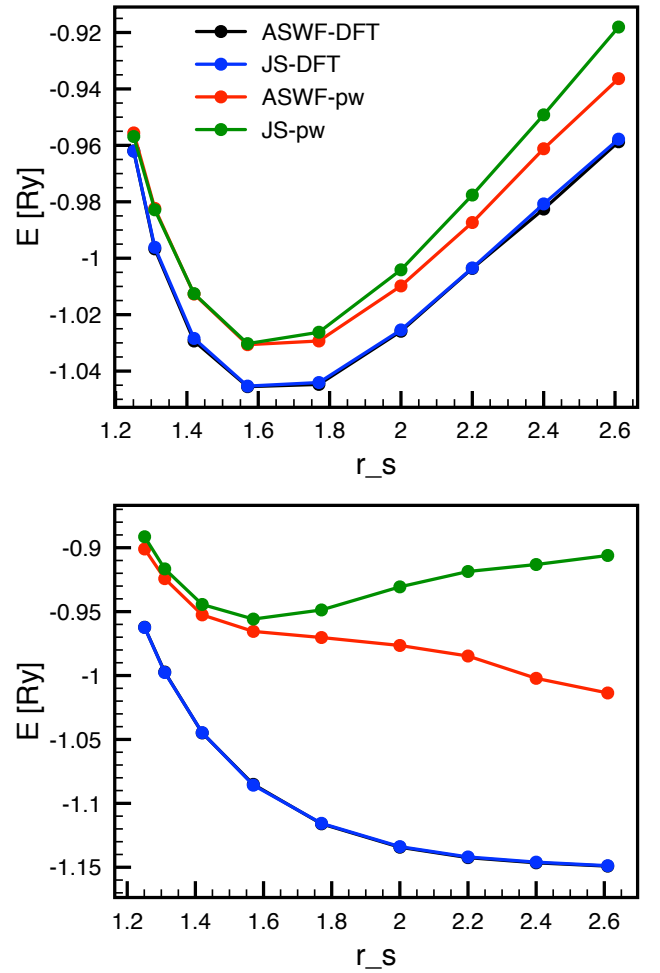


FIG. 10. Variational energies of the metallic atm-bcc and the insulating mol-hcp phases of solid hydrogen using the ASWF and JS-type trial WFs.

creases the MIT pressure to even 520 GPa, which is still beyond the largest pressures experimentally realized so far at low temperature. Therefore, although the variational energy is only slightly improved by the ASWF when using DFT orbitals in the SD, the impact on the transition pressure is rather large. Moreover, the present results immediately suggest the general trend that more accurate the employed trial WF, the higher the resulting MIT pressure. In fact, despite the simplicity of the underlying JS-type trial WF, the present ASWF-DFT results compare relatively favorably with recent state-of-the-art finite-temperature QMC calculations using much more sophisticated trial WF [75–78]. Nevertheless, it is important to note that the here considered solid phases of insulating molecular and metallic atomic hydrogen are not the energetically most favorable structures known to date and as such only qualitative representatives of the MIT [7]. Furthermore, the possible existence of a quantum fluid phase at the nuclear ground state, which would be a direct consequence of the maximum in the melting

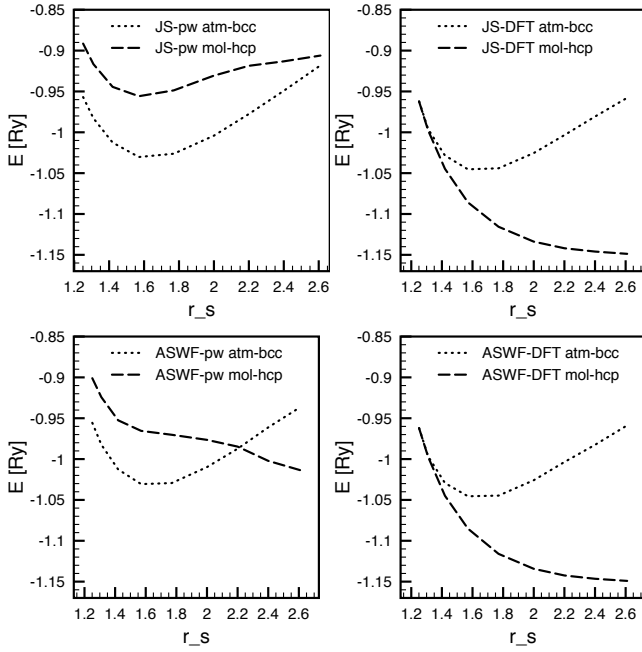


FIG. 11. The MIT between the metallic atm-bcc and the insulating mol-hcp phases of solid hydrogen using the ASWF and JS-type trial WFs.

curve [3, 8, 9, 11, 79], is neglected.

VI. CONCLUSION

In conclusion, we have extended the ASWF to periodic large-scale systems made up fermions. For that purpose, we have exploited the GD method we recently developed to reduce the variance [50], as well as an improved SR scheme to efficiently optimize the trial WF [64], and combined it with enhanced PC and TABC techniques. To demonstrate the predictive power of this approach, we investigated the MIT of solid hydrogen at very high pressure. In particular we found that the ameliorated accuracy of the ASWF results in a significantly increased transition pressure.

ACKNOWLEDGMENTS

The authors would like to thank the Graduate School of Excellence MAINZ for financial support and Markus Holzmann for useful comments. The Gauss Center for Supercomputing (GCS) is kindly acknowledged for providing computing time through the John von Neumann Institute for Computing (NIC) on the GCS share of the supercomputer JUQUEEN at the Jülich Supercomputing Centre (JSC).

-
- [1] E. Wigner and H. B. Huntington, *J. Chem. Phys.* **3**, 764 (1935).
 - [2] A. Alavi, M. Parrinello, and D. Frenkel, *Science* **269**, 1252 (1995).
 - [3] S. A. Bonev, E. Schwegler, T. Ogitsu, and G. Galli, *Nature (London)* **431**, 669 (2004).
 - [4] N. W. Ashcroft, *Phys. Rev. Lett.* **21**, 1748 (1968).
 - [5] I. F. Silvera, *Rev. Mod. Phys.* **52**, 393 (1980).
 - [6] H.-k. Mao and R. J. Hemley, *Rev. Mod. Phys.* **66**, 671 (1994).
 - [7] J. M. McMahon, M. A. Morales, C. Pierleoni, and D. M. Ceperley, *Rev. Mod. Phys.* **84**, 1607 (2012).
 - [8] S. Scandolo, *Proc. Nat. Acad. Sci. USA* **100**, 3051 (2003).
 - [9] S. Deemyad and I. F. Silvera, *Phys. Rev. Lett.* **100**, 155701 (2008).
 - [10] I. F. Silvera and S. Deemyad, *Low Temperature Physics* **35**, 318 (2009), ISSN 10906517.
 - [11] M. I. Erements and I. A. Trojan, *JETP Lett.* **89**, 174 (2009).
 - [12] M. I. Erements and I. A. Troyan, *Nature Mater.* **10**, 927 (2011).
 - [13] D. E. Ramaker, L. Kumar, and F. E. Harris, *Phys. Rev. Lett.* **34**, 812 (1975).
 - [14] T. W. Barbee, M. L. Cohen, and J. L. Martins, *Phys. Rev. Lett.* **62**, 1150 (1989).
 - [15] T. W. Barbee, III, A. Carcia, and M. L. Cohen, *Nature (London)* **340**, 369 (1989).
 - [16] C. F. Richardson and N. W. Ashcroft, *Phys. Rev. Lett.* **78**, 118 (1997).
 - [17] C. J. Pickard and R. J. Needs, *Nature Phys.* **3**, 473 (2007).
 - [18] S. Azadi and T. D. Kühne, *JETP Lett.* **95**, 449 (2012).
 - [19] S. Azadi, W. M. C. Foulkes, and T. D. Kühne, *New Journal of Physics* **15**, 113005 (2013).
 - [20] R. Singh, S. Azadi, and T. D. Kühne, *Phys. Rev. B* **90**, 014110 (2014).
 - [21] R. O. Jones and O. Gunnarsson, *Rev. Mod. Phys.* **61**, 689 (1989).
 - [22] W. Kohn, *Rev. Mod. Phys.* **71**, 1253 (1999).
 - [23] W. M. C. Foulkes, L. Mitas, R. J. Needs, and G. Rajagopal, *Rev. Mod. Phys.* **73**, 33 (2001).
 - [24] A. Lüchow, *WIREs Comput. Mol. Sci.* **1**, 388 (2011).
 - [25] J. Kolorenc and L. Mitas, *Rep. Prog. Phys.* **74**, 026502 (2011).
 - [26] B. M. Austin, D. Y. Zubarev, and W. A. Lester, *Chem. Rev.* **112**, 263 (2012).
 - [27] W. L. McMillan, *Phys. Rev.* **138**, A442 (1965).
 - [28] M. H. Kalos and P. A. Whitlock, *Monte Carlo Methods* (Wiley-VCH, Weinheim, 2008).
 - [29] D. P. Landau and K. Binder, *A Guide to Monte Carlo Simulations in Statistical Physics* (Cambridge University Press, Cambridge, 2013).
 - [30] J. A. Pople, *Rev. Mod. Phys.* **71**, 1267 (1999).
 - [31] T. Helgaker, P. Jorgensen, and J. Olsen, *Molecular Electronic-Structure Theory* (Wiley, Chichester, 2013).
 - [32] N. Metropolis, A. W. Rosenbluth, M. N. Rosenbluth, A. H. Teller, and E. Teller, *J. Chem. Phys.* **21**, 1087 (1953).

- [33] R. Jastrow, Phys. Rev. **98**, 1479 (1955).
- [34] S. Vitiello, K. Runge, and M. H. Kalos, Phys. Rev. Lett. **60**, 1970 (1988).
- [35] L. Reatto and G. L. Masserini, Phys. Rev. B **38**, 4516 (1988).
- [36] F. Pederiva, A. Ferrante, S. Fantoni, and L. Reatto, Phys. Rev. Lett. **72**, 2589 (1994).
- [37] F. Pederiva, G. V. Chester, S. Fantoni, and L. Reatto, Phys. Rev. B **56**, 5909 (1997).
- [38] F. Operetto and F. Pederiva, Phys. Rev. B **69**, 024203 (2004).
- [39] L. Dandrea, F. Pederiva, S. Gandolfi, and M. H. Kalos, Phys. Rev. Lett. **102**, 255302 (2009).
- [40] M. H. Kalos and L. Reatto, in *Progress in Computational Physics of Matter*, edited by L. Reatto and F. Manghi (World Scientific, Singapore, 1995).
- [41] Note1, if some energy eigenvalues E_n are negative, the corresponding term is exponentially increasing instead of decaying. Nevertheless, it is always possible to add an appropriately chosen constant energy-shift to the Hamiltonian H , so that all excited components are again exponentially decaying.
- [42] H. F. Trotter, Proc. Am. Math. Soc. **10**, 545 (1959).
- [43] R. P. Feynman and A. R. Hibbs, *Quantum Mechanics and Path Integrals* (McGraw-Hill, New York, 1965).
- [44] H. Kleinert, *Path Integrals in Quantum Mechanics, Statistics, Polymer Physics, and Financial Markets* (World Scientific, Singapore, 2009).
- [45] D. Ceperley and B. Alder, Science **231**, 555 (1986).
- [46] J. C. Slater, Phys. Rev. **34**, 1293 (1929).
- [47] D. M. Ceperley, Rev. Mod. Phys. **67**, 279 (1995).
- [48] F. Pederiva and G. V. Chester, J. Low Temp. Phys. **113**, 741 (1998).
- [49] F. Calcavecchia, F. Pederiva, and T. D. Kühne, Journal of Unsolved Questions **1**, 13 (2011).
- [50] F. Calcavecchia, F. Pederiva, M. H. Kalos, and T. D. Kühne, Phys. Rev. E **90**, 053304 (2014).
- [51] F. Calcavecchia and M. Holzmann, arXiv:1601.01558 (2016).
- [52] M. H. Kalos, D. Levesque, and L. Verlet, Phys. Rev. A **9**, 2178 (1974).
- [53] D. M. Ceperley and B. J. Alder, Phys. Rev. Lett. **45**, 566 (1980).
- [54] F. Pederiva, S. A. Vitiello, K. Gernoth, S. Fantoni, and L. Reatto, Phys. Rev. B **53**, 15129 (1996).
- [55] R. P. Feynman, Phys. Rev. **94**, 262 (1954).
- [56] R. P. Feynman and M. Cohen, Phys. Rev. **102**, 1189 (1956).
- [57] A. Bijl, Physica **7**, 869 (1940).
- [58] R. B. Dingle, Philos. Mag. **40**, 573 (1949).
- [59] Note2, <https://github.com/francesco086/HswfQMC>.
- [60] D. Ceperley, G. V. Chester, and M. H. Kalos, Phys. Rev. B **16**, 3081 (1977).
- [61] P. Giannozzi et al., J. Phys.: Condens. Matter **21**, 5502 (2009).
- [62] J. P. Perdew, K. Burke, and M. Ernzerhof, Phys. Rev. Lett. **77**, 3865 (1996).
- [63] H. J. Monkhorst and J. D. Pack, Phys. Rev. B **13**, 5188 (1976).
- [64] F. Calcavecchia and T. D. Kühne, Europhys. Lett. **110**, 20011 (2015).
- [65] S. Sorella, Phys. Rev. B **71**, 241103 (2005).
- [66] P. P. Ewald, Annalen der Physik **369**, 253 (1921), ISSN 1521-3889.
- [67] Note3, the original Jackson-Feenberg expression reads as:
- $$\frac{\hbar^2}{2} \sum_{j=1}^N \frac{1}{2m_j} \int_{\Omega} dR (\nabla_j \psi^*(R) \nabla_j \psi(R) - \psi^*(R) \nabla_j^2 \psi(R))$$
- [68] V. Natoli and D. M. Ceperley, Journal of Computational Physics **117**, 171 (1995), ISSN 0021-9991.
- [69] C. Attacalite, Ph.D. thesis, SISSA Trieste, Italy (2005).
- [70] T. Kato, Comm. Pure Appl. Math. **10**, 151 (1957).
- [71] Note4, the following estimated kinetic energies have been computed for 16 hydrogen atoms in the metallic atm-bcc phase at $r_s = 1.31$ using the ASWF-pw trial WF. The employed variational parameters are: $A_{ee}^{\uparrow\uparrow} = 0.423$, $A_{ee}^{\uparrow\downarrow} = 0.829$, $F_{ee}^{\uparrow\uparrow} = 2.568$, $F_{ee}^{\uparrow\downarrow} = 1.834$, $A_{ep}^{\uparrow\uparrow} = -74.930$, $A_{ep}^{\uparrow\downarrow} = -68.191$, $F_{ep}^{\uparrow\uparrow} = 0.231$, $F_{ep}^{\uparrow\downarrow} = 0.242$, $C = 0.542$, $A_{ss}^{\uparrow\uparrow} = 2.400$, $A_{ss}^{\uparrow\downarrow} = 2.112$, $F_{ss}^{\uparrow\uparrow} = 5.508$, $F_{ss}^{\uparrow\downarrow} = 19.039$, $A_{sp}^{\uparrow\uparrow} = 2.400$, $A_{sp}^{\uparrow\downarrow} = 2.112$, $F_{sp}^{\uparrow\uparrow} = 5.508$ and $F_{sp}^{\uparrow\downarrow} = 19.039$, respectively.
- [72] C. Lin, F. H. Zong, and D. M. Ceperley, Phys. Rev. E **64**, 016702 (2001).
- [73] Note5, magic numbers are those that close the Fermi momenta shell in a simple cubic box. For a three dimensional system these are 1, 7, 19, 27, 33, 57, 81, 93, 123, 147, 171, 179, 203, 251
- [74] W. J. Nellis, High Pressure Research **33**, 369 (2013).
- [75] M. A. Morales, C. Pierleoni, E. Schwegler, and D. M. Ceperley, Proc. Nat. Acad. Sci. USA **107**, 12799 (2010).
- [76] E. Liberatore, M. A. Morales, D. M. Ceperley, and C. Pierleoni, Mol. Phys. **109**, 3029 (2010).
- [77] G. Mazzola, S. Yunoki, and S. Sorella, Nature Comm. **5**, 3487 (2014).
- [78] G. Mazzola and S. Sorella, Phys. Rev. Lett. **114**, 105701 (2015).
- [79] F. Datchi, P. Loubeyre, and R. LeToullec, Phys. Rev. B **61**, 6535 (2000).