

A Random Access Protocol for Pilot Allocation in Crowded Massive MIMO Systems

Emil Björnson, *Member, IEEE*, Elisabeth de Carvalho, *Senior Member, IEEE*,
Jesper H. Sørensen, *Member, IEEE*, Erik G. Larsson, *Fellow, IEEE*, Petar Popovski, *Fellow, IEEE*

Abstract—The Massive MIMO (multiple-input multiple-output) technology has a great potential to manage the rapid growth of wireless data traffic. Massive MIMO achieve tremendous spectral efficiency by spatial multiplexing of many tens of user equipments (UEs). These gains are only achieved in practice if many more UEs can connect efficiently to the network than today. As the number of UEs increases, while each UE intermittently accesses the network, the random access functionality becomes essential to share the limited number of pilots among the UEs. In this paper, we revisit the random access problem in the Massive MIMO context and develop a reengineered protocol, termed *strongest-user collision resolution* (SUCR). An accessing UE asks for a dedicated pilot by sending an unprotected random access pilot, with a risk that other UEs send the same pilot. The favorable propagation of Massive MIMO channels is utilized to enable distributed collision detection at each UE, thereby determining the strength of the contenders' signals and deciding to repeat the pilot if the UE judges that its signal at the receiver is the strongest. The SUCR protocol resolves the vast majority of all pilot collisions in crowded scenarios and continues to admit UEs efficiently also in overloaded network.

I. INTRODUCTION

The number of wirelessly connected devices and their respective data traffic are growing rapidly as we transition into the fully networked society [1]. The growth is currently driven by video streaming, social networking, and new use cases, such as machine-to-machine communication and internet of things. In dense urban scenarios, the METIS project predicts a future with up to 200 000 devices per km² and an associated data volume of 500 Gbyte/month/device [2]. These are massive numbers that call for radical changes in the network infrastructure to avoid congestion and guarantee service quality and availability. A fair amount of the traffic is expected to be

E. Björnson and E. G. Larsson are with the Department of Electrical Engineering (ISY), Linköping University, Linköping, Sweden (email: emil.bjornson@liu.se, erik.g.larsson@liu.se).

E. de Carvalho, J. H. Sørensen, and P. Popovski are with the Department of Electronic Systems, Aalborg University, Aalborg, Denmark (email: edc@es.aau.dk, jhs@es.aau.dk, petarp@es.aau.dk).

This work will be presented in part at the IEEE International Conference on Communications (ICC), Kuala Lumpur, Malaysia, May 2016.

This work was performed partly in the framework of the Danish Council for Independent Research (DFF133500273), the Horizon 2020 project FANTASTIC-5G (ICT-671660), the EU FP7 project MAMMOET (ICT-619086), ELLIIT, and CENIIT. The authors would like to acknowledge the contributions of the colleagues in FANTASTIC-5G and MAMMOET.

offloaded to WiFi and small-cell-technology, but macro cellular networks will remain to define the coverage, mobility support, and guaranteed service quality. Hence, future cellular networks need to handle *massive* numbers of connected UEs that request *massive* data volumes [3].

Since the cellular frequency bands are scarce, orders-of-magnitude capacity improvements are only possible by radically increasing in the spectral efficiency (SE) [bit/s/Hz]. The Massive MIMO network topology, proposed in the seminal paper [4], can theoretically deliver such extraordinary improvements [5]. The gains are achieved by spatial multiplexing, where base stations (BSs) with hundreds of antennas are utilized to serve tens of UEs at the same time-frequency resource. Massive MIMO is primarily a technology for time-division duplexing (TDD) [6], where scalable channel estimation protocols are achieved by only requiring uplink pilots and utilizing channel reciprocity to obtain downlink channel estimates. The communication-theoretic performance and asymptotic limits of Massive MIMO have been analyzed extensively in recent years; see for instance [4]–[14]. These works have focused on the performance achieved by *active* UEs, mainly in homogeneously loaded cells, while the network access functionality has received little attention [15]. It is important to note that the building block of the traffic is data packets, which are generated in an intermittent and unpredictable fashion in all non-streaming applications. For example, web browsing and social network applications are characterized by bursty on-off traffic where intensive download activities are interwoven with silence. Many UEs thus switch between being active and inactive at a frequent and irregular basis. Since Massive MIMO will be deployed to handle, say, 10× higher UE densities than current systems, the number of UEs that switch between active and inactive mode in a given time interval will typically be 10× higher as well. Scalable and efficient access protocols are thus mandatory.

A. Random Access Functionality in LTE

Before we propose a new highly scalable access protocol, we describe the conventional protocol used on the Physical Random Access Channel (PRACH) of Long-Term Evolution (LTE). It consists of four steps [16], as illustrated in Fig. 1. In Step 1, each accessing UE picks a

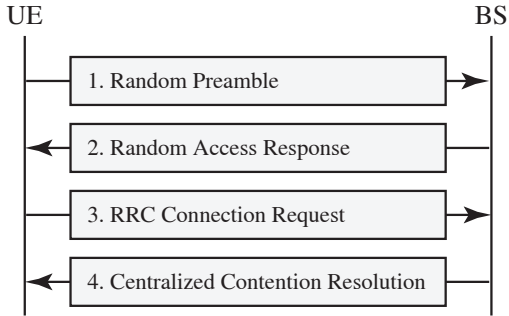


Fig. 1: The PRACH protocol of the LTE system.

preamble at random from a predefined set. The preamble is an entity that enables synchronization towards the BS. It does not carry specific reservation information or data and thus can be viewed as a pilot sequence. Since UEs that wish to access the network are not coordinated in picking the preambles, a collision occurs if two or more UEs select the same preamble. A BS in LTE only detects if a specific preamble is active or not in Step 1 [17]. In Step 2, the BS sends a *random access response* corresponding to each activated preamble, to convey physical parameters (e.g., timing advance) and allocate a resource to the UE (or UEs) that activated the preamble. In Step 3, each UE that has received a response to its preamble transmission sends a *RRC (Radio Resource Control) Connection Request* in order to request resources for subsequent data transmission. If more than one UE activated the preamble, then all these UEs use the same resource to send their RRC connection request in Step 3 and this collision is detected by the BS. Step 4 is called *contention resolution* and contains one or multiple steps to resolve the collision. This is a complicated procedure that might result in that all colliding UEs need to make a new access attempt after a random waiting time.

B. Prior Work on Random Access in Massive MIMO

Conventional cellular networks allocate dedicated resources to each active UE, thus the BS needs to convey the time-frequency positions of these resources. In contrast, Massive MIMO systems allocate all time-frequency resources to all active UEs, and separate them spatially based on their pilot sequences. The number of pilots is limited by the size of the channel coherence block. In the original Massive MIMO concept of [4] the UEs within a cell use mutually orthogonal pilots, while the necessary reuse of pilots across cells causes *inter-cell pilot contamination* that leads to additional interference [7].

In crowded urban scenarios the total number of active and inactive UEs residing in a cell is also much larger than the number of available pilot sequences. Hence, a pilot cannot be permanently associated with a UE in the cell but need to be opportunistically allocated and deallocated to follow their unpredictable intermittent data traffic pattern. Random access (RA) mechanisms can be used for such

pilot allocation, but must be designed to resolve collisions in crowded cells without excessive access delays. The papers [18], [19] propose protocols where UEs can transmit data whenever they like by selecting pilots at random from a common pool. This eliminates access delays, at the cost of pilot collisions that cause *intra-cell pilot contamination*. The collisions are expressed as a graph code in [18] and belief propagation is used to mitigate pilot contamination. Ergodic SE expressions are derived in [19] and utilized to optimize the UE activation probability and pilot length.

In this paper, we explore the alternative solution that each UE needs to be assigned a pilot sequence before transmitting payload data, to avoid intra-cell pilot collisions and actualize the payload transmission situation considered in the main body of Massive MIMO research [4]–[10]. We propose a new RA protocol for UEs that wish to access the network. The protocol can resolve RA collisions in a distributed and scalable way, by exploiting special properties of Massive MIMO channels. A preliminary version of the protocol was described in [20].

C. Outline and Notation

The remainder of this paper is organized as follows. Section II describes the proposed RA protocol assuming arbitrary Massive MIMO channels, while Section III analyzes the performance with uncorrelated Rayleigh fading channels. Section IV provides numerical results that show how the proposed protocol can resolve severe RA collisions and operate under very high load. The main conclusions are summarized in Section V.

The following notation is used throughout the paper. The transpose, conjugate-transpose, and conjugate of a matrix \mathbf{X} are denoted by \mathbf{X}^T , \mathbf{X}^H , and \mathbf{X}^* , respectively. We let \mathbf{I}_M denote the $M \times M$ identity matrix, whereas $\|\cdot\|$ and $|\cdot|$ stand for the Euclidean norm of a vector and cardinality of a set, respectively. The notations $\mathbb{E}\{\cdot\}$ and $\mathbb{V}\{\cdot\}$ indicate the expectation and variance with respect to a random variable. We use $\mathcal{N}(\cdot, \cdot)$ to denote a Gaussian distribution, $\mathcal{CN}(\cdot, \cdot)$ to denote a circularly-symmetric complex Gaussian distribution, $B(\cdot, \cdot)$ to denote a binomial distribution, and χ_n to denote a chi-distribution with n degrees of freedom. We use \mathbb{C} and \mathbb{R} to denote spaces of complex-valued and real-valued numbers, respectively. The Gamma function is denoted by $\Gamma(\cdot)$.

II. PROPOSED RANDOM ACCESS PROTOCOL

We consider cellular networks where each BS is equipped with M antennas. The system operates in TDD mode and the time-frequency resources are divided into coherence blocks of T channel uses, dimensioned such that the channel responses between each BS and its UEs are constant and frequency flat. We let \mathcal{U}_i denote the set of UEs that reside in cell i . At any given time, only a subset $\mathcal{A}_i \subset \mathcal{U}_i$ of the UEs are active in the sense that

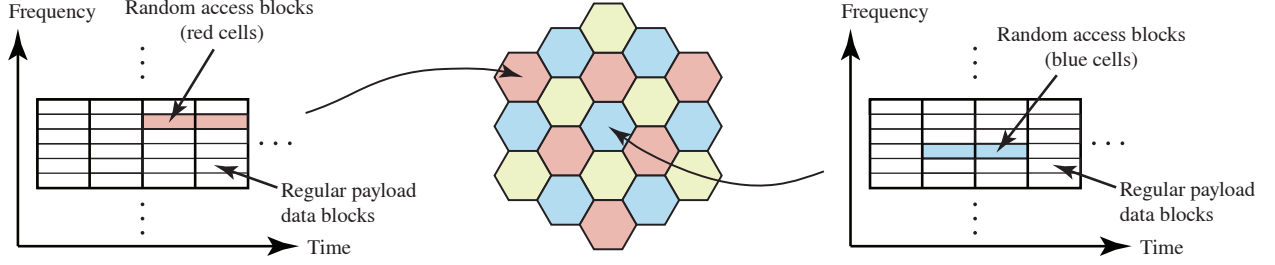


Fig. 2: Illustration of the proposed transmission protocol, where the time-frequency domain is divided into coherence blocks. The majority of the blocks are used for payload data transmission for active UEs (which have been allocated dedicated pilots). A few of the blocks are used for random access where inactive UEs can ask to be admitted to the payload data blocks. The location of the random access blocks in the time-frequency grid is different between adjacent cells (here illustrated using a reuse factor of three), and the neighbors are either quiet or send payload during the RA.

they are transmitting and/or receiving data. Note that in the scenarios relevant for Massive MIMO deployment, we typically have a very large UE set: $|\mathcal{U}_i| \gg T$. However, the active UEs satisfy $|\mathcal{A}_i| < T$, thus the BS can temporarily assign orthogonal pilot sequences to these UEs and reclaim them when their respective transmissions are finished.

The coherence blocks are divided into two categories: *payload data blocks* and *random access blocks*. For each cell i , the first category is used for uplink (UL) and downlink (DL) data transmission to the UEs in the set \mathcal{A}_i . These UEs have temporarily been allocated $|\mathcal{A}_i|$ mutually orthogonal pilot sequences, which however are reused in other cells (using some reuse factor that guarantees low pilot contamination [5]). The payload data blocks can be operated as in the classical Massive MIMO works [4]–[10], which provide methods to achieve high data rates.

The second category is dedicated for RA from inactive UEs (i.e., some of those in $\mathcal{U}_i \setminus \mathcal{A}_i$) that wish to be admitted to the payload data blocks; that is, to be allocated a temporary dedicated pilot. This category has not been studied in the Massive MIMO context and is the main focus of this paper. The time-frequency location of the RA blocks is different between adjacent cells, as illustrated in Fig. 2. This design choice protects the RA procedure from the strongest forms of inter-cell interference, as will be shown later.

A. Strongest-user collision resolution (SUCR) – Overview

The key contribution of this paper is the strongest-user collision resolution (SUCR) protocol, which is an efficient way to operate the RA blocks in beyond-LTE Massive MIMO systems. We first give a brief overview of the protocol and then provide the exact analytical details. The four main steps of the SUCR protocol are illustrated in Fig. 3. There is also a preliminary Step 0, in which the BS broadcasts a control signal from which each UE can estimate its average channel gain and synchronize itself to the BS.¹ In Step 1, a subset of the inactive UEs in

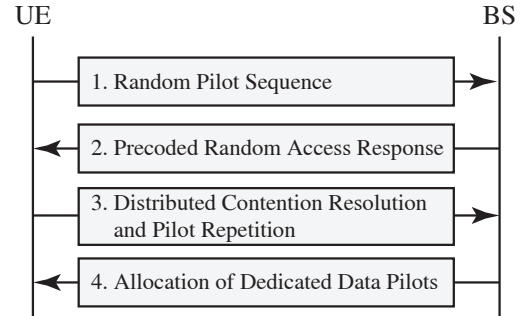


Fig. 3: The proposed SUCR random access protocol for Massive MIMO.

cell i wants to become active. Each such UE selects a pilot sequence at random from a predefined pool of RA pilots. BS i estimates the channel that each pilot has propagated over. If multiple UEs selected the same RA pilot, a collision has occurred and the BS obtains an estimate of the superposition of the UE channels. The BS cannot detect if collisions occurred at this point, which resembles the situation in LTE.

In Step 2, the BS responds by sending DL pilots that are precoded using the channel estimates, which results in spatially directed signals toward the UEs that sent the particular RA pilot. The DL signal features an array gain of M that is divided between the UEs that sent the RA pilot. Due to channel reciprocity, the share of the array gain is proportional to their respective UL signal gains, particularly when M is large, which enables each UE to estimate the sum of the signal gains and compare it with its own signal gain (using information from Step 0). Each UE can thereby detect RA collisions in a *distributed way*. This departs from the conventional approach in which collisions are detected in a *centralized way* at the BS and broadcasted to the UEs.

Based on the detection in Step 2 and the favorable propagation of Massive MIMO channels, the UEs can resolve RA contentions in Step 3 by applying a local decision rule: only the UE with the strongest UL signal gain should repeat the RA pilot. This is a key advantage

¹In an OFDM system the UE and BS need to be synchronized in frequency, while the time delay is shorter than the cyclic prefix.

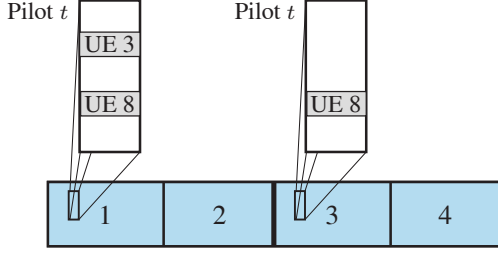


Fig. 4: Illustration of a UE collision at RA pilot t resolved by the SUCR protocol, where only the UE with strongest signal gain repeats the pilot in Step 3.

over LTE, where all contending UEs repeat the preamble in Step 3. This mechanism is illustrated in Fig. 4. The probability of non-colliding pilot transmission in Step 3 is vastly increased in the SUCR protocol, which enables the network to admit UEs also in crowded scenarios. The transmission in Step 3 also contains the identity of the UE and a request for payload transmission, resembling the RRC Connection Request in LTE. Step 4 grants these resources by assigning a pilot sequence that can be used in the payload blocks or starts further contention resolution (in an LTE fashion or by repeating the SUCR protocol), in the few cases when RA collisions remain.

B. Detailed Description of the SUCR Protocol

Next, we describe and analyze the proposed RA protocol in detail. Without loss of generality, we focus on an arbitrary cell, say cell 0, and consider how interference from other cells impacts the operation. Let $\mathcal{K}_0 = \mathcal{U}_0 \setminus \mathcal{A}_0$ denote the set of inactive UEs in cell 0 in a given RA block. Hence, there are $K_0 = |\mathcal{K}_0|$ inactive UEs in cell 0. These are assumed to share τ_p mutually orthogonal RA pilot sequences $\psi_1, \dots, \psi_{\tau_p} \in \mathbb{C}^{\tau_p}$ that span τ_p channel uses and satisfy $\|\psi_t\|^2 = \tau_p$. We typically have $\tau_p \ll K_0$, but there is no formal constraint.

Each of the K_0 UEs picks one of the τ_p pilots uniformly at random in each RA block: UE k selects pilot $c(k) \in \{1, 2, \dots, \tau_p\}$. Furthermore, each UE would like to become active in the current block with probability $P_a \leq 1$, which is a fixed scenario-dependent parameter that describes how often a UE has data packets to transmit or receive. An access attempt by UE k consists of transmitting the pilot $\psi_{c(k)}$ with a non-zero power $\rho_k > 0$, otherwise it stays silent by setting $\rho_k = 0$. Hence, each inactive UE will transmit a particular pilot sequence ψ_t (using non-zero power) with probability P_a/τ_p . The set $\mathcal{S}_t = \{k : c(k) = t, \rho_k > 0\}$ contains the indices of the UEs that transmit pilot t . Based on this model, the number

of UEs, $|\mathcal{S}_t|$, that transmits ψ_t has a binomial distribution:²

$$|\mathcal{S}_t| \sim B\left(K_0, \frac{P_a}{\tau_p}\right). \quad (1)$$

We notice that pilot t is unused ($|\mathcal{S}_t| = 0$) with probability $(1 - \frac{P_a}{\tau_p})^{K_0}$ and selected by only one UE ($|\mathcal{S}_t| = 1$) with probability $K_0 \frac{P_a}{\tau_p} (1 - \frac{P_a}{\tau_p})^{K_0-1}$. Consequently, an RA collision ($|\mathcal{S}_t| \geq 2$) occurs with probability

$$1 - \left(1 - \frac{P_a}{\tau_p}\right)^{K_0} - K_0 \frac{P_a}{\tau_p} \left(1 - \frac{P_a}{\tau_p}\right)^{K_0-1}. \quad (2)$$

These collisions need to be detected and resolved before any UE can be admitted into the payload blocks. The SUCR protocol is a distributed method to resolve pilot collisions at the UE side by utilizing properties of Massive MIMO channels.

The channel response between UE $k \in \mathcal{K}_0$ and its BS is denoted by $\mathbf{h}_k \in \mathbb{C}^M$. We adopt a very general propagation model where the channels are assumed to satisfy the following two conditions:

$$\frac{\|\mathbf{h}_k\|^2}{M} \xrightarrow{M \rightarrow \infty} \beta_k, \quad \forall k, \quad (3)$$

$$\frac{\mathbf{h}_k^H \mathbf{h}_i}{M} \xrightarrow{M \rightarrow \infty} 0, \quad \forall k, i, k \neq i, \quad (4)$$

for some strictly positive value of β_k that is known to UE k (it was estimated in Step 0). Such channels are said to offer *asymptotic favorable propagation* [21].

The properties (3) and (4) are satisfied (almost surely) by a variety of stochastic channel models; for example, when $\mathbf{h}_k = \mathbf{R}_k^{1/2} \mathbf{x}_k$ where $\mathbf{R}_k \in \mathbb{C}^{M \times M}$ is a positive semi-definite matrix with bounded spectral norm and $\mathbf{x}_k \in \mathbb{C}^M$ has i.i.d. entries with zero mean and bounded eighth-order moment [22, Theorem 3.4, Theorem 3.7]. In this case we have $\text{tr}(\mathbf{R}_k)/M \rightarrow \beta_k$. Asymptotic favorable propagation can also be obtained for deterministic line-of-sight channels; for example, for uniform linear arrays (ULAs) where the UEs have distinct angles with respect to the BS array [21].

We will describe the four steps of the SUCR protocol under the assumption that the channels offer asymptotic favorable propagation. In Section III we particularize the protocol for uncorrelated Rayleigh fading channels, which enables us to quantify the performance in further detail.

1) *Random Pilot Sequence*: In Step 1 of the proposed RA protocol, the BS receives the signal $\mathbf{Y} \in \mathbb{C}^{M \times \tau_p}$ from the pilot transmission:

$$\mathbf{Y} = \sum_{k \in \mathcal{K}_0} \sqrt{\rho_k} \mathbf{h}_k \psi_{c(k)}^T + \mathbf{W} + \mathbf{N}, \quad (5)$$

²This is a simplified model where each RA block is treated independently. However, a UE that fails to access the network in one block will soon try again which creates a correlation between RA blocks. This practical scenario is studied numerically in Section IV and we stress that the proposed protocol can be applied under any UE distribution.

where $\mathbf{N} \in \mathbb{C}^{M \times \tau_p}$ is white receiver noise with each element distributed as $\mathcal{CN}(0, \sigma^2)$. The matrix $\mathbf{W} \in \mathbb{C}^{M \times \tau_p}$ represents interference from other cells and each column is assumed to satisfy the conditions in (3)–(4).³

By correlating \mathbf{Y} with an arbitrary (normalized) pilot sequence $\boldsymbol{\psi}_t$, the BS obtains

$$\begin{aligned} \mathbf{y}_t &= \mathbf{Y} \frac{\boldsymbol{\psi}_t^*}{\|\boldsymbol{\psi}_t\|} = \sum_{i \in \mathcal{S}_t} \sqrt{\rho_i} \|\boldsymbol{\psi}_t\| \mathbf{h}_i + \mathbf{W} \frac{\boldsymbol{\psi}_t^*}{\|\boldsymbol{\psi}_t\|} + \mathbf{n}_t \\ &= \sum_{i \in \mathcal{S}_t} \sqrt{\rho_i \tau_p} \mathbf{h}_i + \mathbf{W} \frac{\boldsymbol{\psi}_t^*}{\|\boldsymbol{\psi}_t\|} + \mathbf{n}_t, \end{aligned} \quad (6)$$

where $\mathbf{n}_t = \mathbf{N} \frac{\boldsymbol{\psi}_t^*}{\|\boldsymbol{\psi}_t\|} \sim \mathcal{CN}(\mathbf{0}, \sigma^2 \mathbf{I}_M)$ is the effective receiver noise and we notice that $\|\boldsymbol{\psi}_t\| = \sqrt{\tau_p}$. Recall that \mathcal{S}_t is the set of UEs that transmitted pilot $\boldsymbol{\psi}_t$.

Remark 1 (Detecting active pilots). The BS can utilize $\mathbf{y}_t \in \mathbb{C}^M$ to determine if $|\mathcal{S}_t| \geq 1$ or $|\mathcal{S}_t| = 0$ for the considered pilot sequence; that is, whether or not there is at least one active UE. This is particularly easy in Massive MIMO systems that operate under asymptotic favorable propagation since

$$\frac{\|\mathbf{y}_t\|^2}{M} \xrightarrow{M \rightarrow \infty} \sum_{i \in \mathcal{S}_t} \rho_i \beta_i \tau_p + \omega_t + \sigma^2, \quad (7)$$

where we used the notation $\|\mathbf{W} \frac{\boldsymbol{\psi}_t^*}{\|\boldsymbol{\psi}_t\|}\|^2 / M \rightarrow \omega_t$. This is an additional feature since the SUCR protocol does not require the BS to know which pilots that were used in Step 1.

2) *Precoded Random Access Response*: In Step 2, the BS responds to the RA pilots by sending orthogonal precoded DL pilot signals that correspond to each of the RA pilots that were used in the UL. Note that \mathbf{y}_t in (6) is a weighted superposition of the channels of UEs that used pilot t (it is also impaired by interference and noise). If the BS uses $\mathbf{y}_t / \|\mathbf{y}_t\|$ as precoding vector when sending the pilot sequence $\boldsymbol{\phi}_t$ in the DL, the signal will be directed in a multi-cast maximum ratio transmission fashion towards the UEs in \mathcal{S}_t . The complete precoded DL pilot signal $\mathbf{V} \in \mathbb{C}^{M \times \tau_p}$ is

$$\mathbf{V} = \sqrt{q} \sum_{s=1}^{\tau_p} \frac{\mathbf{y}_s}{\|\mathbf{y}_s\|} \boldsymbol{\phi}_s^T, \quad (8)$$

where the DL transmit power q has a predefined value. Note that all pilot sequences are also sent in the DL and the pilot length is still τ_p , thus independent of the number of antennas.

The received signal $\mathbf{z}_k \in \mathbb{C}^{\tau_p}$ at UE $k \in \mathcal{S}_t$ is

$$\mathbf{z}_k^T = \mathbf{h}_k^H \mathbf{V} + \mathbf{v}_k^T + \boldsymbol{\eta}_k^T \quad (9)$$

³The neighboring cells in Fig. 2 interfere by sending random data sequences. This implies that $\mathbf{W} = \sum_l \mathbf{w}_l \mathbf{d}_l^T$, which is a summation of the interfering transmissions. The l th interferer has the channel response $\mathbf{w}_l \in \mathbb{C}^M$ to the BS in cell 0 and transmits some random data sequence $\mathbf{d}_l \in \mathbb{C}^{\tau_p}$. If each channel \mathbf{w}_l offers asymptotic favorable propagation, then each column of \mathbf{W} satisfies the same set of conditions.

where \mathbf{h}_k^H is the reciprocal DL channel, $\mathbf{v}_k \in \mathbb{C}^{\tau_p}$ is inter-cell interference, and $\boldsymbol{\eta}_k \sim \mathcal{CN}(\mathbf{0}, \sigma^2 \mathbf{I}_{\tau_p})$ is receiver noise. By correlating the received signal \mathbf{z}_k with the (normalized) pilot sequence $\boldsymbol{\psi}_t$, the UE obtains

$$z_k = \mathbf{z}_k^T \frac{\boldsymbol{\psi}_t^*}{\|\boldsymbol{\psi}_t\|} = \sqrt{q \tau_p} \mathbf{h}_k^H \frac{\mathbf{y}_t}{\|\mathbf{y}_t\|} + \mathbf{v}_k^T \frac{\boldsymbol{\psi}_t^*}{\|\boldsymbol{\psi}_t\|} + \eta_k \quad (10)$$

where $\eta_k = \boldsymbol{\eta}_k^T \frac{\boldsymbol{\psi}_t^*}{\|\boldsymbol{\psi}_t\|} \sim \mathcal{CN}(0, \sigma^2)$ is the effective receiver noise. By utilizing the asymptotic favorable propagation, we notice that

$$\begin{aligned} \frac{z_k}{\sqrt{M}} &= \sqrt{q \tau_p} \frac{\mathbf{h}_k^H \mathbf{y}_t}{M} \frac{1}{\sqrt{\frac{1}{M} \|\mathbf{y}_t\|^2}} + \frac{\mathbf{v}_k^T \boldsymbol{\psi}_t^*}{\sqrt{M} \|\boldsymbol{\psi}_t\|} + \frac{\eta_k}{\sqrt{M}} \\ &\xrightarrow{M \rightarrow \infty} \frac{\sqrt{\rho_k q \beta_k \tau_p}}{\sqrt{\sum_{i \in \mathcal{S}_t} \rho_i \beta_i \tau_p + \omega_t + \sigma^2}} \end{aligned} \quad (11)$$

by utilizing (7), assuming that the inter-cell interference \mathbf{v}_k is unaffected by M , and exploiting the fact that the noise does not increase with M . Looking at (11), let us define

$$\alpha_t = \sum_{i \in \mathcal{S}_t} \rho_i \beta_i \tau_p + \omega_t \quad (12)$$

as the sum of the signal and interference gains that were received at the BS during the UL transmission of pilot $\boldsymbol{\psi}_t$. The intra-cell signals are amplified by a factor τ_p , as compared to the inter-cell interference, which is the processing gain from having a pilot sequence that spans τ_p symbols. Let the function $\Re(\cdot)$ give the real part of its input. Based on (11), we obtain the approximation

$$\frac{\Re(z_k)}{\sqrt{M}} \approx \frac{\sqrt{\rho_k q \beta_k \tau_p}}{\sqrt{\alpha_t + \sigma^2}}, \quad (13)$$

where we discard the imaginary part of z_k that only contains noise, interference and estimation errors. UE k can use this approximation to estimate α_t :

$$\hat{\alpha}_{t,k}^{\text{approx1}} = \max \left(\frac{M q \rho_k \beta_k^2 \tau_p^2}{(\Re(z_k))^2} - \sigma^2, \rho_k \beta_k \tau_p \right), \quad (14)$$

where $\max(\cdot, \cdot)$ takes the maximum of the two values (since UE k knows that $\alpha_t \geq \rho_k \beta_k \tau_p$). This estimator is asymptotically error-free, as $M \rightarrow \infty$, due to (11).

3) *Contention Resolution & Pilot Repetition*: The UL pilot transmission is repeated in Step 3. The main goal of the proposed protocol is to resolve pilot contentions in a distributed manner in Step 3, so that each pilot is only repeated by one UE. Each UE $k \in \mathcal{S}_t$ knows its own average signal gain $\rho_k \beta_k \tau_p$ and has an estimate $\hat{\alpha}_{t,k}$ of the sum of the signal gains of the contending UEs (plus inter-cell interference), such that it can infer:

- If a pilot collision has occurred: $\hat{\alpha}_{t,k} > \rho_k \beta_k \tau_p$ (with a margin that accounts for inter-cell interference);
- How strong its own signal is relative to the sum of all the contenders' signals: $\rho_k \beta_k \tau_p / \hat{\alpha}_{t,k}$.

Since the number of contenders, $|\mathcal{S}_t|$, is unknown, a UE can only compare its own signal gain with the summation of the gains of its contenders. To resolve the contention we make the following definition.

Definition 1. The contention winner is the UE $k \in \mathcal{S}_t$ with the largest $\rho_k \beta_k \tau_p$, referred to as the *strongest user*.

In the asymptotic case when α_t is exactly known, UE k is sure to be the contention winner if $\rho_k \beta_k \tau_p > \alpha_t - \rho_k \beta_k \tau_p$, irrespective of how many contenders there are. This criterion can be written as $\rho_k \beta_k \tau_p > \alpha_t/2$ and interpreted as having a UE k with a signal gain that is greater than the sum of all the other UEs' signal gains.

Definition 2. We have *resolved a collision* if and only if a single UE appoints itself the contention winner.

An example where a two-UE collision is resolved is given in Fig. 4. If there are $|\mathcal{S}_t| = 2$ UEs (or $|\mathcal{S}_t| = 1$ for that matter) the criterion $\rho_k \beta_k \tau_p > \alpha_t/2$ can be used to resolve any collision, in the special case when α_t is known and there is no inter-cell interference. In practice, only the estimate $\hat{\alpha}_{t,k}$ is known, it happens that $|\mathcal{S}_t| \geq 3$, and there will be inter-cell interference. There is then a risk that multiple UEs or no UE identify themselves as the contention winner.

Definition 3. A *false negative* occurs when none of the UEs identifies itself as the contention winner. A *false positive* occurs when more than one UE identify itself as the contention winner.

We propose that each UE $k \in \mathcal{S}_t$ applies the following *decision rule*:

$$\mathcal{R}_k : \quad \rho_k \beta_k \tau_p > \hat{\alpha}_{t,k}/2 + \epsilon_k \quad (\text{repeat}), \quad (15)$$

$$\mathcal{I}_k : \quad \rho_k \beta_k \tau_p \leq \hat{\alpha}_{t,k}/2 + \epsilon_k \quad (\text{inactive}). \quad (16)$$

UE $k \in \mathcal{S}_t$ concludes that it has the strongest signal gain if \mathcal{R}_k is true and *repeats* the transmission of pilot ϕ_t in Step 3. If it instead concludes that \mathcal{I}_k is true, it decides to remain *inactive* by pulling out from the RA attempt and try again later. The estimation errors and inter-cell interference can cause false positives or negatives. The bias parameter $\epsilon_k \in \mathbb{R}$ can be used to tune the system behavior to the final performance criterion; for example, to maximize the average number of resolved collisions or to minimize the risk of false positives (or negatives).

The probability of resolving a contention is determined by the decision rule. By numbering the active UEs in \mathcal{S}_t from 1 to $|\mathcal{S}_t|$, the probability of resolving a pilot collision with $|\mathcal{S}_t|$ contenders is

$$\begin{aligned} P_{|\mathcal{S}_t|, \text{resolved}} &= \Pr\{\mathcal{R}_1, \mathcal{I}_2, \dots, \mathcal{I}_{|\mathcal{S}_t|}\} \\ &+ \Pr\{\mathcal{I}_1, \mathcal{R}_2, \mathcal{I}_3, \dots, \mathcal{I}_{|\mathcal{S}_t|}\} + \dots \\ &+ \Pr\{\mathcal{I}_1, \dots, \mathcal{I}_{|\mathcal{S}_t|-1}, \mathcal{R}_{|\mathcal{S}_t|}\}, \end{aligned} \quad (17)$$

where the randomness is due to channel realizations, inter-cell interference, and noise (and possibly also random UE

locations). In the special case $|\mathcal{S}_t| = 2$, (17) reduces to

$$P_{2, \text{resolved}} = \Pr\{\mathcal{R}_1, \mathcal{I}_2\} + \Pr\{\mathcal{I}_1, \mathcal{R}_2\}, \quad (18)$$

while a false negative occurs if both the UEs pull out (with probability $\Pr\{\mathcal{I}_1, \mathcal{I}_2\}$) and a false positive occurs when both UEs repeat the pilot (with probability $\Pr\{\mathcal{R}_1, \mathcal{R}_2\}$).

Remark 2 (Probabilistic bias terms). The decision rule in (15) appears to make a hard decision on whether or not UE k is the strongest user. This can, however, be softened by using random bias terms. For example, UE k might know that a certain ratio $\rho_k \beta_k \tau_p / \hat{\alpha}_{t,k}$ implies a certain probability of being the strongest UE. The bias term can then be made a random variable that depends on this ratio and makes the UE appoint itself the strongest user with the same probability. Since the exact details depend strongly on the propagation environment and UE distribution, which are hard to compute and model exactly in practice, the design of probabilistic bias terms is mainly an engineering problem that is not studied further in this paper.

4) *Allocation of Dedicated Payload Pilots*: The BS receives the repeated RA pilot transmissions in Step 3 which are followed by UL messages that, for example, can contain the unique identity number of the UE. The BS uses the t th pilot signal to estimate the channel to the UE (or UEs) that sent ψ_t in Step 3 and tries to decode the corresponding message. If the decoding is successful, the BS has identified one of the UEs in \mathcal{S}_t and can admit it to the payload coherence blocks by allocating a pilot sequence (which typically is unique within the cell). This resource allocation decision is broadcasted in Step 4, similarly to the precoded response in Step 2. If the decoding fails, the SUCR protocol has failed to resolve the collision and can either be repeated or other conventional methods for contention resolution can be applied; for example, the BS can broadcast a message to the UEs that repeated ψ_t to instruct when and how to access the network again. Note that if pilot t was unused in Step 1 (i.e., $|\mathcal{S}_t| = 0$), it will also be unused in Step 3 and hence the “decoding” will fail. There is no need for the BS to explicitly determine that $|\mathcal{S}_t| = 0$.

Remark 3 (Fairness). The SUCR protocol gives priority to UEs with the strong signal gains, which are typically in the cell center, while cell-edge UEs have weaker signal gains and are more likely to lose a contention. This short-term fairness issue is the price to pay for being able to resolve many collisions; the simulations in Section IV show that around $0.9\tau_p$ UEs out of the maximum τ_p are admitted in each RA block. Since only a few UEs need to make new attempts, there will be fewer collisions in the long-run and also the weakest UEs will succeed after a few attempts (see Section IV-D for numerical evidence).

III. PERFORMANCE WITH UNCORRELATED RAYLEIGH FADING CHANNELS

In this section, we consider the special case of uncorrelated Rayleigh fading channels with

$$\mathbf{h}_k \sim \mathcal{CN}(\mathbf{0}, \beta_k \mathbf{I}_M) \quad (19)$$

for all UEs $k \in \mathcal{K}_0$. Furthermore, the inter-cell interference term is modeled as $\mathbf{v}_k \sim \mathcal{CN}(\mathbf{0}, \Upsilon_k \mathbf{I}_{\tau_p})$ and is independent of the other signals. This model allows for a relatively tractable performance analysis for any value of M , in contrast to the analysis in Section II which focused on M for which the asymptotic favorable propagation properties are applicable (typically: $M > 50$). Recall that the received signal $z_k \in \mathbb{C}$ at UE $k \in \mathcal{S}_t$ in Step 2 was given in (10). The following lemma characterizes the distribution of this random variable.

Lemma 1. Consider uncorrelated Rayleigh fading channels. For any UE $k \in \mathcal{S}_t$ the received signal in (10) can be expressed as $z_k = g_k + \nu_k$, where

$$g_k = \sqrt{\frac{1}{2} \frac{\rho_k q \beta_k^2 \tau_p^2}{\alpha_t + \sigma^2}} x, \quad x \sim \chi_{2M} \quad (20)$$

$$\nu_k \sim \mathcal{CN}\left(0, \left(\sigma^2 + \Upsilon_k + q\beta_k\tau_p - \frac{\rho_k q \beta_k^2 \tau_p^2}{\alpha_t + \sigma^2}\right)\right) \quad (21)$$

are independent and χ_n denotes a chi-distribution with n degrees of freedom.

Proof: The proof is given in Appendix B. ■

By using the statistical properties in Lemma 1, we can compute the mean and variance of the normalized received DL signal z_k/\sqrt{M} :

$$\mathbb{E}\left\{\frac{z_k}{\sqrt{M}}\right\} = \sqrt{\frac{\rho_k q \beta_k^2 \tau_p^2}{\alpha_t + \sigma^2}} \frac{\Gamma(M + \frac{1}{2})}{\sqrt{M} \Gamma(M)}, \quad (22)$$

$$\begin{aligned} \mathbb{V}\left\{\frac{z_k}{\sqrt{M}}\right\} &= \frac{\rho_k q \beta_k^2 \tau_p^2}{\alpha_t + \sigma^2} \left(1 - \left(\frac{\Gamma(M + \frac{1}{2})}{\sqrt{M} \Gamma(M)}\right)^2\right) \\ &+ \frac{1}{M} \left(\sigma^2 + \Upsilon_k + q\beta_k\tau_p - \frac{\rho_k q \beta_k^2 \tau_p^2}{\alpha_t + \sigma^2}\right). \end{aligned} \quad (23)$$

By taking the limit $M \rightarrow \infty$, we obtain

$$\mathbb{E}\left\{\frac{z_k}{\sqrt{M}}\right\} \rightarrow \sqrt{\frac{\rho_k q \beta_k^2 \tau_p^2}{\alpha_t + \sigma^2}}, \quad \text{as } M \rightarrow \infty, \quad (24)$$

$$\mathbb{V}\left\{\frac{z_k}{\sqrt{M}}\right\} \rightarrow 0, \quad \text{as } M \rightarrow \infty, \quad (25)$$

by utilizing [23, §8.328.2] which manifests that

$$\frac{\Gamma(M + \frac{1}{2})}{\sqrt{M} \Gamma(M)} \xrightarrow{M \rightarrow \infty} 1. \quad (26)$$

Note that the mean value approaches the limit from (11) and the variance goes to zero, which confirms that Rayleigh fading channels offer asymptotic favorable propagation.

A. Different Estimators of α_t

Instead of exploiting the asymptotic favorable propagation property to estimate α_t , as we did in (14), we can use the exact statistics from Lemma 1 to obtain the maximum likelihood (ML) estimate.

Theorem 1. Consider uncorrelated Rayleigh fading channels. The ML estimate of α_t from the observation $z_k = z_{k,\Re} + jz_{k,\Im}$ (with $z_{k,\Re}, z_{k,\Im} \in \mathbb{R}$) is

$$\hat{\alpha}_{t,k}^{\text{ML}} = \arg \max_{\alpha \geq \rho_k \beta_k \tau_p} f_1(z_{k,\Re}|\alpha) f_2(z_{k,\Im}|\alpha) \quad (27)$$

for the conditional probability density functions (PDFs)

$$\begin{aligned} f_1(z_{k,\Re}|\alpha) &= \frac{e^{-\frac{(z_{k,\Re})^2}{\lambda_2}} \left(1 - \frac{\lambda_1}{\lambda_1 + \lambda_2}\right)^{2M-1}}{\Gamma(M) \lambda_1^M \sqrt{\pi \lambda_2}} \sum_{n=0}^{2M-1} \binom{2M-1}{n} \\ &\times \frac{\left(\Gamma\left(\frac{n+1}{2}\right) + c_n(z_{k,\Re}) \gamma\left(\frac{n+1}{2}, \frac{(z_{k,\Re})^2}{\lambda_1 + \lambda_2}\right)\right)}{\left(\frac{z_{k,\Re}}{\lambda_2}\right)^{n+1-2M} \left(\frac{1}{\lambda_1} + \frac{1}{\lambda_2}\right)^{2M-\frac{n+1}{2}}} \end{aligned} \quad (28)$$

$$f_2(z_{k,\Im}|\alpha) = \frac{1}{\sqrt{\pi \lambda_2}} e^{-\frac{(z_{k,\Im})^2}{\lambda_2}}, \quad (29)$$

where $\gamma(\cdot, \cdot)$ is the lower incomplete gamma function⁴,

$$c_n(z) = \begin{cases} (-1)^n & z \geq 0, \\ -1 & z < 0, \end{cases} \quad (30)$$

and the coefficients λ_1 and λ_2 depend on α as

$$\lambda_1 = \frac{\rho_k q \beta_k^2 \tau_p^2}{\alpha + \sigma^2} \quad (31)$$

$$\lambda_2 = \sigma^2 + \Upsilon_k + q\beta_k\tau_p - \lambda_1. \quad (32)$$

Proof: The proof is given in Appendix B. ■

The ML estimate $\hat{\alpha}_{t,k}^{\text{ML}}$ of α_t can be computed numerically using Theorem 1.⁵ An approximate estimate in closed-form can also be obtained from (22) by utilizing the fact that

$$\Re(z_k) \approx \mathbb{E}\{z_k\} = \sqrt{\frac{\rho_k q \beta_k^2 \tau_p^2}{\alpha_t + \sigma^2}} \frac{\Gamma(M + \frac{1}{2})}{\Gamma(M)} \quad (33)$$

when M is large. By solving the equation $\Re(z_k) = \mathbb{E}\{z_k\}$ for α_t we obtain the estimator

$$\hat{\alpha}_{t,k}^{\text{approx2}} = \max\left(\left(\frac{\Gamma(M + \frac{1}{2})}{\Gamma(M)}\right)^2 \frac{q\rho_k\beta_k^2\tau_p^2}{(\Re(z_k))^2} - \sigma^2, \rho_k\beta_k\tau_p\right), \quad (34)$$

where $\max(\cdot, \cdot)$ takes the maximum of the two values (since UE k knows that $\alpha_t \geq \rho_k \beta_k \tau_p$). This estimator is slightly different from the one obtained in (34), but they

⁴For any positive integer m , the lower incomplete gamma function can be computed as $\gamma(m, x) = \Gamma(m) - \Gamma(m) e^{-x} \sum_{k=0}^{m-1} x^k / \Gamma(k+1)$.

⁵The conditional PDF $f_1(z_{k,\Re}|\alpha)$ contains several terms that grow rapidly with M , while their ratios remain small. Hence, a careful implementation of the PDF is needed for numerical stability. The simulations in this paper were implemented successfully by taking the logarithm of each term in the summation.

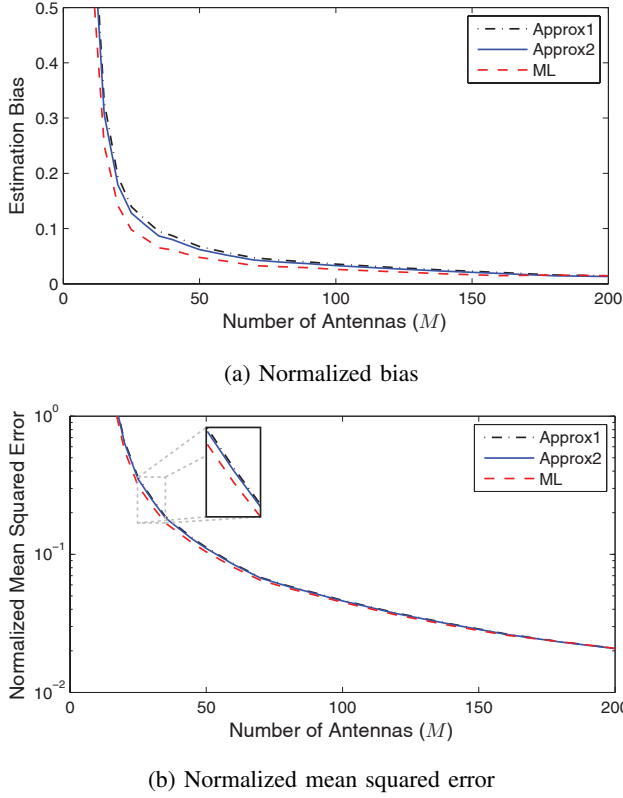


Fig. 5: Comparison of three estimators of the signal gain α_t : $\hat{\alpha}_{t,k}^{\text{ML}}$, $\hat{\alpha}_{t,k}^{\text{approx1}}$, and $\hat{\alpha}_{t,k}^{\text{approx2}}$. The true value is $\alpha_t = 20$, while the pilot SNR at UE i is 10 dB.

are asymptotically equivalent as $M \rightarrow \infty$ due to (26) and both are asymptotically error free.

We have obtained three different estimators of α_t : $\hat{\alpha}_{t,k}^{\text{ML}}$, $\hat{\alpha}_{t,k}^{\text{approx1}}$, and $\hat{\alpha}_{t,k}^{\text{approx2}}$. Which one is preferred in practice? The performance of these estimators is compared in Fig. 5, where $\alpha_t = 20$ and UE i estimates α_t while having $q = \rho_i \beta_i = \sigma^2 = 1$ and $\tau_p = 10$. This corresponds to having an SNR of 0 dB, while the effective pilot SNR is 10 dB. Fig. 5(a) shows the normalized bias $(\mathbb{E}\{\hat{\alpha}_{t,k}\} - \alpha_t)/\alpha_t$ and Fig. 5(b) shows the normalized mean-squared error (NMSE) $(\mathbb{E}\{|\hat{\alpha}_{t,k} - \alpha_t|^2\})/\alpha_t$. All three estimators perform badly for $M < 25$, but become asymptotically unbiased as M increases and achieves NMSEs below 10^{-1} for $M \geq 50$. The SUCR protocol is thus particularly useful in Massive MIMO. All estimators have a tendency to overestimate α_t , due to the positive bias. The ML estimator $\hat{\alpha}_{t,k}^{\text{ML}}$ provides the smallest NMSEs, as expected, while $\hat{\alpha}_{t,k}^{\text{approx2}}$ is better than $\hat{\alpha}_{t,k}^{\text{approx1}}$. However, the differences are tiny and thus we appoint $\hat{\alpha}_{t,k}^{\text{approx2}}$ as the preferred choice since the ML estimator is computationally involved.

B. Probability of Pilot Repetition

The core of the SUCR protocol is that only one UE transmits pilot t in Step 3. The probability that a particular

UE decides to repeat its pilot transmission is computed as follows.

Theorem 2. If UE $k \in \mathcal{S}_t$ estimates α_t as in (34) and applies the proposed decision rule with⁶ $\epsilon_k < \rho_k \beta_k \tau_p / 2$, then the probability of repeat the pilot in Step 3 is

$$\Pr\{\mathcal{R}_k\} = 1 - \Pr\{\Re(z_k) \leq \sqrt{\zeta_k}\} + \Pr\{\Re(z_k) \leq -\sqrt{\zeta_k}\} \quad (35)$$

where

$$\zeta_k = \left(\frac{\Gamma(M + \frac{1}{2})}{\Gamma(M)} \right)^2 \frac{q \rho_k \beta_k^2 \tau_p^2}{\sigma^2 + 2(\rho_k \beta_k \tau_p - \epsilon_k)} \quad (36)$$

and

$$\begin{aligned} \Pr\{\Re(z_k) \leq b\} &= Q\left(-\frac{b\sqrt{2}}{\sqrt{\lambda_2}}\right) - \sum_{k=0}^{M-1} \frac{e^{-\frac{b^2}{\lambda_2} \left(1 - \frac{\lambda_1}{\lambda_1 + \lambda_2}\right)}}{\Gamma(k+1) \lambda_1^k \sqrt{\pi \lambda_2}} \\ &\times \sum_{n=0}^{2k} \binom{2k}{n} \frac{\left(\Gamma\left(\frac{n+1}{2}\right) + c_n(b) \gamma\left(\frac{n+1}{2}, \frac{b^2}{\lambda_2} \frac{\lambda_1}{\lambda_1 + \lambda_2}\right)\right)}{2 \left(\frac{b}{\lambda_2}\right)^{n-2k} \left(\frac{1}{\lambda_1} + \frac{1}{\lambda_2}\right)^{2k + \frac{1}{2} - \frac{n}{2}}}. \end{aligned} \quad (37)$$

In these expressions, $Q(x) = \frac{1}{\sqrt{2\pi}} \int_x^\infty e^{-t^2/2} dt$ is the Q -function, $c_n(\cdot)$ is defined in (30), and λ_1 and λ_2 are given in (31)–(32) with $\alpha = \alpha_t$.

Proof: The proof is given in Appendix B. ■

This theorem provides the CDF of $\Re(z_k)$ and uses it to compute the exact probability $\Pr\{\mathcal{R}_k\}$ that UE k repeats the pilot in Step 3. Note that $\Pr\{\Re(z_k) \leq -\sqrt{\zeta_k}\} > 0$ in general, since there is a (tiny) probability that the noise and inter-cell interference will make $\Re(z_k)$ negative. Since the expressions in Theorem 2 are fairly complicated, we also study the asymptotic behavior as $M \rightarrow \infty$.

Corollary 1. For large M , the complementary CDF $\Pr\{\Re(z_k) > b\}$ in (37) converges to

$$Q\left(\frac{b - \frac{\Gamma(M + \frac{1}{2})}{\Gamma(M)} \sqrt{\lambda_1}}{\sqrt{\lambda_1^2 \left(M - \left(\frac{\Gamma(M + \frac{1}{2})}{\Gamma(M)}\right)^2\right) + \sigma^2 + \Upsilon_k + q \beta_k \tau_p - \lambda_1}}\right) \quad (38)$$

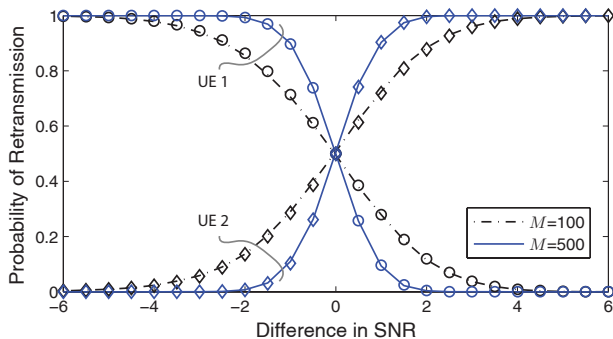
where the Q -function was defined in Theorem 2. In particular, for $\epsilon_k < \rho_k \beta_k \tau_p / 2$, the probability becomes

$$\lim_{M \rightarrow \infty} \Pr\{\mathcal{R}_k\} = \begin{cases} 0, & \rho_k \beta_k \tau_p < \alpha_t / 2 + \epsilon_k, \\ 1/2, & \rho_k \beta_k \tau_p = \alpha_t / 2 + \epsilon_k, \\ 1, & \rho_k \beta_k \tau_p > \alpha_t / 2 + \epsilon_k. \end{cases} \quad (39)$$

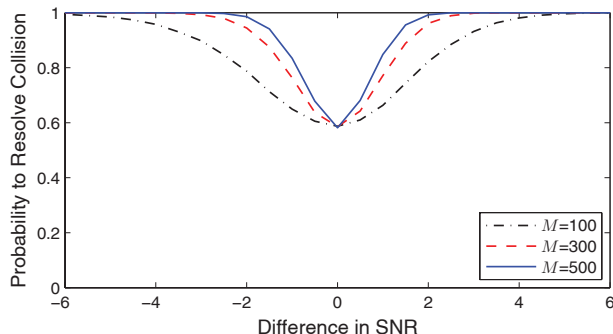
Proof: The proof is given in Appendix B. ■

This corollary confirms that if one UE has a signal gain that is larger than the sum of all the others' signal gains (plus inter-cell interference), then this UE will repeat its pilot in Step 3 with probability one in the regime of

⁶For all such bias terms, the estimate $\hat{\alpha}_{t,k} = \rho_k \beta_k \tau_p$ leads to a decision to repeat the pilot, which makes perfect sense since the UE believes that it is the only one that transmitted the pilot.



(a) Probability to repeat the pilot transmission in a two-UE collision



(b) Probability to resolve a two-UE collision

Fig. 6: A two-UE collisions is studied where UE 1 has $\rho_1\beta_1\tau_p = 10$ dB and UE 2 has $\rho_2\beta_2\tau_p$ between 4 dB and 16 dB. The SNR difference is $\rho_2\beta_2\tau_p - \rho_1\beta_1\tau_p$. (a) shows the probabilities that each of the UEs repeat the pilot in Step 3; (b) shows the probability to resolve the collision.

large number of antennas. The bias parameter ϵ_k can be used to tune this condition; for example, at most one UE will transmit the pilot in Step 3 when $\epsilon_k > 0$ for all k . At finite M there is always a risk for collisions and the pilot repetition decisions are correlated between the UEs, since they are based on partially the same sources of randomness (i.e., channel realizations and inter-cell interference). Since the expression for $\Pr\{\mathcal{R}_k\}$ in Theorem 2 is complicated, an exact computation of the probability to resolve collisions appears intractable. We will thus study this numerically instead.

C. Example: Resolving a Two-UE Collision

Let us consider a case where two UEs collide: $\mathcal{S}_t = \{1, 2\}$. The first UE has the fixed pilot SNR $\text{SNR}_1 = \rho_1\beta_1\tau_p = q\beta_1\tau_p = 10$ dB, while the corresponding SNR_2 of the second UE is varied between 4 dB and 16 dB (with normalized noise variance $\sigma^2 = 1$). Fig. 6(a) shows the probability that the UEs repeat their pilot transmissions in Step 3, assuming $\epsilon_k = 0$ and either $M = 100$ or $M = 500$ BS antennas. The horizontal axis shows the SNR difference $\text{SNR}_2 - \text{SNR}_1$ between the UEs, which is

between -6 dB and $+6$ dB. The curves were generated by Monte-Carlo simulations, while the markers are computed using the closed-form expression in Theorem 2. The minor discrepancies are due to the finite number of Monte Carlo realizations. If there is an SNR difference of at least 3 dB, then the UE with the largest SNR is likely the only one to repeat the pilot. In contrast, both UEs repeat the pilot with equal probability when they have identical SNR. The transition between these cases is sharper the more antennas are used, which is in line with Corollary 1.

The probability of resolving the two-UE collision $P_{2,\text{resolved}}$, as defined in (18), is shown in Fig. 6(b) for $\epsilon_k = 0$ and $M \in \{100, 300, 500\}$. The proposed SUCR protocol resolves almost all collisions when SNR_1 and SNR_2 are sufficiently different (e.g., more than 90% of the two-UE collisions when there is a 3 dB difference in SNR). The probability of resolving collisions improves when adding more antennas, except in the special case $\text{SNR}_1 = \text{SNR}_2$ where it is stable at around 60%. If the decisions would have been independent between the UEs, then only 50% of the collisions would be resolved in this special case. Hence, the errors in the estimates $\hat{\alpha}_{t,1}^{\text{approx}2}$ and $\hat{\alpha}_{t,2}^{\text{approx}2}$ are correlated; when one UE experiences a small-scale channel realization much stronger than the average it will underestimate α_t , while the other UE is likely to overestimate α_t since it will believe that the other UE has a stronger average channel gain than it actually has.

Remark 4 (Uplink pilot power control). Power control is used in conventional RA, such as LTE, to give the UEs equal conditions (i.e., the same signal gain $\rho_k\beta_k$). UEs at the cell edge transmit at full power, while cell-center UEs reduce their power. The SUCR protocol prefers the opposite type of power control; each UE transmits at full power and the pathloss variations are exploited to resolve potential RA collisions. In many practical cases it is likely that the colliding UEs have pathloss differences (in terms of β_k) of at least 3 dB. In situations where this is not the case, the RA pilot powers ρ_k can be randomized around a nominal value to create a similar type of randomness where the colliding UEs are unlikely to have the same SNR. We will illustrate this numerically in the next section. Randomized power control also increases the fairness, discussed in Remark 3, since the probability of being the strongest UE becomes less dependent on β_k .

IV. NUMERICAL RESULTS

In this section, we show numerically how the SUCR protocol performs in cellular networks. To this end, we consider the center cell of the hexagonal network depicted in Fig. 2 and take the activities in the six neighboring cells into account. The radius of each hexagon is 250 m, and the UEs are uniformly distributed in each cell at locations further than 25 m from the BS. The estimate $\hat{\alpha}_{t,k}^{\text{approx}2}$ of α_t is used in all the simulations.

A. Channel Propagation Models

We will compare three different channel models. The first one is uncorrelated Rayleigh fading, where \mathbf{h}_k is distributed as in (19) for $k = 1, \dots, K_0$. The second one is correlated Rayleigh fading with $\mathbf{h}_k \sim \mathcal{CN}(\mathbf{0}, \beta_k \mathbf{R}_k)$, where we consider a ULA at the BS modeled by the exponential correlation model with the correlation $r = 0.7$ between adjacent antennas [24]:

$$[\mathbf{R}_k]_{i,j} = r^{-|j-i|} e^{j\phi_k(j-i)} \quad (40)$$

where ϕ_k is the angle between UE k and BS 0. This represents a non-line-of-sight scenario with spatial correlation, meaning that the channel is statistically stronger in some spatial directions (determined by ϕ_k) than other directions.

The third model describes pure line-of-sight (LoS) propagation when the BS is equipped with a ULA with half-wavelength antenna spacing:⁷

$$\mathbf{h}_k = \sqrt{\beta_k} \begin{bmatrix} 1 & e^{-j\pi \sin(\phi_k)} & \dots & e^{-j\pi(M-1) \sin(\phi_k)} \end{bmatrix}^T \quad (41)$$

Note that this channel vector is deterministic, in contrast to the previous two models.

The pathloss is modeled based on the urban micro scenario in [25]. The Rayleigh fading cases have pathloss exponent 3.8 and shadow fading with log-normal distribution and standard deviation 10 dB, while the LoS case has pathloss exponent 2.5 and log-normal variations with standard deviation 4 dB. When a UE is in a corner point of the cell transmits at full power the median of the SNR, $\rho_k \beta_k / \sigma^2$, is 0 dB in the non-LoS case and 33 dB in the LoS case. The BS and UEs transmit at the same power (i.e., $\rho_k = q$) giving the same SNR in both directions.

We will both consider cases when the adjacent cells are silent during the RA protocol and when they perform regular data transmission. In the latter case, we assume that there are 10 active UEs in each of the neighboring cells and the propagation channels are modeled as uncorrelated Rayleigh fading (using the same power levels and pathloss models as above).⁸ The average UL interference $\bar{\omega} = \mathbb{E}\{\|\mathbf{W} \frac{\psi_i^*}{\|\psi_i\|} \|^2 / M\}$, where the expectation is computed with respect to user locations and shadow fading realizations, is assumed to be known at the UE (it is the same for all UEs) and is subtracted from $\hat{\alpha}_{t,k}$ by setting $\epsilon_k = -\bar{\omega}/2$.

B. Probability to Resolve Collisions

We will now illustrate that the SUCR protocol is capable of resolving collisions, even when the system is overloaded. We consider a scenario with $\tau_p = 10$ and $K_0 = 5000$ inactive UEs in the cell, where each UE

⁷All elements in (41) should also be multiplied with a common phase-shift, but we neglect it here since it has no impact on the performance.

⁸We make sure that each BS has a hexagonal coverage area by only considering shadow fading realizations where each UE gets the highest signal gain from its serving BS.

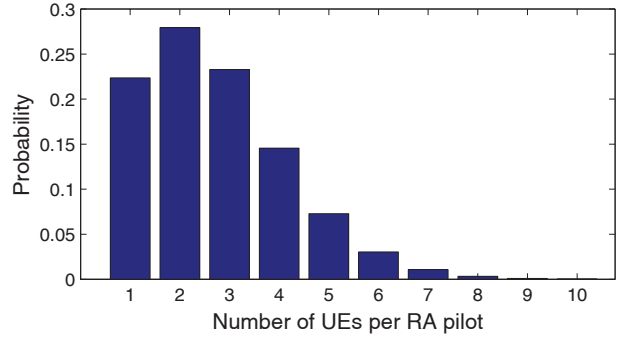
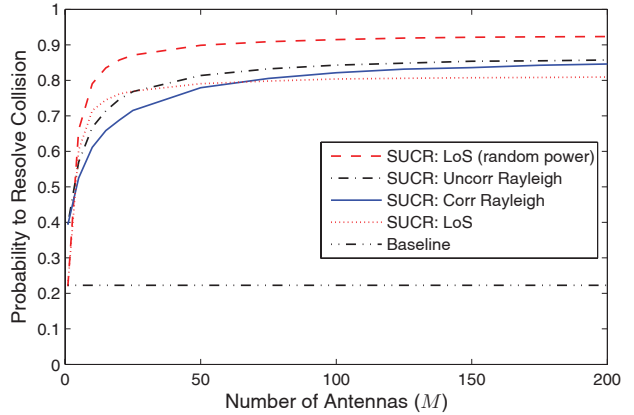
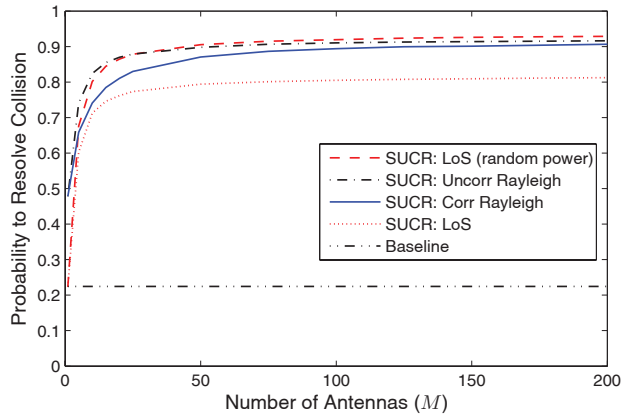


Fig. 7: Example of a distribution of the number of UEs that selects each RA pilot. It is used in Figs. 8 and 9.



(a) With interference from adjacent cells



(b) Without interference from adjacent cells

Fig. 8: Probability of resolving collisions, as a function of the number of BS antennas, in a highly loaded cellular network with or without inter-cell interference.

accesses the network with a 0.5% probability in a given RA block. The number of UEs, $|\mathcal{S}_t|$, is distributed as illustrated in Fig. 7, which is obtained from the binomial distribution in (1) by conditioning on that $|\mathcal{S}_t| \geq 1$. This is an overloaded scenario in the sense that, on average, 2.5 UEs select each pilot, leading to collisions at more than 75% of the pilots. Even collisions with 5 or 6 UEs occur frequently.

The probability to resolve collisions is defined as

$$P_{\text{resolved}} = \mathbb{E} \{ P_{|\mathcal{S}_t|, \text{resolved}} | |\mathcal{S}_t| \geq 1 \} \\ = \sum_{N=1}^{K_0} \frac{P_{N, \text{resolved}} \binom{K_0}{N} \left(\frac{P_a}{\tau_p} \right)^N \left(1 - \frac{P_a}{\tau_p} \right)^{K_0-N}}{1 - \left(1 - \frac{P_a}{\tau_p} \right)^{K_0}}, \quad (42)$$

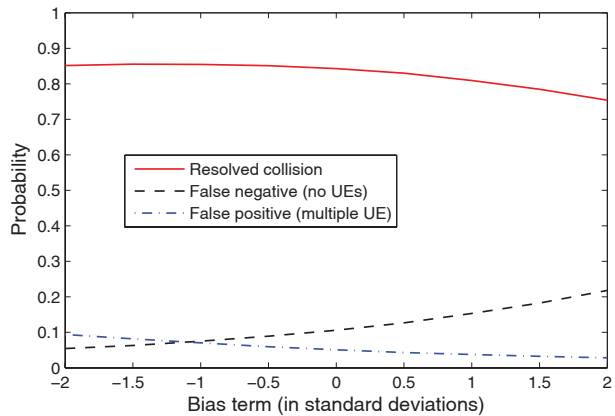
where $P_{N, \text{resolved}}$ was defined in (17) and the expectation is with respect to $|\mathcal{S}_t|$. Fig. 8 shows this probability to resolve collisions as a function of the number of BS antennas, for the aforementioned three channel models. Fig. 8(a) considers inter-cell interference, while Fig. 8(b) neglects the interference (i.e., the adjacent cells are silent in the RA block).

The first observation from Fig. 8 is that the SUCR protocol relies on the favorable propagation of Massive MIMO channels; P_{resolved} is 20-40% at $M = 1$, but increases steeply to 75-90% when having $M = 50$ antennas. The probability to resolve collisions continues to increase for $M \geq 50$, but at a slower pace. Uncorrelated Rayleigh fading gives better results than correlated Rayleigh fading, but the difference is small when M is large. The LoS model has slightly worse performance, because the pathloss differences are lower which makes it harder to appoint a strongest UE. However, since the cell-edge SNR is higher in the LoS case we can afford to create SNR differences by randomizing the UL pilot powers (as discussed in Remark 4). Fig. 8 also shows the LoS case when each UE reduces its pilot power with a random number between 0 and -30 dB, uniformly distributed in dB-scale. This case gives the highest performance among all the cases. Hence, the SUCR protocol is well suited for both LoS and non-LoS channels.

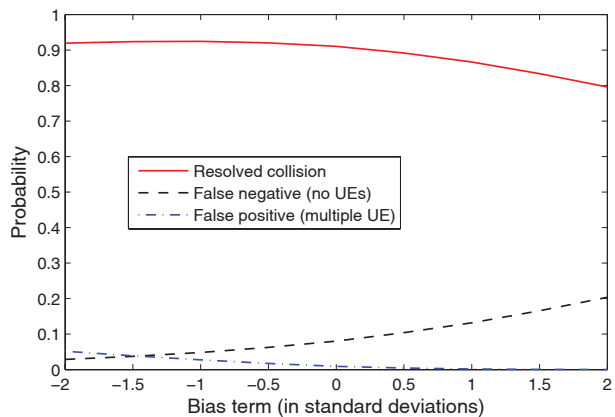
As a baseline, we also consider a conventional protocol where pilot collisions are only handled by retransmission in later RA blocks. Specifically, using Fig. 1, all UEs deterministically repeat the pilots in Step 3 of the access protocol and proceed to the process of centralized contention resolution. Fig. 8 shows the probability to resolve collisions and we notice that the SUCR protocol is able to admit roughly four times as many UEs per RA pilot than the baseline scheme. We also notice that inter-cell interference only causes a minor degradation in performance, except in the LoS case where performance is almost unaffected. The full power LoS case performs similarly to the other channel models in this case.

C. Tuning Probabilities using Bias Term

Next, we consider the same scenario but focus on uncorrelated Rayleigh fading channels and study the probabilities of resolving collisions, false negatives, and false positives. We demonstrate how the bias term ϵ_k can be utilized to tune the decisions by setting $\epsilon_k = \delta \beta_k / \sqrt{M} - \bar{\omega} / 2$, which corresponds to subtracting δ standard deviations of $\|\mathbf{h}_k\|^2 / M$ (around its mean value β_k). Fig. 9 shows the



(a) With interference from adjacent cells



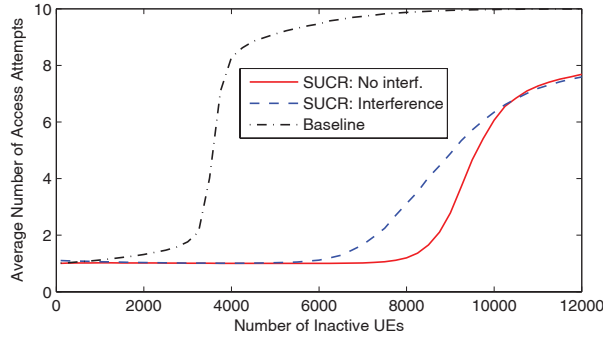
(b) Without interference from adjacent cells

Fig. 9: Probability of resolving collisions, false negatives, and false positives for different bias terms in the decision rule, for uncorrelated Rayleigh fading channels.

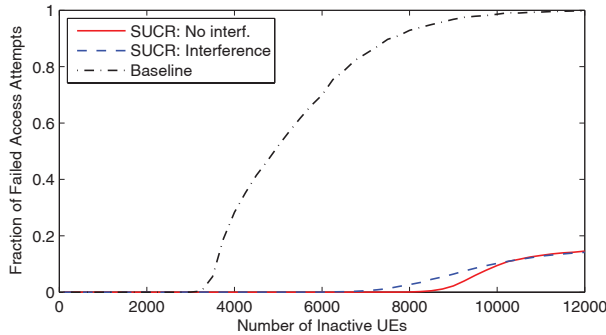
probabilities as a function of δ , for $M = 100$ and with or without inter-cell interference.

By subtracting one or two standard deviations from $\hat{\alpha}_{t,k}/2$ in the decision rule, we can encourage UE k to appoint itself the contention winner. This leads to higher probability of resolving collisions, at the cost of more false positives where multiple UEs repeat their pilot transmissions in Step 3. In contrast, by adding one or two standard deviations to $\hat{\alpha}_{t,k}/2$ in the decision rule, we can discourage UE k from appointing itself the contention winner and thereby push the probability of false positives towards zero—at the cost of resolving fewer collisions and having more false negatives where no UEs repeat their pilots in Step 3.

The probability of resolving a collision is naturally decreasing as the number of colliding users increases. Our simulation results reveal that the SUCR protocol with $\delta = -1$ resolves 92% of the two-UE collisions, 82% of the five-UE collisions, and 71% of ten-UE collisions. Note that it is unlikely to have more than a handful of colliding UEs per RA pilot, except when network is extremely



(a) Average number of RA attempts



(b) Probability of failed RA attempt (more than 10 attempts)

Fig. 10: RA performance in a cellular network, where each UE accesses the network with 0.1% probability and sends 10 RA pilots before giving up. The SUCR protocol can handle substantially higher user loads, K_0 , than conventional methods.

overloaded.

D. Average Number of RA Attempts in Crowded Scenarios

We have previously shown that the SUCR protocol can resolve RA collisions, but the main purpose of a RA protocol is that every UE should be admitted to the data blocks after as few RA attempts as possible. We study this performance indicator in a scenario with $M = 100$, $\tau_p = 10$, and varying number of inactive UEs: $K_0 \in [100, 12000]$. Each UE decides to access the network with 0.1% probability. If it is not admitted immediately, then in the upcoming blocks the UE joins the SUCR process that runs in that block with probability 0.5. If the UE has not succeeded after sending RA pilots in a total of 10 SUCR processes (including the initial one), then it stops the transmission; that is, it considers that access has been denied by the network. Note that the procedure of joining the 9 additional SUCR processes can be optimized according to the principles of splitting tree protocols [26], [27], but this optimization is outside the scope of this paper. We consider uncorrelated Rayleigh fading, cases with and without inter-cell interference, and we use the bias term $\epsilon_k = -\beta_k/\sqrt{M} - \bar{\omega}/2$. The SUCR protocol is compared with the same baseline protocol as before

(i.e., it only handles collisions by retransmission) with the addition that the UEs make 10 RA attempts at random occasions in the same way as the SUCR protocol.

Fig. 10(a) shows the average number of RA attempts that each UE makes, as a function of K_0 , while Fig. 10(b) shows the fraction of UEs that fails to access the network (i.e., made 10 unsuccessful attempts). The SUCR protocol can easily handle up to $K_0 = 6000$ under inter-cell interference and $K_0 = 8000$ when the adjacent cells are silent in the RA blocks. For larger values of K_0 around 0-15% of the UEs will fail to be admitted. Notice that at $K_0 = 10000$ there will on average be $K_0 \cdot 0.001/\tau_p = 1$ UE that selects each RA pilot, meaning that the network is fundamentally overloaded. Nevertheless, an astonishing 90% of the UEs can still access the network successfully, which matches well with the 90% probability of resolving collisions observed in Fig. 8. This behavior remains also for $K_0 > 10000$. In contrast, the baseline protocol requires more retransmissions when $K_0 < 3000$ and as K_0 increases in the range $K_0 > 3000$ the RA functionality gradually breaks down; at $K_0 = 10000$ only 1.5% of the UEs are successful in their RA attempts.

V. CONCLUSION

The pilot sequences are precious resources in Massive MIMO since they enable the BS to separate the UEs in the spatial domain. In most practical cases, the number of UEs that resides in a cell is much larger than the number of available pilots, thus the pilots need to be temporally allocated only to the UEs that have data to transmit or receive. The proposed SUCR random access protocol provides an efficient way for UEs to request pilots for data transmission in beyond-LTE Massive MIMO systems. The protocol exploits the favorable propagation properties to enable distributed collision detection and resolution at the UEs, where the contender with the strongest signal gain is the one being admitted. The numerical results demonstrate that the SUCR protocol can resolve around 90% of all collisions and that it is robust to inter-cell interference and channel distribution. The protocol does not break down in overloaded situations, where more UEs request pilots than there are RA resources, but continues to admit a subset of the accessing UEs.

APPENDIX A

SOME USEFUL RESULTS

Lemma 2. For any non-negative integer m and real-valued A and B , we have

$$\int_0^\infty x^m e^{-(xA-B)^2} dx = \begin{cases} \sum_{n=0}^m \binom{m}{n} \frac{B^{m-n}}{A^{m+1}} \frac{\Gamma(\frac{n+1}{2}) + (-1)^n \gamma(\frac{n+1}{2}, B^2)}{2}, & B \geq 0, \\ \sum_{n=0}^m \binom{m}{n} \frac{B^{m-n}}{A^{m+1}} \frac{\Gamma(\frac{n+1}{2}) - \gamma(\frac{n+1}{2}, B^2)}{2}, & B < 0. \end{cases} \quad (43)$$

Proof: By the change of variable $x = \frac{\tilde{x}+B}{A}$ we obtain

$$\begin{aligned} \int_0^\infty x^m e^{-(xA-B)^2} dx &= \int_{-B}^\infty \left(\frac{\tilde{x}+B}{A}\right)^m \frac{e^{-\tilde{x}^2}}{A} d\tilde{x} \\ &= \sum_{n=0}^m \binom{m}{n} \frac{B^{m-n}}{A^{m+1}} \int_{-B}^\infty \tilde{x}^n e^{-\tilde{x}^2} d\tilde{x}, \end{aligned} \quad (44)$$

where the second equality follows from applying the binomial formula to $(\tilde{x}+B)^m$. If $B \geq 0$, the remaining integral is computed as

$$\begin{aligned} \int_{-B}^\infty \tilde{x}^n e^{-\tilde{x}^2} d\tilde{x} &= \int_0^\infty \tilde{x}^n e^{-\tilde{x}^2} d\tilde{x} + (-1)^n \int_0^{-B} \tilde{x}^n e^{-\tilde{x}^2} d\tilde{x} \\ &= \frac{\Gamma\left(\frac{n+1}{2}\right) + (-1)^n \gamma\left(\frac{n+1}{2}, B^2\right)}{2} \end{aligned} \quad (45)$$

by making the variable substitution $y = \tilde{x}^2$ and identifying incomplete gamma functions. Similarly, if $B < 0$ we have

$$\begin{aligned} \int_{-B}^\infty \tilde{x}^n e^{-\tilde{x}^2} d\tilde{x} &= \int_0^\infty \tilde{x}^n e^{-\tilde{x}^2} d\tilde{x} - \int_0^{-B} \tilde{x}^n e^{-\tilde{x}^2} d\tilde{x} \\ &= \frac{\Gamma\left(\frac{n+1}{2}\right) - \gamma\left(\frac{n+1}{2}, B^2\right)}{2}. \end{aligned} \quad (46)$$

Substituting (45) or (46) into (44) yield the final result. ■

APPENDIX B COLLECTION OF PROOFS

Proof of Lemma 1: Suppose for a moment that \mathcal{S}_t is known, then the MMSE estimator of \mathbf{h}_k from the observation \mathbf{y}_t at BS 0 is [28]

$$\hat{\mathbf{h}}_{k,\text{MMSE}} = \frac{\sqrt{\rho_k \tau_p} \beta_k}{\alpha_t + \sigma^2} \mathbf{y}. \quad (47)$$

The true channel can be expressed as $\mathbf{h}_k = \hat{\mathbf{h}}_{k,\text{MMSE}} + \mathbf{e}_k$, where the estimate

$$\hat{\mathbf{h}}_{k,\text{MMSE}} \sim \mathcal{CN}\left(\mathbf{0}, \frac{\rho_k \beta_k^2 \tau_p}{\alpha_t + \sigma^2} \mathbf{I}_M\right) \quad (48)$$

is independent from the estimation error

$$\mathbf{e}_k \sim \mathcal{CN}\left(\mathbf{0}, \left(\beta_k - \frac{\rho_k \tau_p \beta_k^2}{\alpha_t + \sigma^2}\right) \mathbf{I}_M\right). \quad (49)$$

The BS does not know \mathcal{S}_t , but we notice that

$$\frac{\hat{\mathbf{h}}_{k,\text{MMSE}}}{\|\hat{\mathbf{h}}_{k,\text{MMSE}}\|} = \frac{\mathbf{y}}{\|\mathbf{y}\|}, \quad (50)$$

thus the received signal in (10) can be rewritten as

$$\begin{aligned} z_k &= \sqrt{q\tau_p} \mathbf{h}_k^H \frac{\hat{\mathbf{h}}_{k,\text{MMSE}}}{\|\hat{\mathbf{h}}_{k,\text{MMSE}}\|} + \mathbf{v}_k^T \frac{\boldsymbol{\psi}_t^*}{\|\boldsymbol{\psi}_t\|} + \eta_k \\ &= \underbrace{\sqrt{q\tau_p} \|\hat{\mathbf{h}}_{k,\text{MMSE}}\|}_{=g_k} \\ &\quad + \underbrace{\sqrt{q\tau_p} \frac{\mathbf{e}_k^H \hat{\mathbf{h}}_{k,\text{MMSE}}}{\|\hat{\mathbf{h}}_{k,\text{MMSE}}\|}}_{=\nu_k} + \mathbf{v}_k^T \frac{\boldsymbol{\psi}_t^*}{\|\boldsymbol{\psi}_t\|} + \eta_k, \end{aligned} \quad (51)$$

where we call the two terms g_k and ν_k . We notice that

$$\frac{\mathbf{e}_k^H \hat{\mathbf{h}}_{k,\text{MMSE}}}{\|\hat{\mathbf{h}}_{k,\text{MMSE}}\|} \sim \mathcal{CN}\left(0, \beta_k - \frac{\rho_k \tau_p \beta_k^2}{\alpha_t + \sigma^2}\right) \quad (52)$$

since \mathbf{e}_k is independent from the channel estimate and $\frac{\hat{\mathbf{h}}_{k,\text{MMSE}}}{\|\hat{\mathbf{h}}_{k,\text{MMSE}}\|}$ is uniformly distributed over the unit sphere in \mathbb{C}^M . Hence, g_k and ν_k are independent random variables. In addition, ν_k is the sum of three independent complex Gaussian variables which have zero mean and the total variance as stated in the lemma. Finally, we notice that g_k^2 is the sum of squares of $2M$ independent Gaussian variables with zero mean and variance $\frac{1}{2} \frac{\rho_k q \beta_k^2 \tau_p^2}{\alpha_t + \sigma^2}$, thus g_k has a scaled chi-distribution with $2M$ degrees of freedom as stated in the lemma.

Proof of Theorem 1: The ML estimator is defined as

$$\hat{\alpha}_{t,k}^* = \arg \max_{\alpha} f(z_{k,\Re}, z_{k,\Im} | \alpha) \quad (53)$$

where $f(z_{k,\Re}, z_{k,\Im} | \alpha)$ is the joint PDF. Since the UE knows that $\rho_k \beta_k \tau_p$, it is sufficient to search for $\alpha \geq \rho_k \beta_k \tau_p$. Notice that $z_{k,\Re} = g_k + \Re(\nu_k)$ and $z_{k,\Im} = \Im(\nu_k)$ are independent since $\nu_k \sim \mathcal{CN}(0, \lambda_2)$ has independent real and imaginary parts that are distributed as $\mathcal{N}(0, \lambda_2/2)$. Hence,

$$f(z_{k,\Re}, z_{k,\Im} | \alpha) = f_1(z_{k,\Re} | \alpha) f_2(z_{k,\Im} | \alpha) \quad (54)$$

where $f_2(z_{k,\Im} | \alpha)$ in (29) is the PDF of $\Im(\nu_k)$. It remains to compute the PDF $f_1(z_{k,\Re} | \alpha)$ of $z_{k,\Re}$, which is a convolution of the PDFs of g_k and $\Re(\nu_k)$:

$$\begin{aligned} f_1(z_{k,\Re} | \alpha) &= \int_0^\infty \frac{2x^{2M-1} e^{-x^2/\lambda_1} e^{-(z_{k,\Re}-x)^2/\lambda_2}}{\Gamma(M)\lambda_1^M \sqrt{\pi\lambda_2}} dx \\ &= \frac{2e^{-z_{k,\Re}^2/\lambda_2}}{\Gamma(M)\lambda_1^M \sqrt{\pi\lambda_2}} \int_0^\infty x^{2M-1} e^{-x^2(\frac{1}{\lambda_1} + \frac{1}{\lambda_2}) + x\frac{2z_{k,\Re}}{\lambda_2}} dx \\ &= \frac{2e^{-\frac{(z_{k,\Re})^2}{\lambda_2} \left(1 - \frac{\lambda_1}{\lambda_1 + \lambda_2}\right)}}{\Gamma(M)\lambda_1^M \sqrt{\pi\lambda_2}} \int_0^\infty x^{2M-1} e^{-(xA-B)^2} dx \end{aligned} \quad (55)$$

where $A = \sqrt{\frac{1}{\lambda_1} + \frac{1}{\lambda_2}}$ and $B = \frac{z_{k,\Re}}{\lambda_2 A}$. The final expression for f_1 in (54) is obtained by computing the integral in (55) using Lemma 2 with $m = 2M - 1$.

Proof of Theorem 2: The probability of repeating the pilot in Step 3, based on (15), is

$$\Pr\{\mathcal{R}_k\} = \Pr\left\{2\rho_k \beta_k \tau_p > \hat{\alpha}_{t,k}^{\text{approx}2} + 2\epsilon_k\right\}. \quad (56)$$

Notice that whenever $\epsilon_k < \rho_k \beta_k \tau_p / 2$, $\hat{\alpha}_{t,k}^{\text{approx}2} = \rho_k \beta_k \tau_p$ will always lead to pilot repetition, thus we can neglect

the maximum operator in (34) and write

$$\begin{aligned} \Pr\{\mathcal{R}_k\} &= \Pr\left\{2\rho_k\beta_k\tau_p > C_M^2 \frac{q\rho_k\beta_k^2\tau_p^2}{(\Re(z_k))^2} - \sigma^2 + 2\epsilon_k\right\} \\ &= \Pr\left\{(\Re(z_k))^2 > \zeta_k\right\} \end{aligned} \quad (57)$$

where we use the notation $C_M = \Gamma(M + \frac{1}{2}) / \Gamma(M)$ and the second equality follows from rearranging the term and identifying ζ_k from (36). Since $\Re(z_k)$ can be negative, we rewrite (57) as

$$\begin{aligned} \Pr\{\mathcal{R}_k\} &= \Pr\left\{\Re(z_k) > \sqrt{\zeta_k}\right\} + \Pr\left\{\Re(z_k) < -\sqrt{\zeta_k}\right\} \\ &= 1 - \Pr\left\{\Re(z_k) \leq \sqrt{\zeta_k}\right\} + \Pr\left\{\Re(z_k) \leq -\sqrt{\zeta_k}\right\}. \end{aligned} \quad (58)$$

which utilizes the fact that $\Pr\{\Re(z_k) < -\sqrt{\zeta_k}\} = \Pr\{\Re(z_k) \leq -\sqrt{\zeta_k}\}$. It remains to compute the CDF $\Pr\{\Re(z_k) \leq d\}$ for an arbitrary d , which is the convolution of the CDF of g_k and the PDF of $\Re(\nu_k)$:

$$\begin{aligned} \Pr\{\Re(z_k) \leq b\} &= \int_0^\infty \frac{\gamma\left(M, \frac{x^2}{2\lambda_1}\right)}{\Gamma(M)} \frac{e^{-(b-x)^2/\lambda_2}}{\sqrt{\pi\lambda_2}} dx \\ &= \int_0^\infty \frac{e^{-(b-x)^2/\lambda_2}}{\sqrt{\pi\lambda_2}} dx \\ &\quad - \int_0^\infty e^{-x^2/\lambda_1} \sum_{k=0}^{M-1} \frac{x^{2k}}{\lambda_1^k \Gamma(k+1)} \frac{e^{-(b-x)^2/\lambda_2}}{\sqrt{\pi\lambda_2}} dx \end{aligned} \quad (59)$$

by utilizing the definition of the incomplete gamma function (see Footnote 4). The first integral in (59) is over a Gaussian PDF and identified as $Q(-b\sqrt{2/\lambda_2})$. The second integral can be rewritten as

$$\begin{aligned} &\sum_{k=0}^{M-1} \frac{e^{-b^2/\lambda_2}}{\Gamma(k+1)\lambda_1^k \sqrt{\pi\lambda_2}} \int_0^\infty x^{2k} e^{-x^2(\frac{1}{\lambda_1} + \frac{1}{\lambda_2}) + x\frac{2b}{\lambda_2}} dx \\ &= \sum_{k=0}^{M-1} \frac{e^{-\frac{b^2}{\lambda_2}\left(1 - \frac{\lambda_1}{\lambda_1 + \lambda_2}\right)}}{\Gamma(k+1)\lambda_1^k \sqrt{\pi\lambda_2}} \int_0^\infty x^{2k} e^{-(xA-B)^2} dx \end{aligned} \quad (60)$$

where $A = \sqrt{\frac{1}{\lambda_1} + \frac{1}{\lambda_2}}$ and $B = \frac{b}{\lambda_2 A}$. The final expression in (37) is obtained from (59)–(60) by computing the remaining integral using Lemma 2 with $m = 2k$.

Proof of Corollary 1: The Lindeberg-Lévy central limit theorem implies that g_k converges to $\mathcal{N}(\sqrt{\lambda_1}C_M, \lambda_1^2(M - C_M^2))$ in distribution as $M \rightarrow \infty$, where $C_M = \Gamma(M + \frac{1}{2}) / \Gamma(M)$. Since $\Re(z_k) = g_k + \Re(\nu_k)$ converges to the sum of two independent Gaussian variables (recall Lemma 1), the CDF is obtained by (38).

Notice that (35) can be expressed as

$$\Pr\{\mathcal{R}_k\} = 1 + \Pr\{\Re(z_k) > \sqrt{\zeta_k}\} - \Pr\{\Re(z_k) > -\sqrt{\zeta_k}\}. \quad (61)$$

Since ζ_k in (36) is positive, $\Pr\{\Re(z_k) > -\sqrt{\zeta_k}\} \rightarrow Q(-\infty) = 1$ as $M \rightarrow \infty$. Similarly, we notice that

$$\Pr\{\Re(z_k) > \sqrt{\zeta_k}\} \rightarrow \begin{cases} 1, & \zeta_k < C_M^2 \lambda_1, \\ 1/2, & \zeta_k = C_M^2 \lambda_1, \\ 0, & \zeta_k > C_M^2 \lambda_1. \end{cases} \quad (62)$$

The asymptotic probabilities in (39) follows directly from these results.

REFERENCES

- [1] Ericsson, “Ericsson mobility report,” Tech. Rep., Nov. 2015.
- [2] M. Fallgren, B. Timus, et al., *D1.1: Scenarios, requirements and KPIs for 5G mobile and wireless system*, ICT-317669-METIS, 2013.
- [3] F. Boccardi, R. W. Heath, A. Lozano, T. L. Marzetta, and P. Popovski, “Five disruptive technology directions for 5G,” *IEEE Commun. Mag.*, vol. 52, no. 2, pp. 74–80, 2014.
- [4] T. L. Marzetta, “Noncooperative cellular wireless with unlimited numbers of base station antennas,” *IEEE Trans. Wireless Commun.*, vol. 9, no. 11, pp. 3590–3600, 2010.
- [5] E. Björnson, E. G. Larsson, and M. Debbah, “Massive MIMO for maximal spectral efficiency: How many users and pilots should be allocated?,” *IEEE Trans. Wireless Commun.*, vol. 15, no. 2, pp. 1293–1308, 2016.
- [6] E. Björnson, E. G. Larsson, and T. L. Marzetta, “Massive MIMO: Ten myths and one critical question,” *IEEE Commun. Mag.*, vol. 54, no. 2, pp. 114–123, Feb. 2016.
- [7] J. Jose, A. Ashikhmin, T. L. Marzetta, and S. Vishwanath, “Pilot contamination and precoding in multi-cell TDD systems,” *IEEE Trans. Commun.*, vol. 10, no. 8, pp. 2640–2651, 2011.
- [8] H. Huh, G. Caire, H. C. Papadopoulos, and S. A. Ramprasad, “Achieving “massive MIMO” spectral efficiency with a not-so-large number of antennas,” *IEEE Trans. Wireless Commun.*, vol. 11, no. 9, pp. 3226–3239, 2012.
- [9] J. Hoydis, S. ten Brink, and M. Debbah, “Massive MIMO in the UL/DL of cellular networks: How many antennas do we need?,” *IEEE J. Sel. Areas Commun.*, vol. 31, no. 2, pp. 160–171, 2013.
- [10] H. Ngo, E. Larsson, and T. Marzetta, “Energy and spectral efficiency of very large multiuser MIMO systems,” *IEEE Trans. Commun.*, vol. 61, no. 4, pp. 1436–1449, 2013.
- [11] H. Yin, D. Gesbert, M. Filippou, and Y. Liu, “A coordinated approach to channel estimation in large-scale multiple-antenna systems,” *IEEE J. Sel. Areas Commun.*, vol. 31, no. 2, pp. 264–273, 2013.
- [12] A. Adhikary, J. Nam, J.-Y. Ahn, and G. Caire, “Joint spatial division and multiplexing—the large-scale array regime,” *IEEE Trans. Inf. Theory*, vol. 59, no. 10, pp. 6441–6463, 2013.
- [13] E. Björnson, J. Hoydis, M. Kountouris, and M. Debbah, “Massive MIMO systems with non-ideal hardware: Energy efficiency, estimation, and capacity limits,” *IEEE Trans. Inf. Theory*, vol. 60, no. 11, pp. 7112–7139, 2014.
- [14] L. Lu, G. Li, A. L. Swindlehurst, A. Ashikhmin, and R. Zhang, “An overview of massive MIMO: Benefits and challenges,” *IEEE J. Sel. Topics Signal Process.*, vol. 8, no. 5, pp. 742–758, 2014.
- [15] E. Björnson and E. G. Larsson, “Three practical aspects of massive MIMO: Intermittent user activity, pilot synchronism, and asymmetric deployment,” in *IEEE Globecom Workshops*, 2015.
- [16] M. Hasan, E. Hossain, and D. Niyato, “Random access for machine-to-machine communication in LTE-advanced networks: Issues and approaches,” *IEEE Commun. Mag.*, vol. 51, no. 6, pp. 86–93, 2013.
- [17] N. K. Pratas, H. Thomsen, C. Stefanovic, and P. Popovski, “Code-expanded random access for machine-type communications,” in *IEEE Globecom Workshops*, 2012, pp. 1681–1686.
- [18] J. H. Sørensen, E. de Carvalho, and P. Popovski, “Massive MIMO for crowd scenarios: A solution based on random access,” in *IEEE Globecom Workshops*, 2014, pp. 352–357.

- [19] E. de Carvalho, E. Björnson, E. G. Larsson, and P. Popovski, "Random access for massive MIMO systems with intra-cell pilot contamination," in *Proc. IEEE ICASSP*, 2016.
- [20] E. Björnson, E. de Carvalho, E. G. Larsson, and P. Popovski, "Random access protocol for massive MIMO: Strongest-user collision resolution (SUCR)," in *Proc. IEEE ICC*, 2016.
- [21] H. Ngo, E. Larsson, and T. Marzetta, "Aspects of favorable propagation in massive MIMO," in *Proc. EUSIPCO*, 2014.
- [22] R. Couillet and M. Debbah, *Random Matrix Methods for Wireless Communications*, Cambridge University Press, 2011.
- [23] I. S. Gradshteyn and I. M. Ryzhik, *Table of Integrals, Series, and Products*, Academic Press, 1980.
- [24] S. L. Loyka, "Channel capacity of MIMO architecture using the exponential correlation matrix," *IEEE Commun. Lett.*, vol. 5, no. 9, pp. 369–371, 2001.
- [25] *Spatial channel model for Multiple Input Multiple Output (MIMO) simulations (Release 13)*, 3GPP TR 25.996, Dec. 2015.
- [26] J. I. Capetanakis, "Tree algorithms for packet broadcast channels," *IEEE Trans. Inf. Theory*, vol. 25, no. 5, pp. 505–515, 1979.
- [27] J. H. Sørensen, C. Stefanović, and P. Popovski, "Coded splitting tree protocols," in *IEEE ISIT*, 2013, pp. 2860–2864.
- [28] S. M. Kay, *Fundamentals of Statistical Signal Processing: Estimation Theory*, Prentice Hall, 1993.