

SEMI-SUPERVISED AND UNSUPERVISED METHODS FOR CATEGORIZING
POSTS IN WEB DISCUSSION FORUMS

by

Krish Perumal

A thesis submitted in conformity with the requirements
for the degree of Master of Science
Graduate Department of Computer Science
University of Toronto

Copyright © 2016 by Krish Perumal

Abstract

Semi-supervised and unsupervised methods for categorizing posts in Web discussion forums

Krish Perumal

Master of Science

Graduate Department of Computer Science

University of Toronto

2016

Web discussion forums are used by millions of people worldwide to share information belonging to a variety of domains such as automotive vehicles, pets, sports, etc. They typically contain posts that fall into different categories such as *problem*, *solution*, *feedback*, *spam*, etc. Automatic identification of these categories can aid information retrieval that is tailored for specific user requirements. Previously, a number of supervised methods have attempted to solve this problem; however, these depend on the availability of abundant training data. A few existing unsupervised and semi-supervised approaches are either focused on identifying a single category or do not report category-specific performance. In contrast, this work proposes unsupervised and semi-supervised methods that require no or minimal training data to achieve this objective without compromising on performance. A fine-grained analysis is also carried out to discuss their limitations. The proposed methods are based on sequence models (specifically, Hidden Markov Models) that can model language for each category using word and part-of-speech probability distributions, and manually specified features. Empirical evaluations across domains demonstrate that the proposed methods are better suited for this task than existing ones.

Acknowledgements

I thank my advisor, Prof. Graeme Hirst, whose valuable guidance, feedback and attention to detail was pivotal for the completion of this work. I also thank my second reader, Prof. Gerald Penn, for assessing my work and providing me valuable comments.

I am grateful to Dr. Afsaneh Fazly who first introduced me to this work, and advised me on possible research directions to explore at every step of this work. I also thank Brandon Seibel and Alex Minnaar for assisting me during my visits to Verticalscope Inc. I sincerely thank Verticalscope Inc. for allowing me to access their data for this research.

I sincerely thank the Natural Sciences and Engineering Research Council of Canada for supporting this research through the NSERC-ENGAGE grant (no. EGP 477227-14). I am also grateful to Mohamed Abdalla for assisting me with some of the implementations mentioned in this work.

I thank my parents who worked tirelessly to provide me a great education. I also thank my friends and well-wishers at the Department of Computer Science who assisted me (both academically and otherwise) during my time here – Kaustav Kundu, Dave Fernig, Ivan Vendrov, Nona Naderi, Jamie Kiros, Aida Nematzadeh, Aditya Bhargava, Sean Robertson, Patricia Thaine, Katie Fraser and Tong Wang. I also specially thank my best friends back in India — Sidhant Sharma, Kartik Arunachalam, Nishant Gupta, and Vishi Jhalani.

Contents

1	Introduction	1
2	Related Work	5
2.1	Supervised Methods	7
2.2	Unsupervised Methods	8
2.3	Semi-supervised Methods	10
2.4	Methods Applied to Other Tasks	10
3	Description of Implemented Methods	12
3.1	Existing Methods with Minor Enhancements	12
3.1.1	Conversation Model	12
3.1.2	Conversation Model with Gaussian Mixtures	17
3.1.3	Fully Supervised Methods	18
3.2	Proposed Methods	21
3.2.1	Conversation Model with Part-of-Speech Tags	21
3.2.2	Conversation Model with Features	23
3.2.3	Conversation Model with Post Embeddings	23
3.2.4	Semi-supervised Conversation Model	24
3.2.5	Other Enhancements	24
3.3	Mapping of Clusters to Categories	26

4	Data Collection and Annotation	27
5	Experiments	32
5.1	Evaluation Measures	32
5.2	Experimental Setup	33
5.2.1	Preprocessing and Configuration Parameters	33
5.2.2	Baselines	35
5.3	Main Results	37
5.4	Performance Comparison with State-of-the-Art	38
5.4.1	Unsupervised HMM+Mix Model	38
5.4.2	Semi-supervised Answer Extraction	39
5.5	Category-wise Performance and Error Analysis	39
5.6	Effect of the Amount of Training Data	41
5.7	Summary of Experimental Results	42
6	Conclusions and Future Work	44
6.1	Conclusions	44
6.2	Future Work	45
	Bibliography	47

Chapter 1

Introduction

The Internet contains a wide range of user-generated content in the form of blogs, discussion forums, social media posts, digital media, etc. These enable users to exchange information in a manner less formal and more personalized than centralized information sources such as government agencies, media houses, and educational and research institutes. Among these, Web discussion forums are platforms where people converse with one another to collaboratively solve problems and discuss issues. These forums might encompass a wide range of topics (e.g., Yahoo Answers¹) or be limited to a narrow domain (e.g., JeepForum²). The former kind of forums are typically organized into topic hierarchies, essentially reducing them to forums of the latter kind. For example, Yahoo Answers consists of topics such as *Arts and Humanities*, *Health*, *Family and Relationships*, etc. Further, *Family and Relationships* contains sub-topics such as *Family*, *Friends*, *Marriage and Divorce*, etc. Such a hierarchy enables easier navigation for users who wish to seek or provide information about a specific topic of their interest. Within each topic, forums consist of individual conversations, called threads, each containing multiple user messages, called posts.

¹<http://answers.yahoo.com>

²<http://www.jeepforum.com/>

Post	Purpose
<p>User <i>15JKU</i>:</p> <p>Hey Guys, Im fairly new to the jeep world. Im looking to get 35s with either 18s or 20s as it will be more of a daily driver and sometimes go mudding. I live in miami so I'm not really concerned on any dinks and dangs on my wheels. I have a buddy that can get me set up with brand new Nitto Trail's for an awesome price. My only concern is how they will perform in mud? Also, how loud would they for a daily driven jeep? Also, would A/T tires work for mudding? No I assume. What tires are worth getting without breaking bank? Thanks in advance!</p>	Posting a problem
<p>User <i>mschi772</i>:</p> <p>You want 35's on 18-20" wheels that are good in the mud, good daily drivers that aren't too loud, and won't break the bank? Why not ask for good snow and ice performance, too? You need to more accurately convey what your true priorities are here because you're asking for too much from one tire.</p>	Requesting clarification
<p>User <i>15JKU</i>:</p> <p>Just asking if anyone knows how loud they are. My main concern is how they'll do on mud and if i should go with different tire</p>	Clarifying to previous user
<p>User <i>mschi772</i>:</p> <p>Nitto Trail Grapplers are a "classic" MT design. You'll see nearly identical MT tread patterns from many other companies (BFG MT, Firestone MT, Toyo MT, Cooper STT, etc). This is a very popular design for people who frequently go offroading but want to maintain some street manners. They do fine in mud. There are better tires for mud, but they would be loud and handle poorly on the street as well as get worn-out VERY quickly on the street. If you've got access to a great deal on them, go for it.</p>	Providing a solution
<p>User <i>JcArnold</i>:</p> <p>I've got 37" trails and they are not noisy. I live in Colorado so I don't know about mud but they are great tires in the rocks and snow.</p>	Providing a solution
<p>User <i>Pedro7</i>:</p> <p>If you are concerned about noise, don't get a mud tire. If you're concerned about mud performance, get a mud tire. Every mud tire is going to be somewhat noisy, especially when they wear. Take the good with the bad. I have nittos. They sound like a mud tire on the road, but I've had worse....and yes, they work well in mud. AT tires don't work well in mud If you want 18-20s, you will break the bank. Nittos are a very top of the line MT. If your buddy can get you a deal, get them. Cheaper tire will be terrible as they wear, worse on the road, rain, etc and will be louder. See what I'm getting at? There is no perfect tire for every situation, but, nittos are close.</p>	Providing a solution
<p>User <i>15JKU</i>:</p> <p>Thanks guys! Truly appreciate it. I'll go with the Nitto grapplers.</p>	Providing feedback

Table 1.1: Example discussion forum (source: <http://www.jeepforum.com/forum/f15/tire-recommendations-3455674/>) with the manually identified purpose of each post.

An example discussion forum thread is shown in Table 1.1. Here, user *15JKU* (called *original poster* from here onward) initially asks for advice on whether 35's model tires on 18-20-inch wheels are good for daily driving as well as mudding (a hobby of driving jeeps on muddy off-road surfaces). The user also does not want the wheels to make much noise. User *mschi772* responds that the *original poster* is expecting too much from a single tire, and requests clarification on the user's priorities. The original poster clarifies that he/she wants to know how loud the models of wheels and tires are, and that the priority is suitability for mudding. User *mschi772* proposes another model called Nitto Trail Grapplers which are better for mudding, but would make noise and wear out quickly on streets. User *JcArnold* responds that he/she has 37-inch trails which work well in rock and snow. User *Pedro7* joins the conversation by asking the original poster to not go for mud tires if noise is a concern. The user recommends Nittos as the best possible solution, but warns against expecting a perfect tire for every situation. Finally, the *original poster* provides feedback by thanking everyone and announcing that he/she is choosing Nittos.

Table 1.1 also contains a column (which is not part of the original forum) mentioning the manually identified purpose of each post in the thread. With this information, a user seeking a solution to a similar problem need only read three out of six posts replying to the first post. Without such information, the user must read the entire thread. This problem becomes much more pronounced in cases where threads contain tens or hundreds of posts, and reading the entire thread becomes impractical (unless one participates in the thread conversation from the beginning). For example, <http://www.jeepforum.com/forum/f15/mud-tires-119948/> contains more than 500 posts discussing popular brands of tires. Most of these posts involve off-topic personalized discussions. In such cases, the purpose of each post can guide the user towards useful posts (i.e., containing solutions) and away from trivial posts (i.e., containing feedback or off-topic discussions). Moreover, current information retrieval techniques return entire threads as results to search queries. But by being sensitized to these annotations, they can return targeted

results containing only relevant posts instead of entire threads. Further, user-contributed information contained in these forums can be better structured and contribute towards the development of domain-specific knowledge bases. With these motivations in mind, this work aims to automatically annotate each post in a discussion forum with its purpose in the conversation thread.

The problem described is neither a novel nor a neglected one in the field of computational linguistics (as will be demonstrated in the discussion of related work in the following chapter). It is closely related to the problem of *dialogue act tagging*, which is defined as the identification of the meaning of an utterance at the level of illocutionary force (Stolcke et al., 2000), i.e., an utterance could be identified as falling into one or more categories such as *problem*, *solution*, *clarification*, *feedback*, *command*, *request*, etc. Most of the previous work has concentrated on supervised machine learning methods which make use of manually annotated data in order to predict the annotations of unseen data. In contrast, this paper discusses novel approaches using minimal (semi-supervised) or no manually annotated data (unsupervised). Some previous work on semi-supervised and unsupervised methods exists; however, this research paper will empirically demonstrate (in section 5) that the proposed methods perform better.

The main contributions of this work are the following.

- Summarizing existing work on categorizing discussion forum posts and discussing their limitations.
- Proposing novel methods based on sequence models for categorizing discussion forum posts with minimal or no annotated data.
- Developing an annotated dataset of discussion forums from a hereto neglected automotive domain.
- Conducting experiments to analyze the performance of existing and proposed methods on datasets belonging to different domains.

Chapter 2

Related Work

The problem of identifying the purpose or intention of each post in a discussion forum thread has been extensively tackled in previous literature. However, there is no unanimously agreed-upon set of tags to identify, because they depend on the final objective of the tagging process. For example, the objective of an answer retrieval system is better achieved by concentrating on identifying *Question* and *Answer* posts alone, whereas the objective of an answer quality assessment system is fulfilled by additionally identifying *Positive/Negative Feedback* posts. Most of the previous work has concentrated on tackling these kind of dialogue categories, and uses the term *dialogue act tagging*. Also, some previous work has named categories specific to the target domain. For example, a forum on the medical domain may typically consist of posts explaining medical conditions and those providing treatment options, hence identifying categories such as *Medical Problem* and *Treatment*, whereas a forum on the computer-related technical domain may consist of categories such as *Problem: Hardware*, *Problem: Software*, *Solution: Install* and *Solution: Search*. This research paper does not restrict itself solely to *dialogue act tagging*; neither does it address the classification of categories for only a specific domain. Hence, it uses the general term *forum post categorization*.

Ding et al. (2008)Tagset: *Question Context, Answer*

Classifier: CRF

Features: Similarity, structural, discourse, lexical

Dataset: TripAdvisor (travel domain)

Sondhi et al. (2010)Tagset: *Medical Problem, Treatment*

Classifiers: CRF, SVM

Features: Semantic, structural

Dataset: HealthBoards (medical domain)

Wang et al. (2010)Tagset: *Problem – Hardware, Software, Media, OS, Network, Programming;*
Solution – Documentation, Install, Search, Support;
Miscellaneous – Spam, Other

Classifiers: SVM, naive Bayes

Features: Bag-of-words

Dataset: CNET (computer-related technical domain)

Kim et al. (2010)Tagset: *Question, Question-Add, Question-Confirmation, Question-Correction,*
Answer, Answer-Add, Answer-Confirmation, Answer-Correction, Answer-Objection,
Resolution, Reproduction, Other

Classifier: CRF

Features: Lexical, structural, post context, semantic

Dataset: CNET (computer-related technical domain)

Qu and Liu (2011)Tagset: *Problem, Solution, Good Feedback, Bad Feedback*

Classifier: HMM

Features: Bag-of-words

Dataset: Oracle database (computer-related technical domain)

Catherine et al. (2012)Tagset: *Answer*

Classifier: SVM

Features: Structural, syntactic, author authority, post ratings

Dataset: Apple (computer-related technical domain)

Bhatia et al. (2012)Tagset: *Question, Repeat Question, Clarification, Solution, Further Details,*
Positive Feedback, Negative Feedback, Spam

Classifiers: SVM, logit model

Features: Structural, content, sentiment, number of posts by user, user authority

Datasets: Ubuntu (computer-related technical domain),

TripAdvisor-NYC (travel domain)

Table 2.1: Existing supervised methods for categorizing forum posts.

2.1 Supervised Methods

Supervised machine learning methods use previously labeled data for training, in order to predict the categories assigned to unseen data. Related previous work on classification of categories of discussion forum posts has largely focused on the application of these methods. In particular, most of the work has concentrated on the computer-related technical domain. Catherine et al. (2012) employed Support Vector Machines (SVMs) to extract *Answer* posts in a thread (assuming that the first post in the thread is a *Question*). They used a number of structural and syntactic features, in addition to forum-specific features such as author authority¹ and post ratings. Their methods were evaluated on a corpus of Apple discussion forums². Bhatia et al. (2012) used supervised machine learning algorithms (i.e., SVMs, logit model classifier, naive Bayes, etc.) to classify forum posts into eight categories — *Question*, *Repeat Question*, *Clarification*, *Further Details*, *Solution*, *Positive Feedback*, *Negative Feedback*, and *Junk*. They evaluated their methods on a dataset of the Ubuntu forums³. Qu and Liu (2011) used Hidden Markov Models (HMMs) to classify forum posts into four categories — *Problem*, *Solution*, *Good Feedback* and *Bad Feedback*. They evaluated their methods on the Oracle database support forums⁴. Similarly, Wang et al. (2010) attempted to identify *Problem* and *Solution* posts in the CNET forums⁵ dataset, but with more fine-grained categories based on the types of *Problem* posts (i.e., *Hardware*, *Software*, *Media*, *OS*, *Network*, and *Programming*) and *Solution* posts (i.e., *Documentation*, *Install*, *Search*, and *Support*). Kim et al. (2010) worked on the same dataset, and attempted to classify posts into 12 categories that are similar to the ones used by Bhatia et al. (2012). Additionally, they tagged the links between posts, i.e., identifying which post is a reply to which other post. For both tasks,

¹According to Catherine et al. (2012), author authority is a numerical or categorical value that is indicative of an author's level of expertise in the context of the forum.

²<https://discussions.apple.com>

³<http://ubuntuforums.org>

⁴<https://community.oracle.com/community/database/>

⁵<http://forums.cnet.com>

they reported the best performance using Conditional Random Fields (CRFs). Wang et al. (2011) went one step further by jointly classifying both posts and the links between them. They used two different methods: (1) composition of results from both tasks done separately, and (2) combination of post and link tag sets in a single task. Two other papers reported work on forums on the travel and medical domains. Ding et al. (2008) used CRFs to identify *Answer* posts and the context in which they answered the *Question* post. However, they did not attempt to identify *Question* posts, because they were assumed to be known beforehand. Their techniques were evaluated on a corpus of the TripAdvisor forums⁶. Sondhi et al. (2010) used CRFs and SVMs with various semantic and structural features to identify *Medical Problem* and *Treatment* in the HealthBoards forums⁷. A summary of all these methods is presented in Table 2.1. A major drawback of these approaches is that they are constrained by the requirement of manually annotated data for training, and are limited in applicability to the domains they are trained on.

2.2 Unsupervised Methods

Unsupervised methods identify unlabeled clusters of data, each of which could potentially be mapped to a target category that one wants to identify. These methods use a task-dependent measure of similarity to identify whether two input units should belong to the same cluster or not, and in some cases, also model the interactions between the clusters. In contrast to supervised techniques, they require no labeled data; hence, they are not limited in applicability to a specific domain. To the best of our knowledge, three unsupervised techniques have been previously proposed for categorization of posts in Web forums. Cong et al. (2008) used labeled sequential patterns to identify *Question* posts, followed by a graph-based propagation method to extract corresponding *Answer* posts. The question detection phase was supervised, whereas answer extraction was

⁶<http://www.tripadvisor.com/ForumHome>

⁷<http://www.healthboards.com>

unsupervised. The graph-based propagation used language models and author authority in order to assign scores to the links (edges) between posts (nodes). The method was evaluated on a corpus of forum threads on the travel domain. Deepak and Visweswariah (2014) identified *Solution* posts using a translation-based model that leverages lexical correlations between *Problem* and *Solution* posts. Joty et al. (2011) used a combination of HMMs and Gaussian Mixture Models (GMMs) in order to classify forum posts into 12 dialogue act categories. In addition to word n-grams, they used some structural features such as the chronological position of a post in the thread, the number of tokens in the post, and author identity. Both these papers reported results on corpora of forums on the computer-related technical domain (i.e., Apple discussion forums and Ubuntu forums). Other unsupervised techniques have been employed for the related tasks of *dialogue act classification* in spoken dialogue systems (Crook et al., 2009) and Twitter conversations (Ritter et al., 2010). Although they worked specifically on genres of text that are very different from Web forums, they can potentially inspire future approaches tailored for Web forums. All these unsupervised approaches ignored the evaluation of category-wise classification. Instead, they reported overall accuracy measures which do not adequately reflect the technique’s performance (as will be shown in chapter 5). One major drawback of unsupervised methods is that they often generate clusters that are undesired or have no meaning in the real world. For example, clustering of forum posts on the travel domain might lead to a cluster containing posts pertaining to New York City sightseeing alone. This is a meaningful cluster in general, but it has no meaning when one aims to find clusters of post categories such as *Question*, *Answer*, *Feedback*, etc. Moreover, because the clusters are unlabeled, post-processing is necessary to map the clusters to the categories that are desired as the output.

2.3 Semi-supervised Methods

Semi-supervised methods can overcome the drawbacks of both unsupervised and supervised methods by using a minimal amount of labeled data (that is costly to obtain) and a large amount of unlabeled data (that is easily available). To the best of our knowledge, there exist only two semi-supervised methods for categorization of posts in Web forums. One employed domain adaptation from labeled spoken dialogue datasets by means of a sub-tree pattern mining algorithm (Jeong et al., 2009). Another method extracted *Answer* posts in forum threads using a co-training framework (Catherine et al., 2013). However, it focused only on extracting *Answer* posts, with the assumption that the first post in a thread is a *Question*. Both methods used features such as the chronological position of a post in the thread, and post and author ratings.

2.4 Methods Applied to Other Tasks

There exists other previous work that is applied to tasks unrelated to forum post categorization but which inspires the development of techniques discussed in this research paper. Barzilay and Lee (2004) proposed a content model for multi-document summarization based on sentence extraction. This model consists of an HMM at the sentence level that is tailored towards identifying sentence clusters belonging to different topics. Inspired by this model, Ritter et al. (2010) suggested a ‘conversation model’ for the modeling of dialogue acts in Twitter conversations. Their model replicates Barzilay’s model but replaces sentences in a document with tweets in a Twitter conversation as units of the HMM. They used Topic Modeling (using Latent Dirichlet Allocation) along with the conversation model and reported better performance; but the evaluation was done only qualitatively. Similarly, Joty et al. (2011) applied conversation models to email and forum threads where a single post is considered an HMM unit. They further enriched this technique by using structural features from emails and forums, in addition to language

models. They used GMMs along with their feature-enhanced conversation models, and reported better performance than using conversation models alone. The motivation for these techniques is that HMMs can model the sequential nature of dialogue acts well. For example, the fact that a *Solution* is more likely to follow a *Problem*, as opposed to any other category, can be implicitly encoded in the HMMs.

Chapter 3

Description of Implemented Methods

The code for existing methods (that are relevant to this work) is not available to other researchers. Also, a number of technical details that are necessary for reproduction are omitted in literature. Hence, it is important to describe the implementations of previous methods that inspire or form the basis of the proposed methods. In the process, a few enhancements are also proposed. These are described in the following section.

3.1 Existing Methods with Minor Enhancements

3.1.1 Conversation Model

The conversation model that was introduced in the previous chapter is described here. While there are three different variants of this model (as described in the previous chapter), this work implements the originally proposed model by Barzilay and Lee (2004), while making necessary modifications for applying it to forum post categorization. The conversation model is a Hidden Markov Model (HMM), in which hidden (unobserved) states correspond to post categories, and emissions (observed) correspond to bags of post

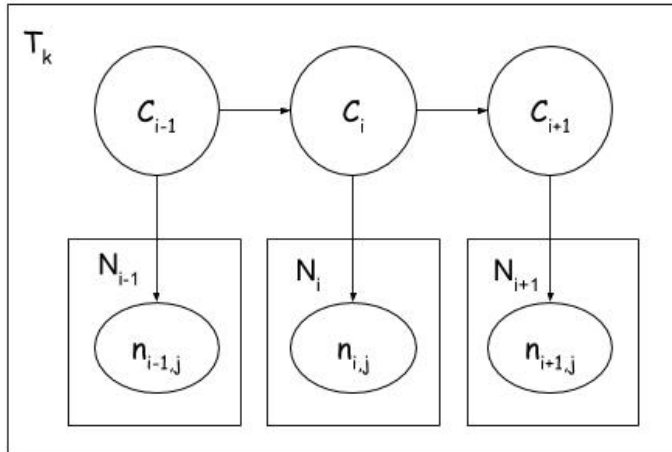


Figure 3.1: Plate notation of conversation model

n-grams. A plate notation of the equivalent graphical model is shown in Figure 3.1 (derived from Ritter et al. (2010) and Joty et al. (2011)). Here, a thread T_k consists of a sequence of category labels, and each category label C_i emits a bag of word n-grams N_i of the i^{th} chronological post in the thread.

The priors for this model are derived from a two-step process: (i) every post is represented as a vector of word n-gram frequency counts, and (ii) the vectors are clustered using hierarchical clustering. The resultant cluster labels are used to calculate the frequency counts of initial HMM states and state transitions, and hence, the corresponding probabilities. The priors are optionally calculated using an additional concept of *insertion states*. These are the states which contain a number of posts fewer than a fixed threshold, called *state size threshold*. This concept is used to account for small noise states that pertain to no meaningful target category. If used, all insertion states are merged into a single state, representing a noise state.

The learning algorithm (Algorithm 1) of the conversation model uses iterative Expectation Maximization (EM) to maximize the expected probability of a post given a state, repeating until convergence of the sum of all observation probabilities. During the expectation step (E-step), a word n-gram language model is constructed for each state. Using this state-specific language model, the emission probability of an observation (or

post) can be calculated. During the maximization step (M-step), the most likely state sequence is calculated using Viterbi algorithm. All configuration parameters used in this algorithm are described in Table 3.1. Each function used in the algorithm is described below.

- *vectorize*: Given a post, it outputs a vector using frequency counts of word n-grams in the post. The number of dimensions of the vector is equal to the word vocabulary size of all posts.
- *cluster*: Given a set of vectors, it clusters them using the complete linkage hierarchical clustering algorithm with cosine distance metric, and outputs a cluster label for each vector.
- *merge_small_states*: Given a list of states (one for each post), it merges all states with fewer than *stateSizeThreshold* number of posts into a single state, and outputs the updated states as well as the updated number of states. This is applicable only if the *mergeInsertionStates* parameter is set to *true*.
- *language_model*: Constructs a word n-gram language model for the posts belonging to a given state. A smoothing parameter δ_1 is used to account for unseen word n-grams when calculating the probability of a post.
- *Viterbi_algorithm*: Runs Viterbi algorithm to output the most likely state sequence, given the HMM parameters (i.e., initial state probabilities, state transition probabilities, and state-specific language models).

In the HMM, the probability of a post P_i , given a state S_k , is calculated as a categorical probability of its word n-grams, as shown in Equation 3.1.

$$p(P_i|S_k) = \prod_j p(W_{i,j}|L_k) \quad (3.1)$$

where:

$W_{i,j}$ is the j^{th} (in no particular order) word n-gram in post P_i ,

and L_k is the language model for state S_k .

Parameter Name	Description	Data Type
<i>initialNumClusters</i>	The initial number of clusters to be output using agglomerative clustering	Integer
<i>mergeInsertionStates</i> ; <i>stateSizeThreshold</i>	States with a number of posts fewer than <i>stateSizeThreshold</i> are merged into a single state if <i>mergeInsertionStates</i> is set to <i>true</i>	Boolean; Integer
<i>lmType</i>	The type of language model to be used for calculating the emission probability of a post given a state	‘unigram’ or ‘bigram’
δ_1	Smoothing parameter for language modeling (to account for unseen n-grams)	Float
δ_2	Smoothing parameter for calculation of HMM state transition probabilities (to account for unseen state transitions)	Float
<i>maxNumIterations</i>	Maximum number of iterations of Expectation Maximization	Integer
<i>numMixtureComponents</i>	Number of mixture components to be used for conversation model with Gaussian mixtures	Integer

Table 3.1: Configuration parameters used in conversation models

Algorithm 1 Conversation model

Input: A list of threads T , each containing a list of posts P (in chronological order)

Parameters: $initialNumClusters$, $mergeInsertionStates$, $stateSizeThreshold$, $maxNumIterations$, $lmType$, δ_1 , δ_2

Output: A list of cluster labels CL for each post in each thread (in the order of the input)

```

1: for all thread  $T_x$  do
2:   for all post  $P_{x,y} \in T_x$  do
3:      $V_{x,y} := \text{vectorize}(P_{x,y})$     //  $V_{x,y}$  is the vector of post  $P_{x,y}$ 
4:   end for
5: end for
6:  $ICL := \text{cluster}(V, initialNumClusters)$     //  $ICL$  is the list of initial cluster labels for each post
   ( $ICL_{x,y}$  is the initial cluster label for post  $P_{x,y}$  in thread  $T_x$ )
7:  $S := ICL$     //  $S$  is the list of states for all posts; at this step, it is the same as the initial cluster
   labels
8: for  $n = 1 \rightarrow maxNumIterations$  do
9:   if  $mergeInsertionStates$  is true then
10:    [ $S, numStates$ ] :=  $\text{merge\_small\_states}(S, stateSizeThreshold)$ 
11:   end if
12:   for  $i = 1 \rightarrow numStates$  do
13:      $SP_i = \emptyset$ 
14:     for all state  $S_{x,y}$  do
15:       if  $S_{x,y} = i$  then
16:          $SP_i := SP_i \cup P_{x,y}$     //  $SP_i$  is the set of all posts that belong to state  $i$ 
17:       end if
18:     end for
19:      $L_i := \text{language\_model}(SP_i, lmType, \delta_1)$ 
20:   end for
21:   for  $i = 1 \rightarrow numStates$  do
22:      $init\_counts_i := \sum_{T_x} \mathbb{1}_{S_{x,1} = i}$     //  $S_{x,1}$  is the state of the first post in thread  $T_x$ 
23:   end for
24:   for  $i = 1 \rightarrow numStates$  do
25:      $\pi_i := (init\_counts_i + \delta_2) / (\sum_k (init\_counts_k) + \delta_2 \times numStates)$     //  $\pi_i$  is the probability that
     initial state is  $i$ 
26:   end for
27:   for  $i = 1 \rightarrow numStates$  do
28:     for  $j = 1 \rightarrow numStates$  do
29:        $trans\_counts_{i,j} := \sum_{T_x} \sum_{a=1}^{|T_x|-1} \mathbb{1}_{S_{x,a} = i, S_{x,a+1} = j}$ 
30:     end for
31:   end for
32:   for  $i = 1 \rightarrow numStates$  do
33:     for  $j = 1 \rightarrow numStates$  do
34:        $\phi_{i,j} := (trans\_counts_{i,j} + \delta_2) / (\sum_{k,l} (trans\_counts_{k,l}) + \delta_2 \times numStates^2)$     //  $\phi_{i,j}$  is the
       probability of transitioning from state  $i$  to state  $j$ 
35:     end for
36:   end for
37:    $S := \text{Viterbi\_algorithm}(\pi, \phi, L)$ 
38:   if sum of observation probabilities converged then
39:     break
40:   end if
41: end for
42:  $CL := S$ 

```

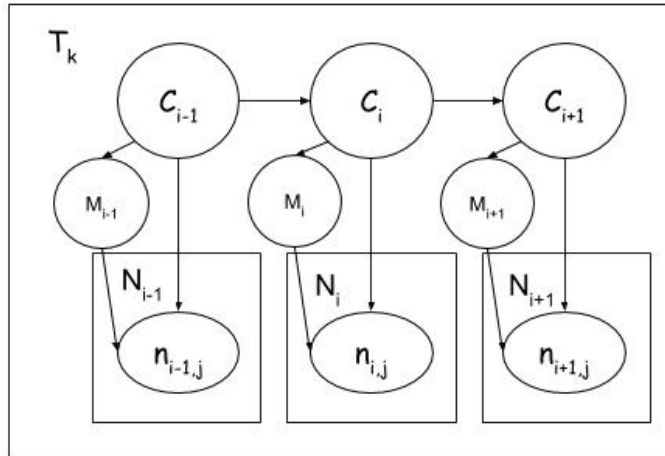


Figure 3.2: Plate notation of conversation model with Gaussian Mixtures

3.1.2 Conversation Model with Gaussian Mixtures

The previous model used standard HMM emission probabilities that were based on n -gram frequency counts, which can suffer from the drawback of producing topical clusters. To counter this, Joty et al. (2011) proposed a method which models the HMM emissions as a mixture of Gaussians, i.e., a Gaussian Mixture Model (GMM). A plate notation of the resultant model is shown in Figure 3.2. Here a thread T_k consists of a sequence of category labels, and each category label C_i and Gaussian mixture M_i emit a bag of word n -grams N_i , which corresponds to the i^{th} chronological post in the thread. Apart from preventing topical clusters, the authors argue that this can define finer and hence, richer emission distributions. Also, in contrast to the Topic Model-based approach (Ritter et al., 2010), learning and inference can be done using the EM algorithm without approximate inference techniques.

In addition to the steps in the simple conversation model, the learning algorithm (Algorithm 2) of the current model uses Gaussian mixture components as input to the Viterbi algorithm to calculate the most likely state sequence. Each function used in the algorithm is described below.

- *fit_GMM* – It fits the given vector to the GMM corresponding to the vector’s state. The initial values of mean and variance of each mixture component are initialized randomly. The value of the *numMixtureComponents* parameter decides the number of mixture components to be used.
- *Viterbi_algorithm* – Runs Viterbi algorithm in order to output the most likely state sequence given the parameters of the HMM and GMMs (i.e., initial state probabilities, state transition probabilities, and state-specific Gaussian mixture components).

Here, the probability of a post P_i , given a state S_k , is calculated as shown in Equation 3.2.

$$p(P_i|S_k) = \sum_j p(M_{k,j}|S_k)p(P_i|M_{k,j}) \quad (3.2)$$

where:

$M_{k,j}$ refers to the j^{th} (in no particular order) mixture model component for state S_k .

3.1.3 Fully Supervised Methods

Accumulating all features used by existing supervised methods and modifying them to suit specific datasets (where necessary), a fully supervised method is implemented using Support Vector Machines (SVM)¹. Table 3.2 lists the most representative features that were used.

¹The `weka.classifiers.functions.SMO` classifier from the Weka toolkit (Hall et al., 2009) is used for implementing SVM.

Algorithm 2 Conversation model with Gaussian Mixtures

Input: A list of threads T , each containing a list of posts P (in chronological order)

Parameters: $initialNumClusters$, $mergeInsertionStates$, $stateSizeThreshold$, $maxNumIterations$, $lmType$, δ_1 , δ_2 , $numMixtureComponents$

Output: A list of cluster labels CL for each post in each thread (in the order of the input)

```

1: for all thread  $T_x$  do
2:   for all post  $P_{x,y} \in T_x$  do
3:      $V_{x,y} := \text{vectorize}(P_{x,y})$     //  $V_{x,y}$  is the vector of post  $P_{x,y}$ 
4:   end for
5: end for
6:  $ICL := \text{cluster}(V, initialNumClusters)$     //  $ICL$  is the list of initial cluster labels for each post
   ( $ICL_{x,y}$  is the initial cluster label for post  $P_{x,y}$  in thread  $T_x$ ).
7:  $S := ICL$     //  $S$  is the list of states for all posts; at this step, it is the same as the initial cluster
   labels.
8: for  $n = 1 \rightarrow maxNumIterations$  do
9:   if  $mergeInsertionStates$  is true then
10:    [ $S, numStates$ ] :=  $\text{merge\_small\_states}(S, stateSizeThreshold)$ 
11:   end if
12:   for all thread  $T_x$  do
13:     for all post  $P_{x,y} \in T_x$  do
14:        $\text{fit\_GMM}(G_{S_{x,y}}, P_{x,y}, numMixtureComponents)$     //  $G$  is the set of GMMs;  $G_i$  is the
         GMM for state  $i$ 
15:     end for
16:   end for
17:   for  $i = 1 \rightarrow numStates$  do
18:      $\text{init\_counts}_i := \sum_{T_x} \mathbb{1}_{S_{x,1} = i}$     //  $S_{x,1}$  is the state of the first post in thread  $T_x$ 
19:   end for
20:   for  $i = 1 \rightarrow numStates$  do
21:      $\pi_i := (\text{init\_counts}_i + \delta_2) / (\sum_k (\text{init\_counts}_k) + \delta_2 \times numStates)$     //  $\pi_i$  is the probability that
         initial state is  $i$ 
22:   end for
23:   for  $i = 1 \rightarrow numStates$  do
24:     for  $j = 1 \rightarrow numStates$  do
25:        $\text{trans\_counts}_{i,j} := \sum_{T_x} \sum_{a=1}^{|T_x|-1} \mathbb{1}_{S_{x,a} = i, S_{x,a+1} = j}$ 
26:     end for
27:   end for
28:   for  $i = 1 \rightarrow numStates$  do
29:     for  $j = 1 \rightarrow numStates$  do
30:        $\phi_{i,j} := (\text{trans\_counts}_{i,j} + \delta_2) / (\sum_{k,l} (\text{trans\_counts}_{k,l}) + \delta_2 \times numStates^2)$     //  $\phi_{i,j}$  is the
         probability of transitioning from state  $i$  to state  $j$ 
31:     end for
32:   end for
33:    $S := \text{Viterbi\_algorithm}(\pi, \phi, G)$ 
34:   if sum of observation probabilities converged then
35:     break
36:   end if
37: end for
38:  $CL := S$ 

```


Feature	Type
<i>Structural</i>	
Chronological position of post in thread	Numeric
Number of posts in thread	Numeric
<i>Metadata</i>	
Total number of posts in the thread by author of current post	Numeric
Total number of previous posts in thread by author of current post	Numeric
<i>Textual</i>	
Average similarity of post to other posts in thread	Numeric
Similarity of post to initial post	Numeric
Word bigrams	Binary
POS bigrams and trigrams	Binary
<i>Language</i>	
Number of tokens in post after stopword removal	Numeric
Number of unique tokens after stopword removal	Numeric
Number of unique tokens after stopword removal and stemming	Numeric
Number of adverbs	Numeric
Number of modal verbs	Numeric
Number of nouns	Numeric
Number of proper nouns	Numeric
Number of <i>wh</i> -words (<i>why, where, what, when, how</i>)	Numeric
Number of determiners	Numeric
Number of stopwords	Numeric
Presence of periods	Binary
Presence of question marks	Binary
Presence of other punctuation marks	Binary
Presence of token – <i>thanks</i>	Binary
Presence of token – <i>same</i> or <i>similar</i>	Binary
Presence of token – <i>did</i>	Binary

Table 3.2: Most representative features used in implementation of existing fully supervised method.

3.2 Proposed Methods

3.2.1 Conversation Model with Part-of-Speech Tags

Since conversation models take only word n-gram language models into account, it is likely that they output clusters of posts that are topically related, without reflecting the posts' purpose or intention. To overcome this limitation, the conversation model is enhanced by modeling emissions as arising partially from part-of-speech (POS) tags of words. This might better characterize the syntactic nature of the post. This is based on the assumption that posts belonging to the same category are likely to be syntactically similar. The proposed model uses POS n-gram language models in addition to word n-gram language models, and calculates the HMM emission probability of a post given its state using a linear combination of both. Here, the probability of a post P_i , given a state S_k , is calculated as shown in Equation 3.3.

$$p(P_i|S_k) = \frac{\prod_j [\lambda \times p(W_{i,j}|L_k) + (1 - \lambda) \times p(POS_{i,j}|PL_k)]}{Z} \quad 0 \leq \lambda \leq 1 \quad (3.3)$$

$$Z = \sum_{i,k} \left[\prod_j [\lambda \times p(W_{i,j}|L_k) + (1 - \lambda) \times p(POS_{i,j}|PL_k)] \right]$$

where:

$POS_{i,j}$ is the j^{th} (in no particular order) POS n-gram in post P_i ,

PL_k is the POS n-gram language model for state S_k ,

λ is the parameter that controls the proportion of probability arising from the word and POS language models (using $\lambda = 1$ is equivalent to the conversation model),

and Z is the normalizing constant.

Feature	Type
<i>Structural</i>	
Chronological position of post in thread	Numeric
<i>Metadata</i>	
Identity of author of current post	Nominal
Previous post by same author	Binary
Total number of posts in the thread by author of current post	Numeric
Total number of previous posts in thread by author of current post	Numeric
<i>Textual</i>	
Number of tokens	Numeric
Type to token ratio	Numeric
Average similarity of post to other posts in thread	Numeric
Similarity of post to initial post	Numeric
<i>Language</i>	
Presence of question marks	Binary
Presence of question marks in previous post	Binary
Presence of exclamation marks	Binary
Presence of Quotes/URLs/Images	Binary
Presence of token – <i>thanks</i>	Binary
Presence of token – <i>same</i> or <i>similar</i>	Binary
Presence of token – <i>did</i>	Binary
Number of <i>wh</i> -words (<i>why, where, what, when, how</i>)	Numeric
Number of modal verbs	Numeric
Number of proper nouns	Numeric

Table 3.3: All features used in proposed methods with feature models.

3.2.2 Conversation Model with Features

This model allows for the incorporation of discriminative features that might be useful for generating clusters that better represent the desired categories. For example, the chronological position of a post in a thread might be a useful feature, because a post is more likely to be a *Problem* if it is the first post in a thread as opposed to any other position. Here, the probability of a post P_i , given a state S_k , is calculated as shown in equation 3.4.

$$p(P_i|S_k) = \prod_j p(W_{i,j}|L_k) \prod_f p(F_{i,f}|FL_k) \quad (3.4)$$

where:

$F_{i,f}$ is the f^{th} (in no particular order) discrete-valued feature in post P_i ,
and FL_k is the feature model for state S_k .

Table 3.3 lists the features used in this model. All feature values are discretized. These features comprise a small subset of those used in the fully supervised setup, and are relatively simpler and easier to obtain.

3.2.3 Conversation Model with Post Embeddings

In the conversation models, the clustering of posts is performed as a first step using vectors of word n-grams in the post. This step may suffer from issues of sparsity and high vector dimensionality. To avoid this, it is proposed to use embeddings that are low-dimensional semantic representations of posts. *Word2Vec*², with enhancements as proposed by Le and Mikolov (2014), can be used to generate embeddings of variable lengths of text. This technique uses a recurrent neural network that predicts a word given its surrounding context. For the current task, this technique is used to generate

²<http://code.google.com/p/word2vec/>

one embedding per post, which can then be used for clustering. The rest of the model remains unchanged.

3.2.4 Semi-supervised Conversation Model

As discussed before, semi-supervised techniques can make use of a minimal amount of labeled data in order to better guide the prediction of labels (as opposed to unlabeled clusters in case of unsupervised techniques). A modification can be made to the previous models to achieve this — the priors can be constructed from a small amount of labeled data instead of clustering all posts using vectors of post n-grams. More concretely, labeled data can be used to initialize the language models and the HMM parameters (initial state and state transition probabilities) for the first iteration of the EM algorithm. The rest of the model remains unaffected.

3.2.5 Other Enhancements

All the models discussed above can be combined with one another, except in the case of semi-supervised models with post embeddings. This is because the semi-supervised models calculate priors from labeled data, whereas those with post embeddings use hierarchical clustering of unlabeled data.

Also, the following modifications can be made in an attempt to simplify the models and improve performance. The conversation models with POS tags require the setting of a configuration parameter which decides the proportion of probability that comes from language and POS models in the linear combination. Also, this parameter value (when fixed) is used uniformly across all word and POS n-grams. However, one could estimate a parameter value that is specific to a word and POS tag pair by using frequency counts from predicted labels during the previous iteration of the EM algorithm. In case of the first iteration of the unsupervised models, the frequency counts can be calculated using the initial cluster labels; and in case of semi-supervised models, this can be done using

the labels of the training data. Equation 3.5 can be used to calculate the fractional contribution of a word in the language model L_k for state S_k , and equation 3.6 can be used analogously for calculating the fractional contribution of a POS tag. Equation 3.7 can be used to determine the value of λ , which can then be used in the conversation model with POS tags, as shown in equation 3.8.

Discussion forum posts often contain informal text with misspellings and spelling variations, which cannot be modeled by word n-gram language modeling. However, character n-grams could potentially overcome this limitation. Also, they have been a very useful discriminative feature in the area of authorship attribution, because they seem to account for lexical, syntactic, and stylistic information (Sapkota et al., 2015). Hence, character n-gram language models can be used in isolation or in addition to word n-gram language models in each of the models discussed in previous sub-sections.

$$WordFrac(L_k, w) = \frac{\text{Frequency of } w \text{ in posts from state } S_k}{\text{Total frequency of } w} \quad (3.5)$$

$$PosFrac(PL_k, pos) = \frac{\text{Frequency of } pos \text{ in posts from state } S_k}{\text{Total frequency of } pos} \quad (3.6)$$

$$\lambda(w, pos, k) = \frac{WordFrac(L_k, w)}{WordFrac(L_k, w) + PosFrac(PL_k, pos)} \quad (3.7)$$

$$p(P_i|S_k) = \frac{\prod_j [\lambda(W_{i,j}, POS_{i,j}, k) \times p(W_{i,j}|L_k) + (1 - \lambda(W_{i,j}, POS_{i,j}, k)) \times p(POS_{i,j}|PL_k)]}{Z}$$

$$Z = \sum_{i,k} \left[\prod_j [\lambda(W_{i,j}, POS_{i,j}, k) \times p(W_{i,j}|L_k) + (1 - \lambda(W_{i,j}, POS_{i,j}, k)) \times p(POS_{i,j}|PL_k)] \right] \quad (3.8)$$

3.3 Mapping of Clusters to Categories

Unsupervised methods output cluster labels for each post (and not a specific category label). In order to match them with an observed category label, a one-to-one mapping is obtained using Kuhn-Munkres algorithm for maximal weighting in a bipartite graph (Kuhn, 1955; Munkres, 1957). In this procedure, one set of disjoint nodes of the bipartite graph corresponds to the set of predicted cluster labels, and the other set corresponds to the set of manually obtained gold labels. The weight of an edge from cluster label c to gold label g is calculated as the number of posts which are predicted as c and also have a gold label g . Joty et al. (2011) follow the same procedure.

Chapter 4

Data Collection and Annotation

Previous work has used forum datasets belonging to the travel and computer-related technical domains (listed in Table 4.1).

In addition to these, the current work attempts to observe the performance of post categorization on forums belonging to the automotive domain. For this purpose, forums that discuss Jeep and Mercedes-Benz vehicles were obtained from Verticalscope

Ubuntu (Bhatia et al., 2012)
Domain: Computer technical
Tagset: *Question, Repeat Question, Clarification, Solution, Further Details, Positive Feedback, Negative Feedback, Spam*
Number of threads: 100

TripAdvisor-NYC (Bhatia et al., 2012)
Domain: Travel
Tagset: Same as **Ubuntu** Number of threads: 100

Apple (Catherine et al., 2012)
Domain: Computer technical
Tagset: *Answer*
Number of threads: 300 labeled and 140,000 unlabeled

Table 4.1: Existing discussion forum datasets used in this research paper.

Post Category	Description
<i>Problem</i>	A query on a particular topic
<i>Solution</i>	A suggested solution or answer to one of the previous posts annotated as <i>Problem</i>
<i>Clarification-Request</i>	A query regarding one of the previous posts annotated as <i>Problem</i> or <i>Solution</i>
<i>Clarification</i>	A suggested solution or answer to one of the previous posts annotated as <i>Clarification-Request</i>
<i>Feedback</i>	A comment about one of the previous posts by a different user that is annotated as <i>Solution</i>
<i>Other</i>	The post does not belong to any of the previous categories

Table 4.2: Tagset of forum post categories used for annotating the Verticalscope datasets.

Inc.¹ Around 150 threads each were randomly picked from JeepForum² and BenzWorld³. Threads whose first posts contained advertisements or spam posts (as identified by Topic Modeling done previously) were filtered out. Also, threads which had only one post or more than 30 posts, were discarded. This resulted in a total of 93 threads in the JeepForum dataset, and 108 threads in the Benzworld dataset.

Next, previous literature was studied in order to decide the tagset of categories to annotate the forum posts in the dataset. Kim et al. (2010) use a tagset of 12 categories — *Question*, *Question-Add*, *Question-Confirmation*, *Question-Correction*, *Answer*, *Answer-Add*, *Answer-Confirmation*, *Answer-Correction*, *Answer-Objection*, *Resolution*, *Reproduction*, and *Other*. Since this is the most fine-grained set of categories, a pilot annotation study was conducted using these. Five annotators annotated posts from six randomly picked threads in the automotive domain. Based on the quantitative results of the annotation and the feedback from annotators, it was observed that using a more

¹Verticalscope Inc. (<http://www.verticalscope.com>) is a privately held corporation that specializes in the acquisition and development of websites and online communities for the Automotive, Powersports, Power Equipment, Pets, Sports and Technology vertical markets.

²jeepforum.com

³benzworld.org

coarse-grained set of six categories would be simpler and more meaningful. These categories and their description are shown in Table 4.2.

The main annotation task was set up on CrowdFlower⁴, a Web platform for obtaining crowdsourced annotations. In each thread, the posts were displayed to the annotators in chronological order. Some posts contain quoted text, i.e., a span of text from a previously posted answer. These were enclosed within ‘[QUOTE]’ tags along with the username of the post which is quoted. Some posts contain URLs or images, which were displayed to the annotators using the tags ‘[URL]’ and ‘[IMG]’ respectively. In addition to providing the target set of annotation categories, the following instructions were provided to the annotators.

- Every post must have exactly one category associated with it. If there is confusion between multiple categories for a single post, choose the category that describes the main purpose of the post.
- *Clarification-Request* is also a type of post that discusses a problem, but it must relate to an earlier post annotated as *Problem* or *Solution*.
- *Clarification* is also a type of post discussing a solution, but it must relate to an earlier post annotated as *Clarification-Request*.

Forum	# Threads	% Majority Annotations	Krippendorf’s α
JeepForum	93	93%	0.62
BenzWorld	108	77%	0.47

Table 4.3: The number of threads in the Verticalscope datasets, along with measures of the quality of forum post annotations (i.e., the percentages of majority annotations and inter-annotator agreement values).

⁴<http://www.crowdfLOWER.com/>

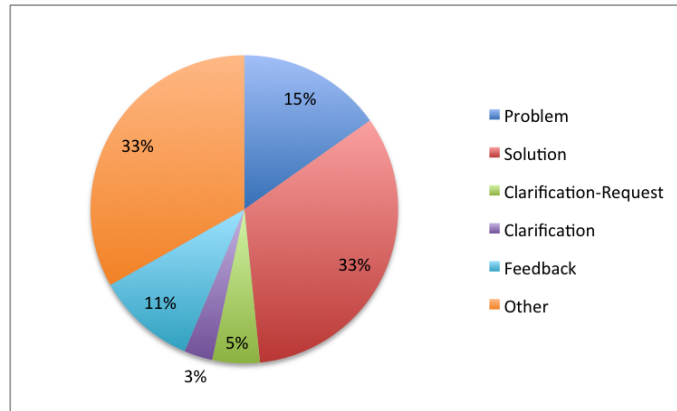


Figure 4.1: Category-wise distribution of posts in the JeepForum dataset.

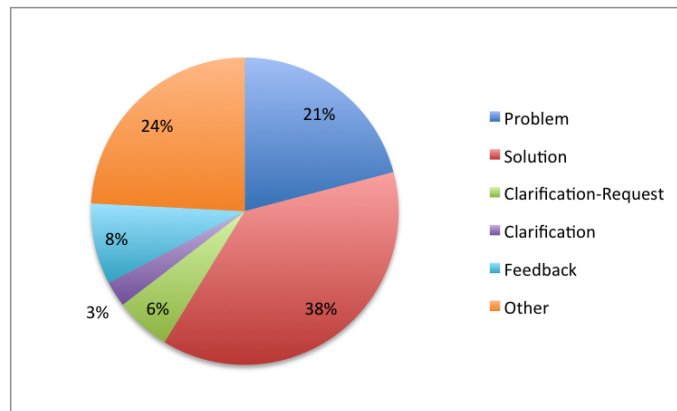


Figure 4.2: Category-wise distribution of posts in the BenzWorld dataset.

The top three trusted annotators were picked from each annotation task, and gold labels were assigned to each post if at least two out of three annotators agreed. However, if there was disagreement among all annotators, the post was left unlabeled. Details of the resulting datasets, including the inter-annotator agreements and quantity of data, are shown in Table 4.3. Since the annotations were crowdsourced, there is no common set of annotators for each post. Hence, instead of using standard annotation quality measures like Scott’s π and Fleiss’s κ , Krippendorff’s α is reported, which can account for missing values (Artstein and Poesio, 2008). The values obtained (i.e., 0.62 and 0.47) are reflective of moderate to substantial agreement. In order to further confirm the validity of the annotations, two annotators randomly sampled 10% of the threads and

manually analyzed the annotations for correctness. They found 98.8% and 91.8% of posts to be correctly annotated in the JeepForum and BenzWorld datasets respectively.

The category-wise distribution of posts for both datasets are shown in Figures 4.1 and 4.2. *Solution* and *Other* are the most prevalent categories, whereas *Clarification-Request* and *Clarification* form only 8-9% of the posts. Consequently, the former two categories are expected to be easier to classify (i.e., achieve better accuracy in classification) in comparison to the latter two.

Chapter 5

Experiments

5.1 Evaluation Measures

The predicted labels for all posts can be evaluated against the corresponding gold labels using metrics like precision, recall and F_1 -measure. Moreover, micro-averaged and macro-averaged values of these metrics can indicate overall performance across categories. All evaluation metrics are calculated as shown in Equations 5.1 to 5.12. In all cases, c is a single category, and CS is the set of all categories. The values of micro-averaged precision, recall and F_1 -measure are all equal if the number of predictions is the same as the number of posts (i.e., every post is predicted as belonging to some category). All methods implemented in the current work make some category prediction for every post; hence, this condition holds true.

$$\text{Accuracy, } A(c) = \frac{\# \text{ actual } c \text{ posts predicted as } c + \# \text{ actual non-}c \text{ posts predicted as non-}c}{\# \text{ predictions}} \quad (5.1)$$

$$\text{Precision, } P(c) = \frac{\# \text{ actual } c \text{ posts predicted as } c}{\# \text{ posts predicted as } c} \quad (5.2)$$

$$\text{Recall, } R(c) = \frac{\# c \text{ posts predicted as } c}{\# \text{ actual } c \text{ posts}} \quad (5.3)$$

$$F_1\text{-Measure, } F(c) = \frac{2 \times P \times R}{P + R} \quad (5.4)$$

$$\text{Micro-Averaged-Accuracy, } \mathit{MicroA} = \frac{\sum_{c \in CS} [\# \text{ actual } c \text{ posts predicted as } c]}{\# \text{ predictions}} \quad (5.5)$$

$$\text{Micro-Averaged-Precision, } \mathit{MicroP} = \mathit{MicroA} \quad (5.6)$$

$$\text{Micro-Averaged-Recall, } \mathit{MicroR} = \frac{\sum_{c \in CS} [\# c \text{ posts predicted as } c]}{\# \text{ posts}} \quad (5.7)$$

$$\text{Micro-Averaged-}F_1\text{-Measure, } \mathit{MicroF} = \frac{2 \times \mathit{MicroP} \times \mathit{MicroR}}{\mathit{MicroP} + \mathit{MicroR}} \quad (5.8)$$

$$\text{Macro-Averaged-Accuracy, } \mathit{MacroA} = \frac{\sum_{c \in CS} [\mathit{Accuracy}(c)]}{|CS|} \quad (5.9)$$

$$\text{Macro-Averaged-Precision, } \mathit{MacroP} = \frac{\sum_{c \in CS} [\mathit{Precision}(c)]}{|CS|} \quad (5.10)$$

$$\text{Macro-Averaged-Recall, } \mathit{MacroR} = \frac{\sum_{c \in CS} [\mathit{Recall}(c)]}{|CS|} \quad (5.11)$$

$$\text{Macro-Averaged-}F_1\text{-Measure, } \mathit{MacroF} = \frac{2 \times \mathit{MacroP} \times \mathit{MacroR}}{\mathit{MacroP} + \mathit{MacroR}} \quad (5.12)$$

5.2 Experimental Setup

5.2.1 Preprocessing and Configuration Parameters

Initially, all forum posts were tokenized by sentence and word, followed by POS tagging and stemming — all using Stanford CoreNLP Toolkit (Manning et al., 2014). Stopword removal was found to degrade performance; hence, it was not used. It is important to note that forum conversations often consist of informal English language text, along with the use of domain-specific abbreviations, and non-standard special characters, such as ellipses and emoticons. Hence, some errors are introduced in all the previous steps. However, no effort was made to overcome them, and this is accepted as a limitation of the current work.

All methods, except those using post embeddings, require the conversion of posts to vectors of n-grams. For this purpose, both unigrams and bigrams were tried, and the former was found to produce better performance. The use of TF-IDF term weighting did

not improve performance; hence, it was ignored. The maximum number of iterations of Expectation Maximization was set to 100, which was sufficient because all experimental runs were completed in fewer than 100 iterations. The values of both smoothing parameters (i.e., *delta1* and *delta2*) were varied in the range of 10^{-1} to 10^{-9} . Subsequently, 10^{-2} and 10^{-9} were found to be the best values for *delta1* and *delta2* respectively. The value of the POS model's λ was varied between 10^{-6} and $1 - 10^{-6}$, and the value of 0.999 was found to be the best. Since the unigram/bigram vocabulary size is much larger than the POS tag vocabulary size, the former probability distribution is much more fine-grained. For example, each word unigram's probability value in the Benzworld dataset is of the order of 10^{-4} (since the unigram vocabulary size is 5000), whereas each POS unigram's probability value is of the order of 10^{-2} (since the POS vocabulary size is 42). So, the value of 0.999 for word unigrams and 0.001 for POS unigrams can be viewed as a scaling factor to ensure that both contribute almost equally towards discriminating between post categories. To provide further clarity, using a λ value of 0.5 gives rise to a predominantly POS-based model because unigram probability values are too low to make a significant difference towards identifying one category over another. The parameters, *initialNumClusters* and *stateSizeThreshold*, directly affect the resulting number of clusters. In all experimental runs, both these parameters were varied in the range of 1 to 100, and those which did not output the desired number of clusters (i.e., number of distinct gold labels) were ignored. In each case, different parameter values were best suited; however, only the best performing results are reported. For GMM-based methods, the number of Gaussian mixture components was varied from 2 to 8, and 3 was found to be the best value. Parameters specific to GMM, such as initial mixture component means and variances, were initialized randomly by sampling from the Gaussian distribution.

For semi-supervised methods, experiments were carried out in a randomized n -fold cross-validation setup. The dataset was randomly (by sampling from the uniform distribution) divided into n equal-sized folds, and the experiment was run n times. In each

run, one fold was used for initializing the priors of the models, and the remaining $n - 1$ folds were used for evaluation. This is in contrast to a traditional fully supervised setting, where $n - 1$ folds are used for training and the remaining fold is used for evaluation.

In the case of language models, it was observed that accuracy values differ by more than two percentage points when using unigram and bigram language models. Also, different datasets benefited from different models. Hence, experiments were run using both, and results are reported for the better performing alternative.

A number of enhancements were proposed in section 3.2.5 with the objective of further enhancing the performance of the conversation models. However, in all cases, these led to deteriorating performance. Specifically, the use of character or skip-gram language models in isolation or in conjunction with word language and POS models lowered performance by around 2 percentage points with respect to the best performing method. The use of fractional contributions of language and POS modeling led to performance deterioration of up to 10 percentage points. Hence, these enhancements are ignored when reporting results.

5.2.2 Baselines

The *random baseline* randomly (by sampling from the uniform distribution) assigns category labels to every post. The *majority baseline* assigns the most commonly occurring gold category label to every post. In all datasets on which results are reported, *Solution* is the most commonly occurring gold category.

Two other baselines are heuristic in nature, and are both based on the assumption that the first post in the thread is very likely to be a *Problem*. The first of these, called *Problem-Solution Heuristic 1*, assigns *Problem* to the first post in the thread, *Other* to the last post, and *Solution* to the rest. It assumes that the last post in the thread is very likely to be unrelated to the main thread topic and that many of the preceding posts are likely to be *Solution*. The second heuristic baseline, called *Problem-Solution Heuristic 2*,

assigns *Problem* to the first post in the thread, *Solution* to the second post, and *Other* to the rest. It assumes that the second post is very likely to be a *Solution* in direct response to the first *Problem* post, and many of the following posts are likely to be *Other*.

Model	JeepForum		BenzWorld	
	Micro-A	Macro-A	Micro-A	Macro-A
<i>Baselines</i>				
Random	0.14	0.71	0.15	0.72
Majority	0.33	0.78	0.38	0.79
Problem-Solution Heuristic 1	0.43	0.81	0.50	0.83
Problem-Solution Heuristic 2	0.45	0.82	0.45	0.82
<i>Unsupervised</i>				
CONV	0.33	0.78	0.34	0.78
CONV + EMB	0.37	0.79	0.27	0.76
CONV + POS	0.33	0.78	0.34	0.78
CONV + FEAT	0.33	0.78	0.33	0.78
CONV + EMB + POS	0.29	0.76	0.27	0.76
CONV + EMB + FEAT	0.34	0.78	0.27	0.76
CONV + POS + FEAT	0.29	0.76	0.33	0.78
CONV + EMB + POS + FEAT	0.34	0.78	0.29	0.76
CONV + GMM	0.32	0.77	0.27	0.78
CONV + GMM + FEAT	0.29	0.76	0.35	0.78
<i>Semi-Supervised</i>				
CONV	0.44	0.81	0.48	0.83
CONV + GMM	0.27	0.76	0.29	0.76
CONV + GMM + FEAT	0.29	0.76	0.34	0.78
CONV + POS	0.48	0.83	0.48	0.83
CONV + FEAT	0.49	0.83	0.52	0.84
CONV + POS + FEAT	0.54	0.85	0.52	0.84

Table 5.1: Experimental results using all the possible combinations of models in both unsupervised and semi-supervised settings (CONV: Conversation model; EMB: Post embeddings; POS: Part-of-speech model; FEAT: Feature model; GMM: Gaussian mixture model). Boldface indicates values that outperform all baselines.

5.3 Main Results

Table 5.1 lists the micro and macro-averaged accuracy values when experiments were run using all possible combinations of the implemented models.

For reported results of unsupervised methods, different values of parameters, *initialNumClusters* and *stateSizeThreshold*, were used in each case. This is because the same values did not lead to the desired number of clusters. For example, for the JeepForum dataset, the conversation model’s parameters were: *initialNumClusters* = 30 and *stateSizeThreshold* = 25. This resulted in six clusters, the same as the number of gold label categories. However, the same parameters yielded a very large number of clusters (15) when used with the conversation model with post embeddings. Only the best performing results are reported. In case of methods using GMM, since parameters were randomly initialized, fluctuations in performance are expected across different runs. Hence the reported accuracy values are averages over 10 runs. For the JeepForum dataset, unsupervised methods reached maximum micro-averaged and macro-averaged accuracy values using conversation models with post embeddings, POS tags, and features. However, for the BenzWorld dataset, the performance was the best using conversation models with GMM and features. All unsupervised methods outperformed the random baseline. But they performed worse than the majority baseline in many cases, and the problem-solution heuristic baselines in all cases.

For semi-supervised methods, the reported accuracy values are averages over 10 runs of 5-fold cross-validation. This setup entails the use of only around 20 labeled threads for setting the model priors, because both datasets contain approximately 100 threads. The GMM-based semi-supervised methods performed only as well as their unsupervised counterparts. For the JeepForum dataset, semi-supervised methods which used POS tags and/or features in the absence of GMM, outperformed all baselines. For the BenzWorld dataset, the same is true, except in case of the conversation model with POS tags, which performed worse than *problem-solution heuristic 1*. Overall, the methods using both

	NYC	Ubuntu
HMM+Mix++	0.85	0.83
Unsupervised CONV + POS + FEAT	0.88	0.88

Table 5.2: Experimental results comparing the performance of the HMM+Mix++ model with the best proposed unsupervised method (i.e., conversation model with POS tags and features).

POS tags and features performed the best. For the JeepForum dataset, the best micro-averaged and macro-averaged accuracy values are 0.54 and 0.85 respectively. In case of the BenzWorld dataset, the same accuracy values are 0.52 and 0.84 respectively.

5.4 Performance Comparison with State-of-the-Art

5.4.1 Unsupervised HMM+Mix Model

Joty et al. (2011) reported results of their best performing HMM+Mix model for dialogue act classification on email and forum thread datasets, neither of which are available to other researchers. Their forum thread dataset contains 200 threads sourced from TripAdvisor (for which they report a macro-accuracy value of 78.35%). Hence, for performance comparison, the current work also used a dataset of nearly 200 threads from TripAdvisor (made available by Bhatia et al. (2012)). As a caveat, it is important to note that this dataset has eight dialogue act categories, whereas Joty et al. (2011) consider 12. Also, the current work’s conversation model with GMM (called HMM+Mix++) was used for performance comparison, since it is an improved adaptation of the HMM+Mix model. Table 5.2 shows that the proposed conversation model with POS tags and features outperformed *HMM+Mix++* in terms of macro-accuracy values. Also, the semi-supervised conversation model with POS tags and features performed much better (0.92 on NYC and 0.90 on Ubuntu); but this is not directly comparable since the other methods are unsupervised.

5.4.2 Semi-supervised Answer Extraction

Catherine et al. (2013) reported the performance of their semi-supervised answer extraction approach on 300 labeled threads of the Apple discussion forums dataset. They trained using only three training threads; however, these three are not available to other researchers. The code is also unavailable. Hence, for the sake of simplicity, the methods are indirectly compared as follows. For their method, values reported in their paper are used as is. For the best proposed method (i.e., the semi-supervised conversation models with POS tags and features), a 100-fold cross-validation setup was used (i.e., out of 300 labeled threads, 3 were used for training, and 297 were used for testing, in each fold). Table 5.3 shows that the values obtained for the proposed method are better in terms of F_1 -measure and precision.

	Precision	Recall	F_1 -measure
Catherine et al. (2013)	0.57	0.84	0.68
Semi-supervised CONV + POS + FEAT	0.66	0.73	0.69

Table 5.3: Experimental results comparing the performance of an existing semi-supervised answer extraction method with the best proposed semi-supervised method (i.e., conversation model with POS tags and features).

5.5 Category-wise Performance and Error Analysis

Table 5.4 shows the category-wise performance of one of the runs of 5-fold cross-validation for both the JeepForum and Benzworld datasets using the semi-supervised conversation model with POS tags and features. This method outperformed the problem-solution heuristic baseline for every category except *Problem*. Table 5.5 shows the confusion matrix of the same experimental fold using the JeepForum dataset. The confusion matrix for the BenzWorld dataset is similar. The most common error was the prediction of a non-*Solution* category as *Solution*, indicating a bias of the method towards predicting

the majority category. This also happened in the case of *Other*, but to a lesser extent. In addition, *Clarification-Request* was often predicted as *Problem*, and *Clarification* was predicted as *Solution*. This seems to occur because *Clarification-Request* and *Clarification* can be understood as specific types of *Problem* and *Solution* posts. Overall, the predictions of minority categories are not practically useful, because they were less accurate than the predictions using the random baseline. Since previous literature ignores the analysis of category-wise performance altogether, a direct comparison is not possible.

In order to analyze the performance of only the *Problem* and *Solution* categories, another setup was used where all other categories were coalesced into *Other*. Results of the coarse-grained classification setup are shown in Table 5.6. As compared to the fine-grained classification setup, there is no significant change in F_1 -measure values for *Problem* and *Solution*. Also, this setup performed only as well as or slightly worse than the corresponding best problem-solution heuristic. However, the performance was much better than the baseline for *Solution*.

Category	JeepForum			BenzWorld		
	P	R	F	P	R	F
<i>Problem</i>	0.58 (0.81)	0.70 (0.61)	0.63 (0.69)	0.59 (0.91)	0.72 (0.63)	0.65 (0.74)
<i>Solution</i>	0.55 (0.66)	0.72 (0.23)	0.63 (0.34)	0.58 (0.45)	0.67 (0.88)	0.62 (0.60)
<i>Clarification-Req</i>	0.20 (0.00)	0.08 (0.00)	0.12 (0.00)	0.14 (0.00)	0.07 (0.00)	0.10 (0.00)
<i>Clarification</i>	0.13 (0.00)	0.04 (0.00)	0.06 (0.00)	0.04 (0.00)	0.01 (0.00)	0.02 (0.00)
<i>Feedback</i>	0.27 (0.00)	0.24 (0.00)	0.26 (0.00)	0.33 (0.00)	0.26 (0.00)	0.29 (0.00)
<i>Other</i>	0.63 (0.37)	0.47 (0.86)	0.54 (0.52)	0.50 (0.30)	0.41 (0.15)	0.45 (0.20)
<i>Micro-average</i>	0.54 (0.45)	0.54 (0.45)	0.54 (0.45)	0.53 (0.50)	0.53 (0.50)	0.53 (0.50)
<i>Macro-average</i>	0.38 (0.31)	0.38 (0.28)	0.38 (0.29)	0.36 (0.28)	0.36 (0.28)	0.36 (0.28)

Table 5.4: Experimental results of semi-supervised conversation model with POS tags and features for one of the folds in a 5-fold cross-validation setup (with the corresponding results of the best performing problem-solution heuristic in parentheses).

		Predicted					
		P	S	C-R	C	F	O
Actual	P	342	70	5	2	26	45
	S	66	782	21	2	37	161
	C-R	25	86	14	0	14	22
	C	11	42	4	1	23	16
	F	57	127	4	3	78	68
	O	93	364	16	13	94	485

Table 5.5: Confusion matrix of the semi-supervised conversation model with POS tags and features, for one of the folds in a 5-fold cross-validation setup using the JeepForum dataset (P: Problem; S: Solution; C-R: Clarification-Request; C: Clarification; F: Feedback; O: Other).

Category	JeepForum			BenzWorld		
	P	R	F	P	R	F
<i>Problem</i>	0.56 (0.81)	0.72 (0.61)	0.63 (0.69)	0.59 (0.91)	0.69 (0.63)	0.64 (0.74)
<i>Solution</i>	0.56 (0.66)	0.74 (0.23)	0.63 (0.34)	0.59 (0.75)	0.67 (0.27)	0.63 (0.40)
<i>Other</i>	0.75 (0.60)	0.54 (0.89)	0.63 (0.71)	0.63 (0.52)	0.50 (0.91)	0.56 (0.66)
<i>Micro-average</i>	0.63 (0.63)	0.63 (0.63)	0.63 (0.63)	0.60 (0.61)	0.60 (0.61)	0.60 (0.61)
<i>Macro-average</i>	0.62 (0.69)	0.66 (0.57)	0.64 (0.63)	0.61 (0.73)	0.62 (0.60)	0.61 (0.66)

Table 5.6: Experimental results of the semi-supervised conversation model with POS tags and features for one of the folds in a 5-fold cross-validation setup by considering all categories except *Problem* and *Solution* as the *Other* category (with the corresponding results of the best performing problem-solution heuristic in parentheses).

5.6 Effect of the Amount of Training Data

One important measure of the quality of a learning algorithm is whether its performance increases with increasing amount of training data. To evaluate this, multiple n -fold cross-validation experiments were conducted with decreasing value of n , i.e., increasing number of training threads. Figure 5.1 demonstrates that the performance of the semi-supervised conversation model with POS tags and features on the JeepForum dataset increased as the number of folds decreased. The micro-accuracy value is 0.50 using 10-

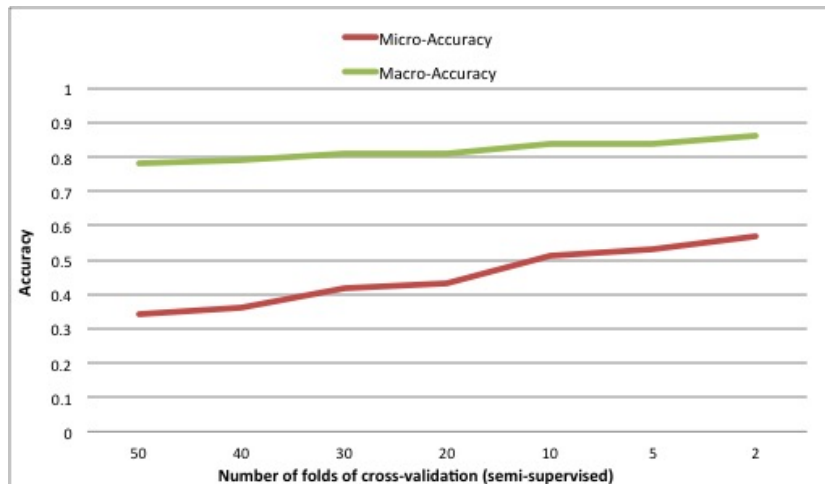


Figure 5.1: Performance of the semi-supervised conversation model with POS tags and features vs. the number of folds in a cross-validation setup using the JeepForum dataset.

fold cross-validation, which demonstrates that around 9 labeled threads¹ are enough to reasonably predict categories for unseen threads. Similar effects are seen in the case of other datasets; but to avoid redundancy, they are not shown here. The same method in a fully supervised setup performed even better. Table 5.7 shows its performance in a 10-fold cross-validation setup as compared to an equivalent setup that used SVMs. Despite the fact that the latter used many more features as well as feature selection², its performance was similar. The features used in both cases were previously described in section 3.

5.7 Summary of Experimental Results

Experimental results indicate that purely unsupervised methods are not adequate for tackling a task as complex as forum post categorization. However, they are able to capture some sequential dependencies, as observed from the fact that they outperformed two trivial baselines (i.e., the random and majority baselines). Using post embeddings (which

¹The JeepForum dataset contains 93 threads, only 1/10th of which were used in a single fold of 10-fold cross-validation.

²Feature selection was done using information gain based attribute evaluation.

Category	P	R	F
<i>Problem</i>	0.69 (0.68)	0.71 (0.72)	0.70 (0.70)
<i>Solution</i>	0.61 (0.59)	0.77 (0.74)	0.68 (0.66)
<i>Clarification-Request</i>	0.30 (0.44)	0.21 (0.48)	0.24 (0.46)
<i>Clarification</i>	0.20 (0.00)	0.08 (0.00)	0.12 (0.00)
<i>Feedback</i>	0.36 (0.59)	0.42 (0.32)	0.48 (0.42)
<i>Other</i>	0.71 (0.61)	0.55 (0.58)	0.62 (0.59)
<i>Macro-average</i>	0.48 (0.49)	0.46 (0.47)	0.47 (0.47)

Table 5.7: Experimental results of the fully supervised conversation model with POS tags and features in a 10-fold cross-validation setup using the JeepForum dataset (with corresponding results using SVMs in parentheses).

is still purely unsupervised), the performance did not conclusively improve. But knowledge of POS tags and simple textual features provided more context for classification, and thus, enabled the technique to classify more accurately.

The novel proposal of incorporating a few labeled examples for initializing the model priors led to better performance than the problem-solution heuristic baselines in most cases. Direct comparison with existing methods is not possible due to limitations in availability of data and code. However, approximate comparison setups demonstrate the better performance of proposed methods. Prediction of *Problem* and *Solution* categories were the most accurate, followed by *Other* and *Feedback*. However, predictions of the minority categories, *Clarification-Request* and *Clarification*, were not accurate enough to be practically useful, since the maximum accuracy value is 0.30.

Chapter 6

Conclusions and Future Work

6.1 Conclusions

This paper described the problem of forum post categorization, and discussed the need for automatic methods to solve it. The relevant previous work was presented and an argument was made for the need for unsupervised and semi-supervised methods to solve the problem. Subsequently, methods were proposed for categorizing forum posts using sequence models, which distinguish between categories, using language models based on word and part-of-speech probability distributions, in addition to manually specified features. The unsupervised methods include the novel application of conversation models that were previously proposed for other tasks. Although the experimental results demonstrate that they are not practically useful, they are shown to perform better than previously proposed methods. Hence, it can be safely concluded that the current unsupervised methods are not robust enough to capture the complexity of forum post categorization. Next, it was proposed to use a novel semi-supervised version of the earlier methods by employing a few labeled threads to guide the process. Experimental results demonstrate that these methods outperformed all the baselines. Also, an indirect comparison with a semi-supervised method proposed in previous work, demonstrates better performance.

6.2 Future Work

Discussion forum posts often contain multiple dialogue categories, i.e., a post could start with a *Solution* to a previous *Problem*, and end with a new *Problem* posed for users to discuss in future posts. In such cases, the post is annotated with a single representative category. Although this might be straightforward for human annotators, the proposed methods have no intuition about this. Hence, it might be useful to employ summarization, so as to retain the overall meaning of the post, and cut out the parts that are not representative. Such methods need only classify the relevant text in the post and might perform better. This problem could also be tackled by classifying individual sentences in posts, rather than the post as a whole. This could be done in a two-tier HMM setup where the first level comprises sentence classification, and the second level comprises of post classification. However, this proposal is dependent on the availability of datasets that are annotated by category at the sentence level. Instead, majority voting or other heuristics could be employed to pool the predicted categories of individual sentences into a single post category.

Since all the proposed methods employ first-order HMMs, they lack the knowledge of long-range dependencies between different categories. Consequently, they are unable to learn that a post can not be classified as *Solution*, without a *Problem* post before it. This problem can be addressed by using higher-order Markov chains, but it would lead to much greater run-time and space complexity. Instead, the use of heuristics to flag certain categories, based on prior post categories in the thread, could resolve this problem more efficiently.

Comparison of fine-grained and coarse-grained classification results indicates that *Clarification-Request* and *Clarification* categories are not easy to identify. Since inter-annotator agreement values for these two categories are also the least among all categories, it seems that manual identification is also not easy. Hence, future work should

either discard these categories or use them for annotation in a controlled setting with trained expert annotators, as opposed to crowdsourcing.

Bibliography

Ron Artstein and Massimo Poesio. Inter-coder agreement for computational linguistics. *Computational Linguistics*, 34(4):555–596, 2008.

Regina Barzilay and Lillian Lee. Catching the drift: Probabilistic content models, with applications to generation and summarization. In *Proceedings of the 2nd Human Language Technology Conference and Annual Meeting of the North American Chapter of the Association for Computational Linguistics*, pages 113–120, 2004.

Sumit Bhatia, Prakhar Biyani, and Prasenjit Mitra. Classifying user messages for managing web forum data. In *Proceedings of the 15th International Workshop on the Web and Databases (WebDB’12)*, pages 13–18, 2012.

Rose Catherine, Amit Singh, Rashmi Gangadharaiah, Dinesh Raghu, and Karthik Visweswariah. Does similarity matter? The case of answer extraction from technical discussion forums. In *Proceedings of the 24th International Conference on Computational Linguistics (COLING)*, pages 175–184, 2012.

Rose Catherine, Rashmi Gangadharaiah, Karthik Visweswariah, and Dinesh Raghu. Semi-supervised answer extraction from discussion forums. In *Proceedings of the 6th International Joint Conference on Natural Language Processing (IJCNLP)*, pages 1–9, 2013.

- Gao Cong, Long Wang, Chin-Yew Lin, Young-In Song, and Yueheng Sun. Finding question-answer pairs from online forums. In *Proceedings of the 31st Annual International ACM SIGIR Conference*, pages 467–474, 2008.
- Nigel Crook, Ramon Granel, and Stephen Pulman. Unsupervised classification of dialogue acts using a Dirichlet process mixture model. In *Proceedings of the 10th Annual Meeting of the Special Interest Group on Discourse and Dialogue*, pages 341–348, 2009.
- P Deepak and Karthik Visweswariah. Unsupervised solution post identification from discussion forums. In *Proceedings of the 52nd Annual Meeting of the Association for Computational Linguistics*, pages 155–164, 2014.
- Shilin Ding, Gao Cong, and Chin-yew Lin Xiaoyan. Using conditional random fields to extract contexts and answers of questions from online forums. In *Proceedings of the 46th Annual Meeting of the Association for Computational Linguistics: Human Language Technologies (ACL-08:HLT)*, pages 710–718, 2008.
- Mark Hall, Eibe Frank, Geoffrey Holmes, Bernhard Pfahringer, Peter Reutemann, and Ian H Witten. The WEKA data mining software: an update. *ACM SIGKDD Explorations Newsletter*, 11(1):10–18, 2009.
- Minwoo Jeong, CY Lin, and GG Lee. Semi-supervised speech act recognition in emails and forums. In *Proceedings of the 2009 Conference on Empirical Methods in Natural Language Processing (EMNLP)*, pages 1250–1259, 2009.
- Shafiq Joty, Giuseppe Carenini, and Chin Yew Lin. Unsupervised modeling of dialog acts in asynchronous conversations. In *Proceedings of the 22nd International Joint Conference on Artificial Intelligence (IJCAI)*, pages 1807–1813, 2011.
- Su Nam Kim, Li Wang, and Timothy Baldwin. Tagging and linking web forum posts. In *Proceedings of the 14th Conference on Computational Natural Language Learning (CoNLL)*, pages 192–202, 2010.

- Harold W Kuhn. The Hungarian method for the assignment problem. *Naval Research Logistics Quarterly*, 2(1-2):83–97, 1955.
- Quoc Le and Tomas Mikolov. Distributed representations of sentences and documents. In *Proceedings of the 31st International Conference on Machine Learning (ICML)*, pages 1188–1196, 2014.
- Christopher D. Manning, Mihai Surdeanu, John Bauer, Jenny Finkel, Steven J. Bethard, and David McClosky. The Stanford CoreNLP natural language processing toolkit. In *Proceedings of the 52nd Annual Meeting of the Association for Computational Linguistics: System Demonstrations*, pages 55–60, 2014.
- James Munkres. Algorithms for the assignment and transportation problems. *Journal of the Society for Industrial and Applied Mathematics*, 5(1):32–38, 1957.
- Zhonghua Qu and Yang Liu. Finding problem solving threads in online forum. In *Proceedings of the 5th International Joint Conference on Natural Language Processing (IJCNLP)*, pages 1413–1417, 2011.
- Alan Ritter, Colin Cherry, and Bill Dolan. Unsupervised modeling of Twitter conversations. In *Proceedings of the 2010 Annual Conference of the North American Chapter of the Association for Computational Linguistics*, pages 172–180, 2010.
- Upendra Sapkota, Steven Bethard, and Manuel Montes-y Gómez. Not all character n-grams are created equal: a study in authorship attribution. In *Proceedings of the 2015 Conference of the North American Chapter of the Association for Computational Linguistics: Human Language Technologies*, pages 93–102, 2015.
- Parikshit Sondhi, Manish Gupta, Chengxiang Zhai, and Julia Hockenmaier. Shallow information extraction from medical forum data. In *Proceedings of the 23rd International Conference on Computational Linguistics (COLING)*, pages 1158–1166, 2010.

- Andreas Stolcke, Klaus Ries, Noah Coccaro, Elizabeth Shriberg, Rebecca Bates, Daniel Jurafsky, Paul Taylor, Rachel Martin, Carol Van Ess-Dykema, and Marie Meteer. Dialogue act modeling for automatic tagging and recognition of conversational speech. *Computational Linguistics*, 26(3):339–373, 2000.
- Li Wang, Su Nam Kim, and Timothy Baldwin. Thread-level analysis over technical user forum data. In *Proceedings of the Australasian Language Technology Association Workshop*, pages 27–31, 2010.
- Li Wang, Marco Lui, Su Nam Kim, Joakim Nivre, and Timothy Baldwin. Predicting thread discourse structure over technical web forums. In *Proceedings of the 2011 Conference on Empirical Methods in Natural Language Processing (EMNLP)*, pages 13–25, 2011.