

Direct calculation of the critical Casimir force in a binary fluid

Francesco Puosi,¹ David Lopes Cardozo,¹ Sergio Ciliberto,¹ and Peter C. W. Holdsworth¹

¹*Université de Lyon, Laboratoire de Physique, École normale supérieure de Lyon,
CNRS, UMR5672, 46 Allée d'Italie, 69364 Lyon, France*

(Dated: March 4, 2024)

We show that critical Casimir effects can be accessed through direct simulation of a model binary fluid passing through the demixing transition. We work in the semi grand canonical ensemble, in slab geometry, in which the Casimir force appears as the excess of the generalized pressure, $P_{\perp} - n\mu$. The excesses of the perpendicular pressure, P_{\perp} , and of $n\mu$, are individually of much larger amplitude. A critical pressure anisotropy is observed between forces parallel and perpendicular to the confinement direction, which collapses onto a universal scaling function closely related to that of the critical Casimir force.

The critical Casimir [1, 2] effect makes a major contribution to nano scale confinement forces [3]. Its contribution is felt as a fluid is driven through the critical ordering transition of an internal degree of freedom, such as the lambda transition in liquid helium [4], or the demixing transition of a binary fluid [5, 6]. It has been measured in wetting films as they pass close to the critical end point for ordering on the liquid gas interface [4, 5], or through the fluctuation spectra of colloids as their solvent is driven through the demixing transition [6]. Being a critical phenomenon the Casimir effect is characterized by a universal scaling function [7] which can be extracted with accuracy from the relevant lattice spin model, relying on the thermodynamic relationship between generalized force and derivative of the free energy [8–12]. Universality and thermodynamics allow for this dichotomy, but restricts the simulations to average values of the force. Direct simulation of the Casimir force in a fluid [13] or model magnet [14], is a much tougher problem but accessing it would open the door to instantaneous measurement, microscopic study of the coupling between density correlations and the critical degrees of freedom, as well as to non-equilibrium effects.

In this letter we present results showing that universal critical Casimir effects, including a pressure anisotropy and the critical Casimir force, can be accessed through direct simulation of such a binary fluid in an anisotropic cell of volume $V = L_{\perp}^2 L_{\parallel}$, $L_{\perp} \ll L_{\parallel}$ - see Fig. 1. We study a fluid mixture of species A and B [15–18] in the semi-Grand Canonical ensemble (SGC) [15, 16]. Here one imposes V , total number of particles $N = N_A + N_B$, temperature T and chemical potential difference, $\mu_{AB} = (\mu_A - \mu_B)/2$, conjugate to the thermally averaged particle difference, $\Delta N = \langle N_A - N_B \rangle$. The relevant free energy thus reads $\Omega_{sgc}(T, N, V, \mu_{AB})$. The model system shows a demixing transition characterized by the order parameter $m = \frac{\Delta N}{N}$, along a line of critical points in the liquid phase, $(T_C(n), \mu_{AB} = 0)$, as the density $n = \frac{N}{V}$ is varied.

The truncation of the diverging correlation length close to the transition introduces L_{\perp}^{-1} , measured in microscopic units, as a third variable characterizing the transition, alongside $t = \frac{T - T_C}{T_C}$ and $\tilde{h} = \mu_{AB}/k_B T_C$. The

singular dependence on L_{\perp} then leads to the Casimir force [2]. To maintain $T_C(n)$ constant so that t is constant along an isotherme, volume changes must be made at constant density. A similar constraint applies for a magnetic system where volume changes occur in a magnetically homogeneous medium [8–10]. Hence, the SGC is thermodynamically equivalent to an Ising model if volume changes are accompanied by changes in N . The fundamental thermodynamic relationship then becomes

$$d\Omega_{sgc} = -SdT - (P - \mu n)dV - \Delta N d\mu_{AB}, \quad (1)$$

with n held constant, where the chemical potential $\mu = (\mu_A + \mu_B)/2$. From this, one can see that the critical Casimir force should manifest itself in the system size dependence of the generalized pressure, $\tilde{P} = P - \mu n$, conjugate variable to volume changes at fixed n , rather than the pressure itself [19].

Eqn (1) must be generalized further to allow for the development of anisotropies when changing L_{\perp} and L_{\parallel} in slab geometry. This allows independent definitions for the pressure measured perpendicular and parallel to the confinement direction [9, 19]:

$$P_{\perp} = - \left. \frac{1}{L_{\parallel}^2} \frac{\partial \Omega_{sgc}}{\partial L_{\perp}} \right|_N, \quad P_{\parallel} = - \left. \frac{1}{2L_{\perp} L_{\parallel}} \frac{\partial \Omega_{sgc}}{\partial L_{\parallel}} \right|_N, \quad (2)$$

and for the generalized pressure $\tilde{P}_{\perp} = P_{\perp} - \mu n$ and $\tilde{P}_{\parallel} = P_{\parallel} - \mu n$.

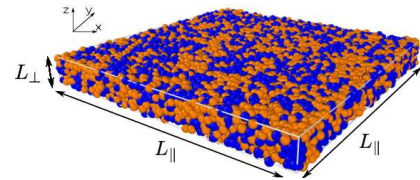


FIG. 1. Typical configuration for the binary fluid, in slab geometry. Particles of type A (blue), type B (orange). The image is shown for density $n = 0.7$ and dimensions $L_{\perp} = 5$ and $L_{\parallel} = 60$ - see text.

For a macroscopic sample one finds $\Omega_{sgc} = k_B T V \omega_{bulk}(T, n, \mu_{AB})$, where ω_{bulk} is the dimensionless free energy density, so that $P_{\perp} = P_{\parallel} = P =$

$-k_B T \omega_{bulk}$, the bulk pressure. In slab geometry, with L_\perp on a meso-scale, corrections to bulk thermodynamics give the announced extra L_\perp dependence; $\Omega_{sgc} = k_B T (\omega_{bulk} + \omega_{ex}(L_\perp))$, where $\omega_{ex}(L_\perp)$ is the excess free energy [7, 20, 21]. Hence one finds an excess values for all thermodynamic quantities including pressure, both perpendicular *and* parallel to the confinement direction, internal energy density, u_{ex} and chemical potential, μ_{ex} .

Near the demixing transition there is a critical contribution to the excess free energy, ω_{ex}^s , modifying the singular part of the free energy, $\omega^s(t, \tilde{h}, L_\perp) = \omega_0^s(t, \tilde{h}) + \omega_{ex}^s(t, \tilde{h}, L_\perp)$, where ω_0^s is the value in the bulk.

This however, is not the only contribution to the excess. Regular surface terms, coming for example, from Van der Waals interactions and leading to a surface free energy [22, 23], also make important contributions that can be taken into account both experimentally [4] and numerically [10]. In the present work they are minimized as we limit ourselves to periodic boundaries, but even here, the incommensurability of the pair correlation function with the boundaries, leads to non-critical contributions [24].

The critical excess free energy has universal scaling properties that are at the root of all critical phenomena in a finite system [25]. Limiting here to the temperature axis one finds

$$\omega_{ex}^s(t, L_\perp) = L_\perp^{-d} \Theta(x_t), \quad x_t = t \left(\frac{L_\perp}{\xi_0^+} \right)^{1/\nu}. \quad (3)$$

where ξ_0^+ is a non-universal amplitude that depends on n , which can be estimated from the small wavelength part of the density structure factor [16, 19, 26].

The critical confinement force per unit area, perpendicular (parallel) to the confinement axis is the critical contribution to the excess of $\tilde{P}_{\perp(\parallel)}$

$$\begin{aligned} f_\perp^c &= (\tilde{P}_\perp)_{ex}^s / k_B T = L_\perp^{-d} \theta(x_t), \\ f_\parallel^c &= (\tilde{P}_\parallel)_{ex}^s / k_B T = -L_\perp^{-d} \Theta(x_t), \end{aligned} \quad (4)$$

with

$$\theta(x_t) = (d-1)\Theta(x_t) - \frac{x_t}{\nu} \frac{\partial \Theta}{\partial x_t} \Big|_{\tilde{h}}. \quad (5)$$

The critical Casimir force, in units of $k_B T$ is f_\perp^c . It indeed depends on the excesses of both the pressure and the chemical potential in this formulation. However, calculation of μ_{ex} can be bypassed by studying the pressure anisotropy, as the chemical potential is intrinsically isotropic, so that $\tilde{P}_\perp - \tilde{P}_\parallel = P_\perp - P_\parallel$. This is pure excess and the critical contribution to it takes the universal form

$$f_\perp^c - f_\parallel^c = L_\perp^{-d} \left[\theta(tL_\perp^{1/\nu}) + \Theta(tL_\perp^{1/\nu}) \right]. \quad (6)$$

Using Eq.5, the function Θ can be calculated from θ and vice versa [27], so that both functions can be extracted with precision from simulations of the Ising model [8, 19].

We have tested these ideas using a fluid of A and B particles, interacting via a smoothly truncated potential: $v(r) = \phi(r) - \phi(r_c) - (r - r_c) \frac{d\phi}{dr} \Big|_{r=r_c}$ for $r \leq r_c$ where $\phi(r)$ is the Lennard-Jones (LJ) interaction, $\phi(r) = 4\epsilon_{\alpha\beta} [(\sigma_{\alpha\beta}/r)^{12} - (\sigma_{\alpha\beta}/r)^6]$ between species α, β separated by distance r [28]. We take a symmetric mixture of equal mass m , with $\sigma_{AA} = \sigma_{BB} = \sigma_{AB} = \sigma$, $\epsilon_{AA} = \epsilon_{BB} = 2\epsilon_{AB} = \epsilon$, $r_c = 2.5\sigma$ and take ϵ , σ , m and $\tau_0 = \sigma\sqrt{(m/\epsilon)}$ as the units of energy, length, mass and time respectively.

We performed hybrid Molecular Dynamics (MD) and Monte Carlo (MC) simulations using a modified LAMMPS code [29], in slab geometry of width $L_\parallel = 60$ and thickness ranging from $L_\perp = 5$ to 12 with periodic boundaries (see Fig. 1 for a typical simulation setup). The equations of motion were integrated using the velocity Verlet algorithm with a time step $\delta t = 10^{-5}$. Constant temperature was achieved using a Nosé-Hoover thermostat [30]. Particle identity switches were made using Metropolis Monte Carlo, with a sweep of attempted changes made every 10^3 MD steps. At each temperature we started from an equilibrium configuration of A particles and equilibrated for at least 3×10^7 MD steps.

The pressure P_k in direction $k = x, y$ or z can be accessed by the Virial formula [31], from which we define the pressure anisotropy

$$P_\perp - P_\parallel = P_z - \frac{P_x + P_y}{2}. \quad (7)$$

The interaction part of the chemical potential, over and above that of an ideal gas was calculated using the Widom insertion method [31, 32] which was adapted to the SGC with $\mu_{AB} = 0$ by inserting either a virtual A or virtual B particle at random.

The model has been benchmarked in detail for $n = 1$ and $\mu_{AB} = 0$, showing a second order demixing transition within the dense liquid phase at $T = 1.4230 \pm 0.0005$ [16]. We anticipate from previous studies of symmetric mixtures, that for this parameter set, the phase transition continues along a line of critical points in the $n - T$ plane, intercepting the gas phase at a tri-critical point, [33] which we avoid by working at sufficiently high densities, $n \geq 0.6$.

In Fig. 2 we show the pressure anisotropy for $n = 0.6$ and $n = 0.7$ for $L_\perp = 5$ and $L_\perp = 6$ in the region of the transition, estimated to be $T_C(n = 0.6) = 1.18 \pm 0.01$, $T_C(n = 0.7) = 1.32 \pm 0.01$. Panels *a* and *b* show the raw data as a function of temperature, which illustrate both a critical effect through the transition and a non-critical contribution, resulting in a non-zero value for the anisotropy far from the transition.

The existence of a non-critical pressure anisotropy for systems confined on this scale [24] is illustrated explicitly in panel *c* where we show data for a single component Lennard-Jones fluid with energy and length scales ϵ and σ for $n = 0.6$ in the same temperature range. Away from the transition the anisotropy for the binary and simple

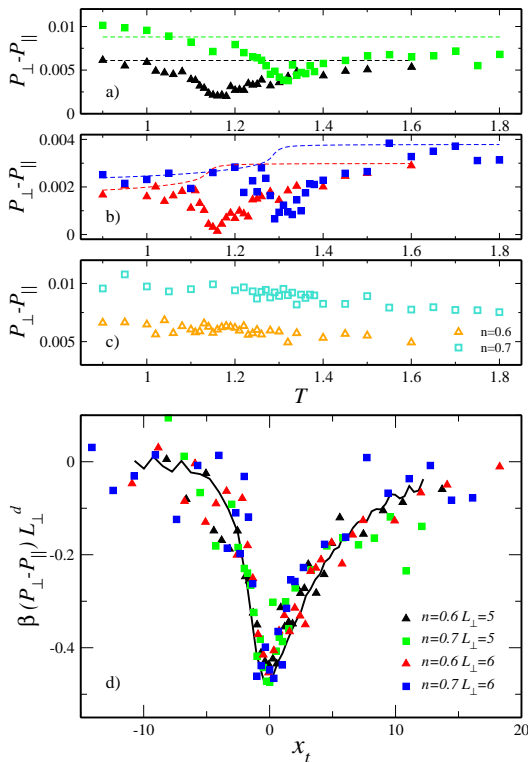


FIG. 2. **a)** pressure anisotropy $P_{\perp} - P_{\parallel}$ in slab geometry with $L_{\perp} = 5$ for $n = 0.6, 0.7$. Dashed lines mark the non-critical pressure anisotropy, estimated from the high and low pressure limits and using eqn. (8) - see text. **b)** pressure anisotropy and estimated non-critical pressure anisotropy for $L_{\perp} = 6$. **c)** pressure anisotropy for a one component Lennard-Jones fluid for $L_{\perp} = 5$ - see text. **d)** finite-size scaling of the critical part of the pressure anisotropy for the systems in panel a) and b). Data are compared to an estimate of the universal scaling function $\theta + \Theta$ computed from a simulation of an Ising model (solid line) with $L_{\perp} = 9$ and 20 and $L_{\parallel} = 60$ [19]. Color and symbol codes are defined in panels c and d.

fluids are of similar magnitude. As an ansatz for the non-critical contribution, to be subtracted from the total anisotropy we take

$$P_{nc}(L_{\perp}, n, T) = A_{nc}(L_{\perp}, n) + B_{nc}(L_{\perp}, n)|m|, \quad (8)$$

where m is the order parameter for the transition, measured during the simulation and $A_{nc}(L_{\perp}, n)$ and $B_{nc}(L_{\perp}, n)$ are constants estimated from the high and low temperature values for the data shown in panels *a* and *b*. This represents the pressure anisotropy of an effective single component fluid whose characteristics evolve as the composition of the binary fluid evolves through the transition. The amplitude of this evolution is fitted, but the rate, as a function of temperature is fixed by the evolution of m , which is determined numerically. For $n = 0.6$ it was sufficient to set $B_{nc} = 0$, giving a constant shift shown by the dashed line in panel *a*. For

$n = 0.7$ both constants were taken to be non-zero with the resulting shift functions shown in panel *b*.

Removing the non-critical contribution, we arrive at one of the main results of the letter in panel *d*, which shows the reduced pressure anisotropy plotted against x_t . The fluid data collapses, within statistical error onto a single master curve in excellent agreement with that for the Ising model in which the universal function has been constructed from the Casimir force and excess free energy, calculated independently [19]. This function shows a minimum value just below, but close to the transition, with an overall form similar to $\theta(x_t)$ for the Casimir force. The extra term from the excess free energy generates a broader function, particularly above the transition and gives a depth at $T = T_C$ which is $3/2$ that of $\theta(x_t)$ [19]. Given the small values for L_{\perp} , one can expect the results to be subject to corrections to scaling [10, 34–36] but these are not resolved for the present data sets.

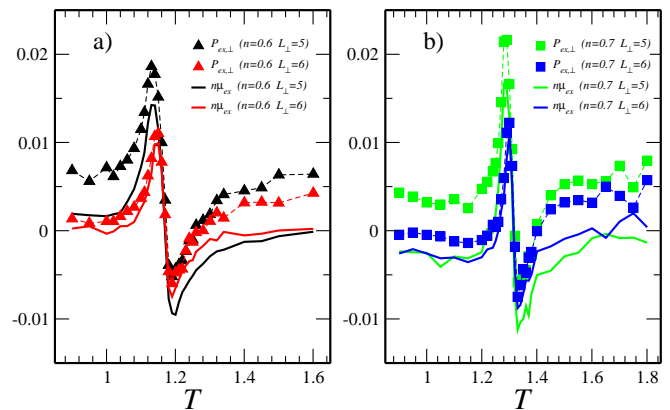


FIG. 3. Excess part of the confinement pressure $P_{ex,\perp}$ (symbols), and excess chemical potential multiplied by the density, $n\mu_{ex}$ (full lines), for $L_{\perp} = 5, 6$ and density $n = 0.6$ (**a**) and $n = 0.7$ (**b**). Colors and symbols defined in the figure.

In Fig. 3 we show the excess values for the pressure measured perpendicular to the confinement direction, $P_{ex,\perp} = P_{\perp} - P^{cubic}$ and for the product of density and chemical potential, $n\mu_{ex} = n\mu - n\mu^{cubic}$. The quantities P^{cubic} and μ^{cubic} were estimated from a sample with $L_{\perp} = L_{\parallel} = 32$ and within the precision of our simulations can be considered as the bulk values [9, 19]. The first thing to notice is that these two quantities exhibit a sharply varying alternating function through the transition, similar in form to the excess internal energy [19, 25] but radically different from the Casimir function exposed by the pressure anisotropy. Secondly, comparing with Fig. 2 panels *a* and *b*, one can see that the amplitude of these excess quantities is an order of magnitude bigger than that expected for the Casimir force for $L_{\perp} = 5$ and 6 . These measurements then confirm the thermodynamics presented above: in the SGC ensemble the Casimir force is related to the excess of \bar{P}_{\perp} rather than the pressure itself. Its direct calculation poses the numerical chal-

length of resolving this small signal from the difference between these two quantities.

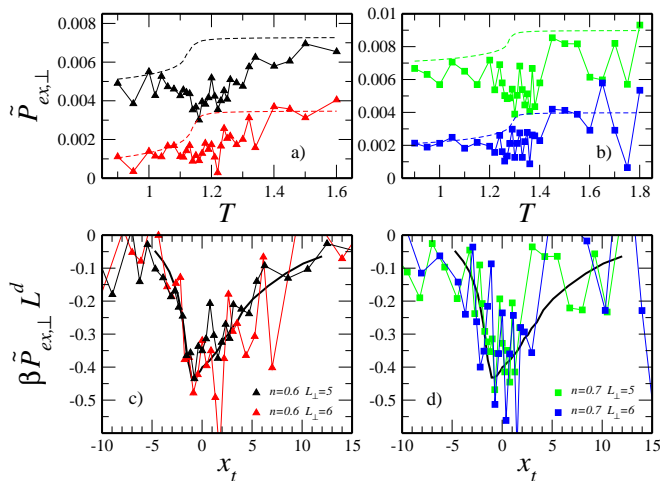


FIG. 4. **Panel a) and b)**: symbols correspond to the excess part of the generalized pressure $\tilde{P}_{ex,\perp}$ with $L_{\perp} = 5, 6$ and for $n = 0.6$ (a) and $n = 0.7$ (b). Dashed lines are estimates of the non critical part of $\tilde{P}_{ex,\perp}$. **Panel c) and d)**: scaling of $\tilde{P}_{ex,\perp}$ the scaling function $\theta(x_t)$ obtained from Ising model simulation in ref. 8 (full line). Colors and symbols defined in panels c) and d).

In Fig. 4, panels *a* and *b*, we show $\tilde{P}_{ex,\perp}$ vs. T for $L_{\perp} = 5, 6$ and $n = 0.6$ and $n = 0.7$ respectively, constructed from the data shown in Fig. 3. The raw data shown in panels *a* and *c* fluctuates around values which are of the correct order of magnitude for the Casimir force but its observation is obscured by what again we interpret as a non-critical contribution, $\tilde{P}_{nc}(L_{\perp}, n, T)$. We model \tilde{P}_{nc} using the functional form of eqn. (8). The results are superimposed on panels *a* and *b*. In each case the constants *A* and *B* were fixed by estimating the asymptotes at high and at low temperature. The subsequent data collapse, once \tilde{P}_{nc} has been subtracted, is shown in panels *c* and *d*, and compared with the universal function, as estimated from simulations of the Ising model [8]. The data is extremely noisy and the process is clearly somewhat exploratory, but despite this it seems clear that the universal function is emerging from the simulation data for the binary mixture.

In conclusion, we have shown that one can successfully access Casimir effects directly from numerical simulations of a binary fluid undergoing a critical demixing transition. We worked here in the SCG ensemble, both because it is thermodynamically equivalent to the Ising model, and because it offers one of the most accessible routes to direct simulation in a fluid system. We were able to show that the confinement induces a pressure anisotropy in the fluid, with the pressure components perpendicular and parallel to the confinement direction showing distinct excess contributions coming from the truncated critical

fluctuations. Measurement of $P_{\perp} - P_{\parallel}$ yields a universal scaling function intimately related to the critical Casimir force. Direct calculation of the Casimir force requires the calculation of the excess of the generalized pressure $\tilde{P}_{\perp} = P_{\perp} - n\mu$, and resolving a signal from the difference between these already highly fluctuating quantities proved to be at the limit of our computing resources. In particular, obtaining data for the chemical potential of high enough quality was extremely time consuming and the key to future improvements is the development of more efficient algorithms for estimating μ .

An alternative to our approach would be to work in the grand canonical ensemble, fixing μ and allowing fluctuations both of N and the number of each species, N_A and N_B [13, 17, 33]. In this case, as the chemical potential fixes the average density during a volume change, the Casimir force should come directly from the excess pressure exerted on the confining walls. However, simulating density fluctuations is time consuming, making high quality data collection difficult. As a consequence, calculation of the pressure anisotropy and other excess quantities such as the internal energy are more straightforward in the SGC. For the Casimir force, things are less clear and in the light of the results presented here it would certainly be interesting to explore grand canonical simulations further.

Making direct simulations of a binary fluid has highlighted the existence of the pressure anisotropy associated with confinement; a rather unusual situation for an otherwise isotropic fluid. This anisotropy could in principle be measured experimentally and we hope that our work will stimulate the development of protocols for this. One possible avenue could be through the evolution of the forces between arrays of colloidal particles pinned in anisotropic geometries, immersed in a binary fluid as it passes through the demixing transition.

Finally, the most compelling motivation for making direct simulations in a fluid system, is that it allows the study of both universal properties and microscopic processes. In addition, the use of molecular dynamics gives access to real dynamical processes and will open the door to studies of non-equilibrium processes. In this paper, we have been limited to periodic boundaries, but while more realistic boundaries will require increased computing power and efficiency, there is no theoretical barrier to the study of fixed, or open boundaries, corresponding to experimental set ups. Future experiments will certainly move from detailed studies of Casimir forces in equilibrium situations to the study of non-equilibrium phenomena. Numerical simulations of model fluid systems such as those presented here will play an important role in understanding these exciting developments

We thank J.-L. Barrat and A. C. Maggs for useful discussions. This work was financed by the ERC grant OUTFELUCOP and used the numerical resources of the PSMN at the ENS Lyon. PCWH acknowledges financial support from the Institut Universitaire de France.

-
- [1] Hendrik Casimir. *On the attraction between two perfectly conducting plates*, volume 51. Royal Netherlands Academy of Arts and Sciences, 1948.
- [2] P.-G. de Gennes M. E. Fisher. *Phénomènes aux parois dans un mélange binaire critique*. C. R. Acad. Sc. Paris, October 1978.
- [3] Andrea Gambassi. The Casimir effect: From quantum to critical fluctuations. *Journal of Physics: Conference Series*, 161:012037, April 2009.
- [4] A. Ganshin, S. Scheidemantel, R. Garcia, and M. H. W. Chan. Critical Casimir Force in He4 Films: Confirmation of Finite-Size Scaling. *Phys. Rev. Lett.*, 97(7):075301, August 2006.
- [5] Masafumi Fukuto, Yohko F. Yano, and Peter S. Pershan. Critical Casimir Effect in Three-Dimensional Ising Systems: Measurements on Binary Wetting Films. *Phys. Rev. Lett.*, 94(13):135702, April 2005.
- [6] C. Hertlein, L. Helden, A. Gambassi, S. Dietrich, and C. Bechinger. Direct measurement of critical Casimir forces. *Nature*, 451(7175):172–175, January 2008.
- [7] Michael Krech. *The Casimir effect in critical systems*. World Scientific, 1994.
- [8] David Lopes Cardozo, Hugo Jacquin, and Peter C. W. Holdsworth. Critical Casimir forces in a magnetic system: An experimental protocol. *Phys. Rev. B*, 90(18):184413, November 2014.
- [9] Alfred Hucht, Daniel Grüneberg, and Felix M. Schmidt. Aspect-ratio dependence of thermodynamic Casimir forces. *Phys. Rev. E*, 83(5):051101, May 2011.
- [10] O. Vasilyev, A. Gambassi, A. Maciołek, and S. Dietrich. Universal scaling functions of critical Casimir forces obtained by Monte Carlo simulations. *Physical Review E*, 79(4):041142, April 2009.
- [11] O. A. Vasilyev and S. Dietrich. Critical Casimir forces for films with bulk ordering fields. *EPL*, 104(6):60002, December 2013.
- [12] Martin Hasenbusch. Thermodynamic Casimir effect for films in the three-dimensional Ising universality class: Symmetry-breaking boundary conditions. *Phys. Rev. B*, 82(10):104425, September 2010.
- [13] Nigel B. Wilding and Michael Krech. Effect of criticality on wetting layers: A Monte Carlo simulation study. *Phys. Rev. E*, 57(5):5795–5801, May 1998.
- [14] Daniel Dantchev and Michael Krech. Critical Casimir force and its fluctuations in lattice spin models: Exact and Monte Carlo results. *Phys. Rev. E*, 69(4):046119, April 2004.
- [15] S. Materniak, A. Patrykiewicz, and S. Sokolowski. The phase behavior of two-dimensional symmetrical mixtures. *The Journal of Chemical Physics*, 133(24):244501, December 2010.
- [16] Subir K. Das, Jürgen Horbach, Kurt Binder, Michael E. Fisher, and Jan V. Sengers. Static and dynamic critical behavior of a symmetrical binary fluid: A computer simulation. *The Journal of Chemical Physics*, 125(2):024506, July 2006.
- [17] Nigel B. Wilding. Continuous demixing at liquid-vapor coexistence in a symmetrical binary fluid mixture. *Phys. Rev. E*, 67(5):052503, May 2003.
- [18] Nigel B. Wilding. Critical end point behavior in a binary fluid mixture. *Phys. Rev. E*, 55(6):6624–6631, June 1997.
- [19] David Lopes Cardozo. *Finite size scaling and the critical Casimir force : Ising magnets and binary fluids*. PhD thesis, École normale supérieure de Lyon, October 2015.
- [20] Nigel Goldenfeld. *Lectures on phase transitions and the renormalization group*. Addison-Wesley, Advanced Book Program, Reading, Mass., 1992.
- [21] A. Gambassi, A. Maciołek, C. Hertlein, U. Nellen, L. Helden, C. Bechinger, and S. Dietrich. Critical Casimir effect in classical binary liquid mixtures. *Phys. Rev. E*, 80(6):061143, December 2009.
- [22] I.E. Dzyaloshinskii, E.M. Lifshitz, and L.P. Pitaevskii. The general theory of van der waals forces. *Advances in Physics*, 10(38):165–209, 1961.
- [23] E. Cheng and Milton W. Cole. Retardation and many-body effects in multilayer-film adsorption. *Phys. Rev. B*, 38:987–995, Jul 1988.
- [24] Minerva González-Melchor, Pedro Orea, Jorge López-Lemus, Fernando Bresme, and José Alexandre. Stress anisotropy induced by periodic boundary conditions. *The Journal of Chemical Physics*, 122(9):094503, March 2005.
- [25] Martin Hasenbusch. Specific heat, internal energy, and thermodynamic Casimir force in the neighborhood of the λ -transition. *Phys. Rev. B*, 81(16):165412, April 2010.
- [26] Subir K. Das, Jürgen Horbach, and Kurt Binder. Transport phenomena and microscopic structure in partially miscible binary fluids: A simulation study of the symmetrical Lennard-Jones mixture. *The Journal of Chemical Physics*, 119(3):1547–1558, July 2003.
- [27] H. W. Diehl, Daniel Grüneberg, Martin Hasenbusch, Alfred Hucht, Sergei B. Rutkevich, and Felix M. Schmidt. Large- n approach to thermodynamic Casimir effects in slabs with free surfaces. *Phys. Rev. E*, 89(6):062123, June 2014.
- [28] M. P. Allen and D. J. Tildesley. *Computer simulations of liquids*. Oxford university press, Clarendon, 1987.
- [29] Steve Plimpton. Fast parallel algorithms for short-range molecular dynamics. *Journal of Computational Physics*, 117(1):1 – 19, 1995.
- [30] S. Nosé. A unified formulation of the constant temperature molecular dynamics methods. *J. Chem. Phys.*, 81:511–519, 1984.
- [31] Daan Frenkel and Berend Smit. *Understanding Molecular Simulation, Second Edition: From Algorithms to Applications*. Academic Press, San Diego, 2 edition edition, November 2001.
- [32] B. Widom. Some Topics in the Theory of Fluids. *The Journal of Chemical Physics*, 39(11):2808–2812, December 1963.
- [33] N. B. Wilding, F. Schmid, and P. Nielaba. Liquid-vapor phase behavior of a symmetrical binary fluid mixture. *Phys. Rev. E*, 58(2):2201–2212, August 1998.
- [34] Martin Hasenbusch. Thermodynamic Casimir effect: Universality and corrections to scaling. *Phys. Rev. B*, 85(17):174421, May 2012.
- [35] Andrea Pelissetto and Ettore Vicari. Critical phenomena and renormalization-group theory. *Physics Reports*, 368(6):549–727, October 2002.
- [36] Martin Hasenbusch. Finite size scaling study of lattice models in the three-dimensional Ising universality class. *Phys. Rev. B*, 82(17):174433, November 2010.