

Room-temperature magnetic topological Weyl fermion and nodal line semimetal states in half-metallic Heusler Co_2TiX (X=Si, Ge, or Sn)

Guoqing Chang^{*,1,2} Su-Yang Xu^{*,3} Hao Zheng^{*,3} Bahadur Singh,^{1,2} Chuang-Han Hsu,^{1,2} Guang Bian,³ Nasser Alidoust,³ Ilya Belopolski,³ Daniel S. Sanchez,³ Hsin Lin^{†,1,2} and M. Zahid Hasan^{†3}

¹*Centre for Advanced 2D Materials and Graphene
Research Centre National University of Singapore,
6 Science Drive 2, Singapore 117546*

²*Department of Physics, National University of Singapore,
2 Science Drive 3, Singapore 117542*

³*Laboratory for Topological Quantum Matter and Spectroscopy (B7),
Department of Physics, Princeton University,
Princeton, New Jersey 08544, USA*

(Dated: March 4, 2024)

* These authors contributed equally to this work.

† Corresponding authors: nilnish@gmail.com, mzhasan@princeton.edu

Abstract

Topological semimetals (TSMs) including Weyl semimetals and nodal-line semimetals are expected to open the next frontier of condensed matter and materials science. Although the first inversion breaking Weyl semimetal was recently discovered in TaAs, its magnetic counterparts, i.e., the time-reversal breaking Weyl and nodal line semimetals, remain elusive. They are predicted to exhibit exotic properties distinct from the inversion breaking TSMs including TaAs. In this paper, we identify the magnetic topological semimetal state in the ferromagnetic half-metal compounds Co_2TiX ($\text{X}=\text{Si}$, Ge , or Sn) with Curie temperatures higher than 350 K. Our first-principles band structure calculations show that, in the absence of spin-orbit coupling, Co_2TiX features three topological nodal lines. The inclusion of spin-orbit coupling gives rise to Weyl nodes, whose momentum space locations can be controlled as a function of the magnetization direction. Our results not only open the door for the experimental realization of topological semimetal states in magnetic materials at room temperatures, but also suggest potential applications such as unusual anomalous Hall effects in engineered monolayers of the Co_2TiX compounds at high temperatures.

Topological semimetals (TSM) are electronic strong spin-orbit metals/semimetals whose Fermi surfaces arise from crossings between conduction and valence bands, which cannot be avoided due to nontrivial topology [1–3]. Such new states of topological matter have recently attracted worldwide interest because they may realize particles that remain elusive in high energy physics, exhibit quantum anomalies, host new topological surface states such as the Fermi arc and the drumhead surface states, and show exotic transport and spectroscopic behaviors arising from the novel bulk and surface topological band structures [4–16]. Among the proposed TSM states, two of the most exciting ones are the Weyl semimetal [6, 7, 17–20] and the nodal line semimetal states [21–25]. While the Fermi surface of a Weyl semimetal consists of isolated 0D points in k space, i.e., the Weyl nodes, the Fermi surface of a nodal-line semimetal is a 1D closed loop, i.e., the nodal line winding in 3D momentum space. Although the first inversion breaking Weyl semimetal was recently discovered in TaAs [6, 7, 17], the time-reversal breaking Weyl and nodal line semimetals remain elusive. The time-reversal breaking (magnetic) Weyl and nodal line TSM states are predicted to show exotic properties beyond the inversion-breaking TSMs such as TaAs. Firstly, ferromagnetic materials usually have considerable electron-electron interaction. Hence, a magnetic TSM is a promising platform to study the interplay between the TSM state and electronic correlation, which may potentially lead to new correlated topological phases [4, 26, 27]. Secondly, magnetic Weyl semimetals show the anomalous Hall effect [28, 29], i.e., Hall-like conductivity without an external magnetic field. When making such a magnetic Weyl semimetal into 2D (monolayer), the anomalous Hall conductance may be quantized. To date, the quantum anomalous Hall effect has only been observed in magnetically doped topological insulator thin film samples such as $\text{Cr}_x(\text{Bi}_y\text{Sb}_{1-y})_{2-x}\text{Te}_3$ [30], which required ultra-low (mK) temperatures. By contrast, monolayer samples of magnetic Weyl semimetals, which are natural ferromagnets, may realize the quantum anomalous Hall effect at significantly higher temperatures, and therefore make this novel phenomena relevant in actual applications [28]. Thirdly, the superconducting proximity effect of a magnetic Weyl semimetal is predicted to show topological Weyl superconductivity [31]. In such an exotic topological superconductor, the superconducting gap has point nodes, which are Weyl nodes, and the Weyl nodes are connected by Majorana Fermi arcs on the surface.

Despite interest, to date, magnetic topological semimetals remain experimentally elusive. One main difficulty is that ferromagnetic semimetals, regardless of its topological triv-

ial/nontrivial nature, are rare in nature. The existing proposed magnetic TSM materials, such as the pyrochlore iridates and HgCr_2Se_4 [4, 28] have relatively low magnetic transition temperatures that are much lower than the room temperature. This fact not only hinders the experimental confirmation but also makes the predicted TSM state inaccessible in actual applications. Here, we present our identification of the room-temperature topological Weyl and nodal line semimetal states in half-metallic Co_2TiX .

A half-metal is a type of ferromagnet that acts as a conductor to electrons of one spin, but as an insulator or semiconductor to those of the opposite spin. The half metallicity suggests it as a promising candidate for the TSM state because both the Weyl semimetal and nodal-line semimetal states require crossings between two singly degenerate (spin polarized) bands. In this paper, we explore the possible existence of the TSM state in the half-metallic full Heusler compounds. The half-metallicity in full Heusler compounds including Co_2MnSi , Co_2MnGe , $\text{Co}_2\text{FeAl}_{0.5}\text{Si}_{0.5}$, and Co_2TiX ($X=\text{Si}$, Ge , or Sn) has been a well-known phenomenon in both theory and experiments [32–44]. We focus on the Co_2TiX ($X=\text{Si}$, Ge , or Sn).

Electronic band structures were calculated within the density functional theory (DFT) [45] framework with the projector augmented wave (PAW) method, using the VASP (Vienna Ab Initio Simulation Package) [46, 47]. The generalized gradient approximation was used to describe the exchange-correlation effects [48]. We used a kinetic energy cut-off of 500 eV and a $16\times 16\times 16$ -centered k -mesh to sample the primitive bulk Brillouin zone (BZ). In order to compute the bulk band structures, we used the experimental lattice constants [32], $a = 5.770 \text{ \AA}$, $a = 5.830 \text{ \AA}$, and 5.997 \AA for Co_2TiSi , Co_2TiGe and Co_2TiSn , respectively. The spin-orbit coupling was employed in the electronic structure calculations as implemented in the VASP.

Co_2TiX crystalizes in a face-centered cubic (FCC) lattice with the space group $\text{Fm}\bar{3}\text{m}$ (Fig. 1(a)). Previous magnetic (SQUID) measurements clearly established the ferromagnetic groundstate in these compounds. The relevant symmetries are the 3 mirror planes, \mathcal{M}_x ($k_x = 0$), \mathcal{M}_y ($k_y = 0$), \mathcal{M}_z ($k_z = 0$), and three C4 rotation axes, k_x , k_y and k_z . The Curie temperatures are 380 K for Co_2TiSi , and Co_2TiGe and 355 K for Co_2TiSn . Figure 1(c-e) show the calculated spin-resolved density of states (DOS). We clearly see that, for all three compounds, the band structure is fully gapped at the Fermi level for one spin, i.e., the minority spin, whereas it is metallic for the other spin, i.e., the majority spin. This demonstrates the half-metallic groundstate of Co_2TiX , consistent with previous theoretical

and experimental studies [32, 33, 38, 41].

Figure 2 shows the first-principles calculated band structure along high-symmetry lines in the absence of spin-orbit coupling. For the band structures of the minority spin (Figs. 2(a-c)), we obtain a minority spin band gap of about 0.5 eV, which is in agreement with previous spin-resolved x-ray absorption spectroscopic measurements [33]. On the other hand, the majority spin band structures (Figs. 2(d-f)) show clear band crossings between the conduction and valence bands along the $\Gamma - X$ and $\Gamma - K$ directions. Furthermore, additional band crossings between the majority and minority spins (highlighted by the black circles in Figs. 2(g-i)) are identified as we overlay the band structures of the two spins.

In order to understand the momentum space configuration of the band crossings without spin-orbit coupling, we calculate the band structure at all k points throughout the bulk BZ. Figure 3(a) shows the band crossings in the first BZ. Specifically, we find that the crossings within the majority spin band structure form three nodal lines around the Γ point on the $k_x = 0$, $k_y = 0$, and $k_z = 0$ planes. Figures 3(c) show the energy dispersions along k_x , k_y , and k_z directions that cut across a k point on the $k_z = 0$ nodal line as noted by the black dot in Fig. 3(a). We see that the two bands disperse linearly away from the crossing point along the radial (k_x) direction. On the other hand, the dispersion becomes quadratic along the tangential direction. These dispersions confirm the existence of nodal lines. The two crossing bands have opposite mirror eigenvalues, confirming these nodal rings in the majority spin channels are protected by mirror symmetry. We now consider the band crossings between bands of opposite spins. Since the bands of opposite spins do not hybridize without spin-orbit coupling, the crossings form several 2D closed surfaces, i.e., nodal-surfaces, in the BZ. The situation on the $k_z = 0$ plane is shown in Fig. 3(d). In addition to the nodal-line (the red lines), four nodal-surfaces also cross this plane inside the four quadrants.

In Figure 4, we show the band structure after the inclusion of spin-orbit coupling. In the presence of spin-orbit coupling, the symmetry of the system and the electronic structures depend on the magnetization direction. We have calculated the free energy of the system with the magnetization direction along the (001), (110), and (111) directions. Our results show that the difference of the free energy along different magnetization directions is below 0.1 meV, which is beyond the resolution of DFT, suggesting that the system's magnetization direction can be controlled by an external magnetic field. We present systematic calculation results with the (001) magnetization. With the magnetization along the (001) direction and

in the presence of spin-orbit coupling, only the \mathcal{M}_z mirror symmetry and the C_{4z} rotational symmetry are preserved. Hence we expect only the nodal line on the $k_z = 0$ plane to survive. Indeed, we found that this is the case as shown in Figs. 4(a,b). Near the k_x and k_y axes, the nodal line is formed by bands of the same (majority) spin and is indicated by red color. By contrast, along the $k_x = k_y$ and $k_x = -k_y$ axes (45°), the crossing happens between opposite spins and is denoted by black color. Since spin is not a good quantum number in the presence of spin-orbit coupling, hence the above description is approximate. On the other hand, the other two nodal-lines on the $k_x = 0$ and $k_y = 0$ planes are gapped out as the respective mirror symmetries are broken by the inclusion of spin-orbit coupling and the (001) magnetization. As a result, we expect Weyl nodes to emerge. Specifically, we find three-types of Weyl nodes, noted as W_{001}^1 , W_{001}^2 , and W_{001}^3 in Figs. 4(a-c), respectively, where the subscript denotes the magnetization direction. The W_{001}^1 are located on the k_z axis and they are quadratic double Weyl nodes with chiral charge of ± 2 . The W_{001}^2 , and W_{001}^3 are at arbitrary k points in the BZ and are single Weyl nodes with chiral charge of ± 1 . The energy and momentum space locations of the Weyl nodes are shown in Table I. Fig. 4(d) shows the energy dispersion away from the W_{001}^1 Weyl node. The quadratic W_{001}^1 Weyl nodes are protected by the C_{4z} rotational symmetry. Indeed, we see that the two bands disperse linearly along the k_z direction but quadratically along the k_x, k_y directions. Finally, we briefly discuss the band structure with a (110) magnetization as the groundstate. Fig. 4(e) shows a comparison between band structures with either a (001) or (110) magnetization direction. It can be seen that the two band structures are very similar, which is consistent with our conclusion that the free energy values with different magnetization directions are quite close to each other. We highlight the area enclosed by the orange box, which is the band structure along the (110) (the $k_x - k_y = 0$ and $k_z = 0$) direction. While the band structure with (001) magnetization shows an avoided crossing, i.e., a gap, inside the orange box, the band structure with (110) magnetization shows a band crossing. In this case, the three mirror symmetries (\mathcal{M}_x , \mathcal{M}_y and \mathcal{M}_z) and the three C_4 rotational symmetries (C_{4x} , C_{4y} , and C_{4z}) are broken. The preserved symmetries are the Mirror symmetry \mathcal{M}_{xy} (the mirror plane normal to the (110) direction), the C_2 rotational symmetry along the (110) direction, and the inversion symmetry. Therefore all the nodal rings will gap out. We note that the band crossing along (110) direction is protected as the two bands have the opposite eigenvalues of the C_2 rotational symmetry. We have checked the chiral charge by calculating

the Berry flux through a 2D closed surface in k space enclosing this crossing point and found that it is indeed a Weyl node. We note that this Weyl node, W_{110}^1 , does not exist in the band structure with the (001) magnetization but arise with the (110) magnetization. This fact suggests a novel possibility that the number, the momentum space location, and other properties of the Weyl nodes in the Co_2TiX system can be engineered by tuning the magnetization direction.

We discuss the effect of the onsite Coulomb repulsion U to the band structure and the Weyl nodes. We use $U = 0$ in our paper. First, we emphasize that a previous work [32] on Co_2TiX that combined both experimental measurements and first-principles calculations showed that the calculated band structure with $U = 0$ actually fits the experimental results better. Therefore, we believe that $U = 0$ better reflects the experimental reality. Nevertheless, we have also calculated the band structure with a finite U value. We found that a finite U does not have a significant effect on the majority spin band structure. On the other hand, a finite U does increase the band gap of the minority spin. Using this as a guideline, we can understand how a finite U value affects the Weyl nodes in our calculations. We take the (001) magnetization as an example. As we have discussed in Fig. 4(a), we find three-types of Weyl nodes, noted as W_{001}^1 , W_{001}^2 , and W_{001}^3 . We further note that W_{001}^1 arises from the crossing between two mainly majority spin bands, whereas W_{001}^2 and W_{001}^3 arise from the crossing between one majority spin and one minority spin bands. Therefore, upon the inclusion of a finite U value, W_{001}^1 is hardly affected, while W_{001}^2 and W_{001}^3 are pushed to higher energies away from the Fermi level. We emphasize that the above description is approximate because spin is not a good quantum number in the presence of spin-orbit coupling. However, considering the fact that spin-orbit coupling is not very strong in Co_2TiX ($X=\text{Si}$, Ge , or Sn). The mixing between majority and minority spins is not expected to be significant.

In conclusion, we have identified the magnetic topological Weyl and nodal line semimetal states in the ferromagnetic half-metal compounds Co_2TiX ($X=\text{Si}$, Ge , or Sn) with Curie temperatures higher than 350 K. Our results pave the way for realizing topologically protected emergent properties in magnetic semimetals at room temperatures, highlighting the potential for electronics and spintronics applications in the Co_2TiX -based compounds.

-
- [1] A. M. Turner and A. Vishwanath, Beyond band insulators: topology of semi-metals and interacting phases. arXiv:1301.0330 (2013).
- [2] M. Z. Hasan, S.-Y. Xu, and M. Neupane, Topological Insulators, Topological semimetals, Topological Crystalline Insulators, and Topological Kondo Insulators. in *in Topological Insulators: Fundamentals and Perspectives* edited by F. Ortmann, S. Roche, S. O. Valenzuela (John Wiley & Sons, 2015).
- [3] M. Z. Hasan, S.-Y. Xu and G. Bian, Topological Insulators, Helical Topological Superconductors and Weyl Fermion Semimetals. *Phys. Scr.* **T164**, 014001 (2015).
- [4] X. Wan, A. M. Turner, A. Vishwanath, and S. Y. Savrasov, Topological Smimetal and Fermi arc Surface States in the Electronic Structure of Pyrochlore Iridates. *Phys. Rev. B* **83**, 205101 (2011).
- [5] S.-Y. Xu, C. Liu, S. K. Kushwaha, R. Sankar, J. W. Krizan, I. Belopolski, M. Neupane, G. Bian, N. Alidoust, T.-R. Chang, H.-T. Jeng, C.-Y. Huang, W.-F. Tsai, H. Lin, P. P. Shibayev, F.-C. Chou, R. J. Cava, M. Z. Hasan, Observation of Fermi arc surface states in a topological metal. *Science* **347**, 294 (2015).
- [6] S.-Y. Xu, I. Belopolski, N. Alidoust, M. Neupane, G. Bian, C. Zhang, R. Sankar, G. Chang, Z. Yuan, C.-C. Lee, S.-M. Huang, H. Zheng, J. Ma, D. S. Sanchez, B. Wang, A. Bansil, F. Chou, P. P. Shibayev, H. Lin, S. Jia, and M. Z. Hasan, Discovery of a Weyl Fermion Semimetal and Topological Fermi Arcs. *Science* **349**, 613 (2015).
- [7] B. Q. Lv, H. M. Weng, B. B. Fu, X. P. Wang, H. Miao, J. Ma, P. Richard, X. C. Huang, L. X. Zhao, G. F. Chen, Z. Fang, X. Dai, T. Qian, and H. Ding, Experimental Discovery of Weyl Semimetal TaAs. *Phys. Rev. X* **5**, 031013 (2015).
- [8] A. A. Burkov, M. D. Hook, and L. Balents, Topological Nodal Semimetals. *Phys. Rev. B* **84** 235126 (2011).
- [9] C. Fang, Y. Chen, H.-Y. Kee, and L. Fu, Topological Nodal Line Semimetals with and without Spin-orbital Coupling. *Phys. Rev. B* **92**, 081201 (2015).
- [10] H. B. Nielsen and M. Ninomiya, The Adler-Bell-Jackiw Anomaly and Weyl Fermions in a Crystal, *Physics Letters B*, **130**, 389-396 (1983).
- [11] A. A. Zyuzin and A. A. Burkov, Topological Response in Weyl Semimetals and the Chiral

- Anomaly. *Phys. Rev. B* **86**, 115133 (2012).
- [12] S.-M. Huang, S.-Y. Xu, I. Belopolski, C.-C. Lee, G. Chang, B. Wang, N. Alidoust, G. Bian, M. Neupane, C. Zhang, S. Jia, A. Bansil, H. Lin, and M. Z. Hasan, A Weyl Fermion Semimetal with Surface Fermi Arcs in the Transition Metal Monopnictide TaAs Class. *Nat. Commun.* **6**, 7373 (2015).
- [13] H. Weng, C. Fang, Z. Fang, B. A. Bernevig, and X. Dai, Weyl Semimetal Phase in Noncentrosymmetric Transition-Metal Monophosphides. *Phys. Rev. X* **5**, 011029 (2015).
- [14] X. Huang, L. Zhao, Y. Long, P. Wang, D. Chen, Z. Yang, H. Liang, M. Xue, H. Weng, Z. Fang, X. Dai, and G. Chen, Observation of the Chiral-Anomaly-Induced Negative Magnetoresistance in 3D Weyl Semimetal TaAs. *Phys. Rev. X* **5**, 031023 (2015).
- [15] C. Zhang, S.-Y. Xu, I. Belopolski, Z. Yuan, Z. Lin, B. Tong, N. Alidoust, C.-C. Lee, S.-M. Huang, H. Lin, M. Neupane, D. S. Sanchez, H. Zheng, G. Bian, J. Wang, C. Zhang, T. Neupert, M. Z. Hasan, and S. Jia, Signatures of the Adler-Bell-Jackiw Chiral Anomaly in a Weyl Semimetal. *Nat. Commun.* **7**, 10735 (2016).
- [16] H. Zheng, S.-Y. Xu, G. Bian, C. Guo, G. Chang, D. S. Sanchez, I. Belopolski, C.-C. Lee, S.-M. Huang, X. Zhang, R. Sankar, N. Alidoust, T.-R. Chang, F. Wu, T. Neupert, F. Chou, H.-T. Jeng, N. Yao, A. Bansil, S. Jia, H. Lin, and M. Z. Hasan, Atomic Scale Visualization of Quantum Interference on a Weyl Semimetal Surface by Scanning Tunneling Microscopy. *ACS Nano* **10**, 1378 (2016).
- [17] S.-Y. Xu, N. Alidoust, I. Belopolski, C. Zhang, G. Bian, T.-R. Chang, H. Zheng, V. Strocov, D. S. Sanchez, G. Chang, Z. Yuan, D. Mou, Y. Wu, L. Huang, C.-C. Lee, S.-M. Huang, B. Wang, A. Bansil, H.-T. Jeng, T. Neupert, A. Kaminski, H. Lin, S. Jia, M. Z. Hasan, Discovery of a Weyl Fermion State with Fermi Arcs in Niobium Arsenide. *Nat. Phys.* **11**, 748 (2015).
- [18] B. Q. Lv, N. Xu, H. M. Weng, J. Z. Ma, P. Richard, X. C. Huang, L. X. Zhao, G. F. Chen, C. E. Matt, F. Bisti, V. N. Strocov, J. Mesot, Z. Fang, X. Dai, T. Qian, M. Shi, and H. Ding, Observation of Weyl nodes in TaAs. *Nature Phys.* **11**, 724 (2015).
- [19] S.-Y. Xu, I. Belopolski, D. S. Sanchez, C. Guo, G. Chang, C. Zhang, G. Bian, Z. Yuan, H. Lu, Y. Feng, T.-R. Chang, P. P. Shibayev, M. L. Prokopovych, N. Alidoust, H. Zheng, C.-C. Lee, S.-M. Huang, R. Sankar, F. Chou, C.-H. Hsu, H.-T. Jeng, A. Bansil, T. Neupert, V. N. Strocov, H. Lin, S. Jia, and M. Z. Hasan, Experimental discovery of a topological Weyl semimetal state in TaP. *Science Advances* **1**, e1501092 (2015).

- [20] I. Belopolski, S.-Y. Xu, D. Sanchez, G. Chang, C. Guo, M. Neupane, H. Zheng, C.-C. Lee, S.-M. Huang, G. Bian, N. Alidoust, T.-R. Chang, B. Wang, X. Zhang, A. Bansil, H.-T. Jeng, H. Lin, S. Jia, and M. Z. Hasan, *Phys. Rev. Lett.* **116**, 066802 (2016).
- [21] L. S. Xie, L. M. Schoop, E. M. Seibel, Q. D. Gibson, W. Xie, W. and R. J. Cava, A New Form of Ca_3P_2 with a Ring of Dirac Nodes. *APL Materials* **3**, 083602 (2015).
- [22] R. Yu, H. Weng, Z. Fang, X. Dai and X. Hu, Topological Node-Line Semimetal and Dirac Semimetal State in Antiperovskite Cu_3PdN . *Phys. Rev. Lett.* **115**, 036807 (2015).
- [23] M. Zeng, C. Fang, G. Chang, Y.-A. Chen, T. Hsieh, A. Bansil, H. Lin, and L. Fu, Topological Semimetals and Topological Insulators in Rare Earth Monopnictides. *arXiv:1504.03492* (2015).
- [24] G. Bian, T.-R. Chang, R. Sankar, S.-Y. Xu, H. Zheng, T. Neupert, C.-K. Chiu, S.-M. Huang, G. Chang, I. Belopolski, D. S. Sanchez, M. Neupane, N. Alidoust, C. Liu, B. Wang, H.-T. Jeng, A. Bansil, F. Chou, H. Lin, and M. Z. Hasan, Topological Nodal-Line Fermions in Spin-Orbit Metal PbTaSe_2 . *Nat. Commun.* **7**, 10556 (2016).
- [25] G. Bian, T.-R. Chang, H. Zheng, Saavanth Velury, Su-Yang Xu, Titus Neupert, Ching-Kai Chiu, Daniel S. Sanchez, Ilya Belopolski, Nasser Alidoust, Peng-Jen Chen, Guoqing Chang, Arun Bansil, Horng-Tay Jeng, Hsin Lin, M. Zahid Hasan, Drumhead Surface States and Topological Nodal-Line Fermions in TlTaSe_2 . *arXiv:1508.07521* (2015).
- [26] D. Pesin and L. Balents, Mott Physics and Band Topology in Materials with Strong Spinorbit Interaction. *Nat. Phys.* **6**, 376 (2010).
- [27] T. Morimoto and N. Nagaosa, Weyl Mott Insulator. *Sic. Rep.* **6**, 19853 (2016)
- [28] G. Xu, H. Weng, Z. Wang, X. Dai and Z. Fang, Chern Semimetal and the Quantized Anomalous Hall Effect in HgCr_2Se_4 . *Phys. Rev. Lett.* **107**, 186806 (2011).
- [29] A. A. Burkov, Anomalous Hall Effect in Weyl Metals, *Phys. Rev. Lett.* **113**, 187202 (2014)
- [30] C. Chang, J. Zhang, X. Feng, J. Shen, Z. Zhang, M. Guo, K. Li, Y. Ou, P. Wei, L.-L. Wang, Z.-Q. Ji, Y. Feng, S. Ji, X. Chen, J. Jia, X. Dai, Z. Fang, S.-C. Zhang, K. He, Y. Wang, L. Lu, X.-C. Ma, and Q.-K. Xue, Experimental Observation of the Quantum Anomalous Hall Effect in a Magnetic Topological Insulator. *Science* **340**, 6129 (2013).
- [31] Y. Li and F.D.M. Haldane, Topological Nodal Cooper Pairing in Doped Weyl Semimetals. *arXiv.org/abs/1510.01730* (2015).
- [32] J. Barth, G. H. Fecher, Benjamin Balke, Tanja Graf, Claudia Felser, Andrey Shkablo, Anke Weidenkaff, Anomalous Transport Properties of the Half-metallic Ferromagnets Co_2TiSi ,

- Co₂TiGe and Co₂TiSn. *Phil. Trans. R. Soc. A* **369**, 3588 (2011).
- [33] P. Klaer, M. Kallmayer, C. G. F. Blum, T. Graf, J. Barth, B. Balke, G. H. Fecher, C. Felser, and H. J. Elmers, Tailoring the Electronic Structure of Half-metallic Heusler Alloys. *Phys. Rev. B* **80**, 144405 (2009).
- [34] S. J. Hashemifar, P. Kratzer, and M. Scheffler, Preserving the Half-Metallicity at the Heusler Alloy Co₂MnSi(001) Surface: A Density Functional Theory Study. *Phys. Rev.Lett.* **94**, 096402 (2005).
- [35] M. Jourdan, J. Minr, J. Braun, A. Kronenberg, S. Chadov, B. Balke, A. Gloskovskii, M. Kolbe, H.J. Elmers, G. Schonhense, H. Ebert, C. Felser, and M. Kläui, Direct Observation of Half-metallicity in the Heusler Compound Co₂MnSi. *Nat. Commun.* **5**, 3974 (2014).
- [36] R. Shan, H. Sukegawa, W. H. Wang, M. Kodzuka, T. Furubayashi, T. Ohkubo, S. Mitani, K. Inomata, and K. Hono, Demonstration of Half-Metallicity in Fermi-Level-Tuned Heusler Alloy Co₂FeAl_{0.5}Si_{0.5} at Room Temperature. *Phys. Rev. Lett.* **102**, 246601 (2009).
- [37] H. C. Kandpal, G. H. Fecher, and C. Felser, Calculated Electronic and Magnetic Properties of the Half-metallic, Transition Metal Based Heusler Compounds. *J. Phys.D:Appl. Phys.* **40**, 1507 (2007).
- [38] M. C. Hickey, A. Husmann, S. Holmes, and G. Jones, Anomalous Transport Properties of the Halfmetallic Ferromagnets Co₂TiSi, Co₂TiGe, and Co₂TiSn. *J. Phys.: Condens. Matter* **18**, 2897 (2006).
- [39] S. Ishida, S. Akazawa, Y. Kubo, and J. Ishida, Band Theory of Co₂MnSn, Co₂TiSn and Co₂TiAl. *J. Phys. F: Met. Phys.* **12**, 1111 (1982).
- [40] I. Galanakis, P. H. Dederichs, and N. Papanikolaou, Slater-Pauling Behavior and Origin of the Half-metallicity of the Full-Heusler Alloys. *Phys. Rev. B* **66**, 174429 (2002).
- [41] S. C. Lee, T. D. Lee, P. Blaha, and K. Schwarz, Magnetic and Half-metallic Properties of the Full-Heusler Alloys Co₂TiX(X=Al,Ga;Si,Ge,Sn;Sb). *J. Appl. Phys.* **97**, 10c307 (2005).
- [42] P. van Engen, K. Buschow, and M. Eрман, Magnetic Properties and Magneto-optical Spectroscopy of Heusler Alloys Based on Transition Metals and Sn. *J. Magn. Magn. Mater.* **30**, 374 (1983).
- [43] P. J. Webster and K. Ziebeck, Magnetic and Chemical Order in Heusler Alloys Containing Cobalt and Titanium. *J. Phys. Chem. Solids* **34**, 1647 (1983).
- [44] K. Buschow, P. van Engen, and R. Jongebreur, Magneto-optical Properties of Metallic Ferro-

- magnetic Materials. *J. Magn. Magn. Mater* **38**, 1 (1983).
- [45] P. Hohenberg and W. Kohn, Inhomogeneous Electron Gas. *Phys. Rev.* **136**, B864 (1964).
- [46] G. Kresse and J. Furthmüller, Efficient Iterative Schemes for ab initio Total-energy Calculations using a Plane-wave Basis Set. *Phys. Rev. B* **54**, 11169 (1996).
- [47] G. Kresse and D. Joubert, From Ultrasoft Pseudopotentials to the Projector Augmented-wave Method. *Phys. Rev. B* **59**, 1758 (1999).
- [48] J. P. Perdew, K. Burke, and M. Ernzerhof, Generalized Gradient Approximation Made Simple. *Phys. Rev. Lett.* **77**, 3865 (1996).

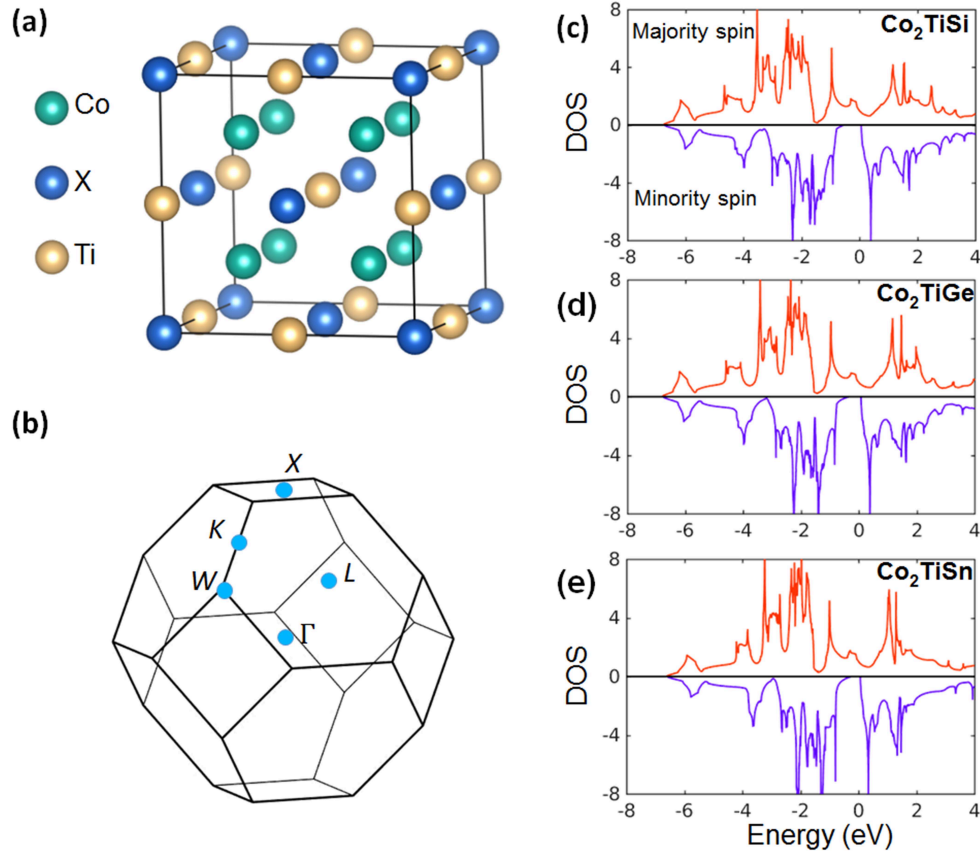


FIG. 1: **Crystal structure and density of states of the Co_2TiX compounds.** (a) The face-centered cubic structure of the Co_2TiX Heusler compounds. The Co, Ti and X (X=Si, Ge, Sn) atoms are represented by the green, yellow, and blue balls, respectively. (b) The first bulk Brillouin zone. High symmetry points are marked. (c-e) Calculated spin-resolved density of states (DOS) of Co_2TiX without spin-orbit coupling.

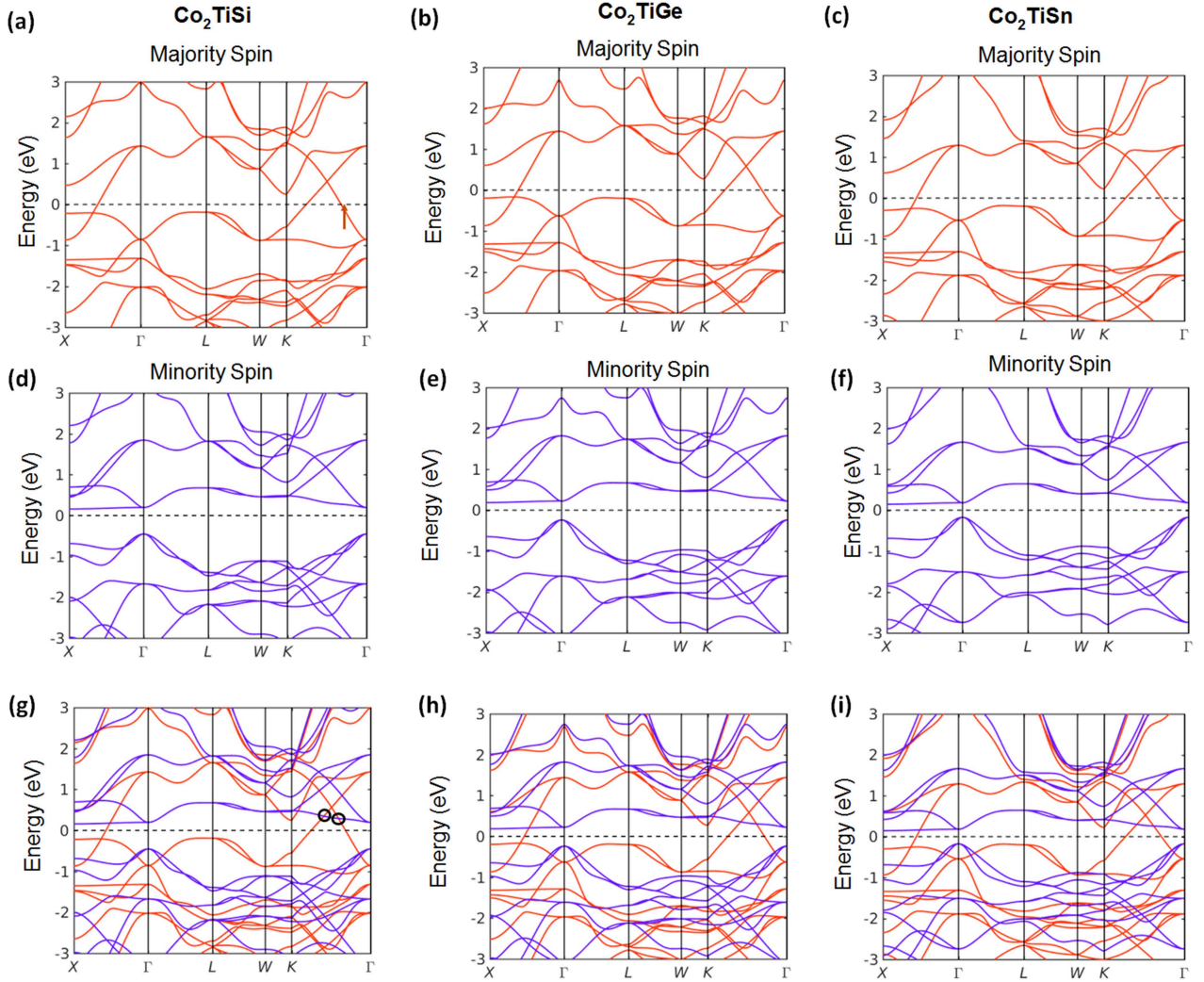


FIG. 2: **Spin-resolved band structure and ferromagnetic half-metallic ground states in Co_2TiX .** (a-c) The calculated bulk band structures of the majority spin of the Co_2TiSi , Co_2TiGe , and Co_2TiSn , respectively. (d-f) Same as panels (a-c) but for the minority spin. (g-i) The band structures of both spins.

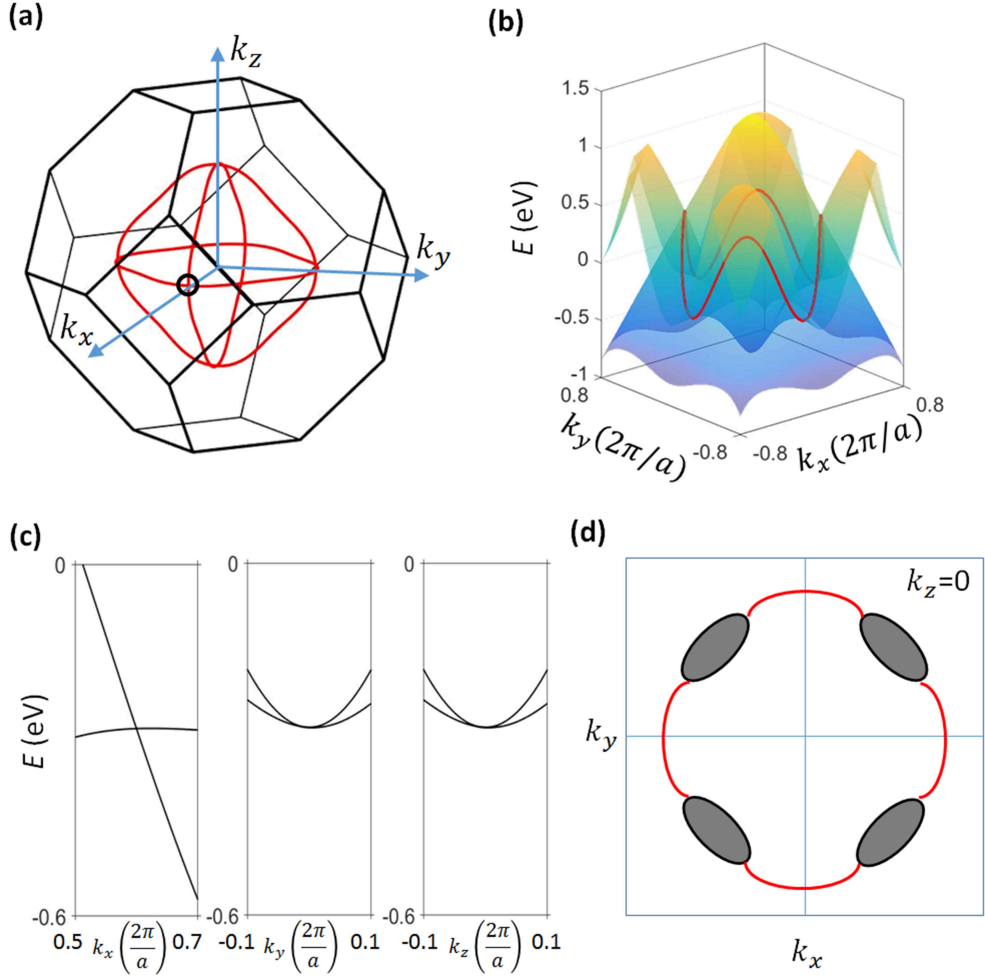


FIG. 3: The topological nodal-lines in Co_2TiX in the absence spin-orbit coupling. (a) The nodal-lines in k_x - k_y - k_z space formed by the band crossings within the majority band structure. (b) The band structure in E - k_x - k_y space containing the nodal-line on the $k_z = 0$ plane. On $k_z = 0$ plane, the bulk valence and conduction bands dip into with each other and form a energy-dependent nodal-line (the red line). (c) The energy dispersions along k_x (left panel), k_y (middle panel), and k_z (left panel) directions away from the crossing point surrounded by the black circle in panel (a). (d) Band crossings on the $k_z = 0$ plane. The red lines show the nodal line formed by the same (majority) spin. The Black ellipses show the cross-sections of the nodal-surfaces formed by opposite spins.

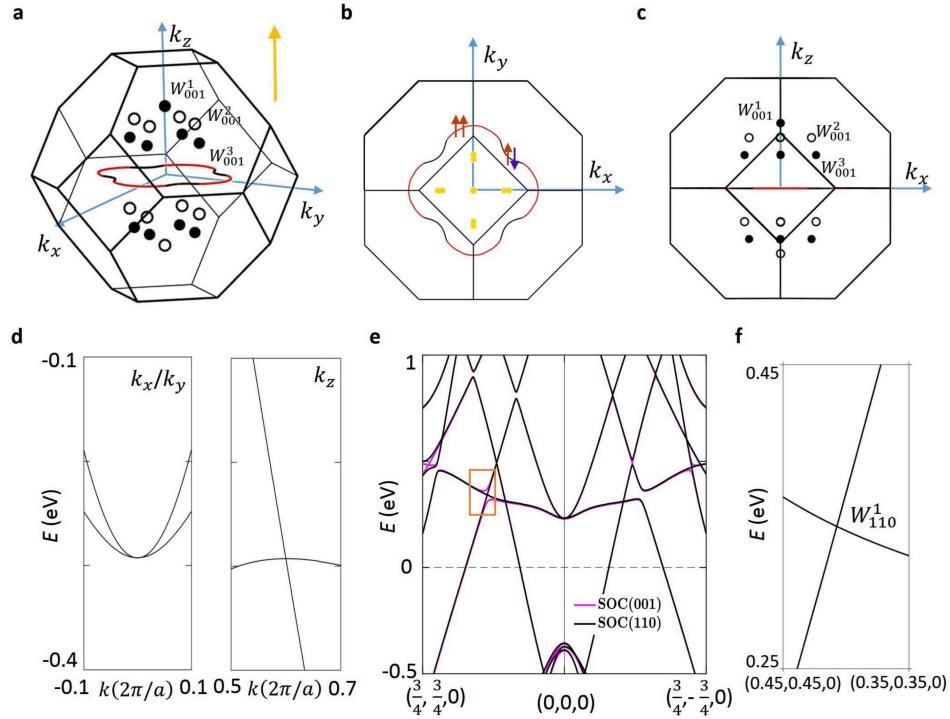


FIG. 4: **Weyl nodes and nodal-lines in Co_2TiX in the presence of spin-orbit coupling.**

(a) Band crossings in the first BZ. There are one nodal line on $k_z=0$ plane and three types of Weyl nodes (shown by the dots) in the first BZ. The white and black colors denote the chiral charge of the Weyl nodes. (b) The projection of the band crossings on the (001) top surface. The projected Weyl nodes are shown by the yellow dots, all of which have a projected chiral charge of 0 as two Weyl nodes of opposite chiralities are projected onto the same point on the (001) surface. The nodal line in panels (a,b) is shown by the solid lines which are in two colors (red and black). The red segments denote the band crossings formed by two bands of the same (majority) spin whereas the black ones are formed by bands of opposite spins. (c) The projection of the band crossings on the (010) side surface. (d) The energy dispersions along k_x/k_y (left panel) and k_z (right panel) directions of W_{001}^1 Weyl cone. The quadratic touching of two bands along k_x/k_y direction proves that the chiral charge of the Weyl cone is ± 2 . (e) A comparison of the band structures of Co_2TiX with a (001) or (110) magnetization direction. The number and momentum space locations of the Weyl nodes critically depend on the magnetization directions. (f) The zoom-in view of the area indicated by the orange box in panel (e). Unlike the case in the (001) magnetization, the band crossing remains intact with the (110) magnetization, and therefore becomes a Weyl node, the W_{110}^1 .

Weyl nodes	$k_x (\frac{\pi}{a})$	$k_y (\frac{\pi}{a})$	$k_z (\frac{\pi}{a})$	Charge	E (eV)
W_{001}^1	0.00	0.00	0.60	-2	-0.285
W_{001}^2	0.00	-0.29	0.46	+1	0.315
W_{001}^3	0.00	-0.33	0.30	-1	0.315

TABLE I: Energy and momentum space locations of the Weyl nodes in Co_2TiGe with a (001) magnetization.