

Kernel-based Tests for Joint Independence

Niklas Pfister¹, Peter Bühlmann¹, Bernhard Schölkopf², and Jonas Peters²

¹Seminar für Statistik, ETH Zürich, Switzerland

²MPI for Intelligent Systems, Tübingen, Germany *and* Department of Mathematical Sciences, University of Copenhagen, Denmark.

March 7, 2022

Abstract

We investigate the problem of testing whether d possibly multivariate random variables, which may or may not be continuous, are jointly (or mutually) independent. Our method builds on ideas of the two variable Hilbert-Schmidt independence criterion (HSIC) but allows for an arbitrary number of variables. We embed the joint distribution and the product of the marginals into a reproducing kernel Hilbert space and define the d -variable Hilbert-Schmidt independence criterion (dHSIC) as the squared distance between the embeddings. In the population case, the value of dHSIC is zero if and only if the d variables are jointly independent, as long as the kernel is characteristic. Based on an empirical estimate of dHSIC, we investigate three different non-parametric hypothesis tests: a permutation test, a bootstrap analogue and a procedure based on a Gamma approximation. We apply nonparametric independence testing to a problem in causal discovery and illustrate the new methods on simulated and a real dataset.

1 Introduction

We consider the problem of nonparametric testing for joint or mutual independence of d random variables. This is a very different and more ambitious task than testing pairwise independence of a collection of random variables. Consistent pairwise nonparametric independence tests date back to Feuerverger (1993) and Romano (1986) and have more recently received considerable attention using kernel-based methods (Gretton et al., 2005, 2007), and other related approaches for estimating or testing pairwise (in-)dependence including distance correlations (Székely and Rizzo, 2009, 2014), rank-based correlations (Bergsma and Dassios, 2014; Leung and Drton, 2016; Nandy et al., 2016) or also non- and semiparametric copula-based correlations (Liu et al., 2012; Xue and Zou, 2012; Wegkamp and Zhao, 2016; Gaïffer et al., 2010).

One of our motivations to develop methods for nonparametric testing of joint independence originates from the area of causal inference, and we discuss this in Section 5.2: there, inferring pairwise independence is not sufficient as those models assume the existence of jointly independent noise variables. Our test can therefore be used as a goodness-of-fit test and for model selection, see Section 5.2. A further interesting application of joint independence tests is independent component analysis. While many algorithms use a step wise approach to construct the collection of independent features, a more direct option is to explicitly minimize a measure of mutual dependence (such as our dHSIC), for more details see Chen and Bickel (2006) or Matteson and Tsay (2016).¹

For testing joint independence, consider the distribution $\mathbb{P}^{(X^1, \dots, X^d)}$ of the random vector $\mathbf{X} = (X^1, \dots, X^d)$.² By definition, (X^1, \dots, X^d) are jointly or mutually independent if and only

¹We thank an anonymous referee for pointing out this interesting application.

²Throughout the paper, a superscript of X always denotes an index rather than an exponent.

if $\mathbb{P}(X^1, \dots, X^d) = \mathbb{P}^{X^1} \otimes \dots \otimes \mathbb{P}^{X^d}$. For a given positive definite kernel, we map both distributions into the reproducing kernel Hilbert space (see Section 2.1 for details) and consider their squared distance. Such a mapping can in fact be seen as a generalization of the L^2 distance between “traditional” kernel density estimators, see the discussion on page 732 in (Gretton et al., 2012). For characteristic kernels (e.g., the popular Gaussian kernel), the embedding of Borel probability measures is injective and the squared distance is zero if and only if the variables are jointly independent. For the finite sample case, we compute a suitable estimator that can be used as a test statistic. We then construct three statistical tests: two tests are based on permutation and bootstrap procedures, respectively, and a third test approximates the distribution of the test statistic under independence with a Gamma distribution. Our statistic extends the Hilbert-Schmidt Independence Criterion (HSIC) (Gretton et al., 2005) and contains it as a special case. We therefore call the corresponding test procedure d -variable Hilbert-Schmidt Independence Criterion (dHSIC). We prove that the permutation based approach has correct level and that the bootstrap approach has pointwise asymptotic level and is consistent in the sense of (3.5).

In the literature, other mutual independence tests have been proposed. One of them is a characteristic function based nonparametric mutual independence test due to Kankainen (1995), see Section 2.4 for details. The dependence measure is a weighted integral over the difference between the characteristic functions of the joint and the product distribution. Different weight functions result in different quantities, all of them are special cases of dHSIC for an appropriate choice of kernel. We show that our results carry over to the characteristic function framework, whereas the opposite direction only works for a restrictive class of kernels. Moreover, while Kankainen (1995) does prove similar results about the asymptotic distribution of the test statistic as given in Theorem 3.1, her proof cannot be directly extended to our more general framework. This is one of the reasons, why we developed some of our general results about V-statistics. The test in Kankainen (1995) is shown to be consistent, but the word consistency there refers to the property that the asymptotic distribution of the test statistic under the alternative hypothesis diverges; instead, we employ the commonly used definition that a test is consistent if the testing procedure itself (in our case the bootstrap) is consistent in the sense of (3.5). Our consistency results immediately carry over to the characteristic function framework, as it is contained as a special case of dHSIC.

Bakirov et al. (2006) use an independence coefficient as measure of dependence, which is strongly related to the characteristic function approach of Kankainen (1995). They approximate the asymptotic test statistic, which is also a sum of chi-squared distributed random variables, using tail bounds. This results in a test that has (conservative) asymptotic level in the sense of (3.4). Due to the conservative bounds, however, the test is, in general, not consistent in the sense of (3.5).

One test for which a consistency result (3.5) has been shown, is an older method based on work by Beran and Millar (1987) and Romano (1986, p.27); it does not seem to be used in practice very often. As a test statistic, it takes the maximal difference between the empirical distribution and the product of its marginals over a class of sets. One then chooses a distribution over sets and approximates this infinite class by $C < \infty$ randomly chosen sets, see Section 5.1 for details. This makes the construction impractical with a rather ad-hoc computational implementation. In our experiments, we found that this test has less power than dHSIC and is computationally more demanding, even for moderate values of C .

Both, this test and the characteristic function based tests mentioned above are restricted to the Euclidean space, dHSIC allows for more general kernels such as kernels on graphs or strings (see Gretton et al., 2007).

Finally, it is possible to use the following alternative procedure that constructs a joint independence test from a bivariate test: joint independence holds if and only if for all $k \in \{2, \dots, d\}$ we have that X^k is independent of (X^1, \dots, X^{k-1}) . In order to construct a mutual independence test, we can therefore perform $d - 1$ statistical tests and combine the results using a Bonferroni correction. However, such a procedure is asymmetric in the d random variables and depends on the order of the random variables. Furthermore, it is known that the Bonferroni correction is often conservative and due to performing $d - 1$ tests, such a test is of order d times more computationally

expensive than the direct dHSIC approach, see Section 5.3.3.

1.1 Contribution

This work extends the two variable HSIC (Gretton et al., 2005, 2007; Smola et al., 2007) to testing joint independence for an arbitrary number of variables. The resulting test, moreover, extends the work of Kankainen (1995) to the more flexible framework of kernel methods (see Section 2.4) and establishes consistency, as mentioned also in the previous section. While the dHSIC test statistic has been briefly mentioned by Sejdinovic et al. (2013), the derivation of the general results about asymptotic distributions (Theorem 3.1 and Theorem 3.3) as well as the mathematical rigorous treatment of the permutation test and the bootstrap test are novel: this concerns results for both types of tests about their level (type I error) in Proposition 3.5 and Theorem 3.8, and the consistency (asymptotic power) of the bootstrap in Theorem 3.9. In fact, the consistency result is quite remarkable, establishing asymptotic consistency for any fixed alternative. It is the first such result for kernel based methods and maybe the first result for a practically feasible test for joint independence having asymptotic error control and asymptotic power equal to one. We also prove that under the null hypothesis it holds that $\xi_2(h) > 0$, which has been implicitly assumed in for example Gretton et al. (2007, Theorem 2). For the Gamma approximation based test, we compute general formulas both for the mean and for the variance in Proposition 3.10 and Proposition 3.11, respectively. In order to make our tests accessible we have created an R-package (R Core Team, 2014) called dHSIC, which is available on CRAN. Moreover, we have applied our dHSIC to real data in causality, showing its usefulness also in applied settings, both in terms of model selection and goodness-of-fit test.

To establish these properties, we derive new results for V-statistics which we collect in Appendix C and which are of independent interest. In particular, Lemma C.3 (asymptotic difference between U- and V-statistics), Theorem C.5 (asymptotic variance of a V-statistic), Theorem C.6 (asymptotic bias of a V-statistic), Theorem C.9 (asymptotic distribution of a degenerate V-statistic) and Theorem C.13 (asymptotic distribution of a degenerate resampled V-statistic).

2 Hilbert-Schmidt independence criterion for d variables

2.1 Reproducing kernel Hilbert spaces

We present here a brief introduction to reproducing kernel Hilbert spaces and the theory of mean embeddings. Given a set \mathcal{X} we call a function $k : \mathcal{X} \times \mathcal{X} \rightarrow \mathbb{R}$ a positive semi-definite kernel if for any set of points $(x_1, \dots, x_n) \in \mathcal{X}^n$ the corresponding Gram matrix $(k(x_i, x_j))_{1 \leq i, j \leq n}$ is symmetric and positive semi-definite. Moreover, denote by $\mathcal{F}(\mathcal{X})$ the space of functions from \mathcal{X} to \mathbb{R} . Reproducing kernel Hilbert spaces on \mathcal{X} are well-behaved sub-classes of $\mathcal{F}(\mathcal{X})$ defined as follows.

Definition 2.1 (Reproducing kernel Hilbert space)

Let \mathcal{X} be a set, let $\mathcal{H} \subseteq \mathcal{F}(\mathcal{X})$ be a Hilbert space. Then \mathcal{H} is called a reproducing kernel Hilbert space (RKHS) if there exists a kernel k on \mathcal{X} satisfying

- (i) $\forall x \in \mathcal{X}: k(x, \cdot) \in \mathcal{H};$
- (ii) $\forall f \in \mathcal{H}, \forall x \in \mathcal{X}: \langle f, k(x, \cdot) \rangle_{\mathcal{H}} = f(x).$

Moreover, we call k a reproducing kernel of \mathcal{H} .

It can be shown that for any positive semi-definite kernel k there exists an RKHS with reproducing kernel k . Given any positive semi-definite kernel, we can therefore construct and use the corresponding RKHS. A commonly used positive semi-definite kernel on \mathbb{R}^m is the Gaussian kernel, defined for all $x, y \in \mathbb{R}^m$ by

$$k(x, y) = \exp \left(-\frac{\|x - y\|_{\mathbb{R}^m}^2}{2\sigma^2} \right). \quad (2.1)$$

One of the strengths of RKHS is that they can be used for embedding complicated objects in order to use the Hilbert space structure to analyze them. Being able to express inner products as function evaluations via the reproducing property additionally simplifies computation within an RKHS. In this paper, we use such an embedding technique to analyze probability distributions. To this end, we use the Bochner integral to define an embedding of $\mathcal{M}(\mathcal{X}) := \{\mu \mid \mu \text{ is a finite Borel measure on } \mathcal{X}\}$ into an RKHS.

Definition 2.2 (mean embedding function)

Let \mathcal{X} be a separable metric space, let k be a continuous bounded positive semi-definite kernel and let \mathcal{H} be the RKHS with reproducing kernel k . Then, the function $\Pi : \mathcal{M}(\mathcal{X}) \rightarrow \mathcal{H}$ satisfying for all $\mu \in \mathcal{M}(\mathcal{X})$ that

$$\Pi(\mu) = \int_{\mathcal{X}} k(x, \cdot) \mu(dx).$$

is called the mean embedding (associated to k).

In order to infer that two distributions are equal given that their embeddings coincide, it is necessary that the mean embedding is injective. A kernel is called characteristic if the mean embedding Π is injective (see Fukumizu et al., 2007). The Gaussian kernel (2.1) on \mathbb{R}^m , for example, is characteristic (e.g. Sriperumbudur et al., 2008, Theorem 7).

2.2 Definition of dHSIC and independence property

Our goal is to develop a non-parametric hypothesis test to determine whether the components of a random vector $\mathbf{X} = (X^1, \dots, X^d)$ are mutually independent, based on n iid observations $\mathbf{X}_1, \dots, \mathbf{X}_n$ of the vector \mathbf{X} . The variables X^1, \dots, X^d are mutually independent if and only if

$$\mathbb{P}^{X^1} \otimes \dots \otimes \mathbb{P}^{X^d} = \mathbb{P}^{(X^1, \dots, X^d)}.$$

The central idea is to embed both $\mathbb{P}^{X^1} \otimes \dots \otimes \mathbb{P}^{X^d}$ and $\mathbb{P}^{(X^1, \dots, X^d)}$ into an appropriate RKHS and then check whether the embedded elements are equal. To keep an overview of all our assumptions, we summarize the setting used throughout the rest of this work.

Setting 1 (dHSIC)

For all $j \in \{1, \dots, d\}$, let \mathcal{X}^j be a separable metric space and denote by $\mathcal{X} = \mathcal{X}^1 \times \dots \times \mathcal{X}^d$ the product space. Let $(\Omega, \mathcal{F}, \mathbb{P})$ be a probability space and for every $j \in \{1, \dots, d\}$, let $X^j : \Omega \rightarrow \mathcal{X}^j$ be a random variable with law \mathbb{P}^{X^j} . Let $(\mathbf{X}_i)_{i \in \mathbb{N}}$ be a sequence of iid copies of $\mathbf{X} = (X^1, \dots, X^d)$. For $j \in \{1, \dots, d\}$, let $k^j : \mathcal{X}^j \times \mathcal{X}^j \rightarrow \mathbb{R}$ be a continuous, bounded, positive semi-definite kernel on \mathcal{X}^j and denote by \mathcal{H}^j the corresponding RKHS. Moreover, assume that the tensor product of the kernels k^j denoted by $\mathbf{k} = k^1 \otimes \dots \otimes k^d$ is characteristic³ and let $\mathcal{H} = \mathcal{H}^1 \otimes \dots \otimes \mathcal{H}^d$ be the (projective) tensor product of the RKHSs \mathcal{H}^j . Let $\Pi : \mathcal{M}(\mathcal{X}) \rightarrow \mathcal{H}$ be the mean embedding function associated to \mathbf{k} .

It is straightforward to show that this setting ensures that \mathcal{H} is an RKHS with reproducing kernel \mathbf{k} , that \mathbf{k} is continuous and bounded, that \mathcal{H} is separable and only contains continuous functions, and that Π is injective. Using this setting we can extend the Hilbert-Schmidt independence criterion (HSIC) from two variables as described by Gretton et al. (2007) to the case of d variables. The extension is based on the HSIC characterization via the mean embedding described by Smola et al. (2007).

Definition 2.3 (dHSIC)

Assume Setting 1. Then, define the statistical functional

$$\text{dHSIC} \left(\mathbb{P}^{(X^1, \dots, X^d)} \right) := \left\| \Pi \left(\mathbb{P}^{X^1} \otimes \dots \otimes \mathbb{P}^{X^d} \right) - \Pi \left(\mathbb{P}^{(X^1, \dots, X^d)} \right) \right\|_{\mathcal{H}}^2$$

and call it the d -variable Hilbert-Schmidt independence criterion (dHSIC).

³Gretton (2015) claims that this can be weakened to simply assuming that the individual kernels are characteristic.

Therefore, dHSIC is the distance between the joint measure and the product measure after embedding them into an RKHS. Since the mean embedding Π is injective we get the following relation between dHSIC and joint independence.

Proposition 2.4 (independence property of dHSIC)

Assume Setting 1. Then it holds that

$$\text{dHSIC}(\mathbb{P}^{(X^1, \dots, X^d)}) = 0 \iff \mathbb{P}^{X^1} \otimes \dots \otimes \mathbb{P}^{X^d} = \mathbb{P}^{(X^1, \dots, X^d)}.$$

Proof This statement follows from the definiteness of the norm and the fact that Π is injective. \square

This proposition implies that we can use dHSIC as a measure of joint dependence between variables. In order to make dHSIC accessible for calculations, we express it in terms of the individual kernels k^1, \dots, k^d . This expansion will be the basis of the estimator defined in Section 2.3.

Proposition 2.5 (expansion of dHSIC)

Assume Setting 1. Then it holds that

$$\text{dHSIC} = \mathbb{E} \left(\prod_{j=1}^d k^j(X_1^j, X_2^j) \right) + \mathbb{E} \left(\prod_{j=1}^d k^j(X_{2j-1}^j, X_{2j}^j) \right) - 2\mathbb{E} \left(\prod_{j=1}^d k^j(X_1^j, X_{j+1}^j) \right)$$

A proof is given in Appendix D.6.

2.3 Estimating dHSIC

Our estimator will be constructed using several V-statistics. We therefore start by summarizing a few well-known definitions and the most important results from the theory of V-statistics. Readers familiar with these topics may skip directly to Definition 2.6.

Let $n \in \mathbb{N}$, $q \in \{1, \dots, n\}$, let \mathcal{X} be a metric space, $(\Omega, \mathcal{F}, \mathbb{P})$ a probability space, $X : \Omega \rightarrow \mathcal{X}$ a random variable with law \mathbb{P}^X and let $(X_i)_{i \in \mathbb{N}}$ be a sequence of iid copies of X , i.e., $(X_i)_{i \in \mathbb{N}} \stackrel{\text{iid}}{\sim} \mathbb{P}^X$. Furthermore, define $\mathbf{M}_q(n) := \{1, \dots, n\}^q$ as the q -fold Cartesian product of the set $\{1, \dots, n\}$. Moreover, consider a measurable and symmetric (i.e., invariant under any permutation of its input arguments) function $g : \mathcal{X}^q \rightarrow \mathbb{R}$, which we denote as core function. The V-statistic

$$V_n(g) := \frac{1}{n^q} \sum_{\mathbf{M}_q(n)} g(X_{i_1}, \dots, X_{i_q}) \quad (2.2)$$

estimates the statistical functional

$$\theta_g := \theta_g(\mathbb{P}^X) := \mathbb{E}(g(X_1, \dots, X_q)).$$

As opposed to U-statistics, defined in (C.1) in Appendix C, V-statistics are usually biased. In this work, we nevertheless consider a V-statistic because it can be computed much faster than the corresponding U-statistic; this is in particular the case if $q > 2$. While U-statistics have been extensively studied (e.g. Serfling, 1980), results for V-statistics are often restricted to $q = 2$. Since for dHSIC we use V-statistics with $q = 2d$ (see Lemma 2.7), we need more general results that are derived in Appendix C.

The following notation appears throughout the paper in the context of V-statistics and is also common in the theory of U-statistics, see Serfling (1980, Section 5.1.5). Given the core function $g : \mathcal{X}^q \rightarrow \mathbb{R}$ we define for every $c \in \{1, \dots, q-1\}$ the function $g_c : \mathcal{X}^c \rightarrow \mathbb{R}$ by

$$g_c(x_1, \dots, x_c) := \mathbb{E}(g(x_1, \dots, x_c, X_{c+1}, \dots, X_q))$$

and $g_q \equiv g$. Then, g_c is again a symmetric core function such that for every $c \in \{1, \dots, q-1\}$, we have

$$\mathbb{E}(g_c(X_1, \dots, X_c)) = \mathbb{E}(g(X_1, \dots, X_q)) = \theta_g.$$

Further define $\tilde{g} \equiv g - \theta_g$ and for all $c \in \{1, \dots, q\}$ define $\tilde{g}_c \equiv g_c - \theta_g$ to be the centered versions of the core functions. Moreover, define for every $c \in \{1, \dots, q\}$,

$$\xi_c := \text{Var}(g_c(X_1, \dots, X_c)) = \mathbb{E}(\tilde{g}_c(X_1, \dots, X_c)^2). \quad (2.3)$$

We sometimes write $\xi_c(g)$ to make clear which core function we are talking about.

We define an estimator for dHSIC by estimating each of the expectation terms in Proposition 2.5 by a V-statistic.

Definition 2.6 ($\widehat{\text{dHSIC}}$)

Assume Setting 1. For all $(\mathbf{x}_1, \dots, \mathbf{x}_n) \in \mathcal{X}^n$ define the estimator $\widehat{\text{dHSIC}} = (\widehat{\text{dHSIC}}_n)_{n \in \mathbb{N}}$ as

$$\begin{aligned} \widehat{\text{dHSIC}}_n(\mathbf{x}_1, \dots, \mathbf{x}_n) &:= \frac{1}{n^2} \sum_{\mathbf{M}_{2(n)}} \prod_{j=1}^d k^j(x_{i_1}^j, x_{i_2}^j) + \frac{1}{n^{2d}} \sum_{\mathbf{M}_{2d(n)}} \prod_{j=1}^d k^j(x_{i_{2j-1}}^j, x_{i_{2j}}^j) \\ &\quad - \frac{2}{n^{d+1}} \sum_{\mathbf{M}_{d+1(n)}} \prod_{j=1}^d k^j(x_{i_1}^j, x_{i_{j+1}}^j). \end{aligned}$$

if $n \in \{2d, 2d+1, \dots\}$ and as $\widehat{\text{dHSIC}}_n(\mathbf{x}_1, \dots, \mathbf{x}_n) := 0$ if $n \in \{1, \dots, 2d-1\}$.

Whenever it is clear from the context, we drop the functional arguments and just write $\widehat{\text{dHSIC}}_n$ instead of $\widehat{\text{dHSIC}}_n(\mathbf{X}_1, \dots, \mathbf{X}_n)$. In order to make this estimator more accessible for analysis we can express it as a V-estimator with a single core function. To this end, define $h : \mathcal{X}^{2d} \rightarrow \mathbb{R}$ to be the function satisfying for all $\mathbf{z}_1, \dots, \mathbf{z}_{2d} \in \mathcal{X}$ that

$$\begin{aligned} h(\mathbf{z}_1, \dots, \mathbf{z}_{2d}) &= \frac{1}{(2d)!} \sum_{\pi \in S_{2d}} \left[\prod_{j=1}^d k^j(z_{\pi(1)}^j, z_{\pi(2)}^j) + \prod_{j=1}^d k^j(z_{\pi(2j-1)}^j, z_{\pi(2j)}^j) \right. \\ &\quad \left. - 2 \prod_{j=1}^d k^j(z_{\pi(1)}^j, z_{\pi(j+1)}^j) \right], \end{aligned} \quad (2.4)$$

where S_{2d} is the set of permutations on $\{1, \dots, 2d\}$. The following proposition shows that $\widehat{\text{dHSIC}}$ is a V-statistic with core function h .

Lemma 2.7 (properties of the core function h)

Assume Setting 1. It holds that the function h defined in (2.4) is symmetric, continuous, and there exists $C > 0$ such that for all $\mathbf{z}_1, \dots, \mathbf{z}_{2d} \in \mathcal{X}$ we have $|h(\mathbf{z}_1, \dots, \mathbf{z}_{2d})| < C$. Moreover, $V_n(h) = \widehat{\text{dHSIC}}_n$, see (2.2), and $\theta_h = \mathbb{E}(h(\mathbf{X}_1, \dots, \mathbf{X}_{2d})) = \text{dHSIC}$.

A proof is given in Appendix D.7.

2.4 Characteristic function framework

Kankainen (1995) considers a characteristic function based mutual independence test. She considers a weighted integral over the difference between the characteristic functions of the joint and the product distribution. For a weight function g , the resulting empirical test statistic (Kankainen, 1995, p.25) is given by

$$\begin{aligned} T_n(\mathbf{x}_1, \dots, \mathbf{x}_n) &:= n \cdot \left[\frac{1}{n^2} \sum_{i_1, i_2} \prod_{j=1}^d \int_{\mathbb{R}} e^{it^j(x_{i_1}^j - x_{i_2}^j)} g_j(t^j) dt^j + \frac{1}{n^{2d}} \prod_{j=1}^d \sum_{i_1, i_2} \int_{\mathbb{R}} e^{it^j(x_{i_1}^j - x_{i_2}^j)} g_j(t^j) dt^j \right. \\ &\quad \left. - \frac{2}{n^{d+1}} \sum_{i_1} \prod_{j=1}^d \sum_{i_2} \int_{\mathbb{R}} e^{it^j(x_{i_1}^j - x_{i_2}^j)} g_j(t^j) dt^j \right]. \end{aligned}$$

The characteristic function framework is contained in the dHSIC framework as a special case. We recover our dHSIC test statistic by choosing

$$\mathbf{k}(\mathbf{x}, \mathbf{y}) = \prod_{j=1}^d \int_{\mathbb{R}} e^{it^j(x^j - y^j)} g_j(t^j) dt^j. \quad (2.5)$$

The choice of this kernel is justified by Bochner's theorem (e.g. Unser and Tafti, 2014, Theorem B.1).

Bochner's Theorem *Let f be a bounded continuous function on \mathbb{R}^d . Then, f is positive semi-definite if and only if it is the (conjugate) Fourier transform of a nonnegative and finite Borel measure μ , i.e.*

$$f(\mathbf{x}) = \int_{\mathbb{R}^d} e^{i\langle \mathbf{x}, \mathbf{t} \rangle} \mu(d\mathbf{t}).$$

Given the characteristic function framework with a weight function g satisfying the properties 1. to 5. in Kankainen (1995, p. 25) it holds that the measure $\mu_g(\mathbf{B}) := \int_{\mathbf{B}} \prod_{j=1}^d g_j(t^j) dt^j$ is a nonnegative finite Borel measure on \mathbb{R}^d and hence \mathbf{k} defined as in (2.5) is a positive semi-definite kernel. The setting given in Kankainen (1995) is thus entirely contained within our dHSIC framework.

Furthermore, the dHSIC framework is strictly more general. To see this, let \mathbf{k} be a continuous bounded stationary positive semi-definite kernel on \mathbb{R}^d . Then, by stationarity there exists a continuous bounded function f on \mathbb{R}^d such that $\mathbf{k}(\mathbf{x}, \mathbf{y}) = f(\mathbf{x} - \mathbf{y})$ and hence by Bochner's theorem there exists a measure $\mu \in \mathcal{M}(\mathbb{R}^d)$ such that

$$\mathbf{k}(\mathbf{x}, \mathbf{y}) = \int_{\mathbb{R}^d} e^{i\langle \mathbf{x} - \mathbf{y}, \mathbf{t} \rangle} \mu(d\mathbf{t}).$$

This is, however, still more general than the setting in Kankainen (1995) as there it is additionally assumed that the measure μ is absolutely continuous with a density g satisfying properties 1. to 5. which in particular requires that g is a simple product, i.e. $g(t) = \prod_{j=1}^d g_j(t^j)$ and that the components g_j are even. Both of these conditions are essential to the proofs given in Kankainen (1995). Therefore the results from the characteristic function framework in Kankainen (1995) cannot be transferred to our more general dHSIC setting. Also note that the characteristic function framework is restricted to real-valued domains, while kernels are more flexible, e.g. kernels on graphs or strings (see Gretton et al., 2007).

3 Statistical tests for joint independence

Assume Setting 1 and denote by $\mathcal{P}(\mathcal{X})$ the space of Borel probability measures. In this section we derive three statistical hypothesis tests for the null hypothesis

$$H_0 := \left\{ \mu \in \mathcal{P}(\mathcal{X}) \mid \mathbf{X} \sim \mu = \mathbb{P}^{\mathbf{X}}, \mathbb{P}^{\mathbf{X}} = \mathbb{P}^{X^1} \otimes \dots \otimes \mathbb{P}^{X^d} \right\} \quad (3.1)$$

against the alternative

$$H_A := \left\{ \mu \in \mathcal{P}(\mathcal{X}) \mid \mathbf{X} \sim \mu = \mathbb{P}^{\mathbf{X}}, \mathbb{P}^{\mathbf{X}} \neq \mathbb{P}^{X^1} \otimes \dots \otimes \mathbb{P}^{X^d} \right\}. \quad (3.2)$$

Based on the asymptotic behavior given in Theorem 3.1, we consider $n \cdot \widehat{\text{dHSIC}}_n$ as test statistic and define a decision rule $\varphi = (\varphi_n)_{n \in \mathbb{N}}$ encoding rejection of H_0 if $\varphi_n = 1$ and no rejection of H_0 if $\varphi_n = 0$. For all $n \in \{1, \dots, 2d-1\}$ we define $\varphi_n := 0$ and for all $n \in \{2d, 2d+1, \dots\}$ and for all $(\mathbf{x}_1, \dots, \mathbf{x}_n) \in \mathcal{X}^n$ we set

$$\varphi_n(\mathbf{x}_1, \dots, \mathbf{x}_n) := \mathbb{1}_{\{n \cdot \widehat{\text{dHSIC}}_n(\mathbf{x}_1, \dots, \mathbf{x}_n) > c_n(\mathbf{x}_1, \dots, \mathbf{x}_n)\}} \quad (3.3)$$

where the threshold $c = (c_n)_{n \in \mathbb{N}}$ remains to be chosen. Ideally, for fixed $\alpha \in (0, 1)$ the hypothesis test should have (valid) level α , i.e. for every $\mu = \mathbb{P}^{\mathbf{X}} \in H_0$ and all n , $\mathbb{P}(\varphi_n(\mathbf{X}_1, \dots, \mathbf{X}_n) = 1) \leq \alpha$, where $\mathbf{X}_1, \mathbf{X}_2, \dots \stackrel{\text{iid}}{\sim} \mathbb{P}^{\mathbf{X}} \in H_0$. A weaker condition states that the test respects the level in the large sample limit, i.e. for every $\mu = \mathbb{P}^{\mathbf{X}} \in H_0$,

$$\limsup_{n \rightarrow \infty} \mathbb{P}(\varphi_n(\mathbf{X}_1, \dots, \mathbf{X}_n) = 1) \leq \alpha, \quad (3.4)$$

where $\mathbf{X}_1, \mathbf{X}_2, \dots \stackrel{\text{iid}}{\sim} \mathbb{P}^{\mathbf{X}} \in H_0$. Such a test is said to have pointwise asymptotic level. Additionally, the test is called pointwise consistent if for all fixed $\mathbb{P}^{\mathbf{X}} \in H_A$ it holds that

$$\lim_{n \rightarrow \infty} \mathbb{P}(\varphi_n(\mathbf{X}_1, \dots, \mathbf{X}_n) = 1) = 1, \quad (3.5)$$

where $\mathbf{X}_1, \mathbf{X}_2, \dots \stackrel{\text{iid}}{\sim} (\text{fixed}) \mathbb{P}^{\mathbf{X}} \in H_A$. The following table summarizes the properties that our three tests satisfy.

Hypothesis test	consistency	level	speed
Permutation ¹	unknown (Rem. 3.6)	valid (Prop. 3.5)	slow
Bootstrap ¹	pointwise (Thm. 3.9)	pointwise asymptotic (Thm. 3.8)	slow
Gamma approximation	no guarantee	no guarantee	fast

In Section 3.1 we consider some of the asymptotic properties of the test statistic $n \cdot \widehat{\text{dHSIC}}_n$. In particular, we show the existence of an asymptotic distribution under H_0 . We then construct three hypothesis tests of the form (3.3). The first two are a permutation test and a bootstrap test which are discussed in Section 3.2. Both tests are based on resampling and hence do not rely on an explicit knowledge of the asymptotic distribution under H_0 . In Section 3.3 we consider a third test which is based on an approximation of the asymptotic distribution under H_0 using a Gamma distribution.

3.1 Asymptotic behavior of the test statistic

We first determine the asymptotic distribution of $n \cdot \widehat{\text{dHSIC}}_n$ under H_0 , extending Gretton et al. (2007, Theorem 2) from HSIC to dHSIC.

Theorem 3.1 (asymptotic distribution of $n \cdot \widehat{\text{dHSIC}}_n$ under H_0)

Assume Setting 1. Let $(Z_i)_{i \in \mathbb{N}}$ be a sequence of independent standard normal random variables on \mathbb{R} , let⁴ $T_{h_2} \in L(L^2(\mathbb{P}^{(X^1, \dots, X^d)}, |\cdot|_{\mathbb{R}}))$ be such that for all $f \in L^2(\mathbb{P}^{(X^1, \dots, X^d)}, |\cdot|_{\mathbb{R}})$ and for all $\mathbf{x} \in \mathcal{X}$ it holds that

$$(T_{h_2}(f))(\mathbf{x}) = \int_{\mathcal{X}} h_2(\mathbf{x}, \mathbf{y}) f(\mathbf{y}) \mathbb{P}^{(X^1, \dots, X^d)}(d\mathbf{y}).$$

Denote by $(\lambda_i)_{i \in \mathbb{N}}$ the eigenvalues of T_{h_2} . Then under H_0 it holds that

$$\xi_2(h) > 0 \quad \text{and} \quad n \cdot \widehat{\text{dHSIC}}_n \xrightarrow{d} \binom{2d}{2} \sum_{i=1}^{\infty} \lambda_i Z_i^2 \quad \text{as } n \rightarrow \infty.$$

¹For implementation purposes one can use the Monte-Carlo approximation. This leads to a reasonably fast implementation, while conserving the (asymptotic) level and consistency results. Further details are given in Section 4.2

⁴Given a measure space $(\Omega, \mathcal{F}, \mu)$ the space $\mathcal{L}^r(\mu, |\cdot|_{\mathbb{R}})$ consists of all measurable functions $f : \Omega \rightarrow \mathbb{R}$ such that $\int_{\Omega} |f(\omega)|^r \mu(d\omega) < \infty$. The corresponding space of equivalence classes of such functions is denoted by $L^r(\mu, |\cdot|_{\mathbb{R}})$. Moreover, we denote the space of all linear bounded operators from a Banach space \mathcal{B} onto itself by $L(\mathcal{B})$.

The proof of this result relies on the asymptotic distribution of degenerate V-statistics (see Theorem C.9). In order to show that the degenerate setting applies we need to prove that under H_0 it holds that $\xi_1(h) = 0$ and $\xi_2(h) > 0$. The latter statement is of interest in itself and has been for example implicitly assumed in Gretton et al. (2007, Theorem 2). But while $\xi_1(h) = 0$ follows more or less directly from the independence assumption under H_0 (see Lemma D.9), the condition $\xi_2(h) > 0$ is difficult to verify directly due to the complicated form of the core function h . We therefore circumvent direct verification by using empirical process theory to prove that the asymptotic distribution of $n \cdot \widehat{\text{dHSIC}}_n$ has certain continuity properties (see Theorem D.3) that are not satisfied by the asymptotic distribution resulting from the theory of V-statistics if both $\xi_1(h)$ and $\xi_2(h)$ were zero. A full proof is given in Appendix D.2.

Remark 3.2 (estimation of eigenvalues) *It is possible to construct a test that estimates the eigenvalues of the integral operator in Theorem 3.1 by first estimating the eigenvalues of the Gram matrix corresponding to h_2 and then computing the asymptotic distribution using a bootstrap procedure, see Gretton et al. (2009). Given knowledge of the exact form of h_2 and under the assumption that h_2 is positive definite (can be shown for $d = 2$, unknown for $d > 2$) one can prove consistency, see Pfister (2016). However, since h_2 is a complicated function (see Lemma D.8) depending on the unknown distribution $\mathbb{P}^{\mathbf{X}}$ (as opposed to Gretton et al. (2009)) one has to estimate h_2 , which means one would have to additionally account for that approximation. In simulations, the eigenvalue estimation generally performed worse than the Gamma approximation in almost all our experiments. We have therefore decided not to include this approach in the paper. There is, however, an implementation in the `dHSIC` R-package.*

The following theorem is an important result required to establish consistency (of the bootstrap test), stating that $n \cdot \widehat{\text{dHSIC}}_n$ diverges under H_A .

Theorem 3.3 (asymptotic distribution of $n \cdot \widehat{\text{dHSIC}}_n$ under H_A)

Assume Setting 1. Then under H_A it holds for all $t \in \mathbb{R}$ that

$$\lim_{n \rightarrow \infty} \mathbb{P} \left(n \cdot \widehat{\text{dHSIC}}_n \leq t \right) = 0.$$

A proof is given in Appendix D.2.

3.2 Resampling tests

We first introduce the notation of a general resampling scheme which encompasses a permutation and bootstrap method which we will use later. For every function $\psi = (\psi^1, \dots, \psi^d)$ such that for all $i \in \{1, \dots, d\}$ it holds that $\psi^i : \{1, \dots, n\} \rightarrow \{1, \dots, n\}$, define the function $g_{n,\psi} : \mathcal{X}^n \rightarrow \mathcal{X}^n$

$$g_{n,\psi}(\mathbf{x}_1, \dots, \mathbf{x}_n) := \left(\mathbf{x}_{n,1}^\psi, \dots, \mathbf{x}_{n,n}^\psi \right), \quad (\mathbf{x}_1, \dots, \mathbf{x}_n) \in \mathcal{X}^n, \quad (3.6)$$

where $\mathbf{x}_{n,i}^\psi := \left(x_{\psi^1(i)}^1, \dots, x_{\psi^d(i)}^d \right)$. The diagram (3.7) illustrates the mapping $g_{n,\psi}$.

$$\begin{array}{c|ccc} \mathbf{x}_1 & x_1^1 & \cdots & x_1^d \\ \vdots & \vdots & & \vdots \\ \mathbf{x}_n & x_n^1 & \cdots & x_n^d \end{array} \xrightarrow{g_{n,\psi}} \begin{array}{c|ccc} \mathbf{x}_{n,1}^\psi & x_{\psi^1(1)}^1 & \cdots & x_{\psi^d(1)}^d \\ \vdots & \vdots & & \vdots \\ \mathbf{x}_{n,n}^\psi & x_{\psi^1(n)}^1 & \cdots & x_{\psi^d(n)}^d \end{array} \quad (3.7)$$

Define

$$B_n := \{ \psi : \{1, \dots, n\} \rightarrow \{1, \dots, n\} \mid \psi \text{ is a function} \}, \quad (3.8)$$

then for a subset $A_n \subseteq B_n^d$ we call the family of functions

$$g := (g_{n,\psi})_{\psi \in A_n} \quad (3.9)$$

a resampling method. In the following two sections we formulate the bootstrap and permutation tests in terms of this resampling method.

3.2.1 Permutation test

The permutation test is based on the resampling (3.9) with $A_n = (S_n)^d$, where S_n is the set of permutations on $\{1, \dots, n\}$. More precisely, we have the following definition.

Definition 3.4 (permutation test for dHSIC)

Assume Setting 1 and $\alpha \in (0, 1)$. For all $\psi \in (S_n)^d$, let $g_{n,\psi}$ be defined as in (3.6). Moreover, for $n \in \{2d, 2d+1, \dots\}$, let $\hat{R}_n : \mathcal{X}^n \times \mathbb{R} \rightarrow [0, 1]$ be the resampling distribution functions defined for all $t \in \mathbb{R}$ by

$$\hat{R}_n(\mathbf{x}_1, \dots, \mathbf{x}_n)(t) := \frac{1}{(n!)^d} \sum_{\psi \in (S_n)^d} \mathbb{1}_{\{n \cdot \widehat{\text{dHSIC}}_n(g_{n,\psi}(\mathbf{x}_1, \dots, \mathbf{x}_n)) \leq t\}}. \quad (3.10)$$

Then the α -permutation test for dHSIC is defined by $\varphi_n := 0$ for $n \in \{1, \dots, 2d-1\}$, and for $n \in \{2d, 2d+1, \dots\}$ by

$$\varphi_n(\mathbf{x}_1, \dots, \mathbf{x}_n) := \mathbb{1}_{\{n \cdot \widehat{\text{dHSIC}}_n(\mathbf{x}_1, \dots, \mathbf{x}_n) > (\hat{R}_n(\mathbf{x}_1, \dots, \mathbf{x}_n))^{-1}(1-\alpha)\}}.$$

Given that the resampling method has a group structure and additionally satisfies for all \mathbf{X} with $\mathbb{P}^{\mathbf{X}} \in H_0$ that

$$g_{n,\psi}(\mathbf{X}_1, \dots, \mathbf{X}_n) \text{ is equal in distribution to } (\mathbf{X}_1, \dots, \mathbf{X}_n),$$

where $\mathbf{X}_1, \mathbf{X}_2, \dots \stackrel{\text{iid}}{\sim} \mathbb{P}^{\mathbf{X}}$, it can be shown that tests of this form have valid level. For the permutation test for dHSIC both these properties are satisfied, hence it has valid level.

Proposition 3.5 (permutation test for dHSIC has valid level)

Assume Setting 1 and let H_0 and H_A be defined as in (3.1) and (3.2). Then for all $\alpha \in (0, 1)$ the α -permutation test for dHSIC has valid level α when testing H_0 against H_A .

A proof is given in Appendix D.3. It is important to note that the level property from Proposition 3.5 is for the finite sample setting and does not depend on the asymptotic behavior of the test statistics.

The size of the set $(S_n)^d$ is given by $(n!)^d$, therefore computing (3.10) quickly becomes infeasible. For implementation purposes we generally use a Monte-Carlo approximated version, and the details are given in Section 4.2. Surprisingly, it can be shown that whenever the probability distribution $\mathbb{P}^{\mathbf{X}}$ is continuous, the Monte-Carlo approximated permutation test also has valid level, see Proposition B.4 and the comments thereafter.

Remark 3.6 (pointwise consistency of the permutation test) *Given the similarity between bootstrap and permutation tests, it seems likely that the permutation test for dHSIC is consistent, too. The proof of Theorem 3.9, however, cannot be easily extended. A more promising approach would be to proceed similarly to Romano (1989), as the test statistics considered there are closely related to dHSIC, see (5.1) and (D.2). The essential idea there is to use the theory of empirical processes (see Appendix D.1) to prove the assumptions of Lehmann and Romano (2005, Theorem 15.2.3). Unfortunately, we were not able to extend the results in Romano (1989) from VC-classes of sets to the required classes of functions. While many results extend more or less directly (see Appendix D.1), the difficulties lie in proving a similar representation for S_n as the one given in the display of Romano (1989, proof of Proposition 3.1), as well as a result similar to Romano (1989, Lemma 5.1). As a side remark, extending the empirical process approach given in Romano (1988) to give an alternative proof of Theorem 3.9 would require a uniform Donsker-property for the unit ball of the RKHS.*

3.2.2 Bootstrap test

The bootstrap test is based on the resampling (3.9) with $A_n = B_n^d$.

Definition 3.7 (bootstrap test for dHSIC)

Assume Setting 1 and $\alpha \in (0, 1)$. For all $\psi \in B_n^d$ let the function $g_{n,\psi}$ be defined as in (3.6). Moreover, for $n \in \{2d, 2d+1, \dots\}$, let $\widehat{R}_n : \mathcal{X}^n \times \mathbb{R} \rightarrow [0, 1]$ be the resampling distribution functions defined for all $t \in \mathbb{R}$ by

$$\widehat{R}_n(\mathbf{x}_1, \dots, \mathbf{x}_n)(t) := \frac{1}{n^{nd}} \sum_{\psi \in B_n^d} \mathbb{1}_{\{n \cdot \widehat{\text{dHSIC}}_n(g_{n,\psi}(\mathbf{x}_1, \dots, \mathbf{x}_n)) \leq t\}}.$$

Then the α -bootstrap test for dHSIC is defined by $\varphi_n := 0$ for all $n \in \{1, \dots, 2d-1\}$, and for $n \in \{2d, 2d+1, \dots\}$ by

$$\varphi_n(\mathbf{x}_1, \dots, \mathbf{x}_n) := \mathbb{1}_{\{n \cdot \widehat{\text{dHSIC}}_n(\mathbf{x}_1, \dots, \mathbf{x}_n) > (\widehat{R}_n(\mathbf{x}_1, \dots, \mathbf{x}_n))^{-1(1-\alpha)}\}}.$$

Unlike for the permutation test, the bootstrap resampling method no longer exhibits a group. We can therefore not expect the bootstrap test to have valid level. However, it is possible to show that it has pointwise asymptotic level and even pointwise consistency. The reason this can be done is that the resampling method in the bootstrap test is connected to the empirical product distribution $\widehat{\mathbb{P}}_n^{X^1} \otimes \dots \otimes \widehat{\mathbb{P}}_n^{X^d}$. The following theorem proves that the bootstrap test for dHSIC has pointwise asymptotic level.

Theorem 3.8 (bootstrap test for dHSIC has pointwise asymptotic level)

Assume Setting 1 and let H_0 and H_A be defined as in (3.1) and (3.2). Then for all $\alpha \in (0, 1)$ the α -bootstrap test for dHSIC has pointwise asymptotic level α when testing H_0 against H_A .

A proof is given in Appendix D.4. We now establish that the bootstrap test for dHSIC is consistent.

Theorem 3.9 (consistency of the bootstrap test for dHSIC)

Assume Setting 1 and let H_0 and H_A be defined as in (3.1) and (3.2). Then for all $\alpha \in (0, 1)$ the α -bootstrap test is pointwise consistent when testing H_0 against H_A .

A proof is given in Appendix D.4. Similarly as for the permutation test, the size of the set $(B_n)^d$ is n^{nd} which grows quickly. Again, we may use a Monte-Carlo approximated version, see Section 4.2.

In Chwialkowski et al. (2014) a similar consistency analysis has been performed for a wild bootstrap approach on time series.

3.3 Gamma approximation

We showed in Theorem 3.1 that the asymptotic distribution of $n \cdot \widehat{\text{dHSIC}}_n$ equals

$$\binom{2d}{2} \sum_{i=1}^{\infty} \lambda_i Z_i^2. \quad (3.11)$$

The essential idea behind the Gamma approximation (see also Kankainen, 1995; Gretton et al., 2005) is that a distribution of the form $\sum_{i=1}^{\infty} \lambda_i Z_i^2$ can be approximated fairly well by a Gamma distribution with matched first and second moments (see Satterthwaite, 1946, for basic empirical evidence). The intuition is that the Gamma distribution would be correct if the sequence of eigenvalues λ_i from the integral operator contains only a finite number of non-zero values, which implies that it is a good approximation as long as the sequence of λ_i decays fast enough. This has, however, only been shown empirically and no guarantees in the large sample limit are available. In fact, it is rather unlikely such guarantees even exist as it is not hard to find choices of λ_i for which (3.11) is not a Gamma distribution. It is not as simple, however, to show that such values of λ_i can actually occur as solutions of the defining integral equation. Nevertheless, the approximation seems to work well for small d , see Section 5, and the test can be computed much faster than the other approaches.

The Gamma distribution with parameters α and β is denoted by $\text{Gamma}(\alpha, \beta)$ and corresponds to the distribution with density $f(x) = x^{\alpha-1} e^{-x/\beta} / (\beta^\alpha \Gamma(\alpha))$, where $\Gamma(t) = \int_0^\infty x^{t-1} e^{-x} dx$ is the

Gamma function. The first two moments of the $\text{Gamma}(\alpha, \beta)$ -distributed random variable Y are given by $\mathbb{E}(Y) = \alpha\beta$ and $\text{Var}(Y) = \alpha\beta^2$. In order to match the first two moments we define for $\mathbf{X}_1, \mathbf{X}_2, \dots \stackrel{\text{iid}}{\sim} \mathbb{P}^{\mathbf{X}} \in H_0$ the two parameters

$$\alpha_n(\mathbb{P}^{\mathbf{X}}) := \frac{\left(\mathbb{E}\left(\widehat{\text{dHSIC}}_n\right)\right)^2}{\text{Var}\left(\widehat{\text{dHSIC}}_n\right)} \quad \text{and} \quad \beta_n(\mathbb{P}^{\mathbf{X}}) := \frac{n \text{Var}\left(\widehat{\text{dHSIC}}_n\right)}{\mathbb{E}\left(\widehat{\text{dHSIC}}_n\right)}.$$

Then we use the approximation

$$n \cdot \widehat{\text{dHSIC}}_n(\mathbf{X}_1, \dots, \mathbf{X}_n) \sim \text{Gamma}\left(\alpha_n(\mathbb{P}^{\mathbf{X}}), \beta_n(\mathbb{P}^{\mathbf{X}})\right). \quad (3.12)$$

The following two propositions give expansions of the involved moments in terms of the kernel.

Proposition 3.10 (mean of $\widehat{\text{dHSIC}}$)

Assume Setting 1. Then under H_0 it holds that, as $n \rightarrow \infty$,

$$\mathbb{E}\left(\widehat{\text{dHSIC}}_n\right) = \frac{1}{n} - \frac{1}{n} \sum_{r=1}^d \prod_{j \neq r} \mathbb{E}\left(k^j(X_1^j, X_2^j)\right) + \frac{d-1}{n} \prod_{j=1}^d \mathbb{E}\left(k^j(X_1^j, X_2^j)\right) + \mathcal{O}(n^{-2}).$$

A proof is given in Appendix D.5.

Proposition 3.11 (variance of $\widehat{\text{dHSIC}}$)

Assume Setting 1. Then under H_0 it holds that,

$$\begin{aligned} \text{Var}\left(\widehat{\text{dHSIC}}_n\right) = & 2 \frac{(n-2d)!}{n!} \frac{(n-2d)!}{(n-4d+2)!} \left[\prod_{j=1}^d e_1(j) + (d-1)^2 \prod_{j=1}^d e_0(j)^2 + 2(d-1) \prod_{j=1}^d e_2(j) \right. \\ & + \sum_{j=1}^d e_1(j) \prod_{r \neq j} e_0(r)^2 - 2 \sum_{j=1}^d e_1(j) \prod_{r \neq j} e_2(r) - 2(d-1) \sum_{j=1}^d e_2(j) \prod_{r \neq j} e_0(r)^2 \\ & \left. + \sum_{j \neq l} e_2(j) e_2(l) \prod_{r \neq j, l} e_0(r)^2 \right] + \mathcal{O}\left(n^{-\frac{5}{2}}\right) \end{aligned}$$

as $n \rightarrow \infty$ and where for all $j \in \{1, \dots, d\}$,

$$e_0(j) = \mathbb{E}\left(k^j(X_1^j, X_2^j)\right), \quad e_1(j) = \mathbb{E}\left(k^j(X_1^j, X_2^j)^2\right), \quad e_2(j) = \mathbb{E}_{X_1^j} \left(\mathbb{E}_{X_2^j} \left(k^j(X_1^j, X_2^j) \right)^2 \right).$$

A proof is given in Appendix D.5. Based on these two propositions we only need a method to estimate the terms $e_0(j)$, $e_1(j)$ and $e_2(j)$ for all $j \in \{1, \dots, d\}$. One could use a U-statistic (C.1) for each expectation term as this would not add any bias. It turns out, however, that a computationally more efficient V-statistic also does not add any asymptotic bias in this particular case. This is due to Theorem C.6 describing that the bias of a V-statistic is of order $\mathcal{O}(n^{-1})$ and hence is consumed by the error terms in Proposition 3.10 and Proposition 3.11. The V-statistics for these terms are given for all $(\mathbf{x}_1, \dots, \mathbf{x}_n) \in \mathcal{X}^n$ by

$$\begin{aligned} \widehat{e}_0(j)(\mathbf{x}_1, \dots, \mathbf{x}_n) &:= \frac{1}{n^2} \sum_{i_1, i_2=1}^n k^j(x_{i_1}^j, x_{i_2}^j), \\ \widehat{e}_1(j)(\mathbf{x}_1, \dots, \mathbf{x}_n) &:= \frac{1}{n^2} \sum_{i_1, i_2=1}^n k^j(x_{i_1}^j, x_{i_2}^j)^2, \\ \widehat{e}_2(j)(\mathbf{x}_1, \dots, \mathbf{x}_n) &:= \frac{1}{n^3} \sum_{i_2=1}^n \left(\sum_{i_1=1}^n k^j(x_{i_1}^j, x_{i_2}^j) \right)^2. \end{aligned}$$

Based on these terms we define the estimators $\widehat{\mathbb{E}}_n$ and $\widehat{\text{Var}}_n$ for the mean and variance of $\widehat{\text{dHSIC}}_n$, respectively by replacing all appearances of $e_0(j)$, $e_1(j)$ and $e_2(j)$ in Propositions 3.10 and 3.11 by $\widehat{e}_0(j)$, $\widehat{e}_1(j)$ and $\widehat{e}_2(j)$. We use the plug-in estimators

$$\widehat{\alpha}_n(\mathbf{x}_1, \dots, \mathbf{x}_n) := \frac{\widehat{\mathbb{E}}_n(\mathbf{x}_1, \dots, \mathbf{x}_n)^2}{\widehat{\text{Var}}_n(\mathbf{x}_1, \dots, \mathbf{x}_n)}, \quad \widehat{\beta}_n(\mathbf{x}_1, \dots, \mathbf{x}_n) := \frac{n\widehat{\text{Var}}_n(\mathbf{x}_1, \dots, \mathbf{x}_n)}{\widehat{\mathbb{E}}_n(\mathbf{x}_1, \dots, \mathbf{x}_n)}, \quad (3.13)$$

and then define the following hypothesis test.

Definition 3.12 (Gamma approximation based test for dHSIC)

Assume Setting 1 and $\alpha \in (0, 1)$. Let $F_n(\mathbf{x}_1, \dots, \mathbf{x}_n)$ be the distribution function associated to the $\text{Gamma}(\widehat{\alpha}_n(\mathbf{x}_1, \dots, \mathbf{x}_n), \widehat{\beta}_n(\mathbf{x}_1, \dots, \mathbf{x}_n))$ -distribution, where $\widehat{\alpha}_n$ and $\widehat{\beta}_n$ are defined as in (3.13). Then the α -Gamma approximation based test for dHSIC is defined by $\varphi_n := 0$ for all $n \in \{1, \dots, 2d-1\}$, and for $n \in \{2d, 2d+1, \dots\}$ by

$$\varphi_n(\mathbf{x}_1, \dots, \mathbf{x}_n) := \mathbb{1}_{\{n \cdot \widehat{\text{dHSIC}}_n(\mathbf{x}_1, \dots, \mathbf{x}_n) > F_n(\mathbf{x}_1, \dots, \mathbf{x}_n)^{-1}(1-\alpha)\}}.$$

4 Implementation

We now discuss an efficient implementation of the proposed tests and briefly comment on the choice of kernel. All methods are available for the R-language (R Core Team, 2014) as package **dHSIC**.

4.1 dHSIC estimator

The dHSIC estimator ($\widehat{\text{dHSIC}}$) can be computed in quadratic time. One such efficient implementation is given in Algorithm 1, where $\mathbb{1}_{k \times \ell}$ denotes a $k \times \ell$ matrix of ones, the functions **Sum** and **ColumnSum** take the sums of all elements in a matrix and its columns, respectively, and $*$ denotes the element-wise multiplication operator. The variables **term1**, **term2** and **term3** are related to the three components of the sum in Definition 2.6, after changing the order of products and sums.

Algorithm 1 computing the dHSIC V-estimator

```

1: procedure dHSIC( $\mathbf{x}_1, \dots, \mathbf{x}_n$ )
2:   for  $j = 1 : d$  do
3:      $\mathbf{K}^j \leftarrow$  Gram matrix of kernel  $k^j$  given  $\mathbf{x}_1, \dots, \mathbf{x}_n$ 
4:     term1  $\leftarrow \mathbb{1}_{n \times n}$ ; term2  $\leftarrow 1$ ; term3  $\leftarrow \frac{2}{n} \cdot \mathbb{1}_{1 \times n}$ 
5:     for  $j = 1 : d$  do
6:       term1  $\leftarrow$  term1  $*$   $\mathbf{K}^j$ 
7:       term2  $\leftarrow \frac{1}{n^2} \cdot$  term2  $*$  Sum( $\mathbf{K}^j$ )
8:       term3  $\leftarrow \frac{1}{n} \cdot$  term3  $*$  ColumnSum( $\mathbf{K}^j$ )
9:   dHSIC  $\leftarrow \frac{1}{n^2} \cdot$  Sum(term1)  $+$  term2  $-$  Sum(term3)
10:  return dHSIC

```

4.2 Resampling Tests

From the definition of \widehat{R}_n we see that the permutation and bootstrap test involve $(n!)^d$ or n^{nd} evaluations of $\widehat{\text{dHSIC}}$, respectively. Instead of computing \widehat{R}_n explicitly one can use the Monte-Carlo approximation defined in Definition B.1. This involves calculating the p -value given by

$$\widehat{p}_n(\mathbf{x}_1, \dots, \mathbf{x}_n) := \frac{1 + |\{i \in \{1, \dots, B\} : \widehat{\text{dHSIC}}(g_{n, \psi_i}(\mathbf{x}_1, \dots, \mathbf{x}_n)) \geq \widehat{\text{dHSIC}}(\mathbf{x}_1, \dots, \mathbf{x}_n)\}|}{1 + B},$$

where $(\psi_i)_{i \in \mathbb{N}}$ is a sequence drawn from the uniform distribution on A_n (i.e. on $(S_n)^d$ for the permutation test and on B_n^d for the bootstrap test). The test then rejects the null hypothesis whenever $\widehat{p}_n(\mathbf{x}_1, \dots, \mathbf{x}_n) \leq \alpha$. Further details including critical values are provided in Section B. Davison and Hinkley (1997) suggest to use B between 99 and 999.

We now give some additional details specific to the permutation and the bootstrap test.

4.2.1 Permutation test

As shown in the proof of Proposition 3.5 the resampling method g for the permutation test is a resampling group which satisfies the invariance conditions (B.1) and (B.2). This allows us to apply Proposition B.4 to see that the Monte-Carlo approximated permutation test has valid level for any finite B , given that we have continuous random variables as input. Algorithm 2 in Appendix B shows how to implement the p -value and the critical value for the Monte-Carlo approximated permutation test.

4.2.2 Bootstrap test

It can be shown using a standard concentration inequality argument (see e.g. Lehmann and Romano, 2005, Theorem 11.2.18 and Example 11.2.13) that the Monte-Carlo approximated version of the bootstrap test for dHSIC still has pointwise asymptotic level and is pointwise consistent, as both n and B go to infinity. Algorithm 2 in Appendix B shows how to implement the p -value and the critical value for the Monte-Carlo approximated bootstrap test.

4.3 Gamma approximation test

Implementing the α -Gamma approximation based test for dHSIC consists of four steps (see Section 3.3 for notation):

1. for all $j \in \{1, \dots, d\}$ implement the estimators $\widehat{e}_0(j), \dots, \widehat{e}_2(j)$,
2. compute the estimates $\widehat{\mathbb{E}}_n(\mathbf{x}_1, \dots, \mathbf{x}_n)$ and $\widehat{\text{Var}}_n(\mathbf{x}_1, \dots, \mathbf{x}_n)$,
3. using (3.13) compute the estimates $\widehat{\alpha}_n(\mathbf{x}_1, \dots, \mathbf{x}_n)$ and $\widehat{\beta}_n(\mathbf{x}_1, \dots, \mathbf{x}_n)$ and
4. compute the $(1 - \alpha)$ -quantile of the $\text{Gamma}(\widehat{\alpha}_n(\mathbf{x}_1, \dots, \mathbf{x}_n), \widehat{\beta}_n(\mathbf{x}_1, \dots, \mathbf{x}_n))$ -distribution.

The hypothesis test rejects H_0 if $n \cdot \widehat{\text{dHSIC}}_n(\mathbf{x}_1, \dots, \mathbf{x}_n)$ is larger than the $1 - \alpha$ quantile of the $\text{Gamma}(\widehat{\alpha}_n(\mathbf{x}_1, \dots, \mathbf{x}_n), \widehat{\beta}_n(\mathbf{x}_1, \dots, \mathbf{x}_n))$ -distribution calculated in the last step.

4.4 Choice of kernel

The choice of the kernel determines how well certain types of dependence can be detected and therefore influences the practical performance of dHSIC (see Simulation 6). For continuous data a common choice is a Gaussian kernel as defined in (2.1). It is characteristic, which ensures that all the above results hold. In particular, any type of dependence can be detected in the large sample limit. We use the median heuristic for choosing the bandwidth σ by requiring that $\text{median} \left\{ \|\mathbf{x}_i - \mathbf{x}_j\|_{\mathbb{R}^m}^2 : i < j \right\} = 2\sigma^2$. This heuristic performs quite well in many practical applications. It may be possible, however, to extend alternative approaches from two-sample testing to independence testing (e.g. Gretton et al., 2012). For discrete data, we choose a trivial kernel defined by $k(x, y) := \mathbb{1}_{\{x=y\}}$.

In practice, it is, moreover, possible and potentially beneficial to also consider other (potentially non-characteristic) kernels that are chosen in such a way that they are particularly powerful in detecting certain types of dependencies.

5 Experiments

5.1 Competing methods

For comparison purposes we consider an approach, which has been suggested by Beran and Millar (1987) and Romano (1986, p.27). For testing the joint independence of d real valued random variables X^1, \dots, X^d , they consider the test statistic

$$\widehat{\text{BMR}}_n := \sup_{\mathbf{a} \in \mathbb{R}^d} |\widehat{\mathbb{P}}_n(A_{\mathbf{a}}) - \widehat{\mathbb{P}}_n^{\otimes}(A_{\mathbf{a}})|, \quad (5.1)$$

where $A_{\mathbf{a}} := (-\infty, a^1] \times (-\infty, a^2] \times \dots \times (-\infty, a^d]$ is a subset of \mathbb{R}^d , $\widehat{\mathbb{P}}_n := \frac{1}{n} \sum_{i=1}^n \delta_{\mathbf{X}_i}$ is the empirical joint measure and $\widehat{\mathbb{P}}_n^{\otimes} := \prod_{j=1}^d (\frac{1}{n} \sum_{i=1}^n \delta_{X_i^j})$ is the empirical product measure. Usually, (5.1) cannot be computed exactly and has to be approximated. One may choose a distribution μ with full support on \mathbb{R}^d , for example, and compute the supremum over $C < \infty$ randomly chosen $\mathbf{a}_1, \dots, \mathbf{a}_C \stackrel{\text{iid}}{\sim} \mu$. In our experiments, we mainly choose $C = n$ since, for consistency, C has to grow with n and since then the computational complexity is $\mathcal{O}(dn^2)$, which equals the computational complexity of dHSIC, see Section 4.1. As the authors do not provide any other suggestion, we choose μ to be the d -dimensional Gaussian distribution with parameters estimated by maximum likelihood. The test itself is then based on a bootstrap procedure, described in Section 3.2.2. In the remainder of this section, we refer to this test as BMR- C .

Furthermore, we consider a multiple pairwise version of the two variable HSIC test. In order to test for joint independence we use the following testing sequence:

1. use HSIC to test whether X^d is independent of $[X^1, \dots, X^{d-1}]$,
2. use HSIC to test whether X^{d-1} is independent of $[X^1, \dots, X^{d-2}]$,
- \vdots
- $d-1$. use HSIC to test whether X^2 is independent of X^1 .

Finally, we account for the increased family-wise error rate using the Bonferroni correction, i.e. we perform all tests at level $\alpha/(d-1)$ and reject the null hypothesis if any of the individual tests rejects the null hypothesis. In the following we simply denote this method as HSIC. We have mentioned in Section 1 that the Bonferroni correction is often conservative: this becomes particularly evident if this procedure is combined with a permutation test based HSIC. In that case it can be shown that the smallest possible p -value after the Bonferroni correction is given by $(d-1)/(B+1)$ and hence for $B = 100$ the test will not be able to reject the null hypothesis at a level of 5% if $d > 6$.

5.2 Causal inference

In causal discovery, one estimates the causal structure from an observed joint distribution. Here, we consider additive noise models (Peters et al., 2014) with additive nonlinear functions and Gaussian noise (Bühlmann et al., 2014); these are special cases of structural equation models (Pearl, 2009). Assume that the distribution $\mathbb{P}^{\mathbf{X}} = \mathbb{P}^{(X^1, \dots, X^d)}$ is induced by d structural equations

$$X^j := \sum_{k \in \mathbf{PA}^j} f^{j,k}(X^k) + N^j, \quad j \in \{1, \dots, d\}, \quad (5.2)$$

with \mathbf{PA}^j being the parents of j in the associated DAG \mathcal{G}_0 . The noise variables N^1, \dots, N^d are normally distributed and are assumed to be jointly independent. An important question in causality is whether the causal structure, in this case \mathcal{G}_0 , can be inferred from the observational distribution $\mathbb{P}^{\mathbf{X}}$. While this is impossible for general structural equation models (e.g. Peters et al., 2014, Proposition 9), the additive noise structure renders the graph identifiable. That is, if $f^{j,k}$ are assumed to be nonlinear, any other additive noise model (5.2) with a structure different from \mathcal{G}_0 cannot induce the distribution $\mathbb{P}^{\mathbf{X}}$ (see Peters et al., 2014, Corollary 31, for the full result). In

other words, using conditional means as functions in the SEM, the corresponding residual variables will not be jointly independent.

We therefore propose the following method for structure learning using generalized additive model regression (GAM) (Wood and Augustin, 2002).

DAG verification method

Given: observations $\mathbf{X}_1, \dots, \mathbf{X}_n$ and a candidate DAG \mathcal{G}

- 1) Use generalized additive model regression (GAM) (Wood and Augustin, 2002) to regress each node X^j on all its parents \mathbf{PA}^j and denote the resulting vector of residuals by \mathbf{res}^j .
- 2) Perform a d -variable joint independence test (e.g. dHSIC) to test whether $(\mathbf{res}^1, \dots, \mathbf{res}^d)$ is jointly independent.
- 3) If $(\mathbf{res}^1, \dots, \mathbf{res}^d)$ is jointly independent, then the DAG \mathcal{G} is not rejected.

We can furthermore estimate the correct DAG by performing the verification method for all possible DAGs with the correct number of nodes. In practice, we expect this method to accept also supergraphs of the correct graph \mathcal{G}_0 , which can be overcome by a variable selection method. Since this work concentrates on the dependence structure among the residuals, we instead consider only fully connected DAGs in the experiments (Section 5.3.4). In practice, we do not want to iterate over all possible graphs. A more efficient method, which is based on a similar idea, is the RESIT (regression with subsequent independence test) algorithm described in Peters et al. (2014, Section 4.1). Also the computationally efficient method CAM (Bühlmann et al., 2014) could be equipped with a joint independence test as a model check.

One issue deserves further attention.⁵ In the regression step 1), we only obtain an approximation of the correct function, which results in estimated and thus dependent residuals rather than the true noise values. We show that this does not affect the asymptotic ordering of $\widehat{\text{dHSIC}}$, see Theorem E.2 in Appendix E. If we are interested in asymptotically valid p -values, we can perform sample splitting, see Proposition E.3 in Appendix E.

The DAG verification method described above can also be used to construct a statistical test for a more general causal hypothesis. For example, the causal hypothesis “X is a causal ancestor of Y” can in principle be tested by applying the DAG verification method to all DAGs satisfying this ancestor relationship. One then reports the largest of the p -values appearing in step 2) of the DAG verification method. This test has, asymptotically, the correct size if there is indeed an underlying additive noise model that generated the data (again, using sample splitting, for example). Under a (minor) model misspecification, that is, if the additive noise assumption does not hold, we might still find p -values that are much larger for the correct causal statement than for the reversed statement, e.g. “Y is a causal ancestor of X” (see Peters et al., 2011).

5.3 Results

We structure the experimental results into five parts: level analysis, power analysis, runtime analysis and causal inference on simulated and a real data set.

5.3.1 Level analysis

We consider two examples of fixed elements $\mathbb{P}^{\mathbf{X}} \in H_0$ (Simulation 1 and Simulation 2). In both examples we simulate $m = 1000$ independent realizations of $\mathbf{X}_1, \dots, \mathbf{X}_n \stackrel{\text{iid}}{\sim} \mathbb{P}^{\mathbf{X}}$ for different sample sizes n and check how often each of the three hypothesis tests reject the null hypothesis.

⁵We thank one of the anonymous referees for pointing this out.

Simulation 1 (testing level - three continuous variables)

Consider $X^1, X^2, X^3 \stackrel{\text{iid}}{\sim} \mathcal{N}(0, 1)$, then for $\mathbf{X} = (X^1, X^2, X^3)$ it holds that

$$\mathbb{P}^{\mathbf{X}} = \mathbb{P}^{X^1} \otimes \mathbb{P}^{X^2} \otimes \mathbb{P}^{X^3} \in H_0,$$

where H_0 is the null hypothesis defined in (3.1). Set $\alpha = 0.05$, $B = 25$, and $n \in \{100, 200, \dots, 1000\}$. The rejection rates for the corresponding three hypothesis tests (permutation, bootstrap and Gamma approximation) based on $m = 1000$ repetitions are plotted in Figure 1.

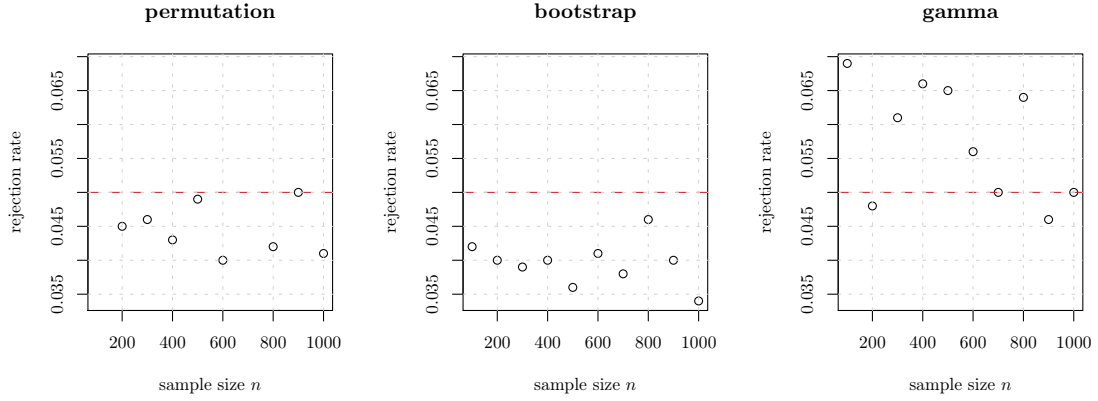


Figure 1: Simulation 1 (testing level - three continuous variables): Rejection rates, based on $m = 1000$ repetitions, for each of the three hypothesis tests based on dHSIC. The test has valid level if the rejection rate does not lie far above the dotted red line at 0.05.

Simulation 2 (testing level - continuous and discrete variables)

Consider $X^1 \sim \mathcal{N}(0, 1)$ and $X^2 \sim \text{Bin}(20, 0.2)$ with X^1 and X^2 independent. Then for $\mathbf{X} = (X^1, X^2)$ it holds that

$$\mathbb{P}^{\mathbf{X}} = \mathbb{P}^{X^1} \otimes \mathbb{P}^{X^2} \in H_0,$$

where H_0 is the null hypothesis defined in (3.1). Set $\alpha = 0.05$, $B = 100$, and $n \in \{100, 200, \dots, 1000\}$. The rejection rates for the corresponding three hypothesis tests (permutation, bootstrap and Gamma approximation) based on $m = 1000$ repetitions are plotted in Figure 2.

In both simulations we get similar results. We collect the most important observations.

- (i) The permutation test achieves level α . This corresponds to what has been proved in the previous section. As mentioned above, this result is rather surprising as it does not depend on the choice of B , which in Simulation 1 is very small ($B = 25$).
- (ii) The bootstrap test achieves level α in most cases, even though we only proved that it has pointwise asymptotic level. This is due to the conservative choice of the p -value in the Monte-Carlo approximation of the bootstrap test.
- (iii) The Gamma approximation based test, at least in these two examples, has level close to α but often slightly exceeds the required level. For larger values of d the Gamma approximation seems to break down. For instance, if we perform Simulation 1 with 10 variables instead of three the rejection rate for a sample size of $n = 100$ is 0.40 and even for $n = 200$ it is still 0.21. The bootstrap test on the other hand is not affected in this way (in the same setting

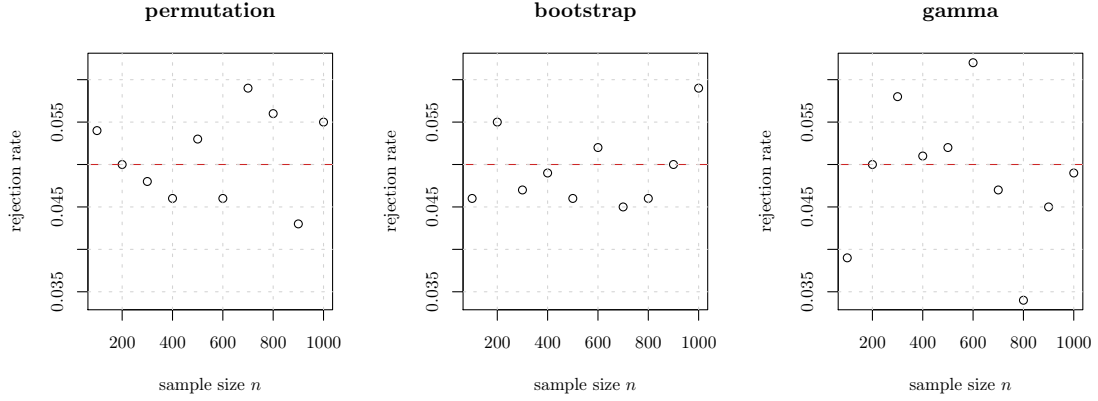


Figure 2: Simulation 2 (testing level - continuous and discrete variables): Rejection rates, based on $m = 1000$ repetitions, for each of the three hypothesis tests based on dHSIC. The test has valid level if the rejection rate does not lie far above the dotted red line at 0.05.

we get 0.03 for $n = 100$ and 0.04 for $n = 200$).

5.3.2 Power analysis

Assessing the power of a test requires to choose an alternative. Here, we show two examples, one favoring dHSIC (Simulation 4), another one favoring the multiple testing approach using HSIC $d - 1$ times (Simulation 3). In both simulations we use the BMR- C test with $C = n$ as reference. Using a BMR- C test with $C = 1000$ (not shown here) only brings marginal improvements which are not sufficient to beat HSIC in either simulation.

Simulation 3 (comparing power - single edge)

For an additive noise model over random variables X^1, \dots, X^d ,

$$X^j := \sum_{k \in \text{PA}^j} f^{j,k}(X^k) + N^j, \quad j \in \{1, \dots, d\},$$

with corresponding DAG \mathcal{G} , we sample data in the following way. The noise variables are Gaussian with a standard deviation sampled uniformly between $\sqrt{2}$ and 2. Nodes without parents follow a Gaussian distribution with standard deviation sampled uniformly between $5\sqrt{2}$ and $5 \cdot 2$. The functions $f^{j,k}$ are sampled from a Gaussian process with Gaussian kernel and bandwidth one. In this Simulation 3 we choose $d = 4$, let \mathcal{G} to be the graph that contains $1 \rightarrow 2$ as a single edge and use $m = 1000$ repetitions to compute rejection rates, see Figure 3. We expect this setting to favor the multiple testing approach: due to the order of the variables, it tests X^1 against X^2 .

Simulation 4 (comparing power - full DAG)

We simulate the data as described in Simulation 3 but this time using a (randomly chosen) full DAG \mathcal{G} over $d = 4$ variables, i.e. every pair of two nodes is connected, see Figure 4. We expect that this setting favors dHSIC. Additionally, we fixed $n = 100$, varied d and used $m = 1000$ repetitions, see Figure 8.

Next, we compare the empirical power properties of dHSIC for sparse and dense alternatives (Simulation 5). In order to correct for the dependence strength, we use the total variation distance. Figure 5 shows that given a sufficient amount of dependence the empirical dHSIC appears to have more power against sparse alternatives.

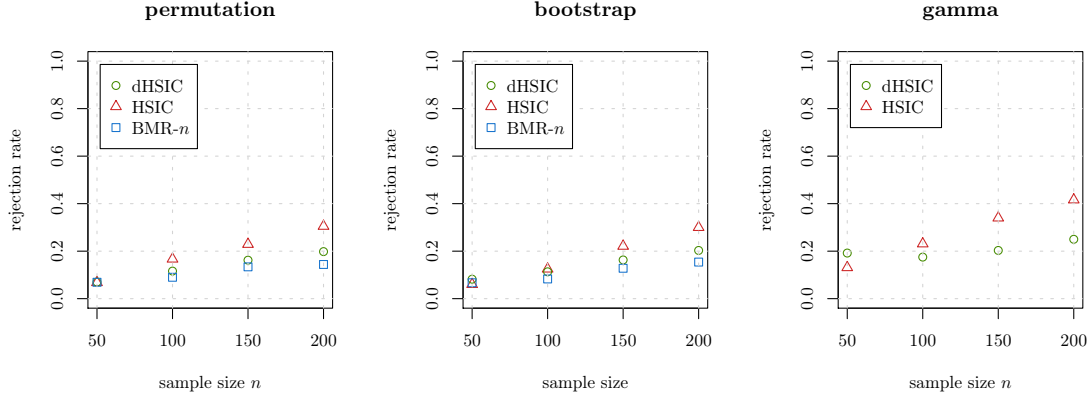


Figure 3: Simulation 3 (comparing power - single edge): Rejection rates, based on $m = 1000$ repetitions, for each of the three different hypothesis tests. The example (in particular the chosen order of variables) is constructed to favor the pairwise testing approach (HSIC). Nevertheless, it performs only slightly better than dHSIC.

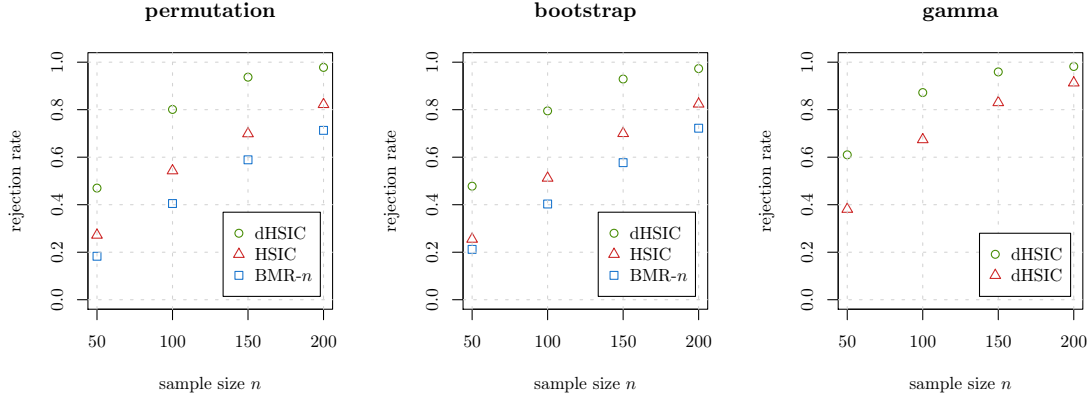


Figure 4: Simulation 4 (comparing power - full DAG): Rejection rates, based on $m = 1000$ repetitions, for each of the three different hypothesis tests. As expected, dHSIC outperforms the competing method HSIC that is based on pairwise independence tests.

Simulation 5 (comparing power - dense and sparse alternatives)

We simulate data according to two SEMs given by

$$\mathcal{S}_{\text{dense},c} : \begin{cases} X^1 &= H^2 + c \cdot \varepsilon_1 \\ X^2 &= H^2 + c \cdot \varepsilon_2 \\ X^3 &= H^2 + c \cdot \varepsilon_3 \\ &\vdots \\ X^d &= H^2 + c \cdot \varepsilon_d \end{cases} \quad \mathcal{S}_{\text{sparse},c} : \begin{cases} X^1 &= H^2 + c \cdot \varepsilon_1 \\ X^2 &= H^2 + c \cdot \varepsilon_2 \\ X^3 &= \varepsilon_3 \\ &\vdots \\ X^d &= \varepsilon_d, \end{cases}$$

where $H, \varepsilon_1, \dots, \varepsilon_d \stackrel{\text{iid}}{\sim} \mathcal{N}(0, 1)$. Then, for different values of c we compute both the total variation distance $\sup_{\mathbf{R}} |\mathbb{P}^{\mathbf{X}}(\mathbf{R}) - \mathbb{P}^{X^1} \otimes \dots \otimes \mathbb{P}^{X^d}(\mathbf{R})|$ and the rejection rate for $n = 100$ of the dHSIC permutation test ($B = 100$) based on $m = 10000$ repetitions. The total variation is computed using numerical integration for the distribution functions and a Monte-Carlo approximation (with $C = 10000$) to evaluate the supremum. The resulting plots for the cases $d = 5$ and $d = 10$ are given in Figure 5.

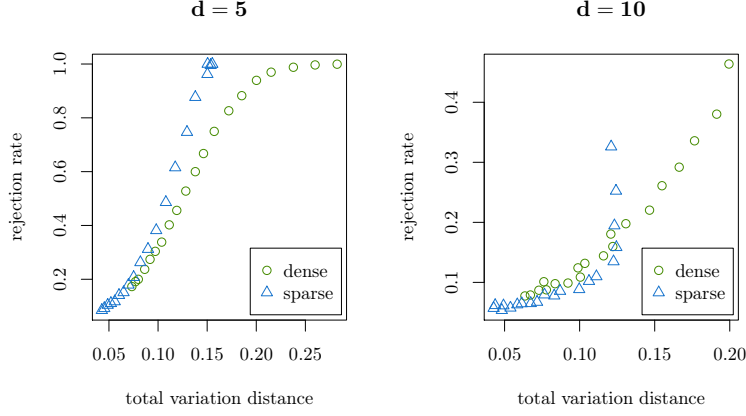


Figure 5: Simulation 5 (comparing power - dense and sparse alternatives): Rejection rates, based on $m = 10000$ repetitions, of the permutation test ($B = 100$) for data from a dense SEM ($\mathcal{S}_{\text{dense},c}$) and a sparse SEM ($\mathcal{S}_{\text{sparse},c}$), where c is tuned such that both settings have similar total variation distances.

Finally, we analyze the influence of the choice of kernel on the empirical power (Simulation 6). In this paper, we have mainly used the Gaussian kernel with a bandwidth chosen by the median heuristic. As mentioned in Section 4.4 this choice is not necessarily optimal. Using the Taylor expansion of the Gaussian kernel we get for all $\mathbf{x}, \mathbf{y} \in \mathbb{R}^d$ that

$$\mathbf{k}(\mathbf{x}, \mathbf{y}) = 1 - \frac{1}{2\sigma^2} \sum_{j=1}^d (x^j - y^j)^2 + \frac{1}{4\sigma^4} \sum_{j,k=1}^d (x^j - y^j)^2 (x^k - y^k)^2 + \mathcal{O}(\sigma^{-6}),$$

as $\sigma \rightarrow \infty$. Therefore, it can be shown using either the representation in Definition 2.3 or the one in Proposition 2.5 that for large σ dHSIC using the Gaussian kernel is approximately given by dHSIC using the following kernel

$$\tilde{\mathbf{k}}(\mathbf{x}, \mathbf{y}) := \frac{1}{4\sigma^4} \sum_{j,k=1}^d (x^j - y^j)^2 (x^k - y^k)^2.$$

Such a kernel can, however, only detect pairwise dependence structures, and since the importance of this term becomes more prominent as the size of the bandwidth increases we expect the power of our dHSIC test to decrease when analyzing dependencies that have an additional dependence structure beyond a pairwise dependence. The following simulation illustrates this empirically based on three dependencies: a pairwise dependence, a more complex dependence due to a random nonlinear Gaussian SEM and a dependence on three variables which is pairwise independent, see Figure 6.

Simulation 6 (comparing power - bandwidth)

We consider three dependencies and analyze the behavior of the empirical power of the dHSIC permutation test ($B = 100$) based on different bandwidths for the Gaussian kernel. The first is generated by the linear Gaussian SEM

$$\begin{cases} X^1 &= H + \varepsilon_1 \\ \vdots & \\ X^4 &= H + \varepsilon_4 \end{cases} \quad \text{where } H, \varepsilon_1, \dots, \varepsilon_4 \stackrel{\text{iid}}{\sim} \mathcal{N}(0, 4),$$

and hence the only dependence is due to the confounder H . For the second dependence we use the same as in Simulation 4, which has a more evolved dependence structure due to potential chains of ancestors. The third dependence is given by the following probability density

$$f(x^1, x^2, x^3) = \begin{cases} 2\varphi(x^1)\varphi(x^2)\varphi(x^3) & \text{if } x^1, x^2, x^3 \geq 0, \text{ or } \exists! j \in \{1, 2, 3\} : x^j \geq 0, \\ 0 & \text{otherwise,} \end{cases}$$

where φ is the standard normal density. The resulting distribution is, in particular, pairwise independent. For all examples we use a sample size of $n = 100$ and $m = 1000$ repetitions.

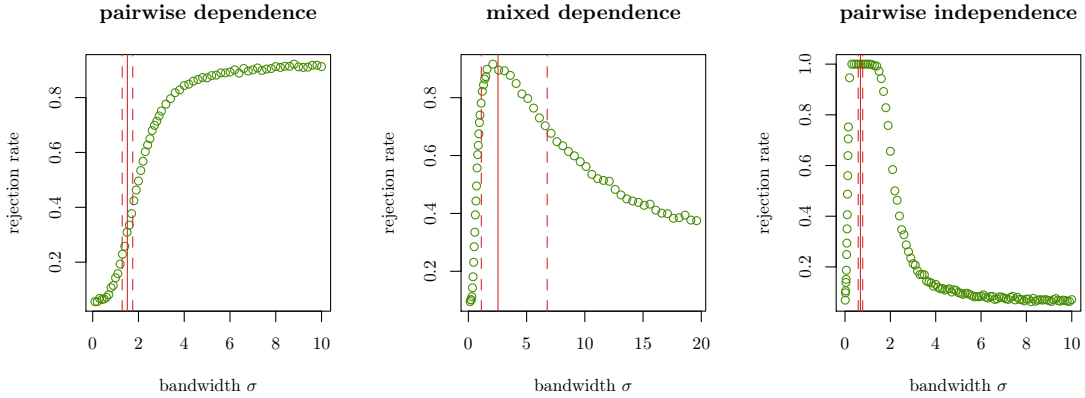


Figure 6: Simulation 6 (comparing power - bandwidth): Rejection rates with $n = 100$ for different bandwidths σ in the Gaussian kernel, based on $m = 1000$ repetitions, of the permutation test ($B = 100$) for data containing only a pairwise dependence, for data from a random nonlinear Gaussian SEM and for data which is dependent but pairwise independent. The red lines are 95%-confidence intervals for the bandwidth selected using the median heuristic. The rejection rates resulting when using the median heuristic are 0.30, 0.82 and 1 respectively.

5.3.3 Runtime analysis

The computational complexity for the dHSIC test statistic is $\mathcal{O}(dn^2)$ as can be seen from the considerations in Section 4.1. The multiple testing approach for HSIC computes HSIC $d - 1$ times, which appears to result in the same computational complexity. But since the dimension of the input variables for the HSIC tests generally depends on d , as well (at least in common settings such as for the Gaussian kernel), the overall complexity is $\mathcal{O}(d^2n^2)$. We numerically test these computational complexities by two simulations. In the first simulation we fix n and vary d ; in the second simulation we fix d and vary n . The results are presented in Figure 7.

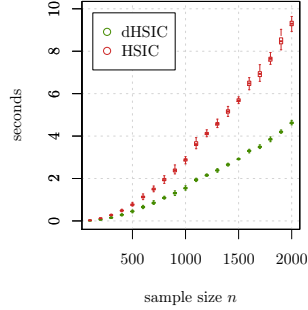
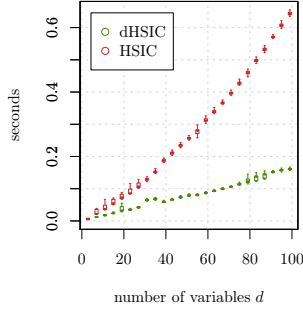


Figure 7: runtime analysis: (left) varying number of variables and fixed sample size ($n = 100$) and (right) varying sample size and fixed number of variables ($d = 10$).

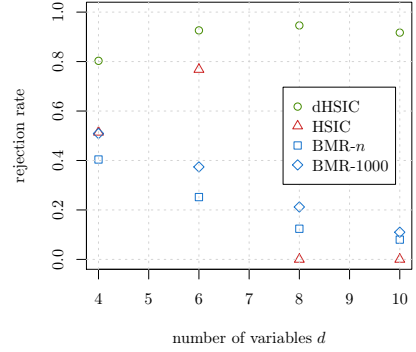


Figure 8: Simulation 4 (comparing power - full DAG): Rejection rates, based on bootstrap ($B = 100$, $n = 100$). BMR- C suffers from the curse of dimensionality and the pairwise HSIC approach is not able to reject H_0 for $d > 6$.

5.3.4 Causal inference (simulated data)

We now apply both tests to the DAG verification method described in Section 5.2. As in Simulation 3, we simulate data from an additive noise model. Here, we randomly choose a fully connected DAG \mathcal{G} over $d = 4$ nodes and choose Gaussian distributed noise variables with standard deviation sampled uniformly between $1/5$ and $\sqrt{2}/5$ instead of $\sqrt{2}$ and 2 . We then report how often (out of $m = 1000$), the largest p -value leads to the correct DAG. Because of its computational advantage, we use the tests based on the Gamma approximation for dHSIC and the pairwise HSIC, which work reasonably well for four nodes (strictly speaking, we only use the relative size of the p -values). Most of the time was spent computing the results for BMR- n as we were forced to use a bootstrap test ($B = 100$) since no approximation is available for this test. The proposed dHSIC recovers the correct DAG in more cases than the pairwise approach and in even more cases than BMR- n , see Figure 9.

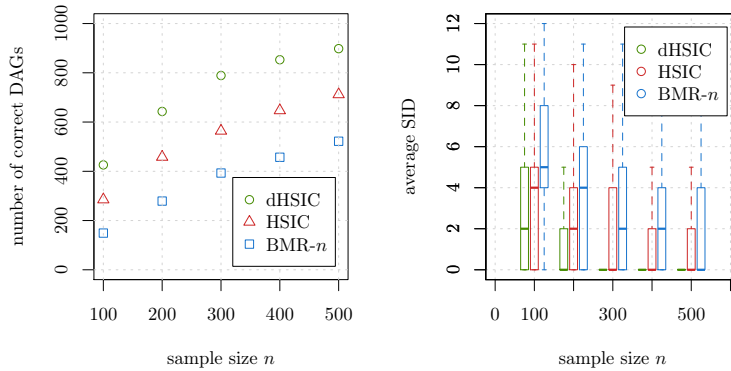


Figure 9: Causal inference example ($m = 1000$ repetitions): (left) shows how often each method estimated the correct DAG, (right) shows the average structural intervention distance (SID, small is good) between the correct and estimated DAG (Peters and Bühlmann, 2015).

5.3.5 Causal inference (real data example)

We now apply the DAG verification method (see Section 5.2) to real world data. Given 349 measurements of the variables Altitude, Temperature and Sunshine⁶, we try to determine the correct causal structure out of 25 possible DAGs. We use permutation based versions (with $B = 1000$) of the dHSIC test, the multiple testing approach for HSIC and the BMR-1000 test and apply them to every possible DAG and compare the resulting p -values. The result is shown in Figure 10 (left).

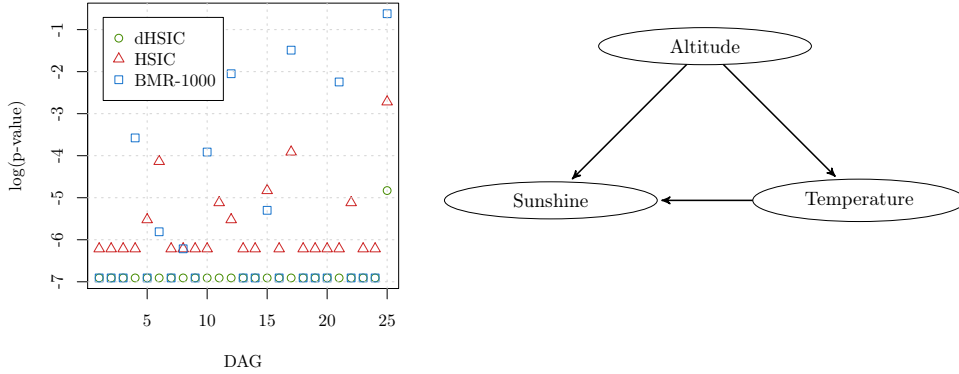


Figure 10: Real world data example: The left plot shows the p -values (on log-scale), for each DAG over three nodes, from the DAG verification method. Even for small p -value thresholds, dHSIC is able to reject all incorrect models, while the competing HSIC method cannot. The graphical representation of DAG 25 is shown on the right.

Figure 10 (right) shows DAG 25 that obtained the largest p -value. Based on physical background knowledge, we expect altitude to effect both sunshine and temperature. The effect of temperature on sunshine could be explained by intermediate latent variables such as clouds or fog.

The plot illustrates that the dHSIC based test is able to reject all incorrect models, even for very low p -value thresholds. The competing HSIC and BMR-1000 methods on the other hand are not able to reject all incorrect DAGs, for example DAG 12 has a p -value of about 0.01 but contains an edge from Sunshine to Altitude, which is clearly the wrong causal direction.

6 Summary

We introduce a measure of joint dependence between d variables, called the d -variable Hilbert-Schmidt independence criterion (dHSIC). We propose an estimator of dHSIC based on a computationally efficient V-statistic and derive its asymptotic distribution. This allows to construct three different hypothesis tests: a permutation test (Definition 3.4), a bootstrap test (Definition 3.7) and a test based on a Gamma approximation (Definition 3.12).

We prove several properties for these tests. First and foremost we establish that the bootstrap test achieves pointwise asymptotic level (Theorem 3.8) and that it is consistent for detecting any fixed alternative with asymptotic power equal to one (Theorem 3.9). For the permutation test, we show that it achieves valid level (Proposition 3.5) and in particular, this property carries over to the Monte-Carlo approximated version of the permutation test. Regarding the Gamma approximation based test, we derive asymptotic expansions of the mean and variance of the dHSIC estimator (Proposition 3.10 and Proposition 3.11) which serve as main basis in the construction of the approximation. Although this test has no guarantees on level and consistency, it is computationally very fast and was found to perform well in numerical experiments.

⁶The dataset is taken from Mooij et al. (2016, pair0001.txt and pair0004.txt).

Various simulations illustrate the advantages of dHSIC over a pairwise approach with HSIC and a traditional test that we call BMR- C . Notably, dHSIC is computationally less expensive than HSIC and also BMR- C if C grows larger than n . Moreover, when the dimension d is large the pairwise HSIC approach with Monte-Carlo approximation (for fixed B) is not able to reject the null hypothesis and BMR- C seems to suffer substantially from the curse of dimensionality. We also outline applications for model selection in causal inference which are based on joint independence testing of error terms in structural equation models. In our numerical experiments on real and simulated data, dHSIC outperforms both other methods.

Acknowledgements

The authors thank the Editor, an Associate Editor and some anonymous reviewers for constructive comments, and Christoph Lampert, Arthur Gretton, Gilles Blanchard and Aaditya Ramdas for helpful discussion. JP received support from the ETH-MPI learning center.

References

- Bakirov, N. K., M. L. Rizzo, and G. J. Székely (2006). A multivariate nonparametric test of independence. *Journal of Multivariate Analysis* 97(8), 1742 – 1756.
- Beran, R. and P. W. Millar (1987). Stochastic estimation and testing. *The Annals of Statistics* 15(3), 1131–1154.
- Bergsma, W. and A. Dassios (2014). A consistent test of independence based on a sign covariance related to Kendall’s tau. *Bernoulli* 20(2), 1006–1028.
- Billingsley, P. (2008). *Convergence of Probability Measures*. John Wiley and Sons.
- Bühlmann, P., J. Peters, and J. Ernest (2014). CAM: Causal additive models, high-dimensional order search and penalized regression. *The Annals of Statistics* 42(6), 2526–2556.
- Chen, A. and P. J. Bickel (2006, 12). Efficient independent component analysis. *The Annals of Statistics* 34(6), 2825–2855.
- Chwialkowski, K. P., D. Sejdinovic, and A. Gretton (2014). A wild bootstrap for degenerate kernel tests. In *Advances in Neural Information Processing Systems (NIPS 27)*, pp. 3608–3616.
- Davison, A. C. and D. V. Hinkley (1997). *Bootstrap Methods and their Application*. Cambridge University Press.
- Ferreira, J. and V. Menegatto (2009). Eigenvalues of integral operators defined by smooth positive definite kernels. *Integral Equations and Operator Theory* 64(1), 61–81.
- Feuerverger, A. (1993). A consistent test for bivariate dependence. *International Statistical Review* 61(3), 419–433.
- Fukumizu, K., A. Gretton, X. Sun, and B. Schölkopf (2007). Kernel measures of conditional dependence. In *Advances in Neural Information Processing Systems (NIPS 20)*, pp. 489–496.
- Gaïffer, S., M. Ruppert, and F. Schmid (2010). A multivariate version of Hoeffding’s phi-square. *Journal of Multivariate Analysis* 101(10), 2571–2586.
- Giné, E. and R. Nickl (2015). *Mathematical Foundations of Infinite-Dimensional Statistical Models*. Cambridge University Press.
- Gretton, A. (2015). A simpler condition for consistency of a kernel independence test. *ArXiv e-prints (1501.06103v1)*.

- Gretton, A., K. Borgwardt, M. Rasch, B. Schölkopf, and A. Smola (2012). A kernel two-sample test. *Journal of Machine Learning Research* 13, 723–773.
- Gretton, A., O. Bousquet, A. Smola, and B. Schölkopf (2005). Measuring statistical dependence with Hilbert-Schmidt norms. In *Algorithmic learning theory*, pp. 63–77. Springer-Verlag.
- Gretton, A., K. Fukumizu, Z. Harchaoui, and B. K. Sriperumbudur (2009). A fast, consistent kernel two-sample test. In *Advances in Neural Information Processing Systems (NIPS 22)*, pp. 673–681.
- Gretton, A., K. Fukumizu, C. H. Teo, L. Song, B. Schölkopf, and A. J. Smola (2007). A kernel statistical test of independence. In *Advances in Neural Information Processing Systems (NIPS 20)*, pp. 585–592.
- Gretton, A., D. Sejdinovic, H. Strathmann, S. Balakrishnan, M. Pontil, K. Fukumizu, and B. K. Sriperumbudur (2012). Optimal kernel choice for large-scale two-sample tests. In *Advances in Neural Information Processing Systems (NIPS 25)*, pp. 1205–1213.
- Kankainen, A. (1995). *Consistent testing of total independence based on the empirical characteristic function*, Volume 29. University of Jyväskylä.
- Kpotufe, S., E. Sgouritsa, D. Janzing, and B. Schölkopf (2014). Consistency of causal inference under the additive noise model. In *International Conference on Machine Learning (ICML 31)*, pp. 478–486.
- Lehmann, E. L. and J. P. Romano (2005). *Testing Statistical Hypotheses*. Springer-Verlag.
- Leucht, A. and M. H. Neumann (2009). Consistency of general bootstrap methods for degenerate U-type and V-type statistics. *Journal of Multivariate Analysis* 100(8), 1622–1633.
- Leung, D. and M. Drton (2016). Testing independence in high dimensions with sums of squares of rank correlations. *ArXiv e-prints (1501.01732)*.
- Liu, H., F. Han, M. Yuan, J. Lafferty, and L. Wasserman (2012). High-dimensional semiparametric gaussian copula graphical models. *The Annals of Statistics* 40(4), 2293–2326.
- Matteson, D. S. and R. S. Tsay (2016). Independent component analysis via distance covariance. *Journal of the American Statistical Association*, to appear.
- Mooij, J. M., J. Peters, D. Janzing, J. Zscheischler, and B. Schölkopf (2016). Distinguishing cause from effect using observational data: methods and benchmarks. *Journal of Machine Learning Research*, to appear. *ArXiv e-prints (1412.3773)*.
- Nandy, P., L. Weihs, and M. Drton (2016). Large-sample theory for the Bergsma-Dassios sign covariance. *Electronic Journal of Statistics* 10(2), 2287–2311.
- Pearl, J. (2009). *Causality: Models, Reasoning, and Inference* (2nd ed.). New York, USA: Cambridge University Press.
- Peters, J. and P. Bühlmann (2015). Structural intervention distance (SID) for evaluating causal graphs. *Neural Computation* 27, 771–799.
- Peters, J., D. Janzing, and B. Schölkopf (2011). Causal inference on discrete data using additive noise models. *IEEE Transactions on Pattern Analysis and Machine Intelligence* 33, 2436–2450.
- Peters, J., J. M. Mooij, D. Janzing, and B. Schölkopf (2014). Causal discovery with continuous additive noise models. *The Journal of Machine Learning Research* 15(1), 2009–2053.
- Pfister, N. (2016). Joint independence testing. Master’s thesis, ETH Zürich, Switzerland.

- Phipson, B. and G. K. Smyth (2010). Permutation p-values should never be zero: calculating exact p-values when permutations are randomly drawn. *Statistical Applications in Genetics and Molecular Biology* 9(1), 1–16.
- R Core Team (2014). *R: A Language and Environment for Statistical Computing*. Vienna, Austria: R Foundation for Statistical Computing.
- Romano, J. P. (1986). A bootstrap revival of some nonparametric tests. Technical Report 254, Department of Statistics, Stanford University.
- Romano, J. P. (1988). A bootstrap revival of some nonparametric distance tests. *Journal of the American Statistical Association* 83(403), 698–708.
- Romano, J. P. (1989). Bootstrap and randomization tests of some nonparametric hypotheses. *The Annals of Statistics* 17(1), 141–159.
- Ryan, R. A. (2002). *Introduction to Tensor Products of Banach Spaces*. Springer-Verlag.
- Satterthwaite, F. E. (1946). An approximate distribution of estimates of variance components. *Biometrics Bulletin* 2(6), 110–114.
- Sejdinovic, D., A. Gretton, and W. Bergsma (2013). A kernel test for three-variable interactions. In *Advances in Neural Information Processing Systems (NIPS 26)*, pp. 1124–1132.
- Serfling, R. J. (1980). *Approximation Theorems of Mathematical Statistics*. John Wiley and Sons.
- Smola, A., A. Gretton, L. Song, and B. Schölkopf (2007). A Hilbert space embedding for distributions. In *Algorithmic Learning Theory*, Volume 4754 of *Lecture Notes in Computer Science*, pp. 13–31. Springer-Verlag.
- Sriperumbudur, B. K. (2016). On the optimal estimation of probability measures in weak and strong topologies. *Bernoulli* 22(3), 1839–1893.
- Sriperumbudur, B. K., A. Gretton, K. Fukumizu, G. Lanckriet, and B. Schölkopf (2008). Injective Hilbert space embeddings of probability measures. In *Conference on Learning Theory (COLT)*.
- Székely, G. J. and M. L. Rizzo (2009). Brownian distance covariance. *The Annals of Applied Statistics* 3(4), 1236–1265.
- Székely, G. J. and M. L. Rizzo (2014). Partial distance correlation with methods for dissimilarities. *The Annals of Statistics* 42(6), 2382–2412.
- Unser, M. and P. D. Tafti (2014). *An Introduction to Sparse Stochastic Processes*. Cambridge University Press.
- van der Vaart, A. W. (1996). *Weak Convergence and Empirical Processes*. Springer-Verlag.
- van der Vaart, A. W. (1998). *Asymptotic Statistics*. Cambridge University Press.
- Wegkamp, M. and Y. Zhao (2016). Adaptive estimation of the copula correlation matrix for semiparametric elliptical copulas. *Bernoulli* 22(2), 1184–1226.
- Wood, S. N. and N. H. Augustin (2002). GAMs with integrated model selection using penalized regression splines and applications to environmental modelling. *Ecological Modelling* 157(2–3), 157–177.
- Xue, L. and H. Zou (2012). Regularized rank-based estimation of high-dimensional nonparanormal graphical models. *The Annals of Statistics* 40(5), 2541–2571.

A Resampling tests

In this section we want to rigorously introduce resampling tests. Most of this section is based on Lehmann and Romano (2005), we however adjust a lot of the notation to fit our situation.

Let $\alpha \in (0, 1)$, let \mathcal{X} be a measurable space, let $T = (T_n)_{n \in \mathbb{N}}$ be a test statistic on \mathcal{X} , let X be a random variable with values in \mathcal{X} and let $(X_i)_{i \in \mathbb{N}}$ be a sequence of iid copies. The main idea behind resampling tests is to construct data sets based on the original observations (X_1, \dots, X_n) . These types of constructions are formalized by resampling methods.

Definition A.1 (resampling method)

Let \mathcal{X} be a measurable space and let $(M_n)_{n \in \mathbb{N}} \subseteq \mathbb{N}$ be a sequence. If

$$g = ((g_{n,k})_{k \in \{1, \dots, M_n\}})_{n \in \mathbb{N}}$$

is a family of functions satisfying for all $n \in \mathbb{N}$ and for all $k \in \{1, \dots, M_n\}$ that

$$g_{n,k} : \mathcal{X}^n \rightarrow \mathcal{X}^n,$$

then we call g a resampling method.

Based on a resampling method g we can construct new observations for all $n \in \mathbb{N}$ and for all $k \in \{1, \dots, M_n\}$ by defining

$$Z_{n,k} := g_{n,k}(X_1, \dots, X_n).$$

The new 'resampled' data $(Z_{n,k})_{k \in \{1, \dots, M_n\}} \subseteq \mathcal{X}^n$, $n \in \mathbb{N}$ is called resampling scheme and for each $n \in \mathbb{N}$ the sequence $Z_{n,1}, \dots, Z_{n,M_n}$ should be seen as M_n resampled data sets constructed from the original observations (X_1, \dots, X_n) . A resampling method is therefore a formalization of the concept of resampling M_n times from the original observations (X_1, \dots, X_n) . Based on a resampling method we can introduce the resampling distribution function.

Definition A.2 (resampling distribution function)

Let \mathcal{X} be a measurable space, let $T = (T_n)_{n \in \mathbb{N}}$ be a test statistic on \mathcal{X} , let g be a resampling method. For all $n \in \mathbb{N}$, the functions $\hat{R}_{T_n} : \mathcal{X}^n \times \mathbb{R} \rightarrow [0, 1]$ defined for all $(x_1, \dots, x_n) \in \mathcal{X}^n$ and for all $t \in \mathbb{R}$ by

$$\hat{R}_{T_n}(x_1, \dots, x_n)(t) := \frac{1}{M_n} \sum_{k=1}^{M_n} \mathbb{1}_{\{T_n(g_{n,k}(x_1, \dots, x_n)) \leq t\}}$$

are called the resampling distribution functions (corresponding to test statistic T and resampling method g).

Fixing $n \in \mathbb{N}$ and $(x_1, \dots, x_n) \in \mathcal{X}^n$ it holds that

$$\hat{R}_{T_n}(x_1, \dots, x_n) : \mathbb{R} \rightarrow [0, 1]$$

is non-decreasing, right-continuous and satisfies

$$\lim_{t \rightarrow -\infty} \hat{R}_{T_n}(x_1, \dots, x_n)(t) = 0 \quad \text{and} \quad \lim_{t \rightarrow \infty} \hat{R}_{T_n}(x_1, \dots, x_n)(t) = 1.$$

This implies that $\hat{R}_{T_n}(x_1, \dots, x_n)$ is a distribution function and thus we can define the generalized inverse

$$\left(\hat{R}_{T_n}(x_1, \dots, x_n) \right)^{-1} : (0, 1) \rightarrow \mathbb{R}$$

satisfying for all $\alpha \in (0, 1)$ that

$$\left(\hat{R}_{T_n}(x_1, \dots, x_n) \right)^{-1}(\alpha) := \inf \{ t \in \mathbb{R} \mid \hat{R}_{T_n}(x_1, \dots, x_n)(t) \geq \alpha \}.$$

Based on the resampling distribution functions we can define a resampling test as follows.

Definition A.3 (resampling test)

Let $\alpha \in (0, 1)$, let \mathcal{X} be a separable metric space, let $T = (T_n)_{n \in \mathbb{N}}$ be a test statistic on \mathcal{X} , let g be a resampling method and let \hat{R}_{T_n} be the corresponding resampling distribution functions. A hypothesis test $\varphi = (\varphi_n)_{n \in \mathbb{N}}$ defined for all $n \in \mathbb{N}$ and for all $(x_1, \dots, x_n) \in \mathcal{X}^n$ by

$$\varphi_n(x_1, \dots, x_n) := \mathbb{1}_{\{T_n(x_1, \dots, x_n) > (\hat{R}_{T_n}(x_1, \dots, x_n))^{-1}(1-\alpha)\}}$$

is called α -resampling test (corresponding to g).

The advantage of resampling tests is that they can be constructed for any test statistic. We now define an important subclass of resampling methods.

Definition A.4 (resampling group)

Let \mathcal{X} be a measurable space, let $(M_n)_{n \in \mathbb{N}} \subseteq \mathbb{N}$ be a sequence and let g be a resampling method. If g satisfies that

$$G := \{g_{n,1}, \dots, g_{n,M_n}\}$$

together with concatenation is a group of transformations on \mathcal{X}^n , then we call g a resampling group.

Resampling groups have the important property that for all test statistics $T = (T_n)_{n \in \mathbb{N}}$ the corresponding resampling distribution functions satisfy for all $n \in \mathbb{N}$, for all $k \in \{1, \dots, M_n\}$ and for all $(x_1, \dots, x_n) \in \mathcal{X}^n$ that

$$\hat{R}_{T_n}(x_1, \dots, x_n) = \hat{R}_{T_n}(g_{n,k}(x_1, \dots, x_n)). \quad (\text{A.1})$$

This follows immediately from the group property of g . It allows us to prove, given an appropriate invariance of the resampling group under the null hypothesis, that the corresponding resampling test achieves level α . The following theorem is a reformulation of Lehmann and Romano (2005, Theorem 15.2.1).

Theorem A.5 (level of resampling tests)

Let $\alpha \in (0, 1)$, let \mathcal{X} be a separable metric space, let $H_0, H_A \subseteq \mathcal{P}(\mathcal{X})$ be a null and alternative hypothesis respectively, let g be a resampling group satisfying under H_0 that for all $n \in \mathbb{N}$ and for all $k \in \{1, \dots, M_n\}$ it holds that

$$g_{n,k}(X_1, \dots, X_n) \text{ is equal in distribution to } (X_1, \dots, X_n).$$

Then, the α -resampling test φ corresponding to g is a test at level α , when testing H_0 against H_A .

Proof Fix $n \in \mathbb{N}$ and let K be a uniformly distributed random variable on $\{1, \dots, M_n\}$ independent of (X_1, \dots, X_n) . Let $(x_1, \dots, x_n) \in \text{Im}((X_1, \dots, X_n))$ and for all $k \in \{1, \dots, M_n\}$ define $z_{n,k} := g_{n,k}(x_1, \dots, x_n)$ then it holds that $T_n(z_{n,K})$ has the distribution function $\hat{R}_{T_n}(x_1, \dots, x_n)$. Hence, using (A.1) and the properties of the generalized inverse it holds that

$$\begin{aligned} & \frac{1}{M_n} \sum_{k=1}^{M_n} \mathbb{1}_{\{T_n(z_{n,k}) > (\hat{R}_{T_n}(z_{n,k}))^{-1}(1-\alpha)\}} \\ &= \frac{1}{M_n} \sum_{k=1}^{M_n} \mathbb{1}_{\{T_n(z_{n,k}) > (\hat{R}_{T_n}(x_1, \dots, x_n))^{-1}(1-\alpha)\}} \\ &= \mathbb{E} \left(\mathbb{1}_{\{T_n(z_{n,K}) > (\hat{R}_{T_n}(x_1, \dots, x_n))^{-1}(1-\alpha)\}} \right) \\ &\leq \alpha, \end{aligned}$$

which together with the monotonicity of the integral and the convention

$$Z_{n,k} = g_{n,k}(X_1, \dots, X_n)$$

implies that

$$\mathbb{E} \left(\frac{1}{M_n} \sum_{k=1}^{M_n} \mathbb{1}_{\{T_n(Z_{n,k}) > (\hat{R}_{T_n}(Z_{n,k}))^{-1(1-\alpha)}\}} \right) \leq \alpha. \quad (\text{A.2})$$

Moreover, under H_0 , i.e. $X_1, X_2, \dots \stackrel{\text{iid}}{\sim} \mathbb{P}^X \in H_0$, it holds by assumption for all $k \in \{1, \dots, M_n\}$ that (X_1, \dots, X_n) is equal in distribution to $Z_{n,k}$. This in particular implies that under H_0 it holds for all $k \in \{1, \dots, M_n\}$ that

$$\mathbb{E}(\varphi_n(Z_{n,k})) = \mathbb{E}(\varphi_n(X_1, \dots, X_n)). \quad (\text{A.3})$$

Combining (A.2) and (A.3) results in

$$\begin{aligned} \mathbb{P}(\varphi_n(X_1, \dots, X_n) = 1) &= \mathbb{E}(\varphi_n(X_1, \dots, X_n)) \\ &= \frac{1}{M_n} \sum_{k=1}^{M_n} \mathbb{E}(\varphi_n(Z_{n,k})) \\ &= \mathbb{E} \left(\frac{1}{M_n} \sum_{k=1}^{M_n} \mathbb{1}_{\{T_n(Z_{n,k}) > (\hat{R}_{T_n}(Z_{n,k}))^{-1(1-\alpha)}\}} \right) \\ &\leq \alpha, \end{aligned}$$

which completes the proof of Theorem A.5. \square

The invariance assumption of the resampling group in the previous theorem is the same as the randomization hypothesis given by Lehmann and Romano (2005, Definition 15.2.1). Unfortunately, there are no similar guarantees that an arbitrary resampling test controls the type II error in any way. Results of this type need to be checked on a case by case basis by analyzing the resampling distribution function for the specific test statistic.

B Monte-Carlo approximated resampling tests

Finally, we want to discuss a computational difficulty that often arises in the context of resampling tests. The problem is that in practical applications the parameter M_n from the definition of a resampling method grows very fast in n and makes computations impossible for large n . One method of dealing with this is to approximate the resampling distribution \hat{R}_n using a Monte-Carlo approximated version.

Definition B.1 (Monte-Carlo approximated resampling distribution)

Let \mathcal{X} be a measurable space, let $T = (T_n)_{n \in \mathbb{N}}$ be a test statistic on \mathcal{X} , let g be a resampling method and let $(K_i)_{i \in \mathbb{N}}$ be a sequence of independent uniformly distributed random variables on $\{1, \dots, M_n\}$. For all $B \in \mathbb{N}$ let $\hat{\mathcal{R}}_{T_n}^B : \mathcal{X}^n \times \mathbb{R} \rightarrow [0, 1]$ be the functions defined for all $(x_1, \dots, x_n) \in \mathcal{X}^n$ and for all $t \in \mathbb{R}$ by

$$\hat{\mathcal{R}}_{T_n}^B(x_1, \dots, x_n)(t) := \frac{1}{B} \sum_{i=1}^B \mathbb{1}_{\{T_n(g_{n, K_i}(x_1, \dots, x_n)) \leq t\}}$$

are called the Monte-Carlo approximated resampling distribution functions (corresponding to test statistic T and resampling method g).

The following proposition shows that $\hat{\mathcal{R}}_{T_n}^B$ approximates \hat{R}_{T_n} in an appropriate way.

Proposition B.2 (Monte-Carlo approximation of resampling distribution)

Let \mathcal{X} be a measurable space, let $T = (T_n)_{n \in \mathbb{N}}$ be a test statistic on \mathcal{X} , let g be a resampling method, let \hat{R}_{T_n} be the resampling distribution functions and for all $B \in \mathbb{N}$ let $\hat{\mathcal{R}}_{T_n}^B$ be the Monte-Carlo

approximated resampling distribution functions. Then for all $(x_1, \dots, x_n) \in \mathcal{X}^n$ and for all $t \in \mathbb{R}$ it holds \mathbb{P} -a.s. that

$$\lim_{B \rightarrow \infty} \widehat{\mathcal{R}}_{T_n}^B(x_1, \dots, x_n)(t) = \widehat{R}_{T_n}(x_1, \dots, x_n)(t).$$

Proof Let $(K_i)_{i \in \mathbb{N}}$ be the sequence of uniformly distributed random variables on $\{1, \dots, M_n\}$ from the definition of $\widehat{\mathcal{R}}_{T_n}^B$, then introduce for all $k \in \{1, \dots, M_n\}$ and for all $i \in \mathbb{N}$ the random variables

$$Y_i^k := \mathbb{1}_{\{K_i=k\}}.$$

Y_i^k has a Bernoulli distribution with parameter $\frac{1}{M_n}$. Furthermore, we can write

$$\begin{aligned} \widehat{\mathcal{R}}_{T_n}^B(x_1, \dots, x_n)(t) &= \frac{1}{B} \sum_{i=1}^B \mathbb{1}_{\{T_n(g_{n,K_i}(x_1, \dots, x_n)) \leq t\}} \\ &= \sum_{k=1}^{M_n} \frac{\sum_{i=1}^B Y_i^k}{B} \mathbb{1}_{\{T_n(g_{n,k}(x_1, \dots, x_n)) \leq t\}}. \end{aligned}$$

By the strong law of large numbers this implies that \mathbb{P} -a.s. it holds that

$$\lim_{B \rightarrow \infty} \widehat{\mathcal{R}}_{T_n}^B(x_1, \dots, x_n)(t) = \frac{1}{M_n} \sum_{k=1}^{M_n} \mathbb{1}_{\{T_n(g_{n,k}(x_1, \dots, x_n)) \leq t\}} = \widehat{R}_{T_n}(x_1, \dots, x_n)(t),$$

which completes the proof of Proposition B.2. \square

We are now ready to define Monte-Carlo approximated resampling test. Instead of using the $(1 - \alpha)$ -quantile of the Monte-Carlo approximated resampling distribution we use a slightly larger critical value. Surprisingly, for resampling groups satisfying the invariance condition in Theorem A.5, this allows us to achieve level α for any value of B . The trick is that the slightly larger critical value accounts for the uncertainty due to the Monte-Carlo approximation.

We define the test using the p -value as this leads to easier calculations. The corresponding critical value can then be calculated via the standard correspondence between p -value and hypothesis test.

Definition B.3 (Monte-Carlo approximated resampling test)

Let $\alpha \in (0, 1)$, let \mathcal{X} be a separable metric space, let $T = (T_n)_{n \in \mathbb{N}}$ be a test statistic on \mathcal{X} , let g be a resampling method, let $B \in \mathbb{N}$, let $(K_i)_{i \in \mathbb{N}}$ be a sequence of independent uniformly distributed random variables on $\{1, \dots, M_n\}$ and let (k_1, \dots, k_B) be a realization of (K_1, \dots, K_B) . For all $n \in \mathbb{N}$ define the function $\widehat{p}_n : \mathcal{X}^n \rightarrow [\frac{1}{B+1}, 1]$ satisfying

$$\widehat{p}_n(x_1, \dots, x_n) := \frac{1 + |\{i \in \{1, \dots, B\} : T_n(g_{n,k_i}(x_1, \dots, x_n)) \geq T_n(x_1, \dots, x_n)\}|}{1 + B}.$$

Then the hypothesis test $\varphi = (\varphi_n)_{n \in \mathbb{N}}$ defined for all $n \in \mathbb{N}$ and for all $(x_1, \dots, x_n) \in \mathcal{X}^n$ by

$$\varphi_n(x_1, \dots, x_n) := \mathbb{1}_{\{\widehat{p}_n(x_1, \dots, x_n) \leq \alpha\}},$$

is called α -Monte-Carlo approximated resampling test.

The function \widehat{p}_n is called p -value of the test φ_n . The following proposition shows that the Monte-Carlo approximated resampling test achieves level α given the appropriate invariance assumptions on g .

Proposition B.4 (Monte-Carlo approximated resampling test has valid level)

Let $\alpha \in (0, 1)$, let \mathcal{X} be a separable metric space, let $H_0, H_A \subseteq \mathcal{P}(\mathcal{X})$ be a null and alternative hypothesis respectively, let $T = (T_n)_{n \in \mathbb{N}}$ be a test statistic on \mathcal{X} , let $B \in \mathbb{N}$ and let g be a resampling group satisfying under H_0 that for all $n \in \mathbb{N}$ and for all $k \in \{1, \dots, M_n\}$ it holds that

$$g_{n,k}(X_1, \dots, X_n) \text{ is equal in distribution to } (X_1, \dots, X_n), \quad (\text{B.1})$$

and for all $k \neq l \in \{1, \dots, M_n\}$ it holds that

$$\mathbb{P}(T_n(g_{n,k}(X_1, \dots, X_n)) = T_n(g_{n,l}(X_1, \dots, X_n))) = 0. \quad (\text{B.2})$$

Then, the corresponding α -Monte-Carlo approximated resampling test $\varphi = (\varphi_n)_{n \in \mathbb{N}}$ has valid level α .

Proof Begin by defining the function $f : \{1, \dots, M_n\}^B \times \mathcal{X}^n \rightarrow \{0, \dots, B\}$ satisfying for all $(k_1, \dots, k_B) \in \{1, \dots, M_n\}^B$ and for all $(x_1, \dots, x_n) \in \mathcal{X}^n$ that

$$f(k_1, \dots, k_B)(x_1, \dots, x_n) := |\{i \in \{1, \dots, B\} : T_n(g_{n,k_i}(x_1, \dots, x_n)) \geq T_n(x_1, \dots, x_n)\}|,$$

and the function $f_{tot} : \mathcal{X}^n \rightarrow \{1, \dots, M_n\}$ satisfying for all $(x_1, \dots, x_n) \in \mathcal{X}^n$ that

$$f_{tot}(x_1, \dots, x_n) := |\{i \in \{1, \dots, M_n\} : T_n(g_{n,i}(x_1, \dots, x_n)) \geq T_n(x_1, \dots, x_n)\}|.$$

Then, by the invariance assumption (B.1) it holds under H_0 for all $k, l \in \{1, \dots, M_n\}$ that

$$\mathbb{P}(f_{tot}(X_1, \dots, X_n) = l) = \mathbb{P}(f_{tot}(g_{n,k}(X_1, \dots, X_n)) = l). \quad (\text{B.3})$$

Moreover, since g is a group it holds \mathbb{P} -a.s. that

$$\begin{aligned} f_{tot}(g_{n,k}(X_1, \dots, X_n)) &= \sum_{i=1}^{M_n} \mathbb{1}_{\{T_n(g_{n,i}(g_{n,k}(X_1, \dots, X_n))) \geq T_n(g_{n,k}(X_1, \dots, X_n))\}} \\ &= \sum_{i=1}^{M_n} \mathbb{1}_{\{T_n(g_{n,i}(X_1, \dots, X_n)) \geq T_n(g_{n,k}(X_1, \dots, X_n))\}}, \end{aligned}$$

which implies together with (B.2) it holds \mathbb{P} -a.s. that

$$\sum_{k=1}^{M_n} \mathbb{1}_{\{f_{tot}(g_{n,k}(X_1, \dots, X_n))=l\}} = 1. \quad (\text{B.4})$$

Combining (B.3) and (B.4) it holds under H_0 that

$$\begin{aligned} \mathbb{P}(f_{tot}(X_1, \dots, X_n) = l) &= \frac{1}{M_n} \sum_{k=1}^{M_n} \mathbb{P}(f_{tot}(g_{n,k}(X_1, \dots, X_n)) = l) \\ &= \frac{1}{M_n} \sum_{k=1}^{M_n} \mathbb{E}(\mathbb{1}_{\{f_{tot}(g_{n,k}(X_1, \dots, X_n))=l\}}) \\ &= \frac{1}{M_n} \mathbb{E}\left(\sum_{k=1}^{M_n} \mathbb{1}_{\{f_{tot}(g_{n,k}(X_1, \dots, X_n))=l\}}\right) \\ &= \frac{1}{M_n}, \end{aligned}$$

which proves that under H_0 it holds that $f_{tot}(X_1, \dots, X_n)$ is uniformly distributed on $\{1, \dots, M_n\}$. Furthermore, conditioned on $f_{tot}(X_1, \dots, X_n) = l$ it holds for all $i \in \{1, \dots, B\}$ that

$$\mathbb{1}_{\{T_n(g_{n,K_i}(X_1, \dots, X_n)) \geq T_n(X_1, \dots, X_n)\}}$$

is Bernoulli $\frac{l}{M_n}$ distributed which again conditioned on $f_{tot}(X_1, \dots, X_n) = l$ implies that

$$f(K_1, \dots, K_B)(X_1, \dots, X_n) = \sum_{i=1}^B \mathbb{1}_{\{T_n(g_{n,K_i}(X_1, \dots, X_n)) \geq T_n(X_1, \dots, X_n)\}}$$

has binomial distribution with parameters B and $\frac{l}{M_n}$. It therefore holds under H_0 that

$$\begin{aligned}
& \mathbb{P}(\widehat{p}_n(X_1, \dots, X_n) \leq \alpha) \\
&= \mathbb{P}(f(K_1, \dots, K_B)(X_1, \dots, X_n) \leq (B+1)\alpha - 1) \\
&= \sum_{l=1}^{M_n} \mathbb{P}(f(K_1, \dots, K_B)(X_1, \dots, X_n) \leq (B+1)\alpha - 1 \mid f_{tot}(X_1, \dots, X_n) = l) \\
&\quad \cdot \mathbb{P}(f_{tot}(X_1, \dots, X_n) = l) \\
&= \frac{1}{M_n} \sum_{l=1}^{M_n} \sum_{i=0}^{\lfloor (B+1)\alpha - 1 \rfloor} \binom{B}{i} \left(\frac{l}{M_n}\right)^i \left(1 - \frac{l}{M_n}\right)^{B-i} \\
&\leq \int_0^1 \sum_{i=0}^{\lfloor (B+1)\alpha - 1 \rfloor} \binom{B}{i} (x)^i (1-x)^{B-i} \lambda(dx) \\
&= \frac{\lfloor (B+1)\alpha - 1 \rfloor + 1}{B+1} \\
&\leq \alpha,
\end{aligned}$$

where we approximated the sum by an integral and solved the integral using integration by parts. This completes the proof of Proposition B.4. \square

The p -value is overestimated by the choice we made. In fact, as described in Phipson and Smyth (2010), the level of the test would be preserved even if we chose the p -value slightly smaller. This allows to construct a permutation test which is not only valid in level but actually achieves exact level. The next proposition specifies the critical value that leads to the Monte-Carlo approximated resampling test.

Proposition B.5 (critical value of Monte-Carlo approximated resampling test)

Let $\alpha \in (0, 1)$, let \mathcal{X} be a measurable space, let $T = (T_n)_{n \in \mathbb{N}}$ be a test statistic on \mathcal{X} , let g be a resampling method, let $B \in \mathbb{N}$, let $(K_i)_{i \in \mathbb{N}}$ be a sequence of uniformly distributed random variables on $\{1, \dots, M_n\}$ and let (k_1, \dots, k_B) be a realization of (K_1, \dots, K_B) . For all $n \in \mathbb{N}$ define the function $c_n : \mathcal{X}^n \rightarrow \mathbb{R}$ satisfying that $c_n(x_1, \dots, x_n)$ is the

$$[(B+1)(1-\alpha)] + \sum_{i=1}^B \mathbb{1}_{\{T_n(g_{n,k_i}(x_1, \dots, x_n)) = T_n(x_1, \dots, x_n)\}} \text{-th largest value}$$

in the vector $(T_n(g_{n,k_1}(x_1, \dots, x_n)), \dots, T_n(g_{n,k_B}(x_1, \dots, x_n)))$ if

$$[(B+1)(1-\alpha)] + \sum_{i=1}^B \mathbb{1}_{\{T_n(g_{n,k_i}(x_1, \dots, x_n)) = T_n(x_1, \dots, x_n)\}} \leq B$$

and ∞ otherwise. Then the hypothesis test $\varphi = (\varphi_n)_{n \in \mathbb{N}}$ defined for all $n \in \mathbb{N}$ and for all $(x_1, \dots, x_n) \in \mathcal{X}^n$ by

$$\varphi(x_1, \dots, x_n) := \mathbb{1}_{\{T_n(x_1, \dots, x_n) \geq c_n(x_1, \dots, x_n)\}},$$

is equal to the α -Monte-Carlo approximated resampling test.

Proof The following calculation is straight forward:

$$\begin{aligned}
& \mathbb{1}_{\{\widehat{p}_n(x_1, \dots, x_n) \leq \alpha\}} \\
&= \mathbb{1}_{\left\{ \frac{1}{B} \sum_{i=1}^B \mathbb{1}_{\{T_n(g_{n,k_i}(x_1, \dots, x_n)) \geq T_n(x_1, \dots, x_n)\}} \leq \frac{B+1}{B} \alpha - \frac{1}{B} \right\}} \\
&= \mathbb{1}_{\left\{ \frac{B+1}{B} (1-\alpha) \leq \frac{1}{B} \sum_{i=1}^B \mathbb{1}_{\{T_n(g_{n,k_i}(x_1, \dots, x_n)) < T_n(x_1, \dots, x_n)\}} \right\}} \\
&= \mathbb{1}_{\{T_n(x_1, \dots, x_n) \geq c_n(x_1, \dots, x_n)\}} \\
&= \varphi_n(x_1, \dots, x_n).
\end{aligned}$$

This completes the prove of Proposition B.5. \square

The Monte-Carlo approximated resampling test is closely related to the Monte-Carlo resampling distribution function. To see this observe that for large B it holds for all $(x_1, \dots, x_n) \in \mathcal{X}^n$ that

$$c_n(x_1, \dots, x_n) \approx (\hat{R}_{T_n}^B(x_1, \dots, x_n))^{-1}(1 - \alpha).$$

As mentioned above c_n approximates the $(1 - \alpha)$ -quantile of the Monte-Carlo resampling distribution from above and gets closer as B increases.

An example of how to implement this (conservative) Monte-Carlo approximation procedure for the dHSIC permutation and bootstrap test is given in the following algorithm.

Algorithm 2 computing p -value and critical value for the permutation/bootstrap test

```

1: procedure MONTECARLO-PVALUE( $\mathbf{x}_1, \dots, \mathbf{x}_n, B$ )
2:   initialize empty  $B$ -dimensional vector  $\mathbf{T}$ 
3:   for  $k = 1 : B$  do
4:     initialize  $d$ -dimensional vectors  $\tilde{\mathbf{x}}_1, \dots, \tilde{\mathbf{x}}_n$ 
5:     for  $j = 1 : d$  do
6:        $\psi \leftarrow$  random element from  $S_n$  (permutation) or  $\{1, \dots, n\}^n$  (bootstrap)
7:       for  $i = 1 : n$  do
8:          $\tilde{\mathbf{x}}_i[j] \leftarrow \mathbf{x}_{\psi(i)}[j]$ 
9:        $\mathbf{T}[k] \leftarrow \text{dHSIC}(\tilde{\mathbf{x}}_1, \dots, \tilde{\mathbf{x}}_n)$ 
10:     $\text{tmp} \leftarrow \# \{k \in \{1, \dots, B\} \mid \mathbf{T}[k] \geq \text{dHSIC}(\mathbf{x}_1, \dots, \mathbf{x}_n)\}$ 
11:     $\text{pval} \leftarrow (\text{tmp} + 1) / (B + 1)$ 
12:  return pval

13: procedure MONTECARLO-CRITVAL( $\mathbf{x}_1, \dots, \mathbf{x}_n, B, \alpha$ )
14:  Perform lines 2. – 9. from function MonteCarlo-pvalue
15:   $\text{tmp} \leftarrow \# \{k \in \{1, \dots, B\} \mid \mathbf{T}[k] = \text{dHSIC}(\mathbf{x}_1, \dots, \mathbf{x}_n)\}$ 
16:   $\text{ind} \leftarrow \lceil (B + 1) \cdot (1 - \alpha) \rceil + \text{tmp}$ 
17:  if  $\text{ind} \leq B$  then
18:     $\mathbf{S} \leftarrow \text{sort}(\mathbf{T})$  (in ascending order)
19:     $\text{critval} \leftarrow \mathbf{S}[\text{ind}]$ 
20:  else
21:     $\text{critval} \leftarrow \infty$ 
22:  return critval

```

C Further results on V-statistics

In this section we extend some of the commonly known results about U-statistics to V-statistics. An overview of the theory of U-statistics can be found in Serfling (1980). Most similar generalizations in literature only apply to V-statistics of degree 2; we now extend the results to V-statistics of arbitrary order. For our convenience and in order to not be repetitive we introduce the following setting, which we will only use within Appendix C.

Setting 2 (U- and V-statistics)

Let $n \in \mathbb{N}$, $q \in \{1, \dots, n\}$, \mathcal{X} a metric space, $(\Omega, \mathcal{F}, \mathbb{P})$ a probability space, $X : \Omega \rightarrow \mathcal{X}$ a random variable with law \mathbb{P}^X and $(X_i)_{i \in \mathbb{N}}$ a sequence of iid copies of X , i.e., $(X_i)_{i \in \mathbb{N}} \stackrel{\text{iid}}{\sim} \mathbb{P}^X$.

The sequence $(X_i)_{i \in \mathbb{N}}$ should be seen as the generating process of observations.

For completeness, we now introduce the U-statistic. Define the set of all combinations of q elements on $\{1, \dots, n\}$ by

$$\mathbf{C}_q(n) := \{(i_1, \dots, i_q) \in \{1, \dots, n\} : i_1 < \dots < i_q\}.$$

The U-statistic

$$U_n(g) := \binom{n}{q}^{-1} \sum_{\mathbf{C}_q(n)} g(X_{i_1}, \dots, X_{i_q}), \quad (\text{C.1})$$

estimates the statistical functional

$$\theta_g := \theta_g(\mathbb{P}^X) := \mathbb{E}(g(X_1, \dots, X_q)),$$

see (2.2) for the corresponding V-statistic. An alternative representation which also appears in literature is given by setting

$$U_n^*(g) := \frac{1}{(n)_q} \sum_{\mathbf{P}_q(n)} g(X_{i_1}, \dots, X_{i_q}),$$

with $\mathbf{P}_q(n) := \{(i_1, \dots, i_q) \in \{1, \dots, n\} : i_1, \dots, i_q \text{ distinct}\}$ and $(n)_q := \frac{n!}{(n-q)!} = |\mathbf{P}_q(n)|$. It is straightforward to see that $U_n^*(g) = U_n(g)$.

C.1 Connection between U-statistics and V-statistics

To derive the asymptotic distribution of V-statistics we show that V-statistics are in an appropriate sense good approximations of U-statistics. In order to show results of this type we require some kind of boundedness condition on the core function. The next definition introduces such a condition.

Definition C.1 (total boundedness condition)

Let $r \in \mathbb{N}$, assume Setting 2 and let $g \in \mathcal{L}^r((\mathbb{P}^X)^{\otimes q}, |\cdot|_{\mathbb{R}})$ be a core function. Then we say that g satisfies the total boundedness condition of order r if for all $(i_1, \dots, i_q) \in \mathbf{M}_q(q)$ it holds that

$$\mathbb{E}[|g(X_{i_1}, \dots, X_{i_q})|^r] < \infty.$$

In particular, this condition is fulfilled if the core function g is a bounded function.

The following result is due to Serfling (1980, Lemma, Section 5.7.3).

Lemma C.2 (connection between U- and V-statistics)

Let $r \in \mathbb{N}$, assume Setting 2 and let $g \in \mathcal{L}^r((\mathbb{P}^X)^{\otimes q}, |\cdot|_{\mathbb{R}})$ be a core function satisfying the total boundedness condition of order r . Then it holds that

$$\mathbb{E}[|U_n(g) - V_n(g)|^r] = \mathcal{O}(n^{-r})$$

as $n \rightarrow \infty$.

In order to prove some of the asymptotic statements of V-statistics we require a stronger way of comparing V-statistics with U-statistics than that given in Lemma C.2. For example, when computing the asymptotic variance of a V-statistic up to an order of n^{-2} by comparison with the variance of a U-statistic, we need to estimate the second moment of the difference to an order of $n^{-(2+\varepsilon)}$. Hence, the result in Lemma C.2 is not sufficient. The following technical lemma gives a decomposition of a V-statistic into the corresponding U-statistic and some remainder terms. We are not aware of a similar result in literature.

Lemma C.3 (decomposition of a V-statistic)

Assume Setting 2 and let $g \in \mathcal{L}^1((\mathbb{P}^X)^{\otimes q}, |\cdot|_{\mathbb{R}})$ be a core function. For all $k \in \{1, \dots, q-1\}$, $l \in \{k+1, \dots, q\}$ let $\pi^{kl} : \{1, \dots, q\} \rightarrow \{1, \dots, q-1\}$ be the unique surjective functions with the

property that $\pi^{kl}(k) = \pi^{kl}(l) = 1$ and for all $i, j \in \{1, \dots, q\} \setminus \{k, l\}$ with $i < j$ it holds that $\pi^{kl}(i) < \pi^{kl}(j)$. Define for all $x_1, \dots, x_{q-1} \in \mathcal{X}$ the function

$$w(x_1, \dots, x_{q-1}) := \sum_{k=1}^{q-1} \sum_{l=k+1}^q g(x_{\pi^{kl}(1)}, \dots, x_{\pi^{kl}(q)}).$$

and set $B := \{(i_1, \dots, i_q) \in \mathbf{M}_q(n) \mid \text{at most } q-2 \text{ distinct values}\}$. Then it holds that

$$\begin{aligned} nV_n(g) &= (1 + \mathcal{O}(n^{-1})) U_n(w) \\ &\quad + (1 + \mathcal{O}(n^{-1})) \frac{(n-q+1)!}{n!} \sum_{(i_1, \dots, i_q) \in B} g(X_{i_1}, \dots, X_{i_q}) \\ &\quad - \left(\binom{q}{2} + \mathcal{O}(n^{-1}) \right) U_n(g) \\ &\quad + nU_n(g) \end{aligned}$$

and $|B| = \mathcal{O}(n^{q-2})$ as $n \rightarrow \infty$.

Proof We begin by introducing

$$S_n = \frac{1}{(n)_{q-1}} \left(\sum_{\mathbf{M}_q(n)} g(X_{i_1}, \dots, X_{i_q}) - \sum_{\mathbf{P}_q(n)} g(X_{i_1}, \dots, X_{i_q}) \right)$$

and

$$A = \{(i_1, \dots, i_q) \in \mathbf{M}_q(n) \mid \text{at most } q-1 \text{ distinct values}\}.$$

Then, observe that $A = \mathbf{M}_q(n) \setminus \mathbf{P}_q(n)$ and

$$\begin{aligned} A \setminus B &= \{(i_1, \dots, i_q) \in \mathbf{M}_q(n) \mid \text{exactly } q-1 \text{ distinct values}\} \\ &= \left\{ (i_{\pi^{kl}(1)}, \dots, i_{\pi^{kl}(q)}) \mid (i_1, \dots, i_{q-1}) \in \mathbf{P}_{q-1}(n), \right. \\ &\quad \left. k \in \{1, \dots, q-1\}, l \in \{k+1, \dots, q\} \right\}. \end{aligned}$$

Therefore, it holds that $|A| = n^q - (n)_q$ and $|A \setminus B| = \frac{q(q-1)}{2}(n)_{q-1}$. Using this we get

$$\begin{aligned} |B| &= |A| - |A \setminus B| \\ &= n^q - (n)_q - \frac{q(q-1)}{2}(n)_{q-1} \\ &= n^q - n(n-1) \cdots (n-(q-1)) - \frac{q(q-1)}{2}n(n-1) \cdots (n-(q-2)) \\ &= n^q - n^q + \frac{q(q-1)}{2}n^{q-1} + \mathcal{O}(n^{q-2}) - \frac{q(q-1)}{2}n^{q-1} + \mathcal{O}(n^{q-2}) \\ &= \mathcal{O}(n^{q-2}) \end{aligned}$$

as $n \rightarrow \infty$. We can now make the following calculation

$$\begin{aligned}
S_n &= \frac{1}{(n)_{q-1}} \left(\sum_{\mathbf{M}_q(n)} g(X_{i_1}, \dots, X_{i_q}) - \sum_{\mathbf{P}_q(n)} g(X_{i_1}, \dots, X_{i_q}) \right) \\
&= \frac{1}{(n)_{q-1}} \sum_A g(X_{i_1}, \dots, X_{i_q}) \\
&= \frac{1}{(n)_{q-1}} \sum_{\mathbf{P}_{q-1}(n)} w(X_{i_1}, \dots, X_{i_{q-1}}) + \frac{1}{(n)_{q-1}} \sum_B g(X_{i_1}, \dots, X_{i_q}) \\
&= U_n^*(w) + \frac{1}{(n)_{q-1}} \sum_B g(X_{i_1}, \dots, X_{i_q}). \tag{C.2}
\end{aligned}$$

Finally, we can decompose $nV_n(g)$ as follows

$$\begin{aligned}
nV_n(g) &= \frac{1}{n^{q-1}} \sum_{\mathbf{M}_q(n)} g(X_{i_1}, \dots, X_{i_q}) - \frac{1}{n^{q-1}} \sum_{\mathbf{P}_q(n)} g(X_{i_1}, \dots, X_{i_q}) \\
&\quad + \frac{1}{n^{q-1}} \sum_{\mathbf{P}_q(n)} g(X_{i_1}, \dots, X_{i_q}) \\
&= \frac{(n)_{q-1}}{n^{q-1}} S_n + \frac{(n)_q}{n^{q-1}} U_n^*(g) \\
&= (1 + \mathcal{O}(n^{-1})) S_n + \left(n - \frac{q(q-1)}{2} + \mathcal{O}(n^{-1}) \right) U_n(g) \\
&= (1 + \mathcal{O}(n^{-1})) S_n - \left(\binom{q}{2} + \mathcal{O}(n^{-1}) \right) U_n(g) + nU_n(g). \tag{C.3}
\end{aligned}$$

Combining (C.2) and (C.3) completes the proof of Lemma C.3. \square

C.2 Consistency of V-statistics

The following theorem is the counterpart of Serfling (1980, Theorem A, Section 5.4) for V-statistics. The proof is a direct application of Lemma C.2 and Serfling (1980, Theorem A, Section 5.4).

Theorem C.4 (consistency of a V-statistic)

Assume Setting 2 and let $g \in \mathcal{L}^1((\mathbb{P}^X)^{\otimes q}, |\cdot|_{\mathbb{R}})$ be a symmetric core function satisfying the total boundedness condition of order 1. Then

$$V_n(g) \xrightarrow{\mathbb{P}} \theta_g$$

as $n \rightarrow \infty$.

Proof By Serfling (1980, Theorem A, Section 5.4) it holds that

$$U_n(g) \xrightarrow{\mathbb{P}} \theta_g$$

as $n \rightarrow \infty$. Furthermore, by Lemma C.2 we have that

$$\mathbb{E}|U_n(g) - V_n(g)| = \mathcal{O}(n^{-1})$$

as $n \rightarrow \infty$. Since convergence in L^1 implies convergence in probability we obtain

$$V_n(g) \xrightarrow{\mathbb{P}} \theta_g$$

as $n \rightarrow \infty$, which completes the proof of Theorem C.4. \square

C.3 Variance of V-statistics

In the degenerate setting $\xi_1 = 0$, Lemma C.3 allows us to show that the variance of a V-statistic is equal to that of a U-statistic up to a certain order of n . Its proof relies on Lemma C.3.

Theorem C.5 (asymptotic variance of a V-statistic)

Assume Setting 2 and let $g \in \mathcal{L}^2((\mathbb{P}^X)^{\otimes q}, |\cdot|_{\mathbb{R}})$ be a bounded core function satisfying $\xi_1 = 0$. Then it holds that

$$\text{Var}(V_n(g)) = \binom{n}{q}^{-1} \binom{q}{2} \binom{n-q}{q-2} \xi_2 + \mathcal{O}\left(n^{-\frac{5}{2}}\right)$$

as $n \rightarrow \infty$.

Proof It holds that

$$\text{Var}(V_n(g)) = \text{Var}(V_n(\tilde{g})),$$

which implies that without loss of generality we can assume that $\theta_g = 0$. By Lemma C.3 we get that

$$\begin{aligned} nV_n(g) &= (1 + \mathcal{O}(n^{-1})) S_n \\ &\quad - \left(\binom{q}{2} + \mathcal{O}(n^{-1}) - n \right) U_n(g) \end{aligned} \tag{C.4}$$

as $n \rightarrow \infty$, where $S_n = U_n(w) + \frac{1}{(n)_{q-1}} \sum_B g(X_{i_1}, \dots, X_{i_q})$. Applying Serfling (1980, Lemma A, Section 5.2.1) results in

$$\text{Var}(U_n(g)) = \binom{n}{q}^{-1} \binom{q}{2} \binom{n-q}{q-2} \xi_2 + \mathcal{O}(n^{-3}) \tag{C.5}$$

and

$$\text{Var}(U_n(w)) = \mathcal{O}(n^{-1}). \tag{C.6}$$

Moreover, using that g is bounded it holds that

$$\begin{aligned} &\text{Var}\left(\frac{1}{(n)_{q-1}} \sum_B g(X_{i_1}, \dots, X_{i_q})\right) \\ &\leq \frac{1}{(n)_{q-1}^2} \mathbb{E}\left(\left|\sum_B g(X_{i_1}, \dots, X_{i_q})\right|^2\right) \\ &\leq \frac{1}{(n)_{q-1}^2} \sum_{(i_1, \dots, i_q) \in B} \sum_{(j_1, \dots, j_q) \in B} \mathbb{E}\left(\left|g(X_{i_1}, \dots, X_{j_q})g(X_{i_1}, \dots, X_{j_q})\right|\right) \\ &\leq \frac{C|B|^2}{(n)_{q-1}^2} = \mathcal{O}(n^{-2}). \end{aligned} \tag{C.7}$$

So combining (C.6) and (C.7) shows that

$$\text{Var}(S_n) = \mathcal{O}(n^{-1}) \tag{C.8}$$

and

$$\text{Cov}(U_n(g), S_n) \leq (\text{Var}(U_n(g)) \text{Var}(S_n))^{\frac{1}{2}} = \mathcal{O}\left(n^{-\frac{3}{2}}\right). \tag{C.9}$$

Finally, use (C.4), (C.5), (C.8) and (C.9) to get

$$\begin{aligned}
\text{Var}(nV_n(g)) &= (1 + \mathcal{O}(n^{-1}))^2 \text{Var}(S_n) \\
&\quad + \left(\binom{q}{2} + \mathcal{O}(n^{-1}) - n\right)^2 \text{Var}(U_n(g)) \\
&\quad - 2(1 + \mathcal{O}(n^{-1})) \left(n + \binom{q}{2} + \mathcal{O}(n^{-1})\right) \text{Cov}(U_n(g), S_n) \\
&= \mathcal{O}(1) \text{Var}(S_n) + (n^2 + \mathcal{O}(n)) \text{Var}(U_n(g)) + \mathcal{O}(n) \text{Cov}(U_n(g), S_n) \\
&= n^2 \binom{n}{q}^{-1} \binom{q}{2} \binom{n-q}{q-2} \xi_2 + \mathcal{O}(n^{-\frac{1}{2}}).
\end{aligned}$$

Dividing by n^2 completes the proof of Theorem C.5. \square

It is possible to get a similar result in the non-degenerate case $\xi_1 > 0$. In that case similar reasoning as in the proof above can be used to get a formula for the variance of the V-statistic.

C.4 Bias of V-statistics

As a further consequence of Lemma C.3 the bias of a V-statistic can be explicitly expressed up to order n^{-2} .

Theorem C.6 (bias of a V-statistic)

Assume Setting 2 and let $g \in \mathcal{L}^2((\mathbb{P}^X)^{\otimes q}, |\cdot|_{\mathbb{R}})$ be a core function satisfying the total boundedness condition of order 2. Then it holds that

$$\mathbb{E}(V_n(g) - \theta_g) = \frac{1}{n} \binom{q}{2} \mathbb{E}(\tilde{g}_2(X_1, X_1)) + \mathcal{O}(n^{-2})$$

as $n \rightarrow \infty$.

Proof We use Lemma C.3 to get that

$$\begin{aligned}
nV_n(\tilde{g}) &= (1 + \mathcal{O}(n^{-1})) U_n(w) \\
&\quad + (1 + \mathcal{O}(n^{-1})) \frac{1}{(n)_{q-1}} \sum_B \tilde{g}(X_{i_1}, \dots, X_{i_q}) \\
&\quad - \left(\binom{q}{2} - n + \mathcal{O}(n^{-1})\right) U_n(\tilde{g}).
\end{aligned} \tag{C.10}$$

Moreover, using the total boundedness condition of g we can get a constant $C > 0$ such that

$$\begin{aligned}
\mathbb{E} \left| \frac{1}{(n)_{q-1}} \sum_B \tilde{g}(X_{i_1}, \dots, X_{i_q}) \right| &\leq \frac{1}{(n)_{q-1}} \sum_B \mathbb{E} |\tilde{g}(X_{i_1}, \dots, X_{i_q})| \\
&\leq C \frac{|B|}{(n)_{q-1}} \\
&= \mathcal{O}(n^{-1})
\end{aligned} \tag{C.11}$$

as $n \rightarrow \infty$. Hence, using (C.10), (C.11) and the unbiasedness of U-statistics results in

$$\mathbb{E}(n(V_n(g) - \theta_g)) = \mathbb{E}(nV_n(\tilde{g})) = \theta_w + \mathcal{O}(n^{-1}). \tag{C.12}$$

We can compute θ_w by using the symmetry of \tilde{g} to get

$$\theta_w = \mathbb{E}(w(X_1, \dots, X_{q-1})) = \binom{q}{2} \mathbb{E}(\tilde{g}_2(X_1, X_1)). \tag{C.13}$$

Finally, combining (C.12) and (C.13) and dividing by m concludes the proof of Theorem C.6. \square

C.5 Asymptotic distribution of V-statistics

A V-statistic is called degenerate if $\xi_1 = \text{Var}(g_1(X_1)) = 0$ and non-degenerate if $\xi_1 > 0$. In this section we analyze the asymptotic distribution of

- $\sqrt{n}V_n(g)$ for the non-degenerate case ($\xi_1 > 0$) and
- $nV_n(g)$ for a special degenerate case ($\xi_1 = 0, \xi_2 > 0$).

In this section we derive the asymptotic distributions for V-statistics based on the corresponding results for U-statistics.

C.5.1 Non-degenerate case

The following theorem is the counterpart of Serfling (1980, Theorem A, Section 5.5.1) for V-statistics. The proof is a straightforward application of both Lemma C.2 and Serfling (1980, Theorem A, Section 5.5.1).

Theorem C.7 (asymptotic distribution of a V-statistic (non-degenerate))

Assume Setting 2, let $g \in \mathcal{L}^2((\mathbb{P}^X)^{\otimes q}, |\cdot|_{\mathbb{R}})$ be a core function satisfying the total boundedness condition of order 2 and assume $\xi_1 > 0$. Then it holds that

$$\sqrt{n}(V_n(g) - \theta_g) \xrightarrow{d} \mathcal{N}(0, q^2 \xi_1)$$

as $n \rightarrow \infty$.

Proof Since convergence in L^2 implies convergence in probability Lemma C.2 in particular shows that

$$\sqrt{n}(V_n(g) - U_n(g)) \xrightarrow{\mathbb{P}} 0$$

as $n \rightarrow \infty$. Combining this with Serfling (1980, Theorem A, Section 5.5.1) and Slutsky's theorem we get

$$\sqrt{n}(V_n(g) - \theta_g) = \sqrt{n}(U_n(g) - \theta_g) + \sqrt{n}(V_n(g) - U_n(g)) \xrightarrow{d} \mathcal{N}(0, q^2 \xi_1)$$

as $n \rightarrow \infty$ which completes the proof of Theorem C.7. \square

C.5.2 Degenerate case

In the degenerate case the asymptotic distribution depends on the eigenvalues of a particular integral operator. For our convenience and in order to not be repetitive we introduce the following additional setting, which we will only use within Appendix C.

Setting 3 (degenerate asymptotic)

Let $g \in \mathcal{L}^2((\mathbb{P}^X)^{\otimes q}, |\cdot|_{\mathbb{R}})$ be a core function, let $(Z_j)_{j \in \mathbb{N}}$ be a sequence of independent standard normal random variables on \mathbb{R} , let $T_{\tilde{g}_2} \in L(L^2(\mathbb{P}^X, |\cdot|_{\mathbb{R}}))$ with the property that for every $f \in L^2(\mathbb{P}^X, |\cdot|_{\mathbb{R}})$ and for every $x \in \mathcal{X}$ it holds that

$$(T_{\tilde{g}_2}(f))(x) = \int_{\mathcal{X}} \tilde{g}_2(x, y) f(y) \mathbb{P}^X(dy)$$

and let $(\lambda_j)_{j \in \mathbb{N}}$ be the eigenvalues of $T_{\tilde{g}_2}$.

Theorem C.9 is the counterpart of Serfling (1980, Theorem, Section 5.5.2) for V-statistics. Similar statements appear in literature (e.g. Gretton et al., 2007, Theorem 2). However, we are not aware of a complete proof of the statement. The proof requires the following intermediate result.

Lemma C.8 (eigenvalue representation of the bias)

Assume Setting 2 and Setting 3, let $g \in \mathcal{L}^2((\mathbb{P}^X)^{\otimes q}, |\cdot|_{\mathbb{R}})$ be a core function satisfying the total boundedness condition of order 2, assume $0 = \xi_1 < \xi_2$ and assume \tilde{g}_2 is positive definite and continuous. Then it holds that

$$\mathbb{E}(g_2(X_1, X_1)) = \sum_{i=1}^{\infty} \lambda_i + \theta_g$$

Proof Observe that \tilde{g}_2 is a continuous positive definite kernel. We can therefore apply Mercer's theorem (see Ferreira and Menegatto, 2009, Theorem 1.1) to get that for all $x, y \in \text{supp}(\mathbb{P}^X)$ it holds that

$$\tilde{g}_2(x, y) = \sum_{i=1}^{\infty} \lambda_i \varphi_i(x) \varphi_i(y)$$

converges uniformly. If we now take expectation and use that we can exchange the sum and expectation due the uniform convergence we get

$$\begin{aligned} \mathbb{E}(\tilde{g}_2(X_1, X_1)) &= \mathbb{E}\left(\sum_{i=1}^{\infty} \lambda_i \varphi_i(X_1) \varphi_i(X_1)\right) \\ &= \sum_{i=1}^{\infty} \lambda_i \mathbb{E}\left(|\varphi_i(X_1)|^2\right) \\ &= \sum_{i=1}^{\infty} \lambda_i, \end{aligned}$$

where in the last step we used that $(\varphi_i)_{i \in \mathbb{N}}$ forms an orthonormal basis of $L^2(\mathbb{P}^X, |\cdot|_{\mathbb{R}})$. The result follows by noting that $g_2 \equiv \tilde{g}_2 + \theta_g$, which completes the proof of Lemma C.8. \square

We are now ready to state and prove the final result of this section.

Theorem C.9 (Asymptotic distribution of a V-statistic (degenerate))

Assume Setting 2 and Setting 3, let $g \in \mathcal{L}^2((\mathbb{P}^X)^{\otimes q}, |\cdot|_{\mathbb{R}})$ be a core function satisfying the total boundedness condition of order 2, assume $0 = \xi_1 < \xi_2$ and assume \tilde{g}_2 is positive definite and continuous. Then it holds that

$$n(V_n(g) - \theta_g) \xrightarrow{d} \binom{q}{2} \sum_{i=1}^{\infty} \lambda_i Z_i^2$$

as $n \rightarrow \infty$.

Proof The idea of the proof is to use Lemma C.3 to get the decomposition

$$\begin{aligned} nV_n(\tilde{g}) &= (1 + \mathcal{O}(n^{-1})) S_n \\ &\quad - \left(\binom{q}{2} + \mathcal{O}(n^{-1}) \right) U_n(\tilde{g}) \\ &\quad + nU_n(\tilde{g}) \end{aligned} \tag{C.14}$$

as $n \rightarrow \infty$, where $S_n = U_n(w) + \frac{1}{(n)_{q-1}} \sum_B \tilde{g}(X_{i_1}, \dots, X_{i_q})$ and w is defined as in Lemma C.3. We then calculate the asymptotic behavior of S_n and use Serfling (1980, Theorem, Section 5.5.2) to conclude.

Begin by analyzing the asymptotic behavior of S_n . To this end, note that by symmetry of the core function g it holds that

$$\theta_w = \mathbb{E}(w(X_1, \dots, X_{q-1})) = \binom{q}{2} \mathbb{E}(\tilde{g}_2(X_1, X_1)).$$

and together with Lemma C.8 it holds that

$$\theta_w = \mathbb{E}(w(X_1, \dots, X_{q-1})) = \binom{q}{2} \sum_{i=1}^{\infty} \lambda_i.$$

Combining this with Serfling (1980, Theorem A, Section 5.4) it follows that

$$U_n(w) \xrightarrow{\mathbb{P}} \theta_w = \binom{q}{2} \sum_{i=1}^{\infty} \lambda_i \quad (\text{C.15})$$

as $n \rightarrow \infty$. Next, we use the total boundedness condition of g to get a constant $C > 0$ such that

$$\begin{aligned} \mathbb{E} \left| \frac{1}{(n)_{q-1}} \sum_B \tilde{g}(X_{i_1}, \dots, X_{i_q}) \right| &\leq \frac{1}{(n)_{q-1}} \sum_B \mathbb{E} |\tilde{g}(X_{i_1}, \dots, X_{i_q})| \\ &\leq C \frac{|B|}{(n)_{q-1}} \\ &= \mathcal{O}(n^{-1}) \end{aligned}$$

as $n \rightarrow \infty$. Using that L^1 convergence implies convergence in probability we get that

$$\frac{1}{(n)_{q-1}} \sum_{A_2} \tilde{g}(X_{i_1}, \dots, X_{i_q}) \xrightarrow{\mathbb{P}} 0 \quad (\text{C.16})$$

as $n \rightarrow \infty$. Finally, combining (C.15) and (C.16) this results in

$$S_n \xrightarrow{\mathbb{P}} \binom{q}{2} \sum_{i=1}^{\infty} \lambda_i \quad (\text{C.17})$$

as $n \rightarrow \infty$. Now, by the properties of convergence in probability, (C.17) and Serfling (1980, Theorem A, Section 5.4) we have

$$(1 + \mathcal{O}(n^{-1})) S_n \xrightarrow{\mathbb{P}} \binom{q}{2} \sum_{i=1}^{\infty} \lambda_i \quad (\text{C.18})$$

and

$$\left(\binom{q}{2} + \mathcal{O}(n^{-1}) \right) U_n(\tilde{g}) \xrightarrow{\mathbb{P}} 0 \quad (\text{C.19})$$

as $n \rightarrow \infty$. Hence, (C.14), (C.18) and (C.19) together with Slutsky's theorem and Serfling (1980, Theorem, Section 5.5.2) shows that

$$n(V_n(g) - \theta_g) = nV_n(\tilde{g}) \xrightarrow{d} \binom{q}{2} \sum_{i=1}^{\infty} \lambda_i Z_i^2$$

as $n \rightarrow \infty$, which completes the proof of Theorem C.9. \square

C.6 Resampling results for U-statistics and V-statistics

In this section we want to consider what happens to the asymptotic behavior of $nU_n(g)$ and $nV_n(g)$ if instead of the original data sequence $(X_i)_{i \in \mathbb{N}}$ we consider a sequence of resampled data. The differences are quite subtle, therefore one needs to be very precise about what resampling means. Throughout this section we use the following setting.

Setting 4 (resampling)

Let \mathcal{X} be a separable metric space, let $(\Omega, \mathcal{F}, \mathbb{P})$ be a probability space, let $X : \Omega \rightarrow \mathcal{X}$ be a random variable and let $(X_i)_{i \in \mathbb{N}}$ be a sequence of iid copies of X . For all $n \in \mathbb{N}$, let $(\Omega_n, \mathcal{F}_n, \mathbb{P}_n)$ be probability spaces, let $X_n^* : \Omega_n \rightarrow \mathcal{X}$ be random variables satisfying that $X_n^* \xrightarrow{d} X$ as $n \rightarrow \infty$ (i.e. $\lim_{n \rightarrow \infty} \mathbb{E}_n(f(X_n^*)) = \mathbb{E}(f(X))$ for all bounded and continuous functions $f : \mathcal{X} \rightarrow \mathbb{R}$) and let $(X_{n,i}^*)_{i \in \{1, \dots, n\}}$ be iid copies of X_n^* .

The data $X_{n,1}^*, \dots, X_{n,n}^*$ should be interpreted as a new sample drawn from a distribution which converges to \mathbb{P}^X as n goes to infinity. Resampled data of this type often show up in different types of bootstrapping or permutation techniques. We are interested in finding properties of the resampled U-statistic

$$\tilde{U}_n(g) := \binom{n}{q}^{-1} \sum_{\mathbf{C}_q(n)} g(X_{n,i_1}^*, \dots, X_{n,i_q}^*)$$

and the resampled V-statistic

$$\tilde{V}_n(g) := \frac{1}{m^q} \sum_{\mathbf{M}_q(n)} g(X_{n,i_1}^*, \dots, X_{n,i_q}^*).$$

The difference compared to the normal U- and V-statistic is that the distribution of the sample $X_{n,1}^*, \dots, X_{n,n}^*$ depends on m . Therefore, the results of the previous sections only carry over to the resampled U- and V-statistics if they are results for which m is kept fixed. Results about the asymptotic behavior of the resampled U- and V-statistics need to be proved separately. A further more technical difficulty is that for different m the random variables $\tilde{U}_n(g)$ and $\tilde{V}_n(g)$ are no longer defined on the same probability space. The following theorem gives us a way of dealing with this issue and is a slightly modified version of Skorohod's theorem (see Billingsley, 2008, Theorem 6.7).

Theorem C.10 (Skorohod's theorem)

Assume Setting 4. Then there exists a common probability space $(\tilde{\Omega}, \tilde{\mathcal{F}}, \tilde{\mathbb{P}})$ and random variables $(\tilde{X}_{n,i}^*)_{i \in \{1, \dots, n\}}$, $n \in \mathbb{N}$ and $(\tilde{X}_i)_{i \in \mathbb{N}}$ on this probability space satisfying

- (i) for all $n \in \mathbb{N}$, for all $i \in \{1, \dots, n\}$: $\tilde{X}_{n,i}^* \sim \mathbb{P}^{X_n^*}$,
- (ii) for all $i \in \mathbb{N}$: $\tilde{X}_i \sim \mathbb{P}^X$ and,
- (iii) $\tilde{X}_{n,i}^* \xrightarrow{\tilde{\mathbb{P}}\text{-a.s.}} \tilde{X}_i$ as $n \rightarrow \infty$.

In order to avoid ambiguity between the resampled and the original sample we introduce the following notation

- (i) for all $n \in \mathbb{N}$ and all $c \in \{1, \dots, n\}$ define

$$g_c^n(x_1, \dots, x_c) := \mathbb{E}(g(x_1, \dots, x_c, X_{n,c+1}^*, \dots, X_{n,q}^*)),$$

- (ii) for all $n \in \mathbb{N}$ define

$$\theta_g^n := \mathbb{E}(g(X_{n,1}^*, \dots, X_{n,q}^*)),$$

- (iii) for all $n \in \mathbb{N}$ and all $c \in \{1, \dots, n\}$ define

$$\xi_c^n(g) := \mathbb{E}((g_c^n(X_{n,1}^*, \dots, X_{n,c}^*) - \theta_g^n)^2).$$

The following theorem shows that $\tilde{U}_n(g)$ is also consistent with θ_g in the appropriate sense.

Lemma C.11 (consistency of a resampling U-statistic)

Assume Setting 4 and let $g \in \mathcal{L}^1((\mathbb{P}^X)^{\otimes q}, |\cdot|_{\mathbb{R}})$ be a continuous, bounded core function. Then it holds that

$$\tilde{U}_n(g) \xrightarrow{d} \theta_g$$

as $n \rightarrow \infty$.

Proof Applying Theorem C.10 results in a probability space $(\tilde{\Omega}, \tilde{\mathcal{F}}, \tilde{\mathbb{P}})$ and random variables $(\tilde{X}_{n,i}^*)_{i \in \{1, \dots, n\}}$, $n \in \mathbb{N}$ and $(\tilde{X}_i)_{i \in \mathbb{N}}$ with properties specified in Theorem C.10. Next, introduce the resampled U-statistic

$$\tilde{\mathcal{U}}_n(g) := \binom{n}{q}^{-1} \sum_{\mathbf{C}_q(n)} g(\tilde{X}_{n,i_1}^*, \dots, \tilde{X}_{n,i_q}^*),$$

which has the same distribution under $\tilde{\mathbb{P}}$ as $\tilde{\mathcal{U}}_n(g)$ under \mathbb{P}_n and the U-statistic

$$\mathcal{U}_n(g) := \binom{n}{q}^{-1} \sum_{\mathbf{C}_q(n)} g(\tilde{X}_{i_1}, \dots, \tilde{X}_{i_q}),$$

which has the same distribution under $\tilde{\mathbb{P}}$ as $\mathcal{U}_n(g)$ under \mathbb{P} . It holds that

$$\begin{aligned} \tilde{\mathcal{U}}_n(g) - \mathcal{U}_n(g) &= \binom{n}{q}^{-1} \sum_{\mathbf{C}_q(n)} \left(g(\tilde{X}_{n,i_1}^*, \dots, \tilde{X}_{n,i_q}^*) - g(\tilde{X}_{i_1}, \dots, \tilde{X}_{i_q}) \right) \\ &= \binom{n}{q}^{-1} \sum_{\mathbf{C}_q(n)} w((\tilde{X}_{i_1}, \tilde{X}_{n,i_1}^*), \dots, (\tilde{X}_{i_q}, \tilde{X}_{n,i_q}^*)), \end{aligned} \quad (\text{C.20})$$

where $w(\mathbf{x}_1, \dots, \mathbf{x}_q) := g(x_1^2, \dots, x_q^2) - g(x_1^1, \dots, x_q^1)$ is a symmetric core function. If we define for all $c \in \{1, \dots, q\}$ the functions

$$w_c^n(\mathbf{x}_1, \dots, \mathbf{x}_c) := \mathbb{E} \left(g(x_1^2, \dots, x_c^2, \tilde{X}_{n,c+1}^*, \dots, \tilde{X}_{n,q}^*) - g(x_1^1, \dots, x_c^1, \tilde{X}_{c+1}, \dots, \tilde{X}_q) \right)$$

it holds by the boundedness of g that there exists a constant $C \in \mathbb{R}$ such that

$$\sup_{n \in \mathbb{N}} \xi_c^n(w) < C. \quad (\text{C.21})$$

By (C.20), it holds that for fixed n we can apply Serfling (1980, Lemma A, Section 5.2.1) and together with (C.21) to get

$$\text{Var} \left(\tilde{\mathcal{U}}_n(g) - \mathcal{U}_n(g) \right) = \binom{n}{q}^{-1} \sum_{c=1}^n \binom{q}{c} \binom{n-q}{q-c} \xi_c^n(w) = \mathcal{O}(n^{-1}). \quad (\text{C.22})$$

For $(i_1, \dots, i_q) \in \mathbf{C}_q(n)$ it holds by continuity of g that

$$g(\tilde{X}_{n,i_1}^*, \dots, \tilde{X}_{n,i_q}^*) \xrightarrow{\tilde{\mathbb{P}}\text{-a.s.}} g(\tilde{X}_{i_1}, \dots, \tilde{X}_{i_q})$$

as $n \rightarrow \infty$ and since g is also bounded the dominated convergence theorem in particular implies that

$$\lim_{n \rightarrow \infty} \mathbb{E} \left(g(\tilde{X}_{n,i_1}^*, \dots, \tilde{X}_{n,i_q}^*) - g(\tilde{X}_{i_1}, \dots, \tilde{X}_{i_q}) \right) = 0. \quad (\text{C.23})$$

Combining (C.22) and (C.23) hence proves that

$$\begin{aligned} \lim_{n \rightarrow \infty} \mathbb{E} \left(\left(\tilde{\mathcal{U}}_n(g) - \mathcal{U}_n(g) \right)^2 \right) &= \lim_{n \rightarrow \infty} \mathbb{E} \left(\tilde{\mathcal{U}}_n(g) - \mathcal{U}_n(g) \right)^2 \\ &= \lim_{n \rightarrow \infty} \mathbb{E} \left(g(\tilde{X}_{n,i_1}^*, \dots, \tilde{X}_{n,i_q}^*) - g(\tilde{X}_{i_1}, \dots, \tilde{X}_{i_q}) \right)^2 \\ &= 0. \end{aligned}$$

Using that convergence in second moment implies convergence in probability we have therefore shown that

$$\tilde{\mathcal{U}}_n(g) - \mathcal{U}_n(g) \xrightarrow{\mathbb{P}} 0$$

as $n \rightarrow \infty$. Together with consistency of U-statistics (see Serfling, 1980, Theorem A, Section 5.4) it follows that

$$\tilde{\mathcal{U}}_n(g) - \theta_g = (\tilde{\mathcal{U}}_n(g) - \mathcal{U}_n(g)) - (\theta_g - \mathcal{U}_n(g)) \xrightarrow{\mathbb{P}} 0$$

as $n \rightarrow \infty$. This concludes the proof of Lemma C.11. \square

The following two theorems are extensions of results due to Leucht and Neumann (2009) that show that U- and V-statistics based on resampled data keep their respective asymptotic distributions. In Leucht and Neumann (2009) only U- and V-statistics of order 2 (i.e. $q = 2$) are considered. We adopted the proofs to work for arbitrary order.

Theorem C.12 (asymptotic distribution of degenerate resampling U-statistic)

Assume Setting 4 and Setting 3, let $g \in \mathcal{L}^2((\mathbb{P}^X)^{\otimes q}, |\cdot|_{\mathbb{R}})$ be a continuous, bounded core function. Moreover, assume

- (i) for all $n \in \mathbb{N}$ that $g_1^n \equiv 0$,
- (ii) $g_1 \equiv 0$ (which implies $\xi_1(g) = 0$) and
- (iii) $\theta_g = 0$.

Then if $\xi_2(g) > 0$ it holds that

$$n\tilde{\mathcal{U}}_n(g) \xrightarrow{d} \binom{q}{2} \sum_{i=1}^{\infty} \lambda_i (Z_i^2 - 1)$$

as $n \rightarrow \infty$ and if $\xi_2(g) = 0$ it holds that

$$n\tilde{\mathcal{U}}_n(g) \xrightarrow{d} 0$$

as $n \rightarrow \infty$.

Proof Applying Theorem C.10 results in a probability space $(\tilde{\Omega}, \tilde{\mathcal{F}}, \tilde{\mathbb{P}})$ and random variables $(\tilde{X}_{n,i}^*)_{i \in \{1, \dots, n\}}$, $n \in \mathbb{N}$ and $(\tilde{X}_i)_{i \in \mathbb{N}}$ with properties specified in Theorem C.10. For $(i_1, \dots, i_q) \in \mathbf{C}_q(n)$ it holds by continuity of g that

$$g(\tilde{X}_{n,i_1}^*, \dots, \tilde{X}_{n,i_q}^*) \xrightarrow{\tilde{\mathbb{P}}\text{-a.s.}} g(\tilde{X}_{i_1}, \dots, \tilde{X}_{i_q})$$

as $n \rightarrow \infty$ and since g is also bounded the dominated convergence theorem in particular implies

$$\lim_{n \rightarrow \infty} \mathbb{E} \left(\left(g(\tilde{X}_{n,i_1}^*, \dots, \tilde{X}_{n,i_q}^*) - g(\tilde{X}_{i_1}, \dots, \tilde{X}_{i_q}) \right)^2 \right) = 0. \quad (\text{C.24})$$

Next, introduce the resampling U-statistic

$$\tilde{\mathcal{U}}_n(g) := \binom{n}{q}^{-1} \sum_{\mathbf{C}_q(n)} g(\tilde{X}_{n,i_1}^*, \dots, \tilde{X}_{n,i_q}^*),$$

which has the same distribution under $\tilde{\mathbb{P}}$ as $\tilde{\mathcal{U}}_n(g)$ under \mathbb{P}_n and the U-statistic

$$\mathcal{U}_n(g) := \binom{n}{q}^{-1} \sum_{\mathbf{C}_q(n)} g(\tilde{X}_{i_1}, \dots, \tilde{X}_{i_q}),$$

which has the same distribution under $\tilde{\mathbb{P}}$ as $\mathcal{U}_n(g)$ under \mathbb{P} . It holds that

$$\begin{aligned} \tilde{\mathcal{U}}_n(g) - \mathcal{U}_n(g) &= \binom{n}{q}^{-1} \sum_{\mathbf{C}_q(n)} \left(g(\tilde{X}_{n,i_1}^*, \dots, \tilde{X}_{n,i_q}^*) - g(\tilde{X}_{i_1}, \dots, \tilde{X}_{i_q}) \right) \\ &= \binom{n}{q}^{-1} \sum_{\mathbf{C}_q(n)} w((\tilde{X}_{i_1}, \tilde{X}_{n,i_1}^*), \dots, (\tilde{X}_{i_q}, \tilde{X}_{n,i_q}^*)), \end{aligned} \quad (\text{C.25})$$

where $w(\mathbf{x}_1, \dots, \mathbf{x}_q) := g(x_1^2, \dots, x_q^2) - g(x_1^1, \dots, x_q^1)$ is a symmetric core function. Define for all $c \in \{1, \dots, q\}$ the functions

$$w_c^n(\mathbf{x}_1, \dots, \mathbf{x}_c) := \mathbb{E} \left(g(x_1^2, \dots, x_c^2, \tilde{X}_{n,c+1}^*, \dots, \tilde{X}_{n,q}^*) - g(x_1^1, \dots, x_c^1, \tilde{X}_{c+1}, \dots, \tilde{X}_q) \right)$$

and the functions

$$\xi_c^n(w) := \mathbb{E} \left(w_c^n((\tilde{X}_1, \tilde{X}_{n,1}^*), \dots, (\tilde{X}_c, \tilde{X}_{n,c}^*))^2 \right).$$

Then, it holds by the boundedness of g that there exists a constant $C \in \mathbb{R}$ such that

$$\sup_{n \in \mathbb{N}} \xi_c^n(w) < C. \quad (\text{C.26})$$

Moreover, it holds by assumption (i) and (ii) that

$$\begin{aligned} w_1^n(\mathbf{x}_1) &= \mathbb{E} \left(g(x_1^2, \tilde{X}_{n,2}^*, \dots, \tilde{X}_{n,q}^*) - g(x_1^1, \tilde{X}_2, \dots, \tilde{X}_q) \right) \\ &= g_1^n(x_1^2) - g_1(x_1^1) \\ &= 0, \end{aligned}$$

which immediately implies that

$$\xi_1^n(w) = \mathbb{E} \left(w_1^n((\tilde{X}_1, \tilde{X}_{n,1}^*))^2 \right) = 0. \quad (\text{C.27})$$

Furthermore, by Jensen's inequality it holds that

$$\begin{aligned} \xi_2^n(w) &= \mathbb{E} \left(w_2^n((\tilde{X}_1, \tilde{X}_{n,1}^*), (\tilde{X}_2, \tilde{X}_{n,2}^*))^2 \right) \\ &\leq \mathbb{E} \left(w((\tilde{X}_1, \tilde{X}_{n,1}^*), \dots, (\tilde{X}_q, \tilde{X}_{n,q}^*))^2 \right) \\ &= \mathbb{E} \left(\left(g(\tilde{X}_{n,1}^*, \dots, \tilde{X}_{n,q}^*) - g(\tilde{X}_1, \dots, \tilde{X}_q) \right)^2 \right). \end{aligned} \quad (\text{C.28})$$

By (C.25), it holds for fixed n that we can apply the variance formula for a U-statistic (see Serfling, 1980, Lemma A, Section 5.2.1) and together with (C.26) and (C.27) we get

$$\text{Var} \left(\tilde{\mathcal{U}}_n(g) - \mathcal{U}_n(g) \right) = \binom{n}{q}^{-1} \sum_{c=1}^n \binom{q}{c} \binom{n-q}{q-c} \xi_c^n(w) = \mathcal{O}(n^{-2}) \xi_2^n(w) + \mathcal{O}(n^{-3}). \quad (\text{C.29})$$

Hence, together with (C.28) and (C.24) it holds that

$$\lim_{n \rightarrow \infty} \text{Var} \left(n \left(\mathcal{U}_n(g) - \tilde{\mathcal{U}}_n(g) \right) \right) = 0$$

and consequently also that

$$n \left(\mathcal{U}_n(g) - \tilde{\mathcal{U}}_n(g) \right) \xrightarrow{\mathbb{P}} 0 \quad (\text{C.30})$$

as $n \rightarrow \infty$. Therefore, if $\xi_2(g) > 0$, we can apply Slutsky's theorem together with the result about the asymptotic distribution of degenerate U-statistics given in Serfling (1980, Theorem, Section 5.5.2) to get that

$$n\tilde{\mathcal{U}}_n(g) = n\mathcal{U}_n(g) + n \left(\tilde{\mathcal{U}}_n(g) - \mathcal{U}_n(g) \right) \xrightarrow{d} \binom{q}{2} \sum_{i=1}^{\infty} \lambda_i (Z_i^2 - 1)$$

as $n \rightarrow \infty$. If $\xi_2(g) = 0$, we apply the variance formula of U-statistics (see Serfling, 1980, Lemma A, Section 5.2.1) to get that

$$\lim_{n \rightarrow \infty} \text{Var}(n\mathcal{U}_n(g)) = 0.$$

Hence, applying Slutsky's theorem together with (C.30) proves that

$$n\tilde{U}_n(g) = nU_n(g) + n\left(\tilde{U}_n(g) - U_n(g)\right) \xrightarrow{d} 0$$

as $n \rightarrow \infty$, which completes the proof of Theorem C.12. \square

The same result also holds for V-statistics. The proof uses the same technique as the proof of Theorem C.9 and reduces the V-statistic back to the U-statistic.

Theorem C.13 (asymptotic distribution of degenerate resampling V-statistic)

Assume Setting 4 and Setting 3, let $g \in \mathcal{L}^2((\mathbb{P}^X)^{\otimes q}, |\cdot|_{\mathbb{R}})$ be a continuous, bounded core function. Moreover, assume

- (i) for all $n \in \mathbb{N}$ that $g_1^n \equiv 0$,
- (ii) $g_1 \equiv 0$ (which implies $\xi_1(g) = 0$) and
- (iii) $\theta_g = 0$.

Then if $\xi_2(g) > 0$ it holds that

$$n\tilde{V}_n(g) \xrightarrow{d} \binom{q}{2} \sum_{i=1}^{\infty} \lambda_i Z_i^2$$

as $n \rightarrow \infty$ and if $\xi_2(g) = 0$ it holds that

$$n\tilde{V}_n(g) \xrightarrow{d} \binom{q}{2} \sum_{i=1}^{\infty} \lambda_i$$

as $n \rightarrow \infty$.

Proof Applying Theorem C.10 results in a probability space $(\tilde{\Omega}, \tilde{\mathcal{F}}, \tilde{\mathbb{P}})$ and random variables $(\tilde{X}_{n,i}^*)_{i \in \{1, \dots, n\}}$, $n \in \mathbb{N}$ and $(\tilde{X}_i)_{i \in \mathbb{N}}$ with properties specified in Theorem C.10. Next, introduce the resampling U-statistic

$$\tilde{\mathcal{U}}_n(g) := \binom{n}{q}^{-1} \sum_{\mathbf{C}_q(n)} g(\tilde{X}_{n,i_1}^*, \dots, \tilde{X}_{n,i_q}^*),$$

which has the same distribution under $\tilde{\mathbb{P}}$ as $\tilde{U}_n(g)$ under \mathbb{P}_n and the resampling V-statistic

$$\tilde{\mathcal{V}}_n(g) := \frac{1}{n^q} \sum_{\mathbf{M}_q(n)} g(\tilde{X}_{n,i_1}^*, \dots, \tilde{X}_{n,i_q}^*),$$

which has the same distribution under $\tilde{\mathbb{P}}$ as $\tilde{V}_n(g)$ under \mathbb{P}_n . For fixed $n \in \mathbb{N}$ we can view $\tilde{\mathcal{V}}_n(g)$ as a V-statistic and apply an adjusted version of Lemma C.3 to get

$$n\tilde{\mathcal{V}}_n(\tilde{g}) = (1 + \mathcal{O}(n^{-1})) S_n + \left(n - \binom{q}{2} + \mathcal{O}(n^{-1})\right) \tilde{\mathcal{U}}_n(\tilde{g}) \quad (\text{C.31})$$

as $n \rightarrow \infty$, where $S_n = \tilde{\mathcal{U}}_n(w) + \frac{1}{(n)_{q-1}} \sum_B \tilde{g}(\tilde{X}_{n,i_1}^*, \dots, \tilde{X}_{n,i_q}^*)$. By the symmetry of the core function g and the definition of w given in Lemma C.3 it holds that

$$\theta_w = \mathbb{E}(w(X_1, \dots, X_{q-1})) = \binom{q}{2} \mathbb{E}(\tilde{g}_2(X_1, X_1)).$$

The consistency of resampled U-statistics given in Lemma C.11 together with Lemma C.8 imply that

$$\tilde{\mathcal{U}}_n(w) \xrightarrow{d} \theta_w = \binom{q}{2} \sum_{i=1}^{\infty} \lambda_i \quad (\text{C.32})$$

as $n \rightarrow \infty$. The boundedness of g combined with the size of the set B given in Lemma C.3 shows that

$$\frac{1}{(n)_{q-1}} \sum_B \tilde{g}(\tilde{X}_{n,i_1}^*, \dots, \tilde{X}_{n,i_q}^*) \leq \frac{C|B|}{(n)_{q-1}} = \mathcal{O}(n^{-1}). \quad (\text{C.33})$$

Moreover, also by Lemma C.11 it holds that

$$\tilde{\mathcal{U}}_n(\tilde{g}) \xrightarrow{d} 0 \quad (\text{C.34})$$

as $n \rightarrow \infty$. By Theorem C.12 it holds if $\xi_2(g) > 0$ that

$$n\tilde{\mathcal{U}}_n(\tilde{g}) \xrightarrow{d} \sum_{i=1}^{\infty} \lambda_i (Z_i^2 - 1) \quad (\text{C.35})$$

as $n \rightarrow \infty$ and if $\xi_2(g) = 0$ that

$$n\tilde{\mathcal{U}}_n(\tilde{g}) \xrightarrow{d} 0 \quad (\text{C.36})$$

as $n \rightarrow \infty$. Finally, we can combine (C.31), (C.32), (C.33), (C.34), (C.35), (C.36) and use that convergence in distribution to a constant implies convergence in probability together with Slutsky's theorem to get that if $\xi_2(g) > 0$ it holds that

$$n\tilde{\mathcal{V}}_n(\tilde{g}) \xrightarrow{d} \sum_{i=1}^{\infty} \lambda_i Z_i^2$$

as $n \rightarrow \infty$ and if $\xi_2(g) = 0$ it holds that

$$n\tilde{\mathcal{V}}_n(\tilde{g}) \xrightarrow{d} \binom{q}{2} \sum_{i=1}^{\infty} \lambda_i$$

as $n \rightarrow \infty$. This concludes the proof of Theorem C.13. \square

D Additional proofs and details

In this section we collect all missing proofs from the main part of the paper. To make this section more readable we have grouped the proofs by topic.

D.1 Properties of the asymptotic distribution of $n \cdot \text{dHSIC}_n$ under H_0

This section strongly relies on the theory of empirical processes. We therefore shortly recall some notation related to this theory, which mainly builds on van der Vaart (1998).

Let \mathcal{X} be a measurable space, let $\mathbb{P} \in \mathcal{P}(\mathcal{X})$ be a probability measure on this space and let \mathcal{G} be a function class consisting of measurable functions $h : \mathcal{X} \rightarrow \mathbb{R}$. Moreover let $X_1, X_2, \dots \stackrel{\text{iid}}{\sim} \mathbb{P}$, which due to issues related to the outer integral defined below (see also van der Vaart, 1998, Remark above Section 2.1.1) are assumed to be canonically defined as coordinate projections. The empirical measure $\hat{\mathbb{P}}_n(X_1, \dots, X_n) := \frac{1}{n} \sum_{i=1}^n \delta_{X_i}$ induces a linear map from \mathcal{G} to \mathbb{R} given by

$$h \mapsto \hat{\mathbb{P}}_n(X_1, \dots, X_n)h,$$

where we use the convention that $\mathbb{Q}h := \int_{\mathcal{X}} h(x) \mathbb{Q}(dx)$ for any measurable function h and any signed measure \mathbb{Q} on \mathcal{X} . A natural space to consider in this context is the space of bounded functions from \mathcal{G} to \mathbb{R} , which we denote by $l^\infty(\mathcal{G})$. For all $T \in l^\infty(\mathcal{G})$ define the norm $\|T\|_{\mathcal{G}} := \sup_{h \in \mathcal{G}} |Th|$, then the space $l^\infty(\mathcal{G})$ together with $\|\cdot\|_{\mathcal{G}}$ forms a Banach space which is separable if and only if \mathcal{G} is a finite set. Assuming that for all $x \in \mathcal{X}$ it holds that $\sup_{h \in \mathcal{G}} |h(x) - \mathbb{P}h| < \infty$ allows us to view the (normalized) empirical process

$$\sqrt{n} \left(\hat{\mathbb{P}}_n(X_1, \dots, X_n) - \mathbb{P} \right), \quad (\text{D.1})$$

as an element of $l^\infty(\mathcal{G})$. In modern empirical process theory one views this process as a random variable on $l^\infty(\mathcal{G})$ and is interested in the asymptotic properties as $n \rightarrow \infty$. It, however, turns out that the space $l^\infty(\mathcal{G})$ is in general too large to ensure that the empirical process is a Borel measurable function. Therefore it is common to introduce a specific outer integral, defined for all functions T from a probability space $(\Omega, \mathcal{F}, \mathbb{P})$ to the extended real line $\overline{\mathbb{R}}$ (not necessarily measurable) by

$$\mathbb{E}^*(T) := \inf \left\{ \mathbb{E}(U) : U \geq T, U : \Omega \rightarrow \overline{\mathbb{R}} \text{ measurable and } \mathbb{E}(U) \text{ exists} \right\}.$$

Based on this definition one can extend the notions of convergence in distribution, probability and almost surely (van der Vaart, 1998, Chapter 1). For example, assume $(X_n)_{n \in \mathbb{N}}$ is a sequence of possibly non-measurable functions from underlying probability spaces $(\Omega_n, \mathcal{A}_n, \mathbb{P}_n)$ to a metric space \mathcal{X} and let X be a Borel measurable map on \mathcal{X} . Then we say $(X_n)_{n \in \mathbb{N}}$ converges weakly in \mathcal{X} to X , and write $X_n \rightsquigarrow_{\mathcal{X}} X$, if for all $f \in C_b(\mathcal{X})$ it holds that

$$\lim_{n \rightarrow \infty} \mathbb{E}^*(f(X_n)) = \mathbb{E}(f(X)).$$

An important aspect of empirical process theory is to classify the sets \mathcal{G} in which the empirical process defined in (D.1) converges weakly in $l^\infty(\mathcal{G})$. To this end, we need to introduce a particular Gaussian process. For a probability distribution $\mathbb{P} \in \mathcal{P}(\mathcal{X})$ and for a class of functions $\mathcal{G} \subset L^2(\mathbb{P}, |\cdot|_{\mathbb{R}})$ denote by $G_{\mathbb{P}}$ the centered Gaussian process indexed by \mathcal{G} with covariance function given for all $f, g \in \mathcal{G}$ by

$$\text{Cov}(G_{\mathbb{P}}f, G_{\mathbb{P}}g) = \mathbb{E}_{\mathbb{P}}(f(X)g(X)) - \mathbb{E}_{\mathbb{P}}(f(X))\mathbb{E}_{\mathbb{P}}(g(X)).$$

The process $G_{\mathbb{P}}$ is sometimes called (generalized) Brownian bridge process.

It should be clear that convergence of the empirical process is related to the size of the function class \mathcal{G} . We call a class of functions \mathcal{G} a \mathbb{P} -Donsker class if for $X_1, X_2, \dots \stackrel{\text{iid}}{\sim} \mathbb{P}$ it holds that

$$\sqrt{n} \left(\widehat{\mathbb{P}}_n(X_1, \dots, X_n) - \mathbb{P} \right) \rightsquigarrow_{l^\infty(\mathcal{G})} G_{\mathbb{P}}$$

as $n \rightarrow \infty$ and $G_{\mathbb{P}}$ is a tight Borel measurable element in $l^\infty(\mathcal{G})$.

We now turn back to dHSIC. Denote by $\widehat{\mathbb{P}}_n^{\otimes}(\mathbf{x}_1, \dots, \mathbf{x}_n) := \prod_{j=1}^d \left(\frac{1}{n} \sum_{i=1}^n \delta_{x_i^j} \right)$ the empirical product distribution and define the estimator $T_n : \mathcal{X}^n \rightarrow \mathbb{R}$ for all $(\mathbf{x}_1, \dots, \mathbf{x}_n) \in \mathcal{X}^n$ by

$$T_n(\mathbf{x}_1, \dots, \mathbf{x}_n) := \sqrt{n} \sup_{f \in \mathcal{H} : \|f\|_{\mathcal{H}} \leq 1} \left| \widehat{\mathbb{P}}_n(\mathbf{x}_1, \dots, \mathbf{x}_n)f - \widehat{\mathbb{P}}_n^{\otimes}(\mathbf{x}_1, \dots, \mathbf{x}_n)f \right|, \quad (\text{D.2})$$

then it is straightforward to prove that $n \cdot \widehat{\text{dHSIC}}_n = (T_n)^2$. Next, define for all $j \in \{1, \dots, d\}$ the sets $\mathcal{F}^j := \{f \in \mathcal{H}^j : \|f\|_{\mathcal{H}^j} \leq 1\}$ and using the tensor product for functions define the set

$$\mathcal{F} := \left\{ f = \sum_{l=1}^m \lambda_l f_l^1 \otimes \dots \otimes f_l^d \mid \sum_{l=1}^m \lambda_l \leq 1, \lambda_l \geq 0 \text{ and } f_l^j \in \mathcal{F}^j \right\}. \quad (\text{D.3})$$

By Ryan (2002, Proposition 2.2) it holds that $\overline{\mathcal{F}} = \{f \in \mathcal{H} : \|f\|_{\mathcal{H}} \leq 1\}$, which in particular, implies that the estimator T_n can be expressed as

$$T_n(\mathbf{x}_1, \dots, \mathbf{x}_n) := \sqrt{n} \sup_{f \in \mathcal{F}} \left| \widehat{\mathbb{P}}_n(\mathbf{x}_1, \dots, \mathbf{x}_n)f - \widehat{\mathbb{P}}_n^{\otimes}(\mathbf{x}_1, \dots, \mathbf{x}_n)f \right|.$$

Introduce the estimator $S_n : \mathcal{X}^n \rightarrow l^\infty(\mathcal{F})$ defined for all $(\mathbf{x}_1, \dots, \mathbf{x}_n) \in \mathcal{X}^n$ by

$$S_n(\mathbf{x}_1, \dots, \mathbf{x}_n) := \sqrt{n} \left(\widehat{\mathbb{P}}_n(\mathbf{x}_1, \dots, \mathbf{x}_n) - \widehat{\mathbb{P}}_n^{\otimes}(\mathbf{x}_1, \dots, \mathbf{x}_n) \right).$$

The idea is to use the empirical process theory to find a weak limit for S_n . By the continuous mapping theorem this will give us a weak limit of $T_n = \|S_n\|_{\mathcal{F}}$. In order to apply the empirical

process theory, we show that S_n can be approximated by the estimator $Z_n : \mathcal{X}^n \rightarrow l^\infty(\mathcal{F})$ which is defined for all $(\mathbf{x}_1, \dots, \mathbf{x}_n) \in \mathcal{X}^n$ by

$$Z_n(\mathbf{x}_1, \dots, \mathbf{x}_n) := \sqrt{n} \left(\widehat{\mathbb{P}}_n(\mathbf{x}_1, \dots, \mathbf{x}_n) - \mathbb{P}^{\mathbf{X}} \right) - \sum_{j=1}^d \left(\prod_{l \neq j} \mathbb{P}^{X^l} \right) \sqrt{n} \left(\widehat{\mathbb{P}}_n^j(\mathbf{x}_1, \dots, \mathbf{x}_n) - \mathbb{P}^{X^j} \right).$$

This trick, of approximating S_n by a linear combination of normalized empirical processes, is due to Romano (1988). We will then be able to show that Z_n converges to a Gaussian process by making use of Sriperumbudur (2016, Theorem 4.3), which states that for all $j \in \{1, \dots, d\}$ the function class \mathcal{F}^j is a \mathbb{P}^{X^j} -Donsker class and also that the function class $\overline{\mathcal{F}}$, and hence also \mathcal{F} , is a $\mathbb{P}^{\mathbf{X}}$ -Donsker class.

We begin by showing that Z_n and S_n have the same asymptotic properties on $l^\infty(\mathcal{F})$. The proof of this Lemma extends the ideas in Romano (1988) to account for classes of functions instead of sets. Moreover, for the convergence we make use of the empirical process theory.

Lemma D.1 (decomposition of S_n)

Assume Setting 1. Then for all $\mathbf{X}_1, \mathbf{X}_2, \dots \stackrel{\text{iid}}{\sim} \mathbb{P}^{\mathbf{X}} \in H_0$ it holds that

$$\|S_n(\mathbf{X}_1, \dots, \mathbf{X}_n) - Z_n(\mathbf{X}_1, \dots, \mathbf{X}_n)\|_{\mathcal{F}} \xrightarrow{\mathbb{P}} 0,$$

as $n \rightarrow \infty$.

Proof Fix $\mathbf{X}_1, \mathbf{X}_2, \dots \stackrel{\text{iid}}{\sim} \mathbb{P}^{\mathbf{X}} \in H_0$ and denote by $\widehat{\mathbb{P}}_n^j(\mathbf{x}_1, \dots, \mathbf{x}_n) := \frac{1}{n} \sum_{i=1}^n \delta_{x_i^j}$ the empirical measure on the j -th coordinate. Then for all $j \in \{1, \dots, d\}$ it holds by Sriperumbudur (2016, Theorem 4.3) that \mathcal{F}^j is a \mathbb{P}^{X^j} -Donsker class and hence in particular that

$$\|\widehat{\mathbb{P}}_n^j - \mathbb{P}^{X^j}\|_{\mathcal{F}^j} := \sup_{h \in \mathcal{F}^j} |\widehat{\mathbb{P}}_n^j(\mathbf{X}_1, \dots, \mathbf{X}_n)h - \mathbb{P}^{X^j}h| = \mathcal{O}_{\mathbb{P}}\left(n^{-\frac{1}{2}}\right),$$

as $n \rightarrow \infty$. Next, let $f = f^1 \otimes \dots \otimes f^d \in \mathcal{F}$ then it holds that

$$\begin{aligned} \widehat{\mathbb{P}}_n^{\otimes}(\mathbf{X}_1, \dots, \mathbf{X}_n)f &= \prod_{j=1}^d \widehat{\mathbb{P}}_n^j(\mathbf{X}_1, \dots, \mathbf{X}_n)f^j \\ &= \prod_{j=1}^d \left[\mathbb{P}^{X^j}f^j + \left(\widehat{\mathbb{P}}_n^j(\mathbf{X}_1, \dots, \mathbf{X}_n)f^j - \mathbb{P}^{X^j}f^j \right) \right] \\ &= \mathbb{P}^{\mathbf{X}}f + \sum_{j=1}^d \left(\prod_{k \neq j} \mathbb{P}^{X^k}f^k \right) \left(\widehat{\mathbb{P}}_n^j(\mathbf{X}_1, \dots, \mathbf{X}_n)f^j - \mathbb{P}^{X^j}f^j \right) + R\left(\widehat{\mathbb{P}}_n^{\otimes}, \mathbb{P}^{\mathbf{X}}, f\right), \end{aligned} \tag{D.4}$$

where $R\left(\widehat{\mathbb{P}}_n^{\otimes}, \mathbb{P}^{\mathbf{X}}, f\right)$ is the remainder term resulting from multiplying out the product. In order to quantify the contribution of this remainder term to the sum, observe that for all $j \in \{1, \dots, d\}$ it holds that

$$\left| \widehat{\mathbb{P}}_n^j(\mathbf{X}_1, \dots, \mathbf{X}_n)f^j - \mathbb{P}^{X^j}f^j \right| \leq \|\widehat{\mathbb{P}}_n^j(\mathbf{X}_1, \dots, \mathbf{X}_n) - \mathbb{P}^{X^j}\|_{\mathcal{F}^j} = \mathcal{O}_{\mathbb{P}}\left(n^{-\frac{1}{2}}\right) \tag{D.5}$$

as $n \rightarrow \infty$. Moreover, using that \mathcal{F}^j consists of uniformly bounded functions (clearly true since \mathcal{F}^j is the unit ball of the RKHS \mathcal{H}^j) it holds that

$$|\mathbb{P}^{X^j}f^j| \leq \|\mathbb{P}^{X^j}\|_{\mathcal{F}^j} < \infty. \tag{D.6}$$

Now, since $R\left(\widehat{\mathbb{P}}_n^{\otimes}, \mathbb{P}^{\mathbf{X}}, f\right)$ only contains terms with at least two factors of the form $\left(\widehat{\mathbb{P}}_n^k f_l^k - \mathbb{P}^{X^k} f_l^k\right)$ it holds by (D.5) and (D.6) that

$$\left| R\left(\widehat{\mathbb{P}}_n^{\otimes}, \mathbb{P}^{\mathbf{X}}, f\right) \right| = \mathcal{O}_{\mathbb{P}}\left(n^{-1}\right). \tag{D.7}$$

as $n \rightarrow \infty$. Finally, using (D.4) and (D.7) we get for all $f = \sum_{l=1}^m \lambda_l f_l^1 \otimes \cdots \otimes f_l^d \in \mathcal{F}$ that

$$\begin{aligned} & |S_n(\mathbf{X}_1, \dots, \mathbf{X}_n)f - Z_n(\mathbf{X}_1, \dots, \mathbf{X}_n)f| \\ &= \left| \sum_{l=1}^m \lambda_l \sqrt{n} \left[\mathbb{P}^{\mathbf{X}} f_l - \widehat{\mathbb{P}}_n^{\otimes}(\mathbf{X}_1, \dots, \mathbf{X}_n) f_l + \sum_{j=1}^d \left(\prod_{k \neq j} \mathbb{P}^{X^k} f_l^k \right) \left(\widehat{\mathbb{P}}_n^j(\mathbf{X}_1, \dots, \mathbf{X}_n) f_l^j - \mathbb{P}^{X^j} f_l^j \right) \right] \right| \\ &= \left| \sum_{l=1}^m \lambda_l \sqrt{n} R \left(\widehat{\mathbb{P}}_n^{\otimes}, \mathbb{P}^{\mathbf{X}}, f_l \right) \right| \\ &= \mathcal{O}_{\mathbb{P}} \left(n^{-\frac{1}{2}} \right), \end{aligned}$$

as $n \rightarrow \infty$. Since the bound is independent of f we immediately get

$$\|S_n(\mathbf{X}_1, \dots, \mathbf{X}_n) - Z_n(\mathbf{X}_1, \dots, \mathbf{X}_n)\|_{\mathcal{F}} \xrightarrow{\mathbb{P}} 0,$$

as $n \rightarrow \infty$, which completes the proof of Lemma D.1. \square

Lemma D.2 (asymptotic properties of Z_n)

Assume Setting 1. Let $\mathbf{X}_1, \mathbf{X}_2 \dots \stackrel{iid}{\sim} \mathbb{P}^{\mathbf{X}} \in H_0$. Then it holds that

$$Z_n(\mathbf{X}_1, \dots, \mathbf{X}_n)$$

converges in distribution on $l^\infty(\mathcal{F})$ to a centered Gaussian process Z indexed by \mathcal{F} such that Z is a tight Borel measurable element on $l^\infty(\mathcal{F})$ and such that $\mathbb{P}(\|Z\|_{\mathcal{F}} = 0) = 0$.

Proof Recall that Z_n (first introduced by Romano (1988)) is a linear combination of empirical processes

$$Z_n(\mathbf{X}_1, \dots, \mathbf{X}_n) = \sqrt{n} \left(\widehat{\mathbb{P}}_n(\mathbf{X}_1, \dots, \mathbf{X}_n) - \mathbb{P}^{\mathbf{X}} \right) - \sum_{j=1}^d \left(\prod_{l \neq j} \mathbb{P}^{X^l} \right) \sqrt{n} \left(\widehat{\mathbb{P}}_n^j(\mathbf{X}_1, \dots, \mathbf{X}_n) - \mathbb{P}^{X^j} \right). \quad (\text{D.8})$$

Therefore, since by Sriperumbudur (2016, Theorem 4.3) for all $j \in \{1, \dots, d\}$ the sets \mathcal{F}^j are \mathbb{P}^{X^j} -Donsker classes and \mathcal{F} is a $\mathbb{P}^{\mathbf{X}}$ -Donsker class it holds that

$$Z_n(\mathbf{X}_1, \dots, \mathbf{X}_n) \rightsquigarrow_{l^\infty(\mathcal{F})} G_{\mathbb{P}^{\mathbf{X}}} - \sum_{j=1}^d \left(\prod_{l \neq j} \mathbb{P}^{X^l} \right) G_{\mathbb{P}^{X^j}} =: Z,$$

as $n \rightarrow \infty$. Using that the sum of tight Borel measurable Gaussian processes is again a tight Borel measurable Gaussian process, it follows that Z is a tight Borel measurable centered Gaussian process on $l^\infty(\mathcal{F})$.

It remains to show that $\mathbb{P}(\|Z\|_{\mathcal{F}} = 0) = 0$. By monotonicity of the integral it is enough to show that there exists $f_0 \in \mathcal{F}$ such that $\mathbb{P}(|Zf_0| = 0) = 0$. To this end, define for all $f = f^1 \otimes \cdots \otimes f^d \in \mathcal{F}$ and for all $i \in \mathbb{N}$ the random variables

$$Y_i(f) := f(\mathbf{X}_i) - \mathbb{E}(f(\mathbf{X}_i)) - \sum_{j=1}^d \left(\prod_{l \neq j} \mathbb{E}(f^l(X_i^l)) \right) \left(f^j(X_i^j) - \mathbb{E}(f^j(X_i^j)) \right).$$

Clearly, it holds that $(Y_i(f))_{i \in \mathbb{N}}$ is an iid sequence of centered real-valued random variables and by (D.8) it holds that $Z_n f = \frac{1}{\sqrt{n}} \sum_{i=1}^n Y_i(f)$. Hence, if we are able to show that there exists $f_0 = f_0^1 \otimes \cdots \otimes f_0^d \in \mathcal{F}$ such that $\text{Var}(Y_i(f_0)) > 0$ the classical central limit theorem proves that

$\mathbb{P}(|Zf_0| = 0) = 0$. Using that $\mathbb{P}^{\mathbf{X}} \in H_0$ we can perform the following calculation.

$$\begin{aligned}
\text{Var}(Y_i(f)) &= \mathbb{E} \left(\left[f(\mathbf{X}_i) - \sum_{j=1}^d \left(\prod_{l \neq j} \mathbb{E}(f^l(X_i^l)) \right) f^j(X_i^j) \right]^2 \right) - (d-1)^2 \mathbb{E}(f(\mathbf{X}_i))^2 \\
&= \mathbb{E}(f(\mathbf{X}_i)^2) - \sum_{j=1}^d \left(\prod_{l \neq j} \mathbb{E}(f^l(X_i^l)) \right) \mathbb{E}(f(\mathbf{X}_i) f^j(X_i^j)) \\
&\quad + \sum_{j_1=1}^d \sum_{j_2=1}^d \left(\prod_{l_1 \neq j_1} \mathbb{E}(f^{l_1}(X_i^{l_1})) \right) \left(\prod_{l_2 \neq j_2} \mathbb{E}(f^{l_2}(X_i^{l_2})) \right) \mathbb{E}(f^{j_1}(X_i^{j_1}) f^{j_2}(X_i^{j_2})) \\
&\quad - (d-1)^2 \mathbb{E}(f(\mathbf{X}_i))^2 \\
&= \mathbb{E}(f(\mathbf{X}_i)^2) - \sum_{j=1}^d \left(\prod_{l \neq j} \mathbb{E}(f^l(X_i^l)) \right)^2 \mathbb{E}(f^j(X_i^j)^2) \\
&\quad + \sum_{j=1}^d \left(\prod_{l \neq j} \mathbb{E}(f^l(X_i^l)) \right)^2 \mathbb{E}(f^j(X_i^j)^2) + d(d-1) \mathbb{E}(f(\mathbf{X}_i))^2 - (d-1)^2 \mathbb{E}(f(\mathbf{X}_i))^2 \\
&= \text{Var}(f(\mathbf{X}_i)) + d \cdot \mathbb{E}(f(\mathbf{X}_i))^2. \tag{D.9}
\end{aligned}$$

Assume for the sake of contradiction that $\mathbb{E}(f(\mathbf{X}_i)) = 0$ for all $f = f^1 \otimes \dots \otimes f^d \in \mathcal{F}$, then by linearity it in particular holds that $\mathbb{E}(f(\mathbf{X}_i)) = 0$ for all $f \in \mathcal{F}$. Using the properties of the Bochner integral and the definition of the mean embedding function this implies that for all $f \in \mathcal{F}$ it holds that

$$\mathbb{E}(f(\mathbf{X}_i)) = \mathbb{E}(\langle \mathbf{k}(\mathbf{X}_i, \cdot), f \rangle_{\mathcal{H}}) = \langle \Pi(\mathbb{P}^{\mathbf{X}}), f \rangle_{\mathcal{H}} = 0.$$

Since $\overline{\mathcal{F}}$ is the unit ball in \mathcal{H} it holds that $\Pi(\mathbb{P}^{\mathbf{X}}) = 0$. By Setting 1, we have that Π is injective (since \mathbf{k} is characteristic) and hence $\mathbb{P}^{\mathbf{X}} \equiv 0$, which contradicts that $\mathbb{P}^{\mathbf{X}}$ is a probability distribution. Therefore, there exists $f_0 = f_0^1 \otimes \dots \otimes f_0^d \in \mathcal{F}$ such that $\mathbb{E}(f_0(\mathbf{X}_i))^2 > 0$. By (D.9) this implies that $\text{Var}(f_0(\mathbf{X}_i)) > 0$, which completes the proof of Lemma D.2. \square

Theorem D.3 (continuous asymptotic distribution)

Assume Setting 1. Then for $\mathbf{X}_1, \mathbf{X}_2, \dots \stackrel{iid}{\sim} \mathbb{P}^{\mathbf{X}} \in H_0$ it holds that

$$n \cdot \widehat{\text{dHSIC}}(\mathbf{X}_1, \dots, \mathbf{X}_n)$$

converges in distribution to a random variable which has no atom at 0 and a continuous distribution function on $(0, \infty)$.

Proof It is sufficient to prove the result for T_n , because $n \cdot \widehat{\text{dHSIC}}_n = (T_n)^2$. Furthermore, by Slutsky's theorem together with Lemma D.1 and Lemma D.2 it holds that $S_n(\mathbf{X}_1, \dots, \mathbf{X}_n)$ converges in distribution on $l^\infty(\mathcal{F})$ to a mean zero Gaussian process Z indexed by \mathcal{F} such that Z is a tight Borel measurable element in $l^\infty(\mathcal{F})$. Next, by van der Vaart (1996, Lemma 1.5.9) there exists a semi-metric ρ on \mathcal{F} for which the paths of Z are \mathbb{P} -a.s. uniformly continuous and \mathcal{F} is totally bounded.

Denote by $C_u(\mathcal{F}, \rho)$ the space of bounded uniformly continuous functions from \mathcal{F} to \mathbb{R} . It can be shown that this space seen as a subspace of $l^\infty(\mathcal{F})$ with the $\|\cdot\|_{\mathcal{F}}$ norm is a complete and separable space if \mathcal{F} is totally bounded with respect to ρ (e.g. van der Vaart, 1998, Example 18.7). The previous considerations therefore imply that it holds \mathbb{P} -a.s. that Z takes values in a separable Banach space. Therefore we can apply Giné and Nickl (2015, Exercise 2.4.4) with $B = C_u(\mathcal{F}, \rho)$, which proves that distribution function of $\|Z\|_{\mathcal{F}}$ is continuous on $(0, \infty)$. Moreover, the continuous mapping theorem (for an extension to outer measures see van der Vaart, 1996, Theorem 1.11.1) together with the continuity of the norm implies that T_n converges in distribution to $\|Z\|_{\mathcal{F}}$. Since by Lemma D.2 it also holds that $\|Z\|_{\mathcal{F}}$ has no atom at zero, the proof of Theorem D.3 is complete. \square

D.2 Asymptotic distribution of $n \cdot \widehat{\text{dHSIC}}_n$

A key step in the following proof is to show by means of contradiction that $\xi_2(h) > 0$. This relies on Theorem D.3, which is proved using empirical process theory in Appendix D.1.

Proof (Theorem 3.1) Use Lemma 2.7 to observe that $\widehat{\text{dHSIC}}_n$ is simply the V-statistic $V_n(h)$ with $\theta_h = \text{dHSIC}$. By Lemma D.9 it holds that $\xi_1(h) = 0$ under H_0 and moreover, again by Lemma 2.7 it holds that h is bounded and continuous. If $\xi_2(h) > 0$, we can apply Theorem C.9 to see that,

$$n \cdot \widehat{\text{dHSIC}}_n \xrightarrow{d} \binom{2d}{2} \sum_{i=1}^{\infty} \lambda_i Z_i^2$$

as $n \rightarrow \infty$.

Next, assume $\xi_2(h) = 0$, we can apply Theorem C.5 to see that $\lim_{n \rightarrow \infty} \text{Var}(n \cdot \widehat{\text{dHSIC}}_n) = 0$. Combining this with Theorem C.6 and Lemma C.8 hence leads to

$$n \cdot \widehat{\text{dHSIC}}_n \xrightarrow{d} \binom{2d}{2} \sum_{i=1}^{\infty} \lambda_i.$$

as $n \rightarrow \infty$. However, Theorem D.3 states that the limiting distribution of $n \cdot \widehat{\text{dHSIC}}_n$ has a distribution function which is continuous on $(0, \infty)$ and has no atom at 0. This is a contradiction and hence it holds that $\xi_2(h) > 0$, which completes the proof of Theorem 3.1. \square

Proof (Theorem 3.3) Let $t \in \mathbb{R}$ and $\mathbf{X}_1, \mathbf{X}_2, \dots \stackrel{\text{iid}}{\sim} \mathbb{P}^{\mathbf{X}} \in H_A$ fixed, then

$$\begin{aligned} & \mathbb{P} \left(n \cdot \widehat{\text{dHSIC}}_n(\mathbf{X}_1, \dots, \mathbf{X}_n) \leq t \right) \\ &= \mathbb{P} \left(\sqrt{n}(\widehat{\text{dHSIC}}_n(\mathbf{X}_1, \dots, \mathbf{X}_n) - \text{dHSIC}) \leq \frac{t}{\sqrt{n}} - \sqrt{n} \text{dHSIC} \right). \end{aligned} \quad (\text{D.10})$$

Moreover, by Lemma 2.7 it holds that $\widehat{\text{dHSIC}}$ is simply the V-statistic $V_n(h)$ with $\theta_h = \text{dHSIC}$. Additionally, again by Lemma 2.7 it holds that h is bounded and continuous. If $\xi_1(h) > 0$ then we can apply Theorem C.7 to see that,

$$\sqrt{n} \left(\widehat{\text{dHSIC}}_n - \text{dHSIC} \right) \xrightarrow{d} \mathcal{N} \left(0, (2d)^2 \xi_1(h) \right) \quad (\text{D.11})$$

as $n \rightarrow \infty$. Next assume $\xi_1(h) = 0$, then by Theorem C.5 it holds that

$$\mathbb{E} \left(n \left(\widehat{\text{dHSIC}}_n - \text{dHSIC} \right)^2 \right) = n \text{Var} \left(\widehat{\text{dHSIC}} \right) = \mathcal{O} \left(n^{-1} \right)$$

as $n \rightarrow \infty$ and since convergence in second moment implies convergence in distribution this implies

$$\sqrt{n} \left(\widehat{\text{dHSIC}}_n - \text{dHSIC} \right) \xrightarrow{d} 0 \quad (\text{D.12})$$

as $n \rightarrow \infty$. Using the corollary of Slutsky's theorem given in Lehmann and Romano (2005, Corollary 11.2.3) and combining (D.10) with (D.11) if $\xi_1(h) > 0$ and (D.10) with (D.12) if $\xi_1(h) = 0$ completes the proof of Corollary 3.3. \square

D.3 Properties of the permutation test

Proof (Proposition 3.5) Fix $n \in \mathbb{N}$, under H_0 , i.e. $\mathbf{X}_1, \mathbf{X}_2, \dots \stackrel{\text{iid}}{\sim} \mathbb{P}^{\mathbf{X}} \in H_0$, it holds that the individual coordinates of \mathbf{X}_i are independent. Hence, for all $\psi \in (S_n)^d$ it holds that $(\mathbf{X}_1, \dots, \mathbf{X}_n)$ is equal in distribution to $(\mathbf{X}_1^\psi, \dots, \mathbf{X}_n^\psi)$, so in particular, we have that

$$g_{n,\psi}(\mathbf{X}_1, \dots, \mathbf{X}_n) \text{ is equal in distribution to } (\mathbf{X}_1, \dots, \mathbf{X}_n). \quad (\text{D.13})$$

Moreover since $(S_n)^d$ has a group structure we can apply Theorem A.5 to get that φ has level α , which completes the proof of Proposition 3.5. \square

D.4 Properties of the bootstrap test

In this section we prove that the bootstrap test has pointwise asymptotic level (Theorem 3.8) and is consistent (Theorem 3.9). The proofs rely on showing that under both H_0 and H_A the resampled test statistic $n \cdot \widehat{\text{dHSIC}}_n(g_n, \Psi_n(\mathbf{X}_1, \dots, \mathbf{X}_n))$ converges in distribution to an infinite sum of chi-squared distributed random variables. This is shown in Lemma D.6. We can use standard arguments to conclude the proofs, by comparing this distribution with the results about the asymptotic distribution of the test statistic $n \cdot \widehat{\text{dHSIC}}(\mathbf{X}_1, \dots, \mathbf{X}_n)$ given in Theorem 3.1 and Theorem 3.3.

We begin by formally introducing the empirical product distribution function.

Definition D.4 (empirical product distribution function)

Assume Setting 1, then the function $\widehat{F}_n : \mathcal{X}^n \times \mathbb{R}^d \rightarrow [0, 1]$ satisfying for all $(\mathbf{x}_1, \dots, \mathbf{x}_n) \in \mathcal{X}^n$ and for all $\mathbf{t} \in \mathbb{R}^d$ that

$$\widehat{F}_n(\mathbf{x}_1, \dots, \mathbf{x}_n)(\mathbf{t}) := \prod_{j=1}^d \left(\frac{1}{n} \sum_{i=1}^n \mathbb{1}_{\{x_i^j \leq t^j\}} \right)$$

is called the empirical product distribution function.

The following lemma is basic but essential for the proof of Lemma D.6. It shows that random draws from the resampling distribution correspond to independent draws from the empirical product distribution $\widehat{\mathbb{P}}_n^{X^1} \otimes \dots \otimes \widehat{\mathbb{P}}_n^{X^d}$.

Lemma D.5 (bootstrapping property)

Assume Setting 1, let $n \in \mathbb{N}$, and for all $\psi \in B_n^d$ (see (3.8)) let $g_{n,\psi}$ be defined as in (3.6), let Ψ be a random variable with uniform distribution on B_n^d and let \widehat{F}_n be the empirical product distribution function. Then it holds for all $(\mathbf{x}_1, \dots, \mathbf{x}_n) \in \mathcal{X}^n$ that

$$g_{n,\Psi}(\mathbf{x}_1, \dots, \mathbf{x}_n) = (\mathbf{x}_{n,1}^\Psi, \dots, \mathbf{x}_{n,n}^\Psi)$$

are n iid random variables with distribution function $\widehat{F}_n(\mathbf{x}_1, \dots, \mathbf{x}_n)$.

Proof Let $(\tilde{\Omega}, \tilde{\mathcal{F}}, \tilde{\mathbb{P}})$ be the probability space such that $\Psi = (\Psi^1, \dots, \Psi^d) : \tilde{\Omega} \rightarrow B_n^d$. Then, by the properties of the uniform distribution it holds that Ψ^1, \dots, Ψ^d are iid with uniform distribution on B_n and moreover $\Psi^1(1), \dots, \Psi^1(n), \dots, \Psi^d(1), \dots, \Psi^d(n)$ are iid with uniform distribution on $\{1, \dots, n\}$. This implies that for all $(\mathbf{x}_1, \dots, \mathbf{x}_n) \in \mathcal{X}^n$ it holds that

$$g_{n,\Psi}(\mathbf{x}_1, \dots, \mathbf{x}_n) = (\mathbf{x}_{n,1}^\Psi, \dots, \mathbf{x}_{n,n}^\Psi)$$

is a vector of n independent random variables. Furthermore, we have that for all $(\mathbf{x}_1, \dots, \mathbf{x}_n) \in \mathcal{X}^n$, for all $i \in \{1, \dots, n\}$ and for all $\mathbf{t} \in \mathbb{R}^d$ it holds that

$$\begin{aligned} \tilde{\mathbb{P}}(\mathbf{x}_{n,i}^\Psi \leq \mathbf{t}) &= \prod_{j=1}^d \tilde{\mathbb{P}}(x_{n,\Psi^j(i)}^j \leq t^j) \\ &= \prod_{j=1}^d \left(\frac{1}{|B_n|} \sum_{\psi \in B} \mathbb{1}_{\{x_{n,\psi(i)}^j \leq t^j\}} \right) \\ &= \prod_{j=1}^d \left(\frac{1}{n} \sum_{l=1}^n \mathbb{1}_{\{x_{n,i}^j \leq t^j\}} \right). \end{aligned}$$

Hence, it holds for all $i \in \{1, \dots, n\}$ that $\mathbf{x}_{n,i}^\Psi$ has distribution function $\widehat{F}_n(\mathbf{x}_1, \dots, \mathbf{x}_n)$, which completes the proof of Lemma D.5. \square

We are now ready to show that the resampled test statistic asymptotically behaves like the test statistic based on the product law.

Lemma D.6 (asymptotic distribution of the resampled test statistic)

Assume Setting 1. Let $\mathbf{X}_1, \mathbf{X}_2, \dots \stackrel{iid}{\sim} \mathbb{P}^{\mathbf{X}} \in H_0 \cup H_A$ and for all $n \in \mathbb{N}$ let Ψ_n be a uniformly distributed random variable on B_n^d independent of $(\mathbf{X}_i)_{i \in \mathbb{N}}$. Moreover, let $(Z_i)_{i \in \mathbb{N}}$ be a sequence of independent standard normal random variables on \mathbb{R} , let $T_{h_2} \in L(L^2(\mathbb{P}^{X^1} \otimes \dots \otimes \mathbb{P}^{X^d}, |\cdot|_{\mathbb{R}}))$ with the property that for every $f \in L^2(\mathbb{P}^{X^1} \otimes \dots \otimes \mathbb{P}^{X^d}, |\cdot|_{\mathbb{R}})$ and for every $\mathbf{x} \in \mathcal{X}$ it holds that

$$(T_{h_2}(f))(\mathbf{x}) = \int_{\mathcal{X}} h_2(\mathbf{x}, \mathbf{y}) f(\mathbf{y}) \mathbb{P}^{X^1} \otimes \dots \otimes \mathbb{P}^{X^d}(d\mathbf{y}) \quad (\text{D.14})$$

and let $(\lambda_i)_{i \in \mathbb{N}}$ be the eigenvalues of T_{h_2} . Then there exists a measurable set $A_0 \subset \Omega$ with $\mathbb{P}(A_0) = 1$ satisfying that, for all $\omega \in A_0$ that

$$n \cdot \widehat{\text{dHSIC}}_n(g_{n, \Psi_n}(\mathbf{X}_1(\omega), \dots, \mathbf{X}_n(\omega))) \xrightarrow{d} \binom{2d}{2} \sum_{i=1}^{\infty} \lambda_i Z_i^2$$

as $n \rightarrow \infty$.

Proof Let \hat{F}_n be the empirical product distribution function and define for all $\mathbf{t} \in \mathbb{R}^d$ the population product distribution function by

$$F(\mathbf{t}) := \mathbb{P}^{X^1} \otimes \dots \otimes \mathbb{P}^{X^d}((-\infty, t^1] \times \dots \times (-\infty, t^d]) = \prod_{j=1}^d \mathbb{P}(X^j \leq t^j).$$

Applying the Glivenko-Cantelli theorem (e.g. van der Vaart, 1998, Theorem 19.1), which extends the strong law of large numbers for empirical distributions to uniform convergence, shows that there exists a subset $A_0 \subseteq \Omega$ such that $\mathbb{P}(A_0) = 1$ and such that for all $\omega \in A_0$ it holds for all $\mathbf{t} \in \mathbb{R}^d$ that

$$\lim_{n \rightarrow \infty} \hat{F}_n(\mathbf{X}_1(\omega), \dots, \mathbf{X}_n(\omega))(\mathbf{t}) = F(\mathbf{t}). \quad (\text{D.15})$$

The Glivenko-Cantelli theorem is necessary to get the almost sure convergence uniform in \mathbf{t} .

By Lemma D.5 it holds for all $n \in \mathbb{N}$ and for all $(\mathbf{x}_1, \dots, \mathbf{x}_n) \in \mathcal{X}^n$ that

$$g_{n, \Psi_n}(\mathbf{x}_1, \dots, \mathbf{x}_n) = \left(\mathbf{x}_{n,1}^{\Psi_n}, \dots, \mathbf{x}_{n,n}^{\Psi_n} \right)$$

are iid random variables with distribution function $\hat{F}_n(\mathbf{x}_1, \dots, \mathbf{x}_n)$.

Fix $\omega \in A_0$, let $(\mathbf{X}_i^*)_{i \in \mathbb{N}}$ be iid sequence of random variables with distribution $\mathbb{P}^{X^1} \otimes \dots \otimes \mathbb{P}^{X^d}$ and for all $i \in \mathbb{N}$ define $\mathbf{x}_i := \mathbf{X}_i(\omega)$. Then, by (D.15) it holds that

$$\mathbf{x}_{n,i}^{\Psi_n} \xrightarrow{d} \mathbf{X}_i^*$$

as $n \rightarrow \infty$. Hence, we are in the same setting as described in Setting 4.

Since both $\mathbb{P}^{X^1} \otimes \dots \otimes \mathbb{P}^{X^d} \in H_0$ and $\hat{\mathbb{P}}_n^{X^1} \otimes \dots \otimes \hat{\mathbb{P}}_n^{X^d} \in H_0$ it holds by Lemma D.9 for all $\mathbf{z} \in \mathcal{X}$ that

$$h_1(\mathbf{z}) = \mathbb{E}(h(\mathbf{z}, \mathbf{X}_2^*, \dots, \mathbf{X}_{2d}^*)) = 0$$

and for all $n \in \{2d, 2d+1, \dots\}$ and for all $\mathbf{z} \in \mathcal{X}$ that

$$h_1^n(\mathbf{z}) = \mathbb{E}\left(h(\mathbf{z}, \mathbf{x}_{n,2}^{\Psi_n}, \dots, \mathbf{x}_{n,2d}^{\Psi_n})\right) = 0,$$

where h is defined as in (2.4). Moreover, it holds by Proposition 2.4 that

$$\theta_h = \mathbb{E}(h(\mathbf{X}_1^*, \dots, \mathbf{X}_{2d}^*)) = \text{dHSIC}\left(\mathbb{P}^{X^1} \otimes \dots \otimes \mathbb{P}^{X^d}\right) = 0.$$

Moreover, since $\mathbb{P}^{X^1} \otimes \dots \otimes \mathbb{P}^{X^d}$ clearly satisfies the null hypothesis, Theorem 3.1 implies that $\xi_2(h) > 0$. We therefore satisfy all requirements of Theorem C.13 and get that

$$n \cdot \widehat{\text{dHSIC}}_n(\mathbf{x}_{n,1}^{\Psi_n}, \dots, \mathbf{x}_{n,n}^{\Psi_n}) = n\tilde{V}_n(h) \xrightarrow{d} \binom{2d}{2} \sum_{i=1}^{\infty} \lambda_i Z_i^2 \quad (\text{D.16})$$

as $n \rightarrow \infty$. This completes the proof of Lemma D.6. \square

Intuitively, it should be clear that Lemma D.6 together with Theorem 3.1 is sufficient to show pointwise asymptotic level. The details are given in the proof below.

Proof (Theorem 3.8, asymptotic level) Let $\mathbf{X}_1, \mathbf{X}_2, \dots \stackrel{\text{iid}}{\sim} \mathbb{P}^{\mathbf{X}} \in H_0$ be fixed and use the notation defined in Lemma D.6. Then it holds by Theorem 3.1 that

$$n \cdot \widehat{\text{dHSIC}}_n(\mathbf{X}_1, \dots, \mathbf{X}_n) \xrightarrow{d} \binom{2d}{2} \sum_{i=1}^{\infty} \lambda_i Z_i^2 \quad (\text{D.17})$$

as $n \rightarrow \infty$. Let $G: \mathbb{R} \rightarrow (0, 1)$ be the distribution function of $\binom{2d}{2} \sum_{i=1}^{\infty} \lambda_i Z_i^2$, then by Lemma D.6 it holds for all $t \in \mathbb{R}$ and for all $\omega \in A_0$ that

$$\begin{aligned} \lim_{n \rightarrow \infty} \widehat{R}_n(\mathbf{X}_1(\omega), \dots, \mathbf{X}_n(\omega))(t) &= \lim_{n \rightarrow \infty} \frac{1}{n^{nd}} \sum_{\psi \in B_n^d} \mathbb{1}_{\{n \cdot \widehat{\text{dHSIC}}_n(g_{n,\psi}(\mathbf{X}_1(\omega), \dots, \mathbf{X}_n(\omega))) \leq t\}} \\ &= \lim_{n \rightarrow \infty} \mathbb{E} \left(\mathbb{1}_{\{n \cdot \widehat{\text{dHSIC}}_n(g_{n,\Psi_n}(\mathbf{X}_1(\omega), \dots, \mathbf{X}_n(\omega))) \leq t\}} \right) \\ &= \lim_{n \rightarrow \infty} \mathbb{P} \left(n \cdot \widehat{\text{dHSIC}}_n(g_{n,\Psi_n}(\mathbf{X}_1(\omega), \dots, \mathbf{X}_n(\omega))) \leq t \right) \\ &= G(t). \end{aligned}$$

Since G is continuous it holds for all $t \in (0, 1)$ and for all $\omega \in A_0$ that

$$\lim_{n \rightarrow \infty} \left(\widehat{R}_n(\mathbf{X}_1(\omega), \dots, \mathbf{X}_n(\omega)) \right)^{-1}(t) = G^{-1}(t)$$

(e.g. Lehmann and Romano, 2005, Lemma 11.2.1). Recall that $\mathbb{P}(A_0) = 1$ which implies that it holds \mathbb{P} -a.s. that

$$\lim_{n \rightarrow \infty} \left(\widehat{R}_n(\mathbf{X}_1, \dots, \mathbf{X}_n) \right)^{-1}(1 - \alpha) = G^{-1}(1 - \alpha). \quad (\text{D.18})$$

Finally, we can perform the following calculation

$$\begin{aligned} \limsup_{n \rightarrow \infty} \mathbb{P}(\varphi_n(\mathbf{X}_1, \dots, \mathbf{X}_n) = 1) &= \limsup_{n \rightarrow \infty} \mathbb{P} \left(n \cdot \widehat{\text{dHSIC}}_n(\mathbf{X}_1, \dots, \mathbf{X}_n) > \left(\widehat{R}_n(\mathbf{X}_1, \dots, \mathbf{X}_n) \right)^{-1}(1 - \alpha) \right) \\ &= 1 - \liminf_{n \rightarrow \infty} \mathbb{P} \left(n \cdot \widehat{\text{dHSIC}}_n(\mathbf{X}_1, \dots, \mathbf{X}_n) \leq \left(\widehat{R}_n(\mathbf{X}_1, \dots, \mathbf{X}_n) \right)^{-1}(1 - \alpha) \right) \\ &= 1 - G(G^{-1}(1 - \alpha)) = \alpha, \end{aligned}$$

where in the last step we use the corollary of Slutsky's theorem given in Lehmann and Romano (2005, Corollary 11.2.3) together with (D.17) and (D.18). This completes the proof of Theorem 3.8. \square

The proof of Theorem 3.9 uses similar reasoning as the proof of Theorem 3.8.

Proof (Theorem 3.9, consistency) Let $\mathbf{X}_1, \mathbf{X}_2, \dots \stackrel{\text{iid}}{\sim} \mathbb{P}^{\mathbf{X}} \in H_A$ be fixed and use the notation defined in Lemma D.6. Let $G : \mathbb{R} \rightarrow (0, 1)$ be the distribution function of $\binom{2d}{2} \sum_{i=1}^{\infty} \lambda_i Z_i^2$, then by Lemma D.6 it holds for all $t \in \mathbb{R}$ and for all $\omega \in A_0$ that

$$\begin{aligned} \lim_{n \rightarrow \infty} \widehat{R}_n(\mathbf{X}_1(\omega), \dots, \mathbf{X}_n(\omega))(t) &= \lim_{n \rightarrow \infty} \frac{1}{n^{nd}} \sum_{\psi \in B_n^d} \mathbb{1}_{\{n \cdot \widehat{\text{dHSIC}}_n(g_{n,\psi}(\mathbf{X}_1(\omega), \dots, \mathbf{X}_n(\omega))) \leq t\}} \\ &= \lim_{n \rightarrow \infty} \mathbb{E} \left(\mathbb{1}_{\{n \cdot \widehat{\text{dHSIC}}_n(g_{n,\Psi_n}(\mathbf{X}_1(\omega), \dots, \mathbf{X}_n(\omega))) \leq t\}} \right) \\ &= \lim_{n \rightarrow \infty} \mathbb{P} \left(n \cdot \widehat{\text{dHSIC}}_n(g_{n,\Psi_n}(\mathbf{X}_1(\omega), \dots, \mathbf{X}_n(\omega))) \leq t \right) \\ &= G(t). \end{aligned}$$

Since G is continuous it holds for all $t \in (0, 1)$ and for all $\omega \in A_0$ that

$$\lim_{n \rightarrow \infty} \left(\widehat{R}_n(\mathbf{X}_1(\omega), \dots, \mathbf{X}_n(\omega)) \right)^{-1}(t) = G^{-1}(t)$$

(e.g. Lehmann and Romano, 2005, Lemma 11.2.1). So in particular for all $\omega \in A_0$ it holds that

$$\lim_{n \rightarrow \infty} \left(\widehat{R}_n(\mathbf{X}_1(\omega), \dots, \mathbf{X}_n(\omega)) \right)^{-1}(1 - \alpha) = G^{-1}(1 - \alpha). \quad (\text{D.19})$$

Introduce the set

$$A_1 := \left\{ \omega \in \Omega \mid \forall t \in \mathbb{R} : \lim_{n \rightarrow \infty} \mathbb{1}_{\{n \cdot \widehat{\text{dHSIC}}_n(\mathbf{X}_1(\omega), \dots, \mathbf{X}_n(\omega)) \leq t\}} = 0 \right\}. \quad (\text{D.20})$$

By Theorem 3.3 it holds that $\mathbb{P}(A_1) = 1$, which implies that $\mathbb{P}(A_0 \cap A_1) = 1$. Let $\omega \in A_0 \cap A_1$, then by (D.19) and (D.20) there exists a constant $t^* \in \mathbb{R}$ such that for all $n \in \mathbb{N}$ it holds that

$$\left(\widehat{R}_n(\mathbf{X}_1(\omega), \dots, \mathbf{X}_n(\omega)) \right)^{-1}(1 - \alpha) \leq t^*$$

and hence

$$\begin{aligned} &\lim_{n \rightarrow \infty} \mathbb{1}_{\{n \cdot \widehat{\text{dHSIC}}_n(\mathbf{X}_1(\omega), \dots, \mathbf{X}_n(\omega)) \leq (\widehat{R}_n(\mathbf{X}_1(\omega), \dots, \mathbf{X}_n(\omega)))^{-1}(1 - \alpha)\}} \\ &\leq \lim_{n \rightarrow \infty} \mathbb{1}_{\{n \cdot \widehat{\text{dHSIC}}_n(\mathbf{X}_1(\omega), \dots, \mathbf{X}_n(\omega)) \leq t^*\}} = 0. \end{aligned}$$

This proves that \mathbb{P} -a.s. it holds that

$$\lim_{n \rightarrow \infty} \mathbb{1}_{\{n \cdot \widehat{\text{dHSIC}}_n(\mathbf{X}_1, \dots, \mathbf{X}_n) \leq (\widehat{R}_n(\mathbf{X}_1, \dots, \mathbf{X}_n))^{-1}(1 - \alpha)\}} = 0$$

and applying the dominated convergence theorem we also get

$$\begin{aligned} &\lim_{n \rightarrow \infty} \mathbb{P}(\varphi_n(\mathbf{X}_1, \dots, \mathbf{X}_n) = 0) \\ &= \lim_{n \rightarrow \infty} \mathbb{E} \left(\mathbb{1}_{\{n \cdot \widehat{\text{dHSIC}}_n(\mathbf{X}_1, \dots, \mathbf{X}_n) \leq (\widehat{R}_n(\mathbf{X}_1, \dots, \mathbf{X}_n))^{-1}(1 - \alpha)\}} \right) \\ &= 0, \end{aligned}$$

which completes the proof of Theorem 3.9. \square

D.5 Moments of $\widehat{\text{dHSIC}}_n$

In this section we show how the first two asymptotic moments of $\widehat{\text{dHSIC}}_n$ can be calculated.

Proof (Proposition 3.10) Due to Lemma 2.7 we know that $\widehat{\text{dHSIC}}$ is a V-statistic with core function h . Under H_0 it holds that $\theta_h = 0$ and thus applying Lemma C.6 results in

$$\mathbb{E}(\widehat{\text{dHSIC}}_n) = \frac{1}{n} \binom{2d}{2} \mathbb{E}(h_2(\mathbf{X}_1, \mathbf{X}_1)) + \mathcal{O}(n^{-2}).$$

We can use Lemma D.8 to explicitly calculate $\binom{2p}{2} \mathbb{E}(h_2(\mathbf{X}_1, \mathbf{X}_1))$, which together with the independence assumption under H_0 simplifies to the desired expression. This concludes the proof of Proposition 3.10. \square

Proof (Proposition 3.11) Due to Lemma 2.7 we know that $\widehat{\text{dHSIC}}$ is a V-statistic with core function h . Applying Lemma C.5 thus results in

$$\text{Var}(\widehat{\text{dHSIC}}_n) = \binom{n}{2d}^{-1} \binom{2d}{2} \binom{n-2d}{2d-2} \xi_2 + \mathcal{O}(n^{-\frac{5}{2}}).$$

Under H_0 we can use Lemma D.8 to get that

$$\begin{aligned} \xi_2 &= \mathbb{E}(h_2(\mathbf{X}_1, \mathbf{X}_2)^2) \\ &= \binom{2d}{2}^{-2} \mathbb{E} \left(\left(\sum_{i=1}^{10} a_i \right)^2 \right) \\ &= \binom{2d}{2}^{-2} \sum_{i,j=1}^{10} \mathbb{E}(a_i a_j). \end{aligned}$$

Each term $\mathbb{E}(a_i a_j)$ can be explicitly calculated and simplified using the independence properties under H_0 (very tedious). This concludes the proof of Proposition 3.11. \square

D.6 Kernel representation of dHSIC

Proof (Proposition 2.5) Using the definition of the mean embedding we get

$$\begin{aligned} \text{dHSIC} &= \left\| \Pi \left(\mathbb{P}^{X^1} \otimes \dots \otimes \mathbb{P}^{X^d} \right) - \Pi \left(\mathbb{P}^{(X^1, \dots, X^d)} \right) \right\|_{\mathfrak{H}}^2 \\ &= \left\| \prod_{j=1}^d \mathbb{E} \left(k^j \left(X_1^j, \cdot \right) \right) - \mathbb{E}(\mathbf{k}(\mathbf{X}_1, \cdot)) \right\|_{\mathfrak{H}}^2 \\ &= \left\| \prod_{j=1}^d \mathbb{E} \left(k^j \left(X_1^j, \cdot \right) \right) \right\|_{\mathfrak{H}}^2 + \left\| \mathbb{E}(\mathbf{k}(\mathbf{X}_1, \cdot)) \right\|_{\mathfrak{H}}^2 \\ &\quad - 2 \left\langle \prod_{j=1}^d \mathbb{E} \left(k^j \left(X_1^j, \cdot \right) \right), \mathbb{E}(\mathbf{k}(\mathbf{X}_1, \cdot)) \right\rangle_{\mathfrak{H}} \end{aligned} \tag{D.21}$$

Next we simplify each term individually using the properties of the Bochner integral and the properties of tensor Hilbert spaces.

$$\begin{aligned}
\left\| \prod_{j=1}^d \mathbb{E} \left(k^j \left(X_1^j, \cdot \right) \right) \right\|_{\mathfrak{H}}^2 &= \prod_{j=1}^d \left\| \mathbb{E} \left(k^j \left(X_1^j, \cdot \right) \right) \right\|_{\mathfrak{H}^j}^2 \\
&= \prod_{j=1}^d \left\langle \mathbb{E} \left(k^j \left(X_1^j, \cdot \right) \right), \mathbb{E} \left(k^j \left(X_1^j, \cdot \right) \right) \right\rangle_{\mathfrak{H}^j} \\
&= \prod_{j=1}^d \mathbb{E} \left(\left\langle k^j \left(X_1^j, \cdot \right), k^j \left(X_2^j, \cdot \right) \right\rangle_{\mathfrak{H}^j} \right) \\
&= \prod_{j=1}^d \mathbb{E} \left(k^j \left(X_1^j, X_2^j \right) \right) \\
&= \mathbb{E} \left(\prod_{j=1}^d k^j \left(X_{2j-1}^j, X_{2j}^j \right) \right) \tag{D.22}
\end{aligned}$$

$$\begin{aligned}
\left\| \mathbb{E} \left(\mathbf{k} \left(\mathbf{X}_1, \cdot \right) \right) \right\|_{\mathfrak{H}}^2 &= \left\langle \mathbb{E} \left(\mathbf{k} \left(\mathbf{X}_1, \cdot \right) \right), \mathbb{E} \left(\mathbf{k} \left(\mathbf{X}_1, \cdot \right) \right) \right\rangle_{\mathfrak{H}} \\
&= \mathbb{E} \left(\left\langle \mathbf{k} \left(\mathbf{X}_1, \cdot \right), \mathbf{k} \left(\mathbf{X}_2, \cdot \right) \right\rangle_{\mathfrak{H}} \right) \\
&= \mathbb{E} \left(\mathbf{k} \left(\mathbf{X}_1, \mathbf{X}_2 \right) \right) \\
&= \mathbb{E} \left(\prod_{j=1}^d k^j \left(X_1^j, X_2^j \right) \right) \tag{D.23}
\end{aligned}$$

$$\begin{aligned}
\left\langle \prod_{j=1}^d \mathbb{E} \left(k^j \left(X_1^j, \cdot \right) \right), \mathbb{E} \left(\mathbf{k} \left(\mathbf{X}_1, \cdot \right) \right) \right\rangle_{\mathfrak{H}} &= \mathbb{E} \left(\left\langle \mathbb{E} \left(\prod_{j=1}^d k^j \left(X_{j+1}^j, \cdot \right) \right), \prod_{i=1}^d k^i \left(X_1^i, \cdot \right) \right\rangle_{\mathfrak{H}} \right) \\
&= \mathbb{E} \left(\left\langle \prod_{j=1}^d k^j \left(X_{j+1}^j, \cdot \right), \prod_{j=1}^d k^j \left(X_1^j, \cdot \right) \right\rangle_{\mathfrak{H}} \right) \\
&= \mathbb{E} \left(\prod_{j=1}^d \left\langle k^j \left(X_{j+1}^j, \cdot \right), k^j \left(X_1^j, \cdot \right) \right\rangle_{\mathfrak{H}^j} \right) \\
&= \mathbb{E} \left(\prod_{j=1}^d k^j \left(X_1^j, X_{j+1}^j \right) \right) \tag{D.24}
\end{aligned}$$

Combining (D.21), (D.22), (D.23) and (D.24) completes the proof of Proposition 2.5. \square

D.7 Properties of h

Proof (Lemma 2.7) We prove the 5 properties separately.

- **h is symmetric:**

This is immediate by construction.

- **h is continuous:**

This follows from the continuity of the kernels k^j , which is assumed in Setting 1.

- **h is bounded:**

Under Setting 1 we assume that all k^j 's are bounded. Hence for all $j \in \{1, \dots, d\}$ let $C^j > 0$ such

that for all $z_1, z_2 \in \mathcal{X}$ it holds that $|k^j(z_1, z_2)| < C^j$. Thus it is clear that for all $\mathbf{z}_1, \dots, \mathbf{z}_{2d} \in \mathcal{X}$ it holds that

$$|h(\mathbf{z}_1, \dots, \mathbf{z}_{2d})| < 4 \prod_{j=1}^d C^j =: C.$$

• **$\widehat{\text{dHSIC}}$ is a V-statistic with core function h :**

Compute directly,

$$\begin{aligned} V_n(h) &= \frac{1}{n^{2d}} \sum_{\mathbf{M}_{2d}(n)} h(\mathbf{X}_1, \dots, \mathbf{X}_{2d}) \\ &= \frac{1}{(2d)!} \sum_{\pi \in S_{2d}} \frac{1}{n^{2d}} \sum_{\mathbf{M}_{2d}(n)} \left[\prod_{j=1}^d k^j(X_{\pi(i_1)}^j, X_{\pi(i_2)}^j) + \prod_{j=1}^d k^j(X_{\pi(2j-1)}^j, X_{\pi(i_{2j})}^j) \right. \\ &\quad \left. - 2 \prod_{j=1}^d k^j(X_{\pi(i_1)}^j, X_{\pi(i_{j+1})}^j) \right] \\ &= \frac{1}{(2d)!} \sum_{\pi \in S_{2d}} \left[\frac{1}{n^2} \sum_{\mathbf{M}_2(n)} \prod_{j=1}^d k^j(X_{\pi(i_1)}^j, X_{\pi(i_2)}^j) \right. \\ &\quad \left. + \frac{1}{n^{2d}} \sum_{\mathbf{M}_{2d}(n)} \prod_{j=1}^d k^j(X_{\pi(2j-1)}^j, X_{\pi(i_{2j})}^j) \right. \\ &\quad \left. - \frac{2}{n^{d+1}} \sum_{\mathbf{M}_{d+1}(n)} \prod_{j=1}^d k^j(X_{\pi(i_1)}^j, X_{\pi(i_{j+1})}^j) \right] \\ &= \widehat{\text{dHSIC}}_n. \end{aligned}$$

• $\theta_h = \text{dHSIC}$:

Again computing directly,

$$\begin{aligned} \mathbb{E}(h(\mathbf{X}_1, \dots, \mathbf{X}_{2d})) &= \frac{1}{(2d)!} \sum_{\pi \in S_{2d}} \left[\mathbb{E} \left(\prod_{j=1}^d k^j(X_{\pi(1)}^j, X_{\pi(2)}^j) \right) \right. \\ &\quad \left. + \mathbb{E} \left(\prod_{j=1}^d k^j(z_{\pi(2j-1)}^j, z_{\pi(2j)}^j) \right) \right. \\ &\quad \left. - 2 \mathbb{E} \left(\prod_{j=1}^d k^j(z_{\pi(1)}^j, z_{\pi(j+1)}^j) \right) \right] \\ &= \frac{1}{(2d)!} \sum_{\pi \in S_{2d}} \left[\mathbb{E} \left(\prod_{j=1}^d k^j(X_1^j, X_2^j) \right) + \mathbb{E} \left(\prod_{j=1}^d k^j(z_{2j-1}^j, z_{2j}^j) \right) \right. \\ &\quad \left. - 2 \mathbb{E} \left(\prod_{j=1}^d k^j(z_1^j, z_{j+1}^j) \right) \right] \\ &= \text{dHSIC}. \end{aligned}$$

This completes the proof of Lemma 2.7 □

D.8 Further technical results related to h

In order to make the calculations in this section more readable we use the following conventions.

- For all $j \in \{1, \dots, d\}$ and for all $i_1, i_2 \in \{1, \dots, n\}$ we set

$$k_{i_1, i_2}^j := k^j(X_{i_1}^j, X_{i_2}^j).$$

- For all $q, n \in \mathbb{N}$, for all functions $g : \mathcal{X}^n \rightarrow \mathbb{R}$ and for all $i_1, \dots, i_q, j_1, \dots, j_n \in \{1, \dots, n\}$ we set

$$\mathbb{E}_{i_1, \dots, i_q}(g(\mathbf{X}_{j_1}, \dots, \mathbf{X}_{j_n})) = \int_{\mathcal{X}} \dots \int_{\mathcal{X}} g(\mathbf{X}_{j_1}, \dots, \mathbf{X}_{j_n}) \mathbb{P}^{\mathbf{X}}(d\mathbf{X}_{i_1}) \dots \mathbb{P}^{\mathbf{X}}(d\mathbf{X}_{i_q}).$$

Lemma D.7 (expansion of h_1)

Assume Setting 1. Then it holds for all $\mathbf{z} \in \mathcal{X}$ that,

$$\begin{aligned} h_1(\mathbf{z}) &= \frac{1}{d} \left[\mathbb{E} \left(\prod_{j=1}^d k^j(z^j, X_1^j) \right) - \mathbb{E} \left(\prod_{j=1}^d k^j(z^j, X_j^j) \right) \right] \\ &\quad + \frac{d-1}{d} \left[\mathbb{E} \left(\prod_{j=1}^d k^j(X_1^j, X_2^j) \right) - \mathbb{E} \left(\prod_{j=1}^d k^j(X_1^j, X_{j+1}^j) \right) \right] \\ &\quad + \frac{1}{d} \left[\sum_{r=1}^d \mathbb{E} \left(\left(\prod_{j \neq r}^d k^j(X_{2j-1}^j, X_{2j}^j) \right) k^r(z^r, X_{2r}^r) \right) \right. \\ &\quad \left. - \sum_{r=1}^d \mathbb{E} \left(\left(\prod_{j \neq r}^d k^j(X_1^j, X_{j+1}^j) \right) k^r(z^r, X_{r+1}^r) \right) \right] \end{aligned}$$

Proof Recall that

$$h_1(\mathbf{z}) = \mathbb{E}(h(\mathbf{z}, \mathbf{X}_1, \dots, \mathbf{X}_{2d-1})).$$

Next we separate h into 3 terms as follows.

$$\begin{aligned} h(\mathbf{z}_1, \dots, \mathbf{z}_{2d}) &= \frac{1}{(2d)!} \sum_{\pi \in S_{2d}} \left[\prod_{j=1}^d k^j(z_{\pi(1)}^j, z_{\pi(2)}^j) \right] (=: b_1) \\ &\quad + \frac{1}{(2d)!} \sum_{\pi \in S_{2d}} \left[\prod_{j=1}^d k^j(z_{\pi(2j-1)}^j, z_{\pi(2j)}^j) \right] (=: b_2) \\ &\quad - \frac{2}{(2d)!} \sum_{\pi \in S_{2d}} \left[\prod_{j=1}^d k^j(z_{\pi(1)}^j, z_{\pi(j+1)}^j) \right] (=: b_3). \end{aligned}$$

Now we calculate $\mathbb{E}_{2, \dots, 2d}(h(\mathbf{X}_1, \dots, \mathbf{X}_{2d}))$ by considering these three terms separately.

b₁: Begin by letting $\pi \in S_{2d}$, then

$$\mathbb{E}_{2, \dots, 2d} \left(\prod_{j=1}^d k_{\pi(1), \pi(2)}^j \right) = \begin{cases} \mathbb{E}_{2,3} \left(\prod_{j=1}^d k_{2,3}^j \right) & \text{if } \pi(1) \neq 1 \wedge \pi(2) \neq 1 \\ \mathbb{E}_2 \left(\prod_{j=1}^d k_{1,2}^j \right) & \text{if } \pi(1) = 1 \vee \pi(2) = 1. \end{cases}$$

Counting how often each of these cases can occur for $\pi \in S_{2d}$ leads to

$$\begin{aligned}
& \frac{1}{(2d)!} \sum_{\pi \in S_{2d}} \mathbb{E}_{2,\dots,2d} \left(\prod_{j=1}^d k_{\pi(1),\pi(2)}^j \right) \\
&= \frac{(2d-2)(2d-1)!}{(2d)!} \mathbb{E}_{2,3} \left(\prod_{j=1}^d k_{2,3}^j \right) + \frac{2(2d-1)!}{(2d)!} \mathbb{E}_2 \left(\prod_{j=1}^d k_{1,2}^j \right) \\
&= \frac{d-1}{p} \mathbb{E}_{2,3} \left(\prod_{j=1}^d k_{2,3}^j \right) + \frac{1}{p} \mathbb{E}_2 \left(\prod_{j=1}^d k_{1,2}^j \right) \tag{D.25}
\end{aligned}$$

b₂: Begin by letting $\pi \in S_{2d}$, $r \in \{1, \dots, p\}$ such that $\pi(2r-1) = 1$ or $\pi(2r) = 1$ then

$$\mathbb{E}_{2,\dots,2d} \left(\prod_{j=1}^d k_{\pi(2j-1),\pi(2j)}^j \right) = \mathbb{E}_{2,\dots,2d+1} \left(\left(\prod_{j \neq r}^d k_{2j,2j+1}^j \right) k_{1,2r}^r \right)$$

Counting how many combinations are possible for each r and adding all different combinations up gives us

$$\begin{aligned}
& \frac{1}{(2d)!} \sum_{\pi \in S_{2d}} \mathbb{E}_{2,\dots,2d} \left(\prod_{j=1}^d k_{\pi(2j-1),\pi(2j)}^j \right) \\
&= \frac{2(2d-1)!}{(2d)!} \sum_{r=1}^d \mathbb{E}_{2,\dots,2d+1} \left(\left(\prod_{j \neq r}^d k_{2j,2j+1}^j \right) k_{1,2r}^r \right) \\
&= \frac{1}{d} \sum_{r=1}^d \mathbb{E}_{2,\dots,2d+1} \left(\left(\prod_{j \neq r}^d k_{2j,2j+1}^j \right) k_{1,2r}^r \right) \tag{D.26}
\end{aligned}$$

b₃: Begin by letting $\pi \in S_{2d}$, then

$$\mathbb{E}_{2,\dots,2d} \left(\prod_{j=1}^d k_{\pi(1),\pi(j+1)}^j \right) = \begin{cases} \mathbb{E}_{2,\dots,d+2} \left(\prod_{j=1}^d k_{2,j+2}^j \right) & \text{if } \pi(1) \neq 1 \wedge \dots \wedge \pi(d+1) \neq 1 \\ \mathbb{E}_{2,\dots,d+1} \left(\prod_{j=1}^d k_{1,j+1}^j \right) & \text{if } \pi(1) = 1 \\ \mathbb{E}_{2,\dots,d+2} \left(\prod_{j \neq r}^d k_{2,j+2}^j k_{1,2}^r \right) & \text{if } \pi(r+1) = 1 \text{ for } r \in \{1, \dots, d\} \end{cases}$$

Counting how often each of these cases can occur for different $\pi \in S_{2d}$ and adding all cases up results in

$$\begin{aligned}
& \frac{1}{(2d)!} \sum_{\pi \in S_{2d}} \mathbb{E}_{2,\dots,2d} \left(\prod_{j=1}^d k_{\pi(1),\pi(j+1)}^j \right) \\
&= \frac{d-1}{2d} \mathbb{E}_{2,\dots,p+2} \left(\prod_{j=1}^d k_{2,j+2}^j \right) + \frac{1}{2d} \mathbb{E}_{2,\dots,p+1} \left(\prod_{j=1}^d k_{1,j+1}^j \right) \\
&\quad + \frac{1}{2d} \sum_{r=1}^d \mathbb{E}_{2,\dots,p+2} \left(\prod_{j \neq r}^d k_{2,j+2}^j k_{1,2}^r \right) \tag{D.27}
\end{aligned}$$

Finally combining (D.25), (D.25) and (D.25) completes the proof of Lemma D.7. \square

Lemma D.8 (expansion of h_2 under H_0)

Assume Setting 1. Then under H_0 it holds for all $\mathbf{z}_1, \mathbf{z}_2 \in \mathcal{X}$ that,

$$\begin{aligned}
\binom{2d}{2} h_2(\mathbf{z}_1, \mathbf{z}_2) &= \prod_{r=1}^d k^r(z_1^r, z_2^r) \quad (= a_1) \\
&+ (d-1)^2 \prod_{r=1}^d \mathbb{E}(k^r(X_1^r, X_2^r)) \quad (= a_2) \\
&+ (d-1) \prod_{r=1}^d \mathbb{E}(k^r(z_1^r, X_1^r)) \quad (= a_3) \\
&+ (d-1) \prod_{r=1}^d \mathbb{E}(k^r(z_2^r, X_1^r)) \quad (= a_4) \\
&+ \sum_{r=1}^d k^r(z_1^r, z_2^r) \prod_{l \neq r} \mathbb{E}(k^l(X_1^l, X_2^l)) \quad (= a_5) \\
&- \sum_{r=1}^d k^r(z_1^r, z_2^r) \prod_{l \neq r} \mathbb{E}(k^l(z_1^l, X_1^l)) \quad (= a_6) \\
&- \sum_{r=1}^d k^r(z_1^r, z_2^r) \prod_{l \neq r} \mathbb{E}(k^l(z_2^l, X_1^l)) \quad (= a_7) \\
&+ \sum_{r \neq s} \mathbb{E}(k^r(z_1^r, X_1^r)) \mathbb{E}(k^s(z_2^s, X_1^s)) \prod_{l \neq r, s} \mathbb{E}(k^l(X_1^l, X_2^l)) \quad (= a_8) \\
&- (d-1) \sum_{r=1}^d \mathbb{E}(k^r(z_1^r, X_1^r)) \prod_{l \neq r} \mathbb{E}(k^l(X_1^l, X_2^l)) \quad (= a_9) \\
&- (d-1) \sum_{r=1}^d \mathbb{E}(k^r(z_2^r, X_1^r)) \prod_{l \neq r} \mathbb{E}(k^l(X_1^l, X_2^l)) \quad (= a_{10}).
\end{aligned}$$

Proof Begin by setting,

$$\begin{aligned}
A &:= \sum_{\pi \in S_{2d}} \mathbb{E}_{3, \dots, 2d} \left(\prod_{j=1}^d k_{\pi(1), \pi(2)}^j \right) \\
B &:= \sum_{\pi \in S_{2d}} \mathbb{E}_{3, \dots, 2d} \left(\prod_{j=1}^d k_{\pi(2j-1), \pi(2j)}^j \right) \\
C &:= \sum_{\pi \in S_{2d}} \mathbb{E}_{3, \dots, 2d} \left(\prod_{j=1}^d k_{\pi(1), \pi(j+1)}^j \right).
\end{aligned}$$

Then it holds that,

$$h_2(\mathbf{X}_1, \mathbf{X}_2) = \mathbb{E}_{3, \dots, 2d} (h(\mathbf{X}_1, \dots, \mathbf{X}_{2d})) = \frac{1}{(2d)!} (A + B - 2C). \quad (\text{D.28})$$

Under the null hypothesis H_0 the terms A, B and C can be simplified using combinatorial argu-

ments (similar to the ones used in the proof of Lemma D.7).

$$\begin{aligned}
A &= 2(2d-2)! \prod_{r=1}^d k_{1,2}^r \\
&\quad + (2d-2)(2d-3)(2d-2)! \prod_{r=1}^d \mathbb{E}_{3,4}(k_{3,4}^r) \\
&\quad + 2(2d-2)(2d-2)! \prod_{r=1}^d \mathbb{E}_3(k_{1,3}^r) \\
&\quad + 2(2d-2)(2d-2)! \prod_{r=1}^d \mathbb{E}_3(k_{2,3}^r) \\
B &= 2(2d-2)! \sum_{r=1}^d k_{1,2}^r \prod_{l \neq r} \mathbb{E}_{3,4}(k_{3,4}^l) \\
&\quad + 4(2d-2)! \sum_{r \neq s} \mathbb{E}_3(k_{1,3}^r) \mathbb{E}_3(k_{2,3}^s) \prod_{l \neq r,s} \mathbb{E}_{3,4}(k_{3,4}^l) \\
C &= 2(2d-2)! \sum_{r=1}^d k_{1,2}^r \prod_{l \neq r} \mathbb{E}_3(k_{1,3}^l) \\
&\quad + (d-1)(2d-2)! \prod_{r=1}^d \mathbb{E}_3(k_{1,3}^r) + (d-1)(2d-2)! \prod_{r=1}^d \mathbb{E}_3(k_{2,3}^r) \\
&\quad + (d-1)(d-2)(2d-2)! \prod_{r=1}^d \mathbb{E}_{3,4}(k_{3,4}^r) \\
&\quad + (2d-2)! \sum_{r \neq s} \mathbb{E}_3(k_{1,3}^r) \mathbb{E}_3(k_{2,3}^s) \prod_{l \neq r,s} \mathbb{E}_{3,4}(k_{3,4}^l) \\
&\quad + (d-1)(2d-2)! \sum_{r=1}^d \mathbb{E}_3(k_{1,3}^r) \prod_{l \neq r} \mathbb{E}_{3,4}(k_{3,4}^l) \\
&\quad + (d-1)(2d-2)! \sum_{r=1}^d \mathbb{E}_3(k_{2,3}^r) \prod_{l \neq r} \mathbb{E}_{3,4}(k_{3,4}^l)
\end{aligned}$$

Plugging these expressions for A , B and C into (D.28) completes the proof of Lemma D.8. \square

Lemma D.9 (degeneracy under H_0)

Assume Setting 1. Then under H_0 it holds for all $\mathbf{z} \in \mathcal{X}$ that

$$h_1(\mathbf{z}) = 0,$$

and therefore in particular that $\xi_1(h) = 0$.

Proof Observe that under H_0 it holds for all $\mathbf{z} \in \mathcal{X}$ that

$$\bullet \quad \mathbb{E} \left(\prod_{j=1}^d k^j(z^j, X_1^j) \right) = \mathbb{E} \left(\prod_{j=1}^d k^j(z^j, X_j^j) \right) \quad (\text{D.29})$$

$$\bullet \quad \mathbb{E} \left(\prod_{j=1}^d k^j(X_1^j, X_2^j) \right) = \mathbb{E} \left(\prod_{j=1}^d k^j(X_1^j, X_{j+1}^j) \right) \quad (\text{D.30})$$

$$\begin{aligned} \bullet \quad \mathbb{E} \left(\left(\prod_{j \neq r}^d k^j(X_{2j-1}^j, X_{2j}^j) \right) k^r(z^r, X_{2r}^r) \right) \\ = \mathbb{E} \left(\left(\prod_{j \neq r}^d k^j(X_1^j, X_{j+1}^j) \right) k^r(z^r, X_{r+1}^r) \right). \end{aligned} \quad (\text{D.31})$$

Plugging (D.29), (D.30) and (D.31) into the explicit form of h_1 given in Lemma D.7 yields

$$h_1(\mathbf{z}) = 0.$$

This completes the proof of Lemma D.9. \square

E Dealing with estimated residuals

There are two ways of dealing with the fact that the residuals resulting from the regression in the DAG verification method in Section 5.2 are estimated and inherently dependent. Firstly, it can be shown that even though the estimated residuals are dependent the asymptotic ordering corresponds to the ordering resulting from the exact residuals, see Section E.1. While this allows us to use the DAG verification method as a model selection procedure, we need to be more careful if we want to use it as a goodness of fit test. To ensure that such a test has asymptotic level (or equivalently that the p -values are asymptotically correct) we can employ a sample splitting procedure, see Section E.2.

We first introduce the non-parametric regression setting used in the DAG verification method in a more formal manner. Let $(\mathbf{X}_i, \mathbf{R}_i)_{i \in \{1, \dots, n\}} \in \mathbb{R}^d \times \mathbb{R}^d$ be iid random variables satisfying

$$\begin{pmatrix} X_i^1 \\ \vdots \\ X_i^d \end{pmatrix} = \begin{pmatrix} f_1(\mathbf{PA}_i^1) \\ \vdots \\ f_d(\mathbf{PA}_i^d) \end{pmatrix} + \begin{pmatrix} R_i^1 \\ \vdots \\ R_i^d \end{pmatrix} \quad \text{with} \quad \mathbf{PA}_i^j \perp\!\!\!\perp R_i^j \quad (\text{E.1})$$

for some functions $f_j : \mathbb{R}^{|\mathbf{PA}^j|} \rightarrow \mathbb{R}$. The functions f_j are called regression functions and can be expressed for all $\mathbf{x} \in \mathbb{R}^{|\mathbf{PA}^j|}$ as

$$f_j(\mathbf{x}) = \mathbb{E}(X^j \mid \mathbf{PA}^j = \mathbf{x}).$$

Given a data set \mathcal{Z}_n based on n iid random variables, a regression method provides an estimate of the regression function, which we denote by $\hat{f}_{j, \mathcal{Z}_n}$. The corresponding estimated residuals $\hat{\mathbf{R}}_{i,n}$ are defined for all $j \in \{1, \dots, d\}$ by

$$\hat{R}_{i,n}^j := X_i^j - \hat{f}_{j, \mathcal{Z}_n}(\mathbf{PA}_i^j).$$

Similar as in Mooij et al. (2016, Definition 18) we call a regression method suitable if

$$\lim_{n \rightarrow \infty} \mathbb{E} \left(\frac{1}{n} \sum_{i=1}^n \|\hat{\mathbf{R}}_{i,n} - \mathbf{R}_i\|_{\mathbb{R}^d}^2 \right) = \sum_{j=1}^d \lim_{n \rightarrow \infty} \mathbb{E} \left(\frac{1}{n} \sum_{i=1}^n |\hat{R}_{i,n}^j - R_i^j|^2 \right) = 0.$$

Such non-parametric regression methods exists (see e.g. Kpotufe et al., 2014, Lemma 5).

E.1 dHSIC preserves rank

In order to prove that the ordering is preserved, we use a Lipschitz property of $\widehat{\text{dHSIC}}$ that holds whenever the kernel function is Lipschitz (see also Mooij et al., 2016, Lemma 16).

Lemma E.1 (Lipschitz-property of $\widehat{\text{dHSIC}}$)

Let $\mathbf{x}_1, \dots, \mathbf{x}_n, \mathbf{y}_1, \dots, \mathbf{y}_n \in \mathbb{R}^d$ and for all $j \in \{1, \dots, d\}$ let k^j be a positive semi-definite kernel on \mathbb{R} satisfying that there exists a constant $L^j > 0$ such that for all $x, x', y \in \mathcal{X}^j$ it holds that $|k^j(x, y) - k^j(x', y)| \leq L^j |x - x'|$. Then it holds that

$$|\widehat{\text{dHSIC}}_n(\mathbf{x}_1, \dots, \mathbf{x}_n) - \widehat{\text{dHSIC}}_n(\mathbf{y}_1, \dots, \mathbf{y}_n)|^2 \leq \frac{K}{n} \sum_{i=1}^n \|\mathbf{x}_i - \mathbf{y}_i\|_{\mathbb{R}^d}^2.$$

Proof For all $i \in \{1, \dots, n\}$, $j \in \{2, \dots, d\}$ define $\mathbf{z}_{i,j} := (y_i^1, \dots, y_i^{(j-1)}, x_i^j, \dots, x_i^d)$, moreover for all $i \in \{1, \dots, n\}$ define $\mathbf{z}_{i,1} := \mathbf{x}_i$ and $\mathbf{z}_{i,d+1} := \mathbf{y}_i$. Fix a coordinate $j \in \{1, \dots, d\}$, we want to show that there exists a constant $K_j > 0$ such that

$$|\widehat{\text{dHSIC}}_n(\mathbf{z}_{i,j}, \dots, \mathbf{z}_{n,j}) - \widehat{\text{dHSIC}}_n(\mathbf{z}_{i,j+1}, \dots, \mathbf{z}_{n,j+1})|^2 \leq \frac{K_j}{n} \sum_{i=1}^n |x_i^j - y_i^j|^2.$$

To this end, use $\widehat{\text{dHSIC}}_n = V_n(h)$ where h is given in (2.4), to get that,

$$\begin{aligned} & |\widehat{\text{dHSIC}}_n(\mathbf{z}_{i,j}, \dots, \mathbf{z}_{n,j}) - \widehat{\text{dHSIC}}_n(\mathbf{z}_{i,j+1}, \dots, \mathbf{z}_{n,j+1})|^2 \\ &= \left(\frac{1}{n^{2d}} \frac{1}{(2d)!} \sum_{\mathbf{M}_{2d}(n)} \sum_{S_{2d}} \left[\prod_{l \neq j} k^l(z_{i_{\pi(1)},j}^l, z_{i_{\pi(2)},j}^l) \left(k^j(x_{i_{\pi(1)}}^j, x_{i_{\pi(2)}}^j) - k^j(y_{i_{\pi(1)}}^j, y_{i_{\pi(2)}}^j) \right) \right. \right. \\ &\quad \left. \left. + \prod_{l \neq j} k^l(z_{i_{\pi(2j-1)},j}^l, z_{i_{\pi(2j)},j}^l) \left(k^j(x_{i_{\pi(2j-1)}}^j, x_{i_{\pi(2j)}}^j) - k^j(y_{i_{\pi(2j-1)}}^j, y_{i_{\pi(2j)}}^j) \right) \right. \right. \\ &\quad \left. \left. - 2 \prod_{l \neq j} k^l(z_{i_{\pi(1)},j}^l, z_{i_{\pi(j+1)},j}^l) \left(k^j(x_{i_{\pi(1)}}^j, x_{i_{\pi(j+1)}}^j) - k^j(y_{i_{\pi(1)}}^j, y_{i_{\pi(j+1)}}^j) \right) \right] \right)^2. \end{aligned}$$

Hence, using $(a + b + c)^2 \leq 4a^2 + 4b^2 + 4c^2$ we get that

$$\begin{aligned} & |\widehat{\text{dHSIC}}_n(\mathbf{z}_{i,j}, \dots, \mathbf{z}_{n,j}) - \widehat{\text{dHSIC}}_n(\mathbf{z}_{i,j+1}, \dots, \mathbf{z}_{n,j+1})|^2 \\ &\leq \left(\frac{1}{n^{2d}} \frac{1}{(2d)!} \right)^2 \left(4 \sum_{\mathbf{M}_{2d}(n)} \sum_{S_{2d}} \left[\prod_{l \neq j} k^l(z_{i_{\pi(1)},j}^l, z_{i_{\pi(2)},j}^l) \left(k^j(x_{i_{\pi(1)}}^j, x_{i_{\pi(2)}}^j) - k^j(y_{i_{\pi(1)}}^j, y_{i_{\pi(2)}}^j) \right) \right]^2 \right. \\ &\quad \left. + 4 \sum_{\mathbf{M}_{2d}(n)} \sum_{S_{2d}} \left[\prod_{l \neq j} k^l(z_{i_{\pi(2j-1)},j}^l, z_{i_{\pi(2j)},j}^l) \left(k^j(x_{i_{\pi(2j-1)}}^j, x_{i_{\pi(2j)}}^j) - k^j(y_{i_{\pi(2j-1)}}^j, y_{i_{\pi(2j)}}^j) \right) \right]^2 \right. \\ &\quad \left. + 8 \sum_{\mathbf{M}_{2d}(n)} \sum_{S_{2d}} \left[\prod_{l \neq j} k^l(z_{i_{\pi(1)},j}^l, z_{i_{\pi(j+1)},j}^l) \left(k^j(x_{i_{\pi(1)}}^j, x_{i_{\pi(j+1)}}^j) - k^j(y_{i_{\pi(1)}}^j, y_{i_{\pi(j+1)}}^j) \right) \right]^2 \right). \end{aligned}$$

We analyze each of the three parts of the sum separately. The Cauchy-Schwartz inequality together with the Lipschitz property of the kernel k^j , the boundedness of the kernels and the inequality

$(a + b)^2 \leq 2a^2 + 2b^2$ lead to

$$\begin{aligned}
& \sum_{\mathbf{M}_{2d}(n)} \sum_{S_{2d}} \left[\prod_{l \neq j} k^l(z_{i_{\pi(1)},j}^l, z_{i_{\pi(2)},j}^l) \left(k^j(x_{i_{\pi(1)}}^j, x_{i_{\pi(2)}}^j) - k^j(y_{i_{\pi(1)}}^j, y_{i_{\pi(2)}}^j) \right) \right]^2 \\
& \leq \sum_{\mathbf{M}_{2d}(n)} \sum_{S_{2d}} \left[\prod_{l \neq j} k^l(z_{i_{\pi(1)},j}^l, z_{i_{\pi(2)},j}^l) \right]^2 \sum_{\mathbf{M}_{2d}(n)} \sum_{S_{2d}} \left[\left(k^j(x_{i_{\pi(1)}}^j, x_{i_{\pi(2)}}^j) - k^j(y_{i_{\pi(1)}}^j, y_{i_{\pi(2)}}^j) \right) \right]^2 \\
& \leq n^{2d}(2d)! C^{2(d-1)} L_j^2 \sum_{\mathbf{M}_{2d}(n)} \sum_{S_{2d}} \left[|x_{i_{\pi(1)}}^j - y_{i_{\pi(1)}}^j| + |x_{i_{\pi(2)}}^j - y_{i_{\pi(2)}}^j| \right]^2 \\
& \leq 2n^{2d}(2d)! C^{2(d-1)} L_j^2 \left[\sum_{\mathbf{M}_{2d}(n)} \sum_{S_{2d}} |x_{i_{\pi(1)}}^j - y_{i_{\pi(1)}}^j|^2 + \sum_{\mathbf{M}_{2d}(n)} \sum_{S_{2d}} |x_{i_{\pi(2)}}^j - y_{i_{\pi(2)}}^j|^2 \right] \\
& = 2n^{2d}(2d)! C^{2(d-1)} L_j^2 \left[n^{2d-1}(2d)! \sum_{i=1}^n |x_i^j - y_i^j|^2 + n^{2d-1}(2d)! \sum_{i=1}^n |x_i^j - y_i^j|^2 \right] \\
& = 4n^{4d-1}(2d)!^2 C^{2(d-1)} L_j^2 \sum_{i=1}^n |x_i^j - y_i^j|^2.
\end{aligned}$$

The same argument can be applied to the two remaining terms, which finally results in

$$\begin{aligned}
& \left| \widehat{\text{dHSIC}}_n(\mathbf{z}_{i,j}, \dots, \mathbf{z}_{n,j}) - \widehat{\text{dHSIC}}_n(\mathbf{z}_{i,j+1}, \dots, \mathbf{z}_{n,j+1}) \right|^2 \\
& \leq \frac{16n^{4d-1}(2d)!^2 C^{2(d-1)} L_j^2}{n^{4d}(2d)!^2} \sum_{i=1}^n |x_i^j - y_i^j|^2 \\
& \leq \frac{16C^{2(d-1)} L_j^2}{n} \sum_{i=1}^n |x_i^j - y_i^j|^2. \tag{E.2}
\end{aligned}$$

Using (E.2) and applying the inequality $(\sum_{j=1}^d a_j)^2 \leq 2^{d-1} \sum_{j=1}^d a_j^2$ yields

$$\begin{aligned}
& \left| \widehat{\text{dHSIC}}_n(\mathbf{x}_1, \dots, \mathbf{x}_n) - \widehat{\text{dHSIC}}_n(\mathbf{y}_1, \dots, \mathbf{y}_n) \right|^2 \\
& = \left| \sum_{j=1}^d \widehat{\text{dHSIC}}_n(\mathbf{z}_{i,j}, \dots, \mathbf{z}_{n,j}) - \widehat{\text{dHSIC}}_n(\mathbf{z}_{i,j+1}, \dots, \mathbf{z}_{n,j+1}) \right|^2 \\
& \leq \sum_{j=1}^d \left| \widehat{\text{dHSIC}}_n(\mathbf{z}_{i,j}, \dots, \mathbf{z}_{n,j}) - \widehat{\text{dHSIC}}_n(\mathbf{z}_{i,j+1}, \dots, \mathbf{z}_{n,j+1}) \right|^2 \\
& \leq \sum_{j=1}^d \frac{16C^{2(d-1)} L_j^2}{n} \sum_{i=1}^n |x_i^j - y_i^j|^2 \\
& \leq \frac{K}{n} \sum_{i=1}^n \|\mathbf{x}_i - \mathbf{y}_i\|_{\mathbb{R}^d}^2,
\end{aligned}$$

where $K := 16C^{2(d-1)}(\max_{j \in \{1, \dots, d\}} L_j)^2$. This completes the proof of Lemma E.1. \square

Using the Lipschitz property given in Lemma E.1 we can now prove that the difference between $\widehat{\text{dHSIC}}$ based on the estimated residuals and $\widehat{\text{dHSIC}}$ based on the exact residuals converges to 0 in probability, see Theorem E.2 below. This shows that (asymptotically) both quantities yield the same order of causal models.

Theorem E.2 (consistency of $\widehat{\text{dHSIC}}$ for estimated residuals)

Let $(\mathbf{X}_i, \mathbf{R}_i)_{i \in \{1, \dots, n\}} \in \mathbb{R}^d \times \mathbb{R}^d$ be iid random variables satisfying (E.1). Moreover, assume \mathbf{k} satisfies the Lipschitz condition of Lemma E.1. Then, given a suitable regression method for this

problem it holds that

$$|\widehat{\text{dHSIC}}_n(\widehat{\mathbf{R}}_{1,n}, \dots, \widehat{\mathbf{R}}_{n,n}) - \widehat{\text{dHSIC}}_n(\mathbf{R}_1, \dots, \mathbf{R}_n)| \xrightarrow{\mathbb{P}} 0, \quad \text{as } n \rightarrow \infty.$$

Proof By Lemma E.1 it holds that

$$|\widehat{\text{dHSIC}}_n(\widehat{\mathbf{R}}_{1,n}, \dots, \widehat{\mathbf{R}}_{n,n}) - \widehat{\text{dHSIC}}_n(\mathbf{R}_1, \dots, \mathbf{R}_n)|^2 \leq \frac{K}{n} \sum_{i=1}^n \|\widehat{\mathbf{R}}_{i,n}^j - \mathbf{R}_i^j\|_{\mathbb{R}^d}^2,$$

from which the result immediately follows, since L^2 -convergence implies convergence in probability. This completes the proof of Theorem E.2. \square

E.2 Sample splitting

In order to justify the DAG verification method as a goodness of fit test we need to ensure that it achieves asymptotic level. This can be achieved by splitting the sample and using one part to perform the regression and the other part to perform the independence test. While this guarantees that the residuals are independent, we still need to show that the asymptotic distribution of the estimated residuals converges to the same distribution as the exact residuals. In order to do so, we use our results on resampling V-statistics derived in Section C.6.

Proposition E.3 (asymptotic distribution of test statistic for estimated residual)

Let $(\mathbf{X}_i, \mathbf{R}_i)_{i \in \{1, \dots, n\}} \in \mathbb{R}^d \times \mathbb{R}^d$ be iid random variables satisfying (E.1). Let $\mathcal{Z}_n^1 := (\mathbf{X}_1, \dots, \mathbf{X}_n)$ and $\mathcal{Z}_n^2 := (\mathbf{X}_{n+1}, \dots, \mathbf{X}_{2n})$ be two sub-samples, assume $\widehat{f}_{j, \mathcal{Z}_n^2}$ are the estimates of the regression functions due to a suitable regression method based on the sample \mathcal{Z}_n^2 and define for all $i \in \{1, \dots, n\}$ and for all $j \in \{1, \dots, d\}$ the residuals

$$\widehat{R}_{i,n}^j := X_i^j - \widehat{f}_{j, \mathcal{Z}_n^2}(\mathbf{P}\mathbf{A}_i^j).$$

Moreover, let $(Z_i)_{i \in \mathbb{N}}$ be a sequence of independent standard normal random variables on \mathbb{R} , let $T_{h_2} \in L(L^2(\mathbb{P}^{R^1} \otimes \dots \otimes \mathbb{P}^{R^d}, |\cdot|_{\mathbb{R}}))$ with the property that for every $f \in L^2(\mathbb{P}^{R^1} \otimes \dots \otimes \mathbb{P}^{R^d}, |\cdot|_{\mathbb{R}})$ and for every $\mathbf{x} \in \mathcal{X}$ it holds that

$$(T_{h_2}(f))(\mathbf{x}) = \int_{\mathcal{X}} h_2(\mathbf{x}, \mathbf{y}) f(\mathbf{y}) \mathbb{P}^{R^1} \otimes \dots \otimes \mathbb{P}^{R^d}(d\mathbf{y}) \quad (\text{E.3})$$

and let $(\lambda_i)_{i \in \mathbb{N}}$ be the eigenvalues of T_{h_2} . Then it holds that

$$\left. \frac{n \cdot \widehat{\text{dHSIC}}_n(\widehat{\mathbf{R}}_{1,n}, \dots, \widehat{\mathbf{R}}_{n,n})}{n \cdot \widehat{\text{dHSIC}}_n(\mathbf{R}_1, \dots, \mathbf{R}_n)} \right\} \xrightarrow{d} \binom{2d}{2} \sum_{i=1}^{\infty} \lambda_i Z_i^2 \quad \text{as } n \rightarrow \infty.$$

Proof The convergence of $n \cdot \widehat{\text{dHSIC}}_n(\mathbf{R}_1, \dots, \mathbf{R}_n)$ follows immediately from Theorem 3.1. Due to the sample splitting it follows that $\widehat{\mathbf{R}}_{1,n}, \dots, \widehat{\mathbf{R}}_{n,n}$ are iid random variables and given that the regression method is *suitable* and since L^2 -convergence implies convergence in distribution it in particular holds that $\widehat{\mathbf{R}}_{i,n} \xrightarrow{d} \mathbf{R}_i$ as $n \rightarrow \infty$. Hence, $(\widehat{\mathbf{R}}_{i,n})_{i \in \{1, \dots, n\}}$ satisfies the same properties as $(\mathbf{X}_{n,i}^*)_{i \in \{1, \dots, n\}}$ in Setting 4. The convergence of $n \cdot \widehat{\text{dHSIC}}_n(\widehat{\mathbf{R}}_{1,n}, \dots, \widehat{\mathbf{R}}_{n,n})$ thus follows directly from Theorem C.13. \square

Using a similar argument as in Theorem 3.8 we can hence show that the goodness of fit test based on the DAG verification method with sample splitting has asymptotic level.