

Universality in boundary domain growth by sudden bridging

A. A. Saberi^{1,2}, S. H. Ebrahimmazhad Rahbari³, H. Dashti-Naserabadi⁴, A. Abbasi³, Y. S. Cho⁵, and J. Nagler⁶

¹*Department of Physics, University of Tehran, P.O. Box 14395-547, Tehran, Iran*

²*School of Physics and Accelerators, Institute for research in Fundamental Science (IPM) P.O. 19395-5531, Tehran, Iran.*

³*Department of Physics, Plasma and Condensed Matter Computational Laboratory, Azarbaijan Shahid Madani University, Tabriz P.O. 53714-161, Iran*

⁴*Physics and Accelerators Research School, NSRTI P.O. 11365-3486, Tehran, Iran*

⁵*Department of Physics and Astronomy, Seoul National University, Seoul 151-747, Korea and*

⁶*Computational Physics, IfB, ETH Zurich, Wolfgang-Pauli-Strasse 27, 8093 Zurich, Switzerland*

We report on universality in boundary domain growth in cluster aggregation in the limit of maximum concentration. Maximal concentration means that the diffusivity of the clusters is effectively zero and, instead, clusters merge successively in a percolation process, which leads to a sudden growth of the boundary domains. For two-dimensional square lattices of linear dimension L , independent of the models studied here, we find that the maximum of the boundary interface width, the susceptibility χ , exhibits the scaling $\chi \sim L^\gamma$ with the universal exponent $\gamma = 1$. The rapid growth of the boundary domain at the percolation threshold, which is guaranteed to occur for almost *any* cluster percolation process, underlies the universal scaling of χ .

Introduction. Universality is an important concept in statistical physics which implies that the critical exponents characterizing the critical transition do not depend on the microscopic details of the model [1]. Percolation on lattices describes the sudden emergence of a spanning cluster together with its fluctuations. In site percolation in euclidean lattices the order parameter, usually defined as the fraction of occupied sites in the spanning cluster, is studied as a function of the control parameter p (the fraction of occupied sites of the entire lattice). The percolation universality class is characterized by a given set of critical exponents that determine the scale invariant behavior immediately before, precisely at and just after the phase transition from microscopic to global connectedness [2–5]. However, the scaling and hyperscaling relations leave only two independent exponents, e.g., β and ν characterizing the critical behavior of the order parameter and the correlation length around the critical threshold p_c , respectively, which fully determine the percolation universality class. The universality, on the other hand, can be encoded by the rich fractal structure of the percolation clusters at criticality. A fractal percolation cluster of fractal dimension $D_f = d - \beta/\nu$, where d is the dimension of the system, is composed of several other fractal substructures including its perimeter (hull), external perimeter, backbone, and red sites (bonds), etc. For instance, it is shown [6] that the fractal dimension d_f^r of the red bonds (a red bond is one that upon cutting leads to a splitting of the cluster) is given by $d_f^r = 1/\nu$ valid in all dimensions d below the critical dimension d_c at which the mean field exponents hold. Therefore, the universality can alternatively be given by the fractal geometry of the model in terms of D_f and d_f^r .

In contrast to cluster aggregation processes at low cluster concentration, boundary domain growth in the limit of maximum concentration is poorly understood [7, 8].

Whereas at low concentration a cluster performs a ran-

dom motion until it collides with another cluster or the boundary [9–13], at high concentration the diffusivity is negligible and the process is well described by percolation. Here, we analyze a variety of percolation processes and ask how a given rule determines the growth of boundary domains.

The simplest of such processes is site percolation which can be considered a particular model for cluster-size dependent aggregation at maximal concentration. To demonstrate the universality of our framework we study a wide range of models and find that *all* models exhibit the same scaling of the susceptibility

$$\chi \sim L^\gamma \quad (1)$$

with the exponent, $\gamma \approx 1$. This universality is remarkable because other observables such as the fractal cluster dimension and the fractal surface dimension at the percolation threshold remain model specific.

Results. We perform extensive Monte-Carlo simulations of cluster percolation on the square lattice with linear dimension L .

Initially all lattice sites represent single clusters of unit size. Only neighboring clusters can merge each time step according to a given rule. Specifically, choose at each time step a cluster and merge the cluster according to a given rule with one of its neighboring clusters, accessible in its von Neumann neighborhood. Repeat this over and over again until a single cluster of size N spans the entire lattice.

During the aggregation process, the system undergoes a phase transition from a subcritical phase of microscopic $o(N)$ -size components to a supercritical phase with (at least) a macroscopic component of size $O(N)$. Here we analyze the growth of the lower boundary domain. In the beginning, the domain is a single cluster of size L which merges during the percolation process with other clusters at its interface, as sketched in Fig. 1.




FIG. 2: **Subcritical boundary domains.** Snapshots of the growing boundary domain for different models exactly one step δt before percolation. (a) max-rule produces a very porous and loose boundary domain. (b) rnd-rule generates a dense and space-filling cluster (fractal dimension $D_f = 2$). (c) fractional percolation ($f = 1$) exhibits an almost compact boundary domain. (d) min-rule shows a compact boundary domain without voids inside its bulk. All models on square lattice of size 400×400 ; shown is the lower domain of size 400×250 .

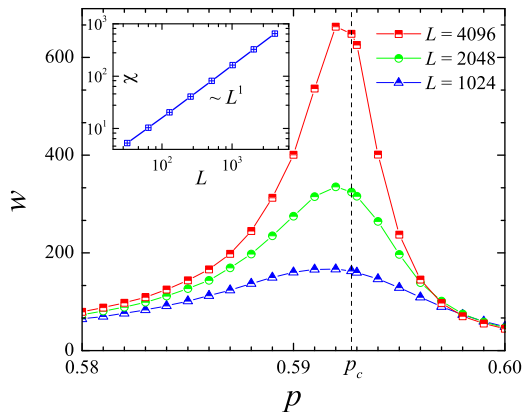


FIG. 3: (Color online) **Roughness of the boundary domain in site percolation.** The rms fluctuations of height, w , as a function of occupation probability p (equivalent to time using kinetic formulation, i.e. $t = p$ for ordinary percolation).

Inset: Scaling of the susceptibility with size. Square lattices of size L , 10^5 realizations. Error bars are smaller than symbol size.

(thus characterizing by some $\gamma < 1$, if not $\gamma = 1/2$). In addition, the fractal geometry of the giant percolation cluster and its boundary do depend on the model [3, 8, 16] (see Supplementary Information). So, a universal $\gamma = 1$ is a rather surprising finding. In the following, we explain the universality by the necessary occurrence of a sudden bridging.

Consider the largest single step jump in w ,

$$\Delta := \max_i [(w(t_{i+1}) - w(t_i))], \quad (4)$$

which occurs at the percolation point, t_c , as shown in Fig. 5.

Because the spanning cluster is macroscopic, *i.e.*, of size $O(N)$, the linear dimension of the percolation cluster is of size $O(L)$, in *any* linear dimension. Thus, at percolation an $O(L)$ number of boundary sites h_i jump from $o(L)$ to $O(L)$.

Case 1: αL number of sites h_i increase to $O(L)$, and $(1 - \alpha)L$ sites stay of size $o(L)$, with some $0 < \alpha < 1$. Then the mean difference $\langle h_i - \bar{h} \rangle$ is of size $O(L)$, resulting from the $(1 - \alpha)L$ fraction of sites that have an $O(L)$ -sized difference to \bar{h} . Thus $w^2 = o(L)^2 \rightarrow O(L)^2$.

Case 2: Assume $\alpha = 1$, meaning all sites jump from $o(L)$ to $O(L)$. Unless the spanning cluster exhibits only $o(L)$ fluctuations parallel to the boundary domain, the mean difference $\langle h_i - \bar{h} \rangle$ is of size $O(L)$. Recall that the linear dimension of the percolation cluster is of size $O(L)$ in *any* direction, in particular parallel to the height profile h_i . Thus $w^2 = o(L)^2 \rightarrow O(L)^2$.

Case 3: All sites jump from $o(L)$ to $O(L)$ and the height profile of the spanning cluster exhibits only $o(L)$ fluctuations parallel to the boundary domain. In this case, $\langle h_i - \bar{h} \rangle = o(L)$, with a possible $o(L)$ fraction of sites that show variations of size $O(L)$. This determines the spanning cluster not only necessarily compact (characteristic of discontinuous percolation) but rectangular

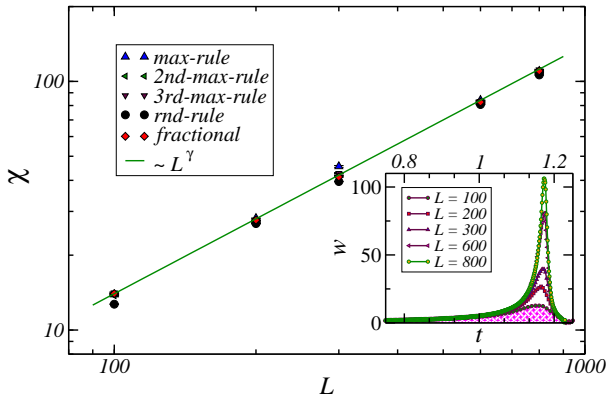


FIG. 4: (Color online) **Universality of the susceptibility scaling.** Inset: interface width, w (Eq. (2)), for rnd-rule as a function of time for different lattice size L . Main panel: Maximum of the interface width, the susceptibility, Eq. (1), at the percolation point, as a function the lattice size L for max-rule (\triangle), 2nd-max-rule (\diamond), 3rd-max-rule (∇), rnd-rule (\circ), and fractional (\diamond , $f = 1.0$). The solid line shows the best fit, $\chi \sim L^\gamma$, where $\gamma \approx 1$ (max-rule: $\gamma = 0.95 \pm 0.005$, 2nd-max-rule: $\gamma = 0.98 \pm 0.005$, 3rd-max-rule: $\gamma = 1.00 \pm 0.005$, rnd-rule: $\gamma = 1.01 \pm 0.005$, fractional: $\gamma = 0.99 \pm 0.005$). 800 realizations for each data point.

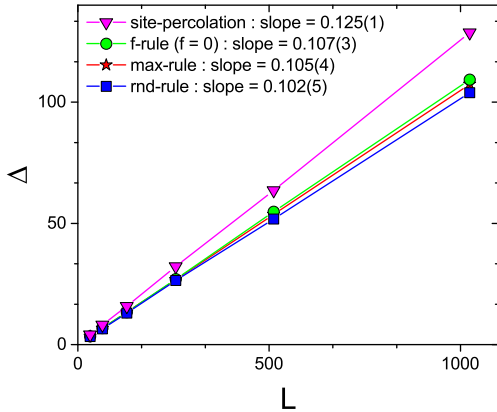


FIG. 5: (Color online) **The maximal gap in w .** Size Δ of the largest gap in w for a collection of continuous and discontinuous cluster percolation models. Specifically, for rnd-rule (\circ), 2nd-max-rule (\square), 3rd-max-rule (\diamond), fractional (\triangle , $f = 0.5$), all yielding discontinuous percolation, and max-max-rule (select at random a cluster and merge the two largest clusters that are neighbors of each other among the selected cluster and all its neighbors), yielding continuous percolation, Δ as a function of lattice size L is shown. 800 realizations for each data point. Error bars are smaller than symbol size.

(possibly with "micro-cracks"). This very special case does not show a macroscopic jump in w .

We conclude that bridging implies $w^2 = o(L)^2 \rightarrow O(L)^2$ and thus $\chi = \max_t [w(t)] \sim L^\gamma$ with $\gamma = 1$, virtually independent of the model.

Discussion. In continuous percolation, the emergence of a unique macroscopic cluster necessarily coin-




FIG. 6: (Color online) **Sudden bridging.** The fractal boundary domain (bottom, red) suddenly gets connected to the spanning cluster (yellow). This sudden event represents case (3) and induces a discontinuity in the domain growth leading to $\gamma = 1$.

cides with the occurrence of spanning (when facing sides of the lattice get connected by a path of sites). At the percolation threshold the giant component is fractal and spanning. Discontinuous percolation, however, can show a much richer dynamics than case (3) [15–22]. In discontinuous percolation the emergence of a macroscopic cluster must not necessarily coincide with the emergence of a spanning cluster, nor must the giant component be unique at percolation. Instead, multiple giant (compact) components can emerge simultaneously [23, 24], which may merge in multiple discontinuous transitions. Spanning can occur much later than the first emergence of the macroscopic component. Nevertheless, as illustrated in Fig. 6, there necessarily occurs a single event where one of the $O(N)$ -size components connects to the boundary domain, yielding an $O(L)$ -size jump in w . This predicts $\gamma = 1$ for both continuous and discontinuous processes, except for very particular processes.

We call those processes *needle growth processes*: With sufficient preference choose mergers such that the aspect ratio of the cluster that results from the merging is as large as possible. This rule (and other artificially constructed rules) would lead to spanning prior to the emergence of a macroscopic cluster. Thus the boundary domain would increase continuously in the thermodynamic limit.

Notably, processes where the emergence of a macroscopic cluster proceeds spanning are also possible: With sufficiently large preference grow the second largest cluster in the system such that its aspect ratio stays as close as possible to unity. This guarantees the simultaneous emergence of two macroscopic ($O(N)$ -size) compact clusters reluctant to span the lattice at the percolation

threshold (defined via the first emergence of a macroscopic cluster and not via spanning).

However, boundary domain growth for those processes would still exhibit an $O(L)$ -size jump in w because spanning is certain at times during the process.

Continuous domain growth is not only expected for *needle processes* but known for a broad class of physical relevant processes. Examples include, percolation or aggregation processes where boundary growth is the dominating process such as in invasion percolation or KPZ growth models [25]. More specifically, classification of the evolution of (1+1)-dimensional boundary domains in non-equilibrium growth processes has been very well established in the past [26]. One of the most important universality classes is given by the Kardar-Parisi-Zhang (KPZ) [25] equation $\partial h(x,t)/\partial t = \nu \nabla^2 h + \lambda |\nabla h|^\mu + \eta(x,t)$ with $\mu = 2$, which also includes the Edwards-Wilkinson (EW) universality for $\lambda = 0$. The boundary fluctuations reach a maximum χ in the stationary state which scales with the system size as $\chi \sim L^\gamma$. It is shown [27] that in the presence of the additive noise η , the roughness exponent γ falls into the ordinary KPZ (EW) class with the exact value [25] $\gamma = 1/2$ for all μ ($\lambda = 0$). However, for the deterministic case of $\eta = 0$ and for $\mu < 1$, an instability occurs which leads to a fluctuating grooved interface. In this case, the roughness exponent is observed to coincide with our prediction $\gamma \approx 1$ [27].

To conclude, boundary domain growth at maximal concentration is discontinuous and characterized by a universal exponent with respect to the scaling of the maximum of the boundary interface width. The universality for boundary domain growth at maximal concentration in terms of the model-independent exponent $\gamma = 1$ is explained by the necessary occurrence of sudden bridging, the connection of the boundary domain to the largest cluster in the system. Our study opens a new category of growing interfaces complementary to the well-established self-affine surfaces. Loosely speaking, in the non-isotropic *self-affine* growing interfaces, the exponent γ , which determines the universality class of the growth process, is model specific while the fractal properties of the boundary domain and its surface (if any) do not have any information about the universality class. In our case, the story is rather inverse: for an isotropic *self-similar* growing interface, the fractal structure is model specific characterizing the universality classes (if any), while the exponent $\gamma = 1$ is super-universal for all models. In this picture, the exponent γ captures the underlying isotropic symmetry in the growth processes.

We found a universal scaling behavior of an important observable across a wide range of percolation models (i.e., for discontinuous and continuous percolation) that has not been reported as of yet: a universal scaling of the boundary domain growth induced by a phenomenon which we call sudden bridging. Previous aggrega-

tion models (i.e., diffusion limited aggregation) assume that microscopic particles diffuse until they collide with other particles (or the boundary), which usually leads to $\gamma = 1/2$ (and not $\gamma = 1$). In a broader context as an empirical application of our finding, it is worth noticing that one of the crucial aims in surface growth science is to devise a dynamical growth model and mechanisms to understand the underlying physics behind the observed height profile in the lab using different tools, e.g., Atomic Force Microscopy (AFM). In AFM sample scans, the tip which moves along a 1d sample, only sees effective columnar valleys regardless of the inherent complex fractal structure of the grown surface a little deep inside. In this light, our study suggests that different percolation-based growth processes with different characteristic complex inherent structures can lead to the same statistics observed at the effective surface of the samples. To our knowledge, such correspondence has never been reported yet.

Methods. We perform large scale Monte-Carlo simulations on a 2D square lattice of length L . Periodic boundary conditions are applied along the horizontal x -direction. We start with $N = L \times L$ single clusters (meaning at $t = 0$ each site represents an individual cluster).

At each time step, we merge two neighboring clusters according to a fixed rule. We choose von Neumann neighborhood (i.e. given by either $x \pm 1$, or $y \pm 1$; sites or clusters with a double displacement in x and in y direction are no neighbors).

At each MC step the number of clusters in the system decreases by 1 and eventually at the end of simulations one cluster emerges which then covers the entire lattice.

We use two different markers to identify bulk and domain clusters. At the beginning of the simulations, all the sites (and clusters) of the first row of the grid (at $y = 0$) are marked black while the rest are white. Hence, the boundary domain at $t = 0$ constitutes of L clusters at $y = 0$ whereas the bulk constitutes $L \times (L - 1)$ clusters in the domain $y \geq 1$. Whenever a bulk cluster (marked in white) is merged with a domain cluster (marked in black) it will join the domain.

As time advances, the interface at the bottom will experience an upward directed but stochastic growth. The percolation time, t_c , is defined through the MC step at which the boundary domain touches the ceiling of the system (at $y = L - 1$), usually referred to as spanning.

Except for standard site percolation, we study two models types: (i) *Focal models*: For focal models we choose randomly a cluster (*focal cluster*) and merge it with one of its von Neumann neighboring *clusters*. Specifically, max-rule means choose at random a cluster and merge it with the largest neighboring cluster, min-rule means choose at random a cluster and merge it with the smallest neighboring cluster and for rnd-rule we choose at random a cluster and merge it with randomly chosen neighboring cluster. For the *fractional rule* choose

at random a cluster and merge it with the von Neumann neighboring cluster (nn) that minimizes $fs_f - s_{nn}$ where s_f is the size of the focal cluster, s_{nn} the size of the neighboring cluster and f a constant (a parameter of the model that controls to what extent clusters of a certain size ratio merge preferentially together [14]). Models based on focal kernels thus necessary involve the growth of the randomly chosen focal cluster.

In contrast, we study also (ii) *non-focal models* where the focal cluster does not necessarily aggregate with some other at a given MC step: choose at random a cluster, independently of its size (call this cluster the *focal cluster*). The focal cluster will be surrounded by other clusters (call these clusters *neighboring clusters*), which share at least a single von Neumann neighboring site (i.e. coordinate displacements $x \pm 1$, or $y \pm 1$ define the neighboring). Now consider the set $S := \{\text{focal cluster, all neighboring clusters}\}$. Merge two clusters of the set S that are neighboring, according to some given fixed rule (merging two clusters in S that are not neighbors is forbidden). Specifically, max-max rule: choose at random a cluster, call it focal cluster, find the largest cluster in the set *focal cluster plus all von Neumann neighbors* and merge it with its largest neighbor cluster. 2nd-max rule: choose at random a cluster, find the second largest cluster in the set *focal cluster plus all von Neumann neighbors* and merge this cluster with its largest neighbor. 3rd-max rule: choose at random a cluster, find the third largest cluster in the set *focal cluster plus all von Neumann neighbors* and merge this cluster with its largest neighbor.

Acknowledgments. A.A.S. and H.D.N. acknowledge partial financial supports by the Iran National Science Foundation (INSF), and University of Tehran. J.N. thanks the ETH Risk Center for support and L. Ilie-Deustch for invaluable input.

[1] Stanley, H. E. Scaling, universality, and renormalization: Three pillars of modern critical phenomena., *Rev. Mod. Phys.* **71**, S358 (1999).
[2] Stauffer, D. & Aharony, A. in *Introduction to Percolation Theory* (Taylor & Francis, 1994).
[3] Sahimi, M. in *Applications of Percolation Theory* (Taylor & Francis, 1994).
[4] Saberi, A. A. Recent advances in percolation theory and its applications., *Phys. Rep.* **578**, 1 (2015).
[5] D'Souza, R. M. & Nagler, J. Anomalous critical and supercritical phenomena in explosive percolation., *Nat. Phys.* **11**, 531 (2015).
[6] Coniglio, A. Cluster structure near the percolation threshold., *J. Phys. A: Math. Gen.* **15**, 3829 (1982).
[7] Hendricks, E. M., Ernst, M. H. & Ziff, R. M. Coagulation equations with gelation., *J. Stat. Phys.* **31**, 519 (1983).
[8] Kolb, M. & Hermann, H. J. Surface fractals in irreversible aggregation, *Phys. Rev. Lett.* **59**, 454 (1987).

[9] Meakin, P. Effects of cluster trajectories on cluster-cluster aggregation: A comparison of linear and brownian trajectories in two- and three-dimensional simulations., *Phys. Rev. A* **29**, 997 (1984).
[10] Meakin, P., Majid, I., Havlin, S. & Stanley, H. E. Topological properties of diffusion limited aggregation and cluster-cluster aggregation., *J. Phys. A* **17**, L975 (1984).
[11] Family, F., Meakin, P. & Viscek, T. Cluster size distribution in chemically controlled cluster-cluster aggregation., **83**, 4144 (1854).
[12] Meakin, P., Viscek, T. & Family, F. Dynamic cluster-size distribution in cluster-cluster aggregation: Effects of cluster diffusivity., *Phys. Rev. B* **31**, 564 (1985).
[13] Cho, Y. S. & Kahng, B. Discontinuous percolation transitions in real physical systems., *Phys. Rev. E* **84**, 050102 (2011).
[14] Schröder, M., Ebrahimnazhad Rahbari, S. H. & Nagler, J. Crackling noise in fractional percolation., *Nat. Commun.* **4**, 2222 (2013).
[15] Araujo, N. A. M. & Hermann, H. J. Explosive percolation via control of the largest cluster., *Phys. Rev. Lett.* **105**, 035701 (2010).
[16] Araujo, N. A. M., Andrade, J. S., Ziff, R. M. & Hermann, H. J. Tricritical point in explosive percolation., *Phys. Rev. Lett.* **106**, 095703 (2011).
[17] Riordan, O. & Warnke, L. Explosive percolation is continuous., *Science* **333**, 322 (2011).
[18] Nagler, J., Tiessen, T. & Gutch, H. W. Continuous percolation with discontinuities, *Phys. Rev. X* **2**, 031009 (2012).
[19] Chen, W., Nagler, J., Cheng, X., Jin, X., Shen, H., Zheng, Z. & D'Souza, R. M. Phase transitions in supercritical explosive percolation., *Phys. Rev. E* **87**, 052130 (2013).
[20] Chen, W., Cheng, X., Zheng, Z., Chung, N. N., D'Souza, R. M. & Nagler, J. Unstable supercritical discontinuous percolation transitions., *Phys. Rev. E* **88**, 042152 (2013).
[21] Chen, W., Schröder, M., D'Souza, R. M., Sornette, D. & Nagler, J. Microtransition cascades to percolation., *Phys. Rev. Lett.* **112**, 155701 (2014).
[22] Cho, Y. S., Hwang, S., Hermann, H. J. & Kahng, B. Avoiding a spanning cluster in percolation models., *Science* **339**, 1185 (2013).
[23] Ben-Naim, E. & Krapivsky, P. L. Percolation with multiple giant clusters., *J. Phys. A* **38**, L417 (2005).
[24] Chen, W. & D'Souza, M. D. Explosive percolation with multiple giant components, *Phys. Rev. Lett.* **106**, 115701 (2011).
[25] Kardar, M., Parisi, G. & Zhang, Y. C. Dynamic scaling of growing interfaces, *Phys. Rev. Lett.* **56**, 889 (1986).
[26] Barabasi, A. L. & Stanley, H. E. in *Fractal Concepts in Surface Growth* (Cambridge University Press, 1995).
[27] Amar, J. G. & Family, F. Scaling and universality in statistical physics, *Phys. Rev. E* **47**, 1595 (1993).

Author contributions statement

A.A.S., S.H.E.R. and J.N. have equally contributed in designing the research. H.D.N. and S.H.E.R did the simulations. A.A.S. and J.N. conceived and analysed the data. A.A.S. wrote the supplementary paper whose sim-

ulations were done by H.D-N., J.N., A.A.S and S.H.E.R wrote the manuscript. A.A. and Y.S.C.had early contribution in the work.

SUPPLEMENTARY INFORMATION

In this supplementary material, we will present some additional details of simulations and the results reported in the paper. It includes the study of the ordinary (site and bond) percolation problems together with the details of computations for the scaling properties of critical clusters.

Standard Percolation Models

In order to examine our computations for the ordinary percolation with a continuous phase transition, we first consider the site percolation model on a square lattice of different sizes $L = 2^k, k = \{5, 6, \dots, 12\}$. Each site can be either in an occupied or unoccupied state with probability p or $1 - p$, respectively. All nearest-neighbor occupied sites will define a cluster assigned by a specified color. As a boundary condition, we fix all sites at the bottom boundary ($i, j = 1$) in an occupied state which will be intact in time and constitutes the boundary domain (the cluster with the same color as the bottom-boundary occupied sites) whose statistical evolution is our main point of interest here. More precisely, to each boundary site ($i, j = 1$) we attribute a height function h_i which is the maximum height of the occupied site in the column $i = 1, 2, \dots, L$ belonging to the boundary domain (see Fig. 7). By running the occupancy p from 0 to 1, some occupied sites will randomly join to the boundary domain and thus the height profile $\{h_i\}$ will evolve as a function of p . The first quantity of interest is the height fluctuations measured by the root mean square (rms) w of the height profiles

$$\langle w \rangle_E = \left\langle \sqrt{\sum_i (h_i - \bar{h})^2 / L} \right\rangle_E, \quad (5)$$

where \bar{h} is the mean height and $\langle \dots \rangle_E$ denotes for ensemble averaging. For a given occupancy p and system size L , the averages are taken over more than 5000 independent samples. We find that the width w exhibits a peak whose position converges to the site percolation threshold $p_c = 0.5927 \dots$ for large system sizes (see Fig. 8). At $p = p_c$, the boundary domain spans the lattice along the vertical direction. We also find that the value $\chi = w(p_c)$, which is called susceptibility, exhibits a scaling relation with the system size as $\chi \sim L^\gamma$. To estimate the exponent γ , the value of χ is averaged over 5×10^4 samples for each L , and we find that $\gamma = 0.997(3)$ (Fig. 9), very close

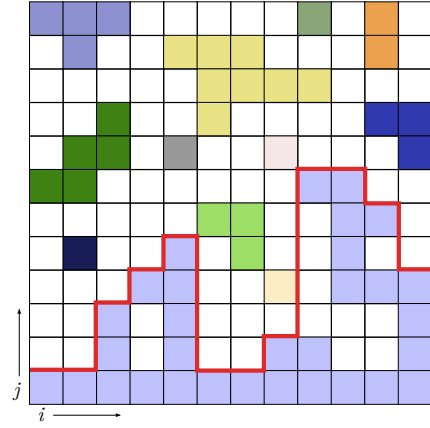


FIG. 7: The boundary domain is the cluster of occupied sites attached to the bottom boundary sites which are fixed to be occupied as a boundary condition. The solid line shows the height profile attributed to each boundary site ($i, j = 1$).

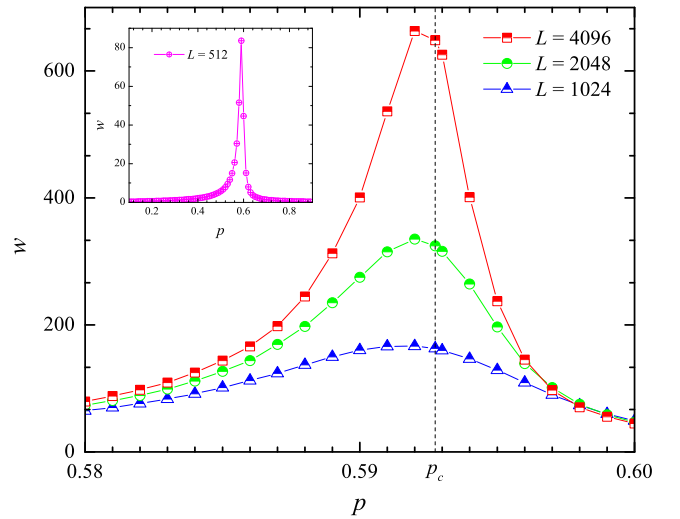


FIG. 8: Main: The width w as a function of the occupancy p around p_c , for different system sizes L . Inset: w in the whole interval $p \in (0, 1)$.

to 1 in accord to the corresponding exponent for other percolation models even with discontinuous phase transition. We find the same exponent $\gamma \sim 1$ for the bond percolation model as well.

Cluster Statistics

In this section we present the results of our computations for the critical clusters of different rule models including the min-rule, max-rule, rnd-rule and the class of fractional percolation rules i.e., f -rule for $0 \leq f \leq 1$. The fractal dimensions of the critical clusters and their boundaries (or loops) are measured by examining the scaling relation between the average size s of the clusters,

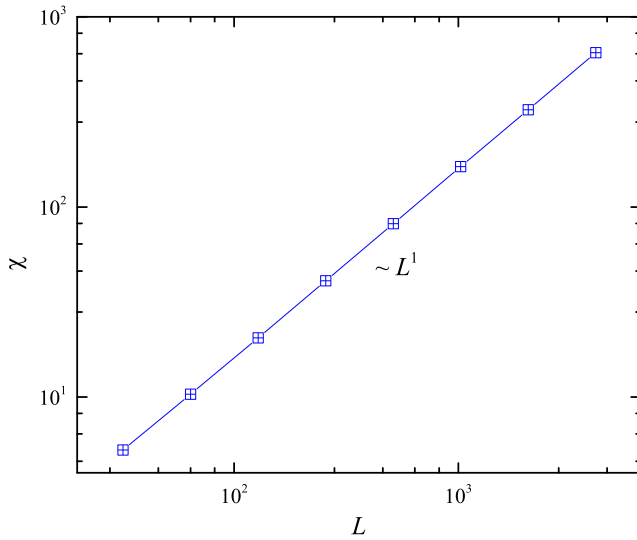


FIG. 9: For the ordinary site percolation model, the susceptibility χ shows a scaling relation with the system size L , i.e., $\chi \sim L^\gamma$, with the exponent γ very close to 1.

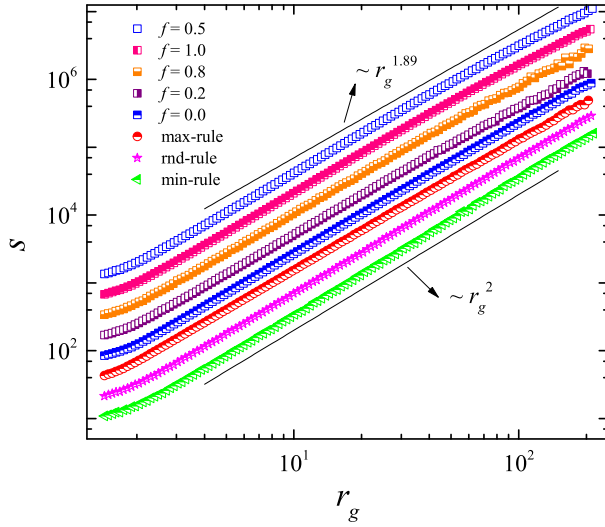


FIG. 10: The average size s of critical clusters versus their average radius of gyration r_g for different rules obtained by averaging over 10^4 independent samples of size $L = 1024$.

and the average length l of their boundaries with their average radius of gyration r_g , respectively (i.e., $s \sim r_g^{d_c}$ and $l \sim r_g^{d_l}$ where d_c and d_l denote for the fractal dimension of a critical cluster or its boundary, respectively—Figs. 10 and 11).

Figures 12 and 13 summarize the values of computed fractal dimensions for the critical clusters and their boundaries, respectively. Among them, the min-rule gives rise to compact clusters of dimension 2 with fractal boundaries while for the other rules the critical clusters seem to have a porous structure. The other characteristic feature is that for different f -rules with $f > 0$, both

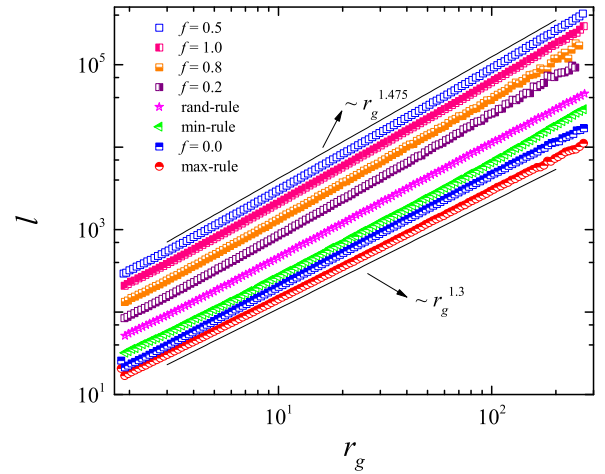


FIG. 11: The average length l of the cluster boundaries versus their average radius of gyration r_g for different rules obtained by averaging over 10^4 independent samples of size $L = 1024$.

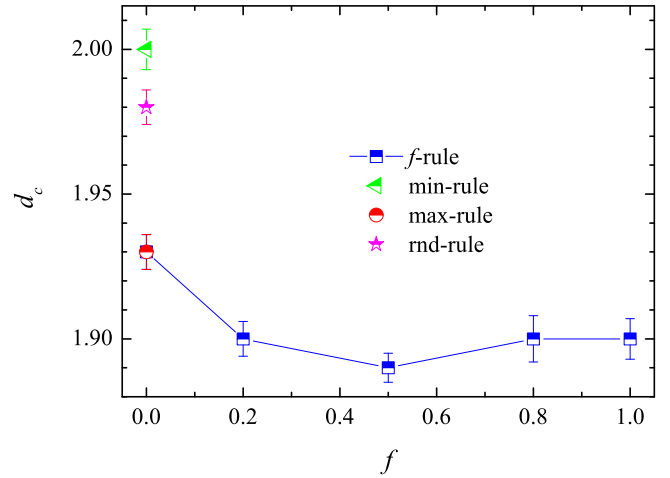


FIG. 12: The fractal dimension d_c of a critical cluster for different rules.

fractal dimensions d_c and d_l seem to be f -independent within the error bars.

We have also examined the scaling relation $n_s \sim s^{-\tau}$, where n_s is the void size distribution in the spanning cluster at criticality for different rules. We find a conclusive scaling behavior only for the max-rule and f -rule with $f = 0$. For the other models, the spanning clusters are so compact either without or with a little average number of voids inside which elude a power-law behavior. The results are summarized in Table I.

TABLE I: The exponent τ for different rule models.

rule	max	$f = 0$
τ	1.79(2)	1.75(2)

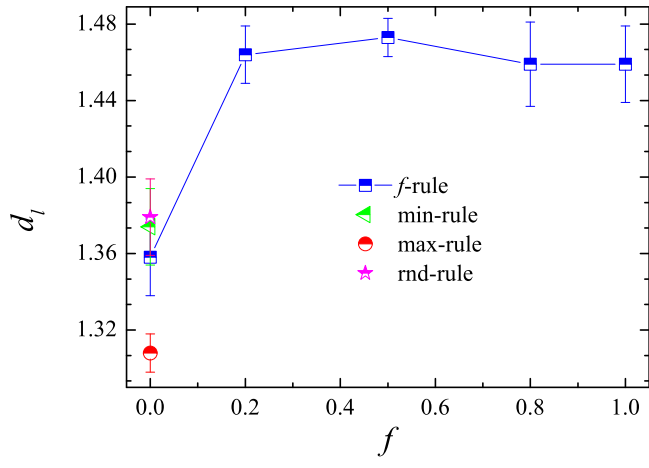


FIG. 13: The fractal dimension d_l of a critical cluster boundary for different rules.