

# A New Numerical Method for Fast Solution of Partial Integro-Differential Equations

P. Dourbal<sup>1</sup> and M. Pekker<sup>2</sup>

<sup>1</sup> Dourbal Electric, Inc. 10 Schalk's Crossing Rd., St. 501-295, Princeton Jct., NJ 08536 *paul@dourbalelectric.com*

<sup>2</sup> The George Washington University Science & Engineering Hall 3550, 800 22nd Street, Northwest Washington, DC 20052, *pekkerm@gmail.com*

## Abstract

A new method of numeric solution of partial differential equations is proposed. The method is based on Dourbal algorithm [1,2] developed for fast matrix - vector multiplication. Two-dimensional Poisson equation is used for comparison with conventional numerical methods. It was shown that for  $N \geq 50 \times 50$  grids, Dourbal method requires less addition and multiplication elementary operations than standard direct and iteration numerical methods [3 - 8]. The algorithm described here can be easily generalized for other partial differential equations.

## Introduction

Many problems in physics and engineering can be described in terms of multivariate (2- or 3-dimensional) partial differential equations. As an example let consider a modified Poisson equation describing the electrical field distribution in charged media:

$$\frac{\partial}{\partial x_i} \varepsilon_i \frac{\partial u}{\partial x_i} = \rho \quad (1)$$

where  $\varepsilon_i(x_i)$  is a permittivity of the media,  $\rho(x_i, t)$  is the charge density;  $x_i$  is  $i$ -spatial coordinate and  $t$  is time.

Matrix corresponding to (1) has size  $N^2$  with  $N = n_x \cdot n_y \cdot n_z$ , where  $n_x, n_y, n_z$  are the numbers of grid points along the  $x, y, z$  axes. Eq. (1) is usually solved numerically by using the iterative methods described in [1]. Let

square matrix  $L_\varepsilon^{-1}$  corresponds to the inverse of the  $\frac{\partial}{\partial x_i} \varepsilon_i \frac{\partial}{\partial x_i}$  operator.

At first glance it looks preferable to multiply the matrix  $L_\varepsilon^{-1}$  by the vector of values  $\vec{\rho} = \rho(x_i)$  at every time moment.

However, since the number of elementary addition and multiplication operations to obtain matrix  $L_\varepsilon^{-1}$  by vector  $\vec{\rho}$  product for each time moment is proportional to  $N^2$ , iterative methods are usually preferred.

We suggest a numerical method of solving Eq. (1) that reduces the number of operations involved in the multiplication of  $L_\varepsilon^{-1}$  to  $\vec{\rho}$  by a factor of  $N$ . In our method the total numbers of elementary multiplications and additions in each matrix-vector multiplication for solving Eq. (1) are correspondingly  $N_x = \alpha_x \cdot N$  and  $N_+ = \alpha_+ \cdot N$ , where coefficients  $\alpha_x$  and  $\alpha_+$  grow logarithmically with an inverted matrix elements precision increase. Therefore, our direct method of solving Eq. (1) becomes preferable with an increase in the size of matrix  $L_\varepsilon$ .

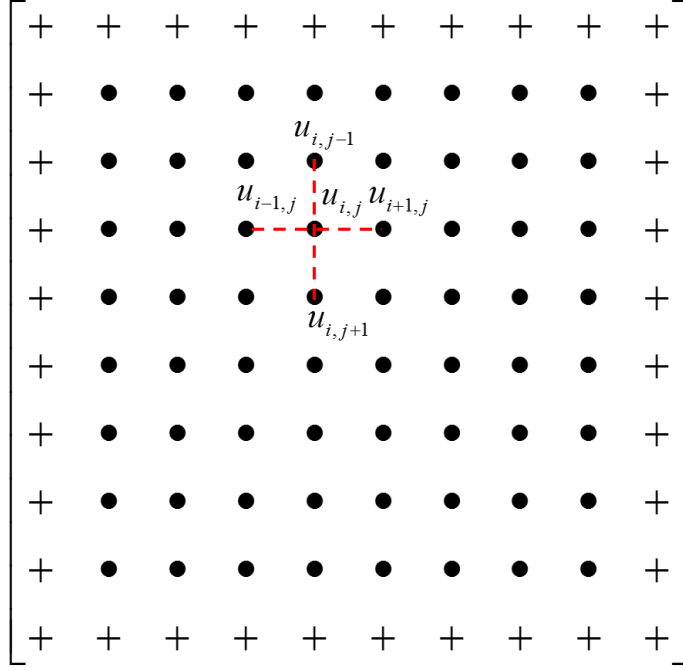
It has to be stressed that our method for the multiplication of a matrix by a vector is not specific to the numerical solutions of the modified Poisson equation; it can be used for other finite difference schemes used for approximating different partial integro-differential equations as well. We use Eq. (1) here just for illustration of the method capabilities.

## Construction of a system of linear equations numerically solving Eq. (1), matrix $L_\varepsilon$

As a first example let us consider a standard second-order differential schema for Eq. (1) in two dimensional case with  $\varepsilon = 1$ :

$$\begin{aligned}
h &= L/(n-1) \\
x_i &= h \cdot (i-1) \quad i=1,2,\dots,n \\
y_j &= h \cdot (j-1) \quad j=1,2,\dots,n \\
u_{i,j} - 0.25 \cdot (u_{i-1,j} + u_{i+1,j} + u_{i,j-1} + u_{i,j+1}) &= -\rho_{i,j} \cdot h^2
\end{aligned} \tag{2}$$

Fig. 1 is a graphical representation of Eq. (2). The points correspond to the internal vertices of a grid, and the crosses correspond to external vertices.



**Fig. 1.** A graphical representation of the numerical differentiation operator  $L_\varepsilon$ . Internal vertices of the grid are represented by points and external vertices by crosses.

It worth noting that in the case where  $\varepsilon$  is a function of coordinates and/or the grid is non-uniform, the coefficients in front of  $u_{i,j}$ ,  $u_{i-1,j}$ ,  $u_{i+1,j}$ ,  $u_{i,j-1}$ ,  $u_{i,j+1}$  in Eq. (2) are not equal to unity. However, since the number of operations required to find the inverse of the matrix representation of Eq. (2) is independent of these coefficients the results presented below are generalizable to cases with  $\varepsilon(x_i)$  and non-uniform grids.

A grid for the case where  $n_x=3$ ,  $n_y=5$ , is shown in Fig. 2, and the corresponding system of equations is shown in Fig. 3. The unknown variables are  $u_{2,2}$ ,  $u_{3,2}$ ,  $u_{4,2}$ . The values of variables  $u_{1,1}$ ,  $u_{1,2}$ ,  $u_{1,3}$ ,  $u_{2,1}$ ,  $u_{2,3}$ ,  $u_{3,1}$ ,  $u_{3,3}$ ,  $u_{4,1}$ ,  $u_{4,3}$ ,  $u_{5,1}$ ,  $u_{5,2}$ ,  $u_{5,3}$  are known because they are defined by the boundary conditions.

$$\begin{bmatrix} + & + & + \\ + & \bullet & + \\ + & \bullet & + \\ + & \bullet & + \\ + & + & + \end{bmatrix}$$

Fig. 2. A grid corresponding to Eq. (2) for the case where  $n_x = 3$ ,  $n_y = 5$ . Crosses mark points on the grid where boundary conditions are defined.

$$\begin{bmatrix} 1 & 0 & 0 & 0 & 0 & 0 & 0 & 0 & 0 & 0 & 0 & 0 & 0 & 0 & 0 \\ 0 & 1 & 0 & 0 & 0 & 0 & 0 & 0 & 0 & 0 & 0 & 0 & 0 & 0 & 0 \\ 0 & 0 & 1 & 0 & 0 & 0 & 0 & 0 & 0 & 0 & 0 & 0 & 0 & 0 & 0 \\ 0 & 0 & 0 & 1 & 0 & 0 & 0 & 0 & 0 & 0 & 0 & 0 & 0 & 0 & 0 \\ 0 & -0.25 & 0 & -0.25 & 1 & -0.25 & 0 & -0.25 & 0 & 0 & 0 & 0 & 0 & 0 & 0 \\ 0 & 0 & 0 & 0 & 0 & 1 & 0 & 0 & 0 & 0 & 0 & 0 & 0 & 0 & 0 \\ 0 & 0 & 0 & 0 & 0 & 0 & 1 & 0 & 0 & 0 & 0 & 0 & 0 & 0 & 0 \\ 0 & 0 & 0 & 0 & -0.25 & 0 & -0.25 & 1 & -0.25 & 0 & -0.25 & 0 & 0 & 0 & 0 \\ 0 & 0 & 0 & 0 & 0 & 0 & 0 & 0 & 1 & 0 & 0 & 0 & 0 & 0 & 0 \\ 0 & 0 & 0 & 0 & 0 & 0 & 0 & 0 & 0 & 1 & 0 & 0 & 0 & 0 & 0 \\ 0 & 0 & 0 & 0 & 0 & 0 & 0 & -0.25 & 0 & -0.25 & 1 & -0.25 & 0 & -0.25 & 0 \\ 0 & 0 & 0 & 0 & 0 & 0 & 0 & 0 & 0 & 0 & 0 & 1 & 0 & 0 & 0 \\ 0 & 0 & 0 & 0 & 0 & 0 & 0 & 0 & 0 & 0 & 0 & 0 & 1 & 0 & 0 \\ 0 & 0 & 0 & 0 & 0 & 0 & 0 & 0 & 0 & 0 & 0 & 0 & 0 & 1 & 0 \\ 0 & 0 & 0 & 0 & 0 & 0 & 0 & 0 & 0 & 0 & 0 & 0 & 0 & 0 & 1 \end{bmatrix} \cdot \begin{bmatrix} u_{1,1} \\ u_{1,2} \\ u_{1,3} \\ u_{2,1} \\ u_{2,2} \\ u_{2,3} \\ u_{3,1} \\ u_{3,2} \\ u_{3,3} \\ u_{4,1} \\ u_{4,2} \\ u_{4,3} \\ u_{5,1} \\ u_{5,2} \\ u_{5,3} \end{bmatrix} = \begin{bmatrix} u_{1,1} \\ u_{1,2} \\ u_{1,3} \\ u_{2,1} \\ \rho_{2,2} \\ u_{2,3} \\ u_{3,1} \\ \rho_{3,2} \\ u_{3,3} \\ u_{4,1} \\ \rho_{4,2} \\ u_{4,3} \\ u_{5,1} \\ u_{5,2} \\ u_{5,3} \end{bmatrix}$$

Fig. 3. System of equations corresponding to Eq. (2) for the case  $n_x = 3$ ,  $n_y = 5$ . Rows with diagonal elements of the matrix corresponds to points where boundary conditions are defined.

### Sequence of solution steps

1. For a given grid size  $N = n_x \times n_y \times n_z$  we generate the square matrix  $[A]_{N,N}$  of dimension N corresponding to

the differential operator  $\frac{\partial}{\partial x_i} \varepsilon_i \frac{\partial}{\partial x_i}$ .

2. We find the inverse matrix  $[A]_{N,N}^{-1}$  of matrix  $[A]_{N,N}$  using any standard method of matrix inversion.
3. We find the vector  $u_N$  solving Eq. (2).

We omit a discussion of steps 1 and 2 since they use standard methods.

Figs. 4 and 5 show the relationship between the total number of elementary multiplication and addition operations required to multiply an inverted matrix by a vector and the size of the matrix for standard methods as well as for the method proposed here. The curves on Figs. 4 and 5 correspond to the number of significant figures after the decimal point in the representation of the inverse matrix  $[A]_{N,N}^{-1}$ .

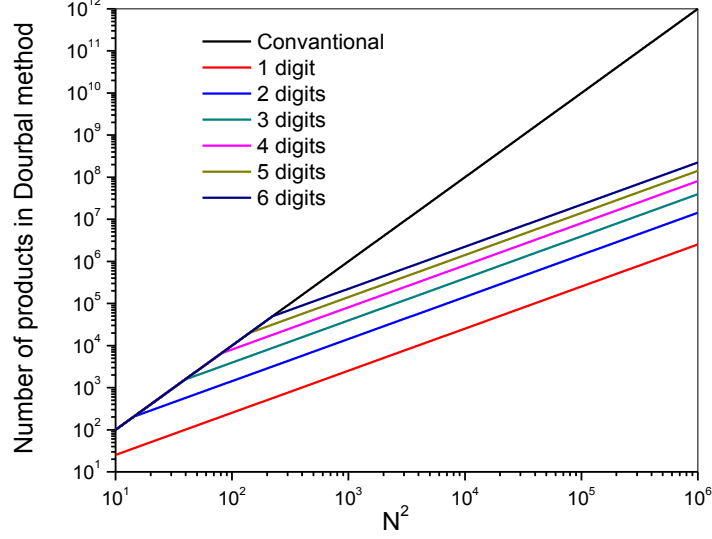


Fig. 4. Dependence of the number of elementary multiplication operations to multiply  $[A]_{N,N}^{-1}$  by a vector on the size of the matrix.

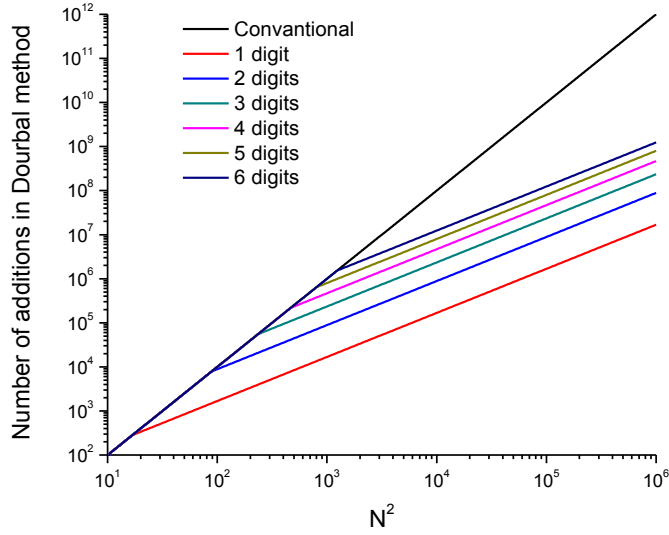


Fig. 5. Dependence of the number of elementary addition operations to multiply  $[A]_{N,N}^{-1}$  by a vector on the size of the matrix.

As one can see from Figs. 4 and 5 the computational intensity is significantly reduced for  $N \gg 10^m$ , where  $m$  is the number of significant figures in the elements of the representation of the inverse matrix.

Fig. 6 shows the relationship of the coefficients  $\alpha_x$  and  $\alpha_+$  to the number of significant figures in the representation of the inverse matrix  $[A]_{N,N}^{-1}$ . As one can see from this figure for a given matrix size, the number of elementary addition and multiplication operations required to compute the product of a matrix by a vector grows linearly as the size of the matrix.

To show that the above results do not depend on whether  $\varepsilon$  is a variable or a constant, or on whether the grid has a constant step size, we examine the following system of differential equations:

$$u_{i,j}^k - 0.25 \cdot (\beta_{i-1,j} u_{i-1,j}^k + \beta_{i+1,j} u_{i+1,j}^k + \beta_{i,j-1} u_{i,j-1}^k + \beta_{i,j+1} u_{i,j+1}^k) = \rho_{i,j} \quad (3)$$

Even for the worst case, when the coefficients  $\beta_{i,j}$  are arbitrary numbers, the reduction in computational intensity remains the same as in above example

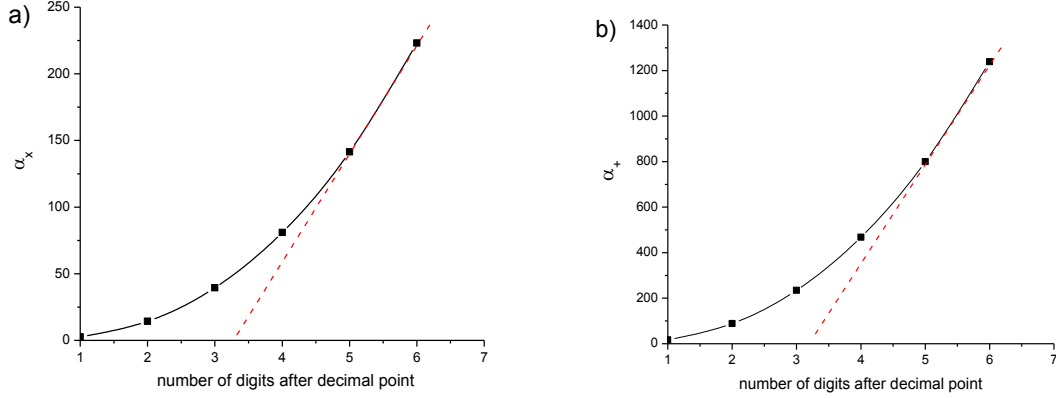


Fig. 6. Dependence of the coefficients  $\alpha_x$  and  $\alpha_+$  on the number of significant figures in the elements of the representation of the inverse matrix  $[A]_{N,N}^{-1}$ . The number of multiplications of a vector by  $[A]_{N,N}^{-1}$  is  $N_x = \alpha_x \cdot N$ , and the number of additions is  $N_+ = \alpha_+ \cdot N$ . For a standard method of multiplication of a matrix by a vector method, the number of multiplications and the number of additions are both  $\sim N^2$ .

### Numerical example

To demonstrate that the results do not depend on whether  $\varepsilon$  is a variable or a constant, or on whether the grid is uniform or non-uniform, let us examine this equation

$$\frac{\partial^2 u}{\partial^2 x} + \frac{\partial^2 u}{\partial^2 y} = (12x^2 - 6x) \cdot (y^3 - y) + (x^4 - x^3) \cdot (6y - 2) \quad (4)$$

defined on the domain  $0 \leq x \leq 1$ ,  $0 \leq y \leq 1$  with zero boundary conditions. The exact solution of this equation is

$$u = (x^4 - x^3) \cdot (y^3 - y^2) \quad (5)$$

Following the procedure described above we construct matrices corresponding to equation (4) with the number of grid points along each of the coordinate axes equal variously to  $n_x = n_y = 5, 11, 21, 41, 81$ . The resulting matrices are inverted and then the elements of each are rounded, leaving 1, 2, 3 and 6 digits after the decimal point. Then, the vectors corresponding to the right side of Eq. (5) and the boundary conditions (an example of such a vector is given in Fig. 3) are multiplied by the resulting matrices.

Fig. 7 shows the exact analytical solution of Eq. (4).

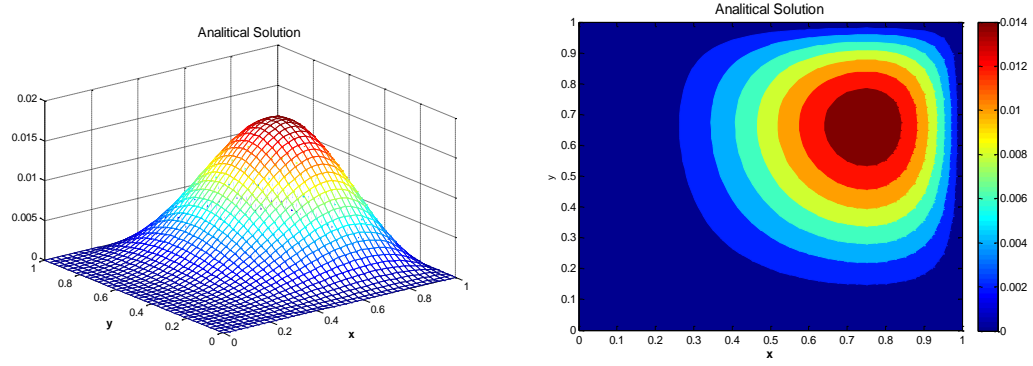


Figure 7. Analytical solution of Eq. (4).

Table 1 shows the error in the solution for grid size  $n_x = n_y = 5, 11, 21, 41, 81$  and rounding of the inverted matrix to 1, 2, 3, and 6 decimal places and without rounding. The error is computed as the maximum difference between the numerical and exact solutions over all points of the grid, divided by the maximum value of the exact solution.

$$\varepsilon = \frac{\max |u_{i,j}^{anal} - u_{i,j}^{num}|}{\max |u_{i,j}^{anal}|} \quad (6)$$

| Rounding                   | Error       |              |              |              |              |
|----------------------------|-------------|--------------|--------------|--------------|--------------|
| Digits after decimal point | $n_x=n_y=5$ | $n_x=n_y=11$ | $n_x=n_y=21$ | $n_x=n_y=41$ | $n_x=n_y=81$ |
| 1                          | 0.0569      | 0.0352       | 0.0292       | 0.02843      | 0.02829      |
| 2                          | 0.0658      | 0.0112       | 0.0038       | 0.00276      | 0.00277      |
| 3                          | 0.0658      | 0.0105       | 0.0026       | 0.00074      | 0.00027      |
| 5                          | 0.0658      | 0.0107       | 0.0026       | 0.00065      | 0.00016      |
| Without rounding           | 0.0658      | 0.0107       | 0.0026       | 0.00065      | 0.00016      |

As one can see, two or three digits after the decimal point are sufficient for a reasonably accurate approximation of the exact solution by the numerical result.

It must be stressed that in the last few decades several algorithms have been developed which allow for reductions in the number of multiplication and addition steps required to multiply two matrices. Pan proposes an algorithm [2] in which the multiplication of two  $n \times n$  matrices requires  $n^{2.81}$  multiplication and  $7 \cdot n^{2.81}$  addition operations. Other algorithms were proposed in [3 - 6] with number of operations reduced by not more than the order of  $\sim n^{2.37}$ . These algorithms are complex and practically unused.

### Computational complexity of Dourbal method compared to conventional iteration methods

There are two most widely used conventional iterative methods for solving linear systems of equations (2) - successive over-relaxation (SOR) and Seidel [9]. As it is shown in [9] the number of iterations is proportional to the required solution accuracy  $\varepsilon$  (6) and number of elements of the matrix (2) size  $N = n_x \cdot n_y$ :

$$I_{N,\varepsilon} \approx \frac{2N}{\pi} \ln\left(\frac{1}{\varepsilon}\right) = \frac{2 \ln(10)}{\pi} b \cdot N \quad (8)$$

Here  $\varepsilon = 10^{-b}$ .

Therefore the number of elementary mathematical operations for one iteration in (2) is  $S_1 = 5N$ , and the total number of elementary operations is:

$$S_{I,total} = S_1 \cdot I_{N,\varepsilon} = \frac{10\ln(10)}{\pi} b \cdot N^2 \quad (9)$$

The Dourbal method is direct. It performs fast multiplication of inverse matrix (3). It was found that the maximum number of elementary products and summation operations is:

$$S_{D,prod} = \min(8(N-6), 2.5b^{2.5}) \cdot N \text{ for elementary products, and} \quad (10)$$

$$S_{D,sum} = \min(38(N-10), 16.8b^{2.5}) \cdot N \text{ for elementary summations} \quad (11)$$

In (9) and (10) it is assumed that  $N > 10$ .

From (9) it is seen that the number of elementary operations in conventional iterative methods grows proportionally to  $N^2$ . This is comparable to the conventional direct method. The Dourbal method exhibits grows proportional to  $N$  as it can be seen from (10) and (11) and can be used where fast solutions are required.

### Conclusions:

- The suggested method of fast multiplication of a matrix by a vector allows for a reduction by a factor of  $10^3 - 10^4$  in the number of operations of addition and multiplication of inverse matrices corresponding to the Poisson equation by a vector. Moreover, the number of addition and multiplication operations increases linearly as the number of significant figures after the decimal point.
- It is sufficient to retain two or three decimal places of precision in the representation of the inverse matrix in order to obtain a numerical result of good accuracy.
- In the case where the vectors in the matrix  $[\rho]^T$  of right sides of the system of equations vary periodically (i.e. each consecutive vector differs from the previous one by a single digit), the number of additions and multiplications grows linearly with matrix size increase which is much faster compared to increase proportional to  $N^2$  expected for conventional methods.
- The fast matrix or tensor by vector multiplication method developed by Dourbal [1, 2] can be successfully applied to other problems in mathematical physics.

### References:

- [1] Pavel Dourbal. "Method and system for fast tensor-vector multiplication." US Patent Application # 13/726367, December 24, 2012.
- [2] Pavel Dourbal. "Method and apparatus for fast digital filtering and signal processing." US Patent Application # 14/748541, June 24, 2015.
- [3] Saad Y., "Iterative Methods for Sparse Linear Systems", N.Y.: PWS Publ., 1996. 547 p.
- [4] Pan V. Ya., "Strassen's algorithm is not optimal — trilinear technique of aggregating uniting and canceling for constructing fast algorithms for matrix operations", Proc. 19th Annual Symposium on Foundations of Computer Science, Ann Arbor, Mich., 1978.
- [5] Bini D., Capovani M., Lotti G., Romani F., " $O(n^{2.7799})$  complexity for approximate matrix multiplication". — Inform. Process. Lett., 1979.
- [6] Schonhage A., "Partial and total matrix multiplication", SIAM J. Comput., 1981.
- [7] Don Coppersmith and Shmuel Winograd, "Matrix multiplication via arithmetic progressions", Journal of Symbolic Computation, 9 p. 251–280, 1990.

- [8] Virginia Vassilevska, Ryan Williams: Finding, Minimizing, and Counting Weighted Subgraphs. SIAM J. Comput. 42(3): 831-854 (2013).
- [9] Louis A. Hageman, David M. Young, “Applied Iterative Methods” Academic Press 1981.