

Classification of magnons in Rotated Ferromagnetic Heisenberg model and their competing responses in transverse fields

Fadi Sun^{1,2}, Jinwu Ye^{1,3,4}, and Wu-Ming Liu²

¹*Department of Physics and Astronomy, Mississippi State University, MS, 39762, USA*

²*Beijing National Laboratory for Condensed Matter Physics,*

Institute of Physics, Chinese Academy of Sciences, Beijing 100190, China

³*Key Laboratory of Terahertz Optoelectronics, Ministry of Education,*

Department of Physics, Capital Normal University, Beijing,

100048, China ⁴ *Kavli Institute of Theoretical Physics,*

University of California, Santa Barbara, Santa Barbara, CA 93106

(Dated: April 5, 2024)

Competing orders is a general concept to describe various quantum phases and transitions in various materials. One efficient way to investigate competing orders is to first classify different class of excitations in a given quantum phase, then study their competing responses under various external probes. This strategy may not only lead to deep understanding of the quantum phase itself, but also its deep connections to various other quantum phases nearby. We implement this approach by studying the Rotated Ferromagnetic Heisenberg model (RFHM) in two different transverse fields h_x and h_z which can be intuitively visualized as studying spin-orbit couplings (SOC) effects in 2d Ising or anisotropic XY model in a transverse field. At a special SOC class, it was known that the RFHM at a zero field owns an exact ground state called Y-x state. It supports not only the commensurate C-C₀ and C-C_π magnons, but also the in-commensurate C-IC magnons. These magnons are non-relativistic, not contained in the exact ground state, so need to be thermally excited. Their dramatic response under the longitudinal h_y field was recently worked out by the authors. Here we find they respond very differently under the two transverse fields. Any h_x (h_z) changes the collinear Y-x state to a canted co-planar YX-x (YZ-x) state which suffers quantum fluctuations. The C-C₀, C-C_π and C-IC magnons sneak into the quantum ground state, become relativistic and play leading roles even at $T = 0$. We map out the boundaries among the C-C₀, C-C_π and C-IC magnons, especially the detailed evolution of the C-IC magnons inside the canted phases. As h_x (h_z) increases further, the C-C₀ magnons always win the competition and emerge as the seeds to drive a transition from the YX-x (YZ-x) to the X-FM (Z-FM) which is shown to be in the 3d Ising universality class. We evaluate their contributions to magnetization, specific heat, uniform and staggered longitudinal susceptibilities spin correlation functions which can be measured by various established experimental techniques. Some analogies with quantum fluctuations generated multiple vortices and multiple landscapes in quantum spin glass are mentioned. The implications to cold atom systems and materials with SOC are briefly discussed.

I. INTRODUCTION

A fundamental problem in any branch of physics is on the nature of the ground state. In strongly correlated electron systems, competing orders is a general concept to describe various quantum phases and transitions in various materials. In this work, we focus on competing excitations in a given quantum phase which could lead to a natural explanation of some competing orders. It is known a given quantum phase can still support different kinds of excitations with their own characteristics. These different classes of excitations are generated by quantum fluctuations inherent in the quantum ground state, so are intrinsic objects embedded in the ground state itself. Under various external probes, these excitations compete to emerge to drive the instability of the system into various other quantum phases through different universality classes of quantum phase transitions. So classifying different classes of excitations of a given phase and investigating their behaviors under various external probes could lead to deep understandings not only on the nature of the ground state itself, but also its deep connections

to various other quantum phases.

A quantum phase is characterized by its symmetry breaking and excitation spectrum [1–5]. For quantum spin or bosonic systems [1, 4], gapless excitations indicate long-range correlations encoded in the quantum phase. External probes could open a positive gap to the excitation or induce a "negative" gap which indicates a quantum phase transition to another phase. While gapped excitations [7, 11] indicate short-ranged fluctuations encoded in the phase. The external probes such as magnetic fields, pressures, electric fields, etc may drive these gapped excitations near to a QCP, close their gaps and lead to their condensations into a new phase through a quantum phase transition. For fermionic systems [12–17], the quantum phase supports both fermionic excitation and collective bosonic excitations. The two sectors may compete to lead to various other quantum phases under various external probes. Due to the absence of any symmetry breaking, a topological phase (such as quantum Hall state, spin liquids) [3, 5, 6] is characterized by its topological orders and associated fractionalized excitations. The gap closings of these fractionalized excita-

tions could lead to another topological phase through a Topological phase transition. In this work, we only focus on quantum phases without topological orders and with only different kinds of bosonic excitations.

So far, the classifications of the quantum ground states in terms of symmetry breaking and possible resulting gapless Goldstone modes are well studied [1–5]. However, much less attentions have been paid to classify gapped excitations in a quantum phase. In a previous work [7], the authors studied the Rotated Ferromagnetic Heisenberg model (RFHM) which is a new class of quantum spin model to describe quantum magnetisms in some cold atom systems or materials with strong spin-orbit coupling (SOC) [8–10]. For a specific SOC class, we identify a new spin-orbital entangled commensurate ground state: the Y-x state. It supports 3 kinds of magnons: commensurate magnons such as $C - C_0$, $C - C_\pi$ and also a new gapped elementary excitation: in-commensurate magnon (C-IC) with its two gap minima continuously tuned by the SOC strength. They are gapped bosonic excitations taking non-relativistic dispersion with anisotropic effective mass m_x, m_y . However, the Y-x ground state is an exact quantum ground state with no quantum fluctuations. So the $C - C_0, C - C_\pi, C - IC$ magnons in the RFHM are extrinsic, not embedded in the ground state due to the absence of quantum fluctuations. They need to be excited by thermal fluctuations. Their parameters such as the minimum positions $(0, \pm k_y^0)$, gap Δ , masses m_x, m_y can only be measured by various characteristics of the transverse structure factor at a finite T : it is a Gaussian shape, peaked at $(0, \pm k_y^0)$ with an exponentially suppressed amplitude $e^{-\Delta/T}$, with a temperature dependent width $\sigma_x = \sqrt{m_x(\beta)T}$.

The existence of the C-IC above a commensurate phase is the most striking feature of the RFHM. They indicate the short-ranged in-commensurate order embedded in a long-range ordered commensurate ground state. They are the seeds driving possible transitions from commensurate to another commensurate phase with different spin-orbital structure or to an In-commensurate phase. An important question to ask is how to drag out these C-IC magnons, closing their gap and drive into new quantum phases through the condensation of these magnons? In a recent work [11], the authors showed that applying a uniform longitudinal Zeeman field h_y could do the job very well: the $C - C_0, C - C_\pi, C - IC$ magnons compete to emerge under its effects to drive quantum phase transitions. It turns out that the C-IC always win the competition. Indeed, the Zeeman field drives the condensation of the C-IC, therefore, the Y-x state to non-coplanar incommensurate Skyrmion (IC-SkX) crystal phases through new universality class of quantum phase transitions. At intermediate fields, the IC-SkX will turn into two co-planar canted states at two dual related SOC parameters respectively. At high fields, it will become a spin polarized state with quantum fluctuations.

Because the SOC breaks the spin rotation symmetry, so the two transverse fields h_x, h_z may play quite differ-

ent roles in dragging out the C-IC magnons, therefore drive into completely different phases and phase transitions than the longitudinal field h_y studied in [11]. Following [7, 11], in this work, we also focus along the solvable line ($\alpha = \pi/2, \beta$) of the RFHM in a transverse field Eqn.1 and Eqn.29. Away from $\alpha = \pi/2$ will be briefly mentioned in the conclusion section and be presented in a separate publication. The two models can be considered as incorporating possible dramatic effects of SOC on well studied 2d Ising, anisotropic (or isotropic) quantum XY model in a transverse field. Note that the h_y field keeps the hidden $U(1)$ symmetry $\sum_i (-1)^x S_i^y$ of the Hamiltonian at the zero field, but h_x, h_z breaks it. This fact alone may lead to dramatic different competition among the magnons when they are subject to the longitudinal h_y or the two transverse fields h_x and h_z [4]. Indeed, in the longitudinal field h_y , there is a Mirror transformation [11] relating (β, h_y) to $(\pi/2 - \beta, h_y)$. So $\beta = \pi/4$ enjoys the Mirror symmetry. However, because h_x and h_z explicitly breaks the $U(1)$ symmetry, so the mirror transformation does not work anymore in h_x and h_z case. However, in the h_x case, we will still able to find a generalized mirror transformation to characterize systematically the competitions among the magnons. Unfortunately, there is even no such generalized mirror transformation in the h_z case, so the competitions are more intricate in the h_z field.

In the h_x field, any infinitesimal h_x will change the Y-x state into a canted YX-x state. In sharp contrast to the Y-x state which is an exact ground state free of quantum fluctuations. The YX-x state suffers quantum fluctuations. So at $T = 0$, these magnons are quantum fluctuations generated, sneak into the YX-x state and become important components embedded inside the quantum ground state. They stand for quantum fluctuations with intrinsic wavelength and frequency, so can be detected by spin structure factor even at $T = 0$. We also evaluate their contributions to magnetization, specific heat, uniform and staggered longitudinal susceptibilities at a finite temperature. Using the generalized mirror transformation, we map out the boundaries of the commensurate magnons C- C_0 , C- C_π and the in-commensurate magnons C-IC inside the YX-x canted phase. As h_x increases, the C- C_0 magnons emerge and drives the quantum phase transition at a critical field $h_{cx}(\beta)$ from the YX-x phase to the X-FM phase. By identifying a suitable order parameter, performing spin wave expansion and symmetry analysis, we find it is in 3d Ising the universality class. Due to the enlarged $U(1)$ symmetry, the transition at the Abelian $\beta = \pi/2$ point is driven by the simultaneous condensations of the C- C_0 and C- C_π magnons and is in the universality class of 3d XY model.

In the h_z field, by applying the hidden $U(1)$ symmetry operator at the zero field case, we show that the h_z case can be mapped to RFHM in a staggered h_x field along the x direction. We also work out the corresponding phase diagram in this case. We show that any infinitesimal h_z will change the Y-x state into a canted YZ-x state,

then a phase transition into the Z-FM state at a critical field $h_{cz}(\beta)$ which is shown to be also in the universality class of 3d Ising model. We find the transition from the YZ-x canted phase to the Z-FM is always driven by the condensations of the C-C₀ magnons. Unfortunately, the generalized mirror transformation used in the h_x case does not work in the h_z case anymore, this fact makes the landscapes of the C-IC magnons much more complicated in the h_z case than the h_x case. Even so, we are still able to map out the competing boundaries and detailed structures of the C-C₀, C-C _{π} and C-IC magnons inside the YZ-x canted phase. Due to the enlarged U(1) symmetry, the transition at the two Abelian points $\beta = 0$ and $\beta = \pi/2$ point is driven by the condensation of C - C₀ and the simultaneous condensations of the C-C₀ and C-C _{π} magnons respectively and is in the universality class of 3d XY model. In principle, all the thermodynamic quantities such as the magnetization, specific heat, uniform and staggered susceptibilities in the YZ-x canted phase, the Z-FM and their quantum critical scalings can be calculated.

In view of recent remarkable experimental realization of 2d Rashba or Dresselhaus SOC or any of their linear combinations in Fermi gas or spinor BEC [18, 19]. The two models Eqn.1 and Eqn.29 can be realized in near future experiments. The results achieved in this work can be detected by various techniques such as specific heat [25, 26], In situ measurement [27] and light or atom Bragg spectroscopy [28, 29] respectively. They may also shed some lights to study magnetic orderings in some strongly correlated SOC materials [6, 11] with h_x, h_z play the roles of crystal fields.

II. TRANSVERSE FIELD h_x

The Rotated Ferromagnetic Heisenberg model (RFHM) [7] in a transverse field along the S_x direction is described by:

$$\mathcal{H} = -J \sum_i [\mathbf{S}_i R_x(2\alpha) \mathbf{S}_{i+x} + \mathbf{S}_i R_y(2\beta) \mathbf{S}_{i+y}] - H_x \sum_i S_i^x \quad (1)$$

where $J > 0$ is the ferromagnetic interaction and the sum is over a unit cell i in a square lattice, the $R_x(2\alpha)$, $R_y(2\beta)$ are two SO(3) rotation matrices around \hat{x} , \hat{y} spin axis by angle 2α , 2β putting on the two bonds \hat{x} , \hat{y} respectively. Following the previous works [7, 11], we also focus along the solvable line ($\alpha = \pi/2, \beta$). At the zero field case $H_x = 0$, the ground state is the $Y-x$ state shown in the horizontal axis in Fig.1.

As shown in [7], at $H_x = 0$, the Hamiltonian has the Time reversal (\mathcal{T}) symmetry, translational symmetry and 3 spin-orbital coupled Z_2 symmetries $\mathcal{P}_x, \mathcal{P}_y, \mathcal{P}_z$, especially a spin-orbital coupled U(1) symmetry. However, any H_x will break all these symmetries except the \mathcal{P}_x symmetry: $S^x \rightarrow S^x, k_y \rightarrow -k_y, S^y \rightarrow -S^y, S^z \rightarrow$

$-S^z$ and the translational symmetry. It also keeps the combined \mathcal{TP}_y and \mathcal{TP}_z symmetries.

A. X-FM state and excitations in the strong field

To map out the phases of Eqn.1, it is instructive to start from the high field limit $H_x \gg J$. In this limit, the system is in X-FM phase with spin fully (classically) polarized to S_x direction Fig.1. Obviously, the X-FM keeps all the symmetry of the Hamiltonian.

Under the global spin rotation $(S_i^x, S_i^y, S_i^z) \rightarrow (S_i^z, S_i^y, -S_i^x)$, Hamiltonian becomes

$$\mathcal{H} = -J \sum_i [\mathbf{S}_i R_z(\pi) \mathbf{S}_{i+x} + \mathbf{S}_i R_y(2\beta) \mathbf{S}_{i+y}] - H_x \sum_i S_i^z \quad (2)$$

Introducing the Holstein-Primakoff (HP) bosons [7, 11], $S^+ = \sqrt{2S - a^\dagger a} a$, $S^- = a^\dagger \sqrt{2S - a^\dagger a}$, $S^z = S - a^\dagger a$, to the linear spin wave (LSW) order at $1/S$, we map the Hamiltonian Eqn.2 to:

$$\mathcal{H} = E_0 + 2JS \sum_k [(h_x + \cos k_x + \cos^2 \beta (2 - \cos k_y)) a_k^\dagger a_k + \sin^2 \beta \cos k_y (a_k a_{-k} + a_k^\dagger a_{-k}^\dagger)/2] \quad (3)$$

where the classical ground state energy $E_0 = -2JNS^2 \cos^2 \beta - H_x NS$ and we have introduced the dimensionless field $h_x = H_x/(2JS)$. Now the Hamiltonian can be diagonalized by a Bogoliubov transformation

$$\mathcal{H} = E'_0 + 4JS \sum_k \omega_k \alpha_k^\dagger \alpha_k \quad (4)$$

where the ground-state energy at the order of $1/S$ is $E'_0 = E_0 - 2JS \sum_k \omega_k$ and the energy spectrum is:

$$\omega_k = \sqrt{[h_x + \cos k_x + \cos^2 \beta (2 - \cos k_y)]^2 - \sin^4 \beta \cos^2 k_y} \quad (5)$$

where, for $0 < \beta < \pi/2$, one can identify that there is a unique minimum located at $k^0 = (k_x, k_y) = (\pi, 0)$ with the energy gap:

$$\Delta_\pi = \omega_{k=k^0} = \sqrt{h_x(h_x - 1 + \cos 2\beta)} \quad (6)$$

The gap vanishing condition leads to the critical field strength h_{cx} :

$$h_{cx}(\beta) = 1 - \cos 2\beta = 2 \sin^2 \beta \quad (7)$$

which is shown in Fig.1. The gap vanishing at $k^0 = (k_x, k_y) = (\pi, 0)$ indicate a quantum phase transition into a spin-orbital correlated state with orbital order $(\pi, 0)$. It was known that at $h_x = 0$, the ground state $Y-x$ state also has the $(\pi, 0)$ orbital order. That indicates that there is only one phase transition and the state below h_{cx} could be just the $YX-x$ state with a canted angle. As to be shown in the next subsection, we show that it is indeed

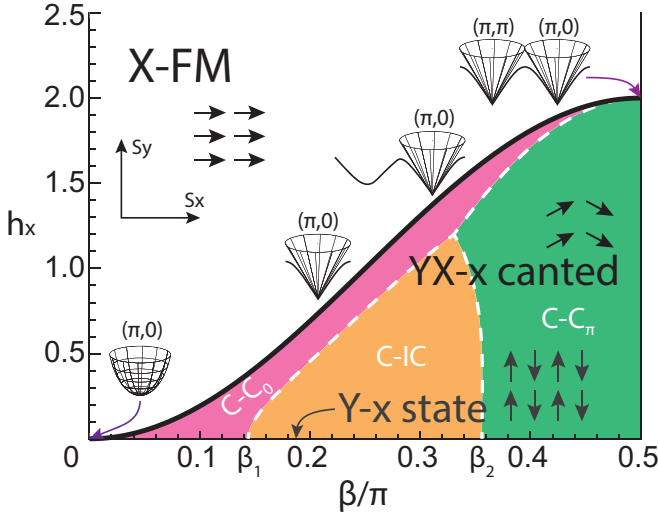


FIG. 1. (Color online) Phase diagram of the RFHM in a transverse field h_x . Boundaries between C-C₀, C-C_π, C-IC are indicated by white dashed lines. At $h_x = 0$, the boundary between C-C₀ and C-IC is β_1 and that between C-C_π and C-IC is β_2 , as shown in Ref.[7]. They are non-relativistic. At $h_x = 0$, the ground state is the Y-x state which is exact without any quantum fluctuations. So it contains no information of C-C₀, C-C_π and C-IC. Any $h_x > 0$ will transfer it into the YX-x canted state which suffers quantum fluctuations. The C-C₀, C-C_π and C-IC sneak into the YX-x canted state and become relativistic. At the critical field $h_c(\beta)$, the YX-x canted state undergoes a quantum phase transition to the X-FM state. It is in the 3d Ising universality class and always driven by the condensation of $C - C_0$ magnons. The $C - IC$ and C-C_π magnons always lose to the $C - C_0$ magnons before hitting the phase boundary. However, at the Abelian point $\beta = \pi/2$, $C - C_0$ and C-C_π magnons condense simultaneously and lead to a 3d XY class transition to the X-FM. The fine landscape of the C-IC regime is given in Fig.2 and also discussed in details in Appendix C.

the $YX - x$ state with the orbital order $(\pi, 0)$. So near the QPT, $\Delta_\pi \sim (h_x - h_{cx})^{1/2}$.

From Eqn.5, we find the excitation spectrum around the minimum takes the relativistic form

$$\omega_q = \sqrt{\Delta_\pi^2 + v_x^2 q_x^2 + v_y^2 q_y^2}, \quad k = k^0 + q \quad (8)$$

where

$$\begin{aligned} v_x^2 &= (2h_x - 1 + \cos 2\beta)/2 \\ v_y^2 &= [h_x + \cos 2\beta(h_x - 1 + \cos 2\beta)]/2 \end{aligned} \quad (9)$$

At $h = h_{cx}$, the critical velocities are $v_{x,c}^2 = v_{y,c}^2 = \sin^2 \beta$. As long as $\beta > 0$, we obtain a non-zero critical velocity, which indicate a relativistic critical behavior with the dynamic exponent $z = 1$.

At the two Abelian points $\beta = 0, \pi/2$ the system has SU(2) symmetry in the rotated basis \tilde{S}_i with $\tilde{S}_i = R(\hat{x}, \pi n_1) \vec{S}_i$ and $\tilde{S}_i = R(\hat{x}, \pi n_1) R(\hat{y}, \pi n_2) \vec{S}_i$

respectively. So Eqn.1 can be mapped to a FM Heisenberg model in $-h_x \sum_i \tilde{S}_i^x$ and $-h_x \sum_i (-1)^{i_y} \tilde{S}_i^x$ (see Eqn.10) respectively. So at $\beta = 0$, any h_x will pick up the X-FM phase as the exact ground state. At $\beta = \pi/2$, taking the result from [11], any h_x will lead to a spin-flop transition resulting into a U(1) symmetry breaking canted phase with one Goldstone mode ϕ . Then there is another transition to the X-FM at a finite $h_c = 2$. These results at the two Abelian points are consistent with the general result Eqn.7 and shown in Fig.1

At $\beta = 0, h_x = 0$, transferring back to the original basis, the Hamiltonian Eq.1 has the SU(2) symmetry generated by $\sum_i S_i^x, \sum_i (-1)^{i_x} S_i^y, \sum_i (-1)^{i_x} S_i^z$. At any $h_x > 0$, only $\sum_i S_i^x$ remains as a conserved quantity. Obviously, the X-FM state keeps all symmetries of the Hamiltonian. Acting the conserved quantity $e^{i\phi} \sum_i S_i^x$ on the minimum $(\pi, 0)$, changes nothing. So we conclude that at $\beta = 0, h_x > 0$, the system has only one minima located at $(\pi, 0)$ as shown in Fig.1.

Similarly, at $\beta = \pi/2, h_x = 0$, transferring back to the original basis, the Hamiltonian Eq.1 has the SU(2) symmetry generated by $\sum_i (-1)^{i_y} S_i^x, \sum_i (-1)^{i_x} S_i^y, \sum_i (-1)^{i_x+i_y} S_i^z$. At any $h_x > 0$, only $\sum_i (-1)^{i_y} S_i^x$ remains as a conserved quantity. Acting the conserved quantity $e^{i\phi} \sum_i (-1)^{i_y} S_i^x$ on the minimum $(\pi, 0)$, will generate another minimum (π, π) , we conclude that at $\beta = \pi, h_x > 0$, the system has two minima [11] located at $(\pi, 0)$ and (π, π) as shown in Fig.1.

B. YX-x canted state below h_{cx} .

1. Classical YX-x canted phase at $h < h_{cx}$

When $\beta = \pi/2$, in the \tilde{S}_i basis $\tilde{S}_i = R_x(i_x \pi) R_y(i_y \pi) \mathbf{S}_i$, the Hamiltonian Eq.1 takes the form:

$$\mathcal{H} = -J \sum_{\langle ij \rangle} \tilde{\mathbf{S}}_i \cdot \tilde{\mathbf{S}}_j - H_x \sum_i (-1)^{i_y} \tilde{S}_i^x \quad (10)$$

When $0 < H_x < H_{xc}$, the classical state takes the form:

$$\tilde{\mathbf{S}}_i = S((-1)^{i_y} \cos \theta, \sin \theta \cos \phi, \sin \theta \sin \phi) \quad (11)$$

where ϕ is the Goldstone mode.

Reverting back to the original basis, we obtain the classical state in the original basis:

$$\mathbf{S}_i = S(\cos \theta, (-1)^{i_x} \sin \theta \cos \phi, (-1)^{i_x+i_y} \sin \theta \sin \phi) \quad (12)$$

Note that although we obtained Eq.(11) and Eq.(12) at $\beta = \pi/2$, the same ansatz hold for $0 < \beta < \pi/2$ whose classical ground energy is:

$$E_c = -2NJS^2(1 + h_x \cos \theta - \sin^2 \beta \cos^2 \theta - \cos^2 \beta \sin^2 \theta \sin^2 \phi) \quad (13)$$

It is easy to see that any deviation from $\beta = \pi/2$ explicitly breaks the U(1) symmetry at $\beta = \pi/2$, so picks

up $\phi = 0$ and leads to the YX-x canted state:

$$\mathbf{S}_i = S(\cos\theta, (-1)^{i_x}\sin\theta, 0) \quad (14)$$

which indeed has the $(\pi, 0)$ order as indicated from the magnon condensations from the X-FM studied in the subsection A.

Substituting $\phi = 0$ in Eq.(13) leads to the classical ground-state energy

$$E_c = -2NJS^2(1 + h_x \cos\theta - \sin^2\beta \cos^2\theta) \quad (15)$$

whose minimization leads to the canted angle:

$$\cos\theta = \frac{h_x}{2\sin^2\beta} < 1, \quad \text{when } h_x < h_{cx} \quad (16)$$

which always has a solution as long as $h_x < h_{cx}$.

Only when $h = h_{cx}$, $\theta = 0$, it becomes the X-FM phase. The fact that we achieved the same critical field h_{cx} from the X-FM state Eqn.7 above it and the YX-x state Eqn.16 below it indicate that there is only one phase transition with the critical field $h = h_{cx}$ shown in Fig.1. Note that from above $h > h_{cx}$, we achieved it by the LSW at the order of $1/S$. while, from below $h > h_{cx}$, we achieved it just by the classical ground state energy minimization at $S = \infty$.

In sharp contrast, in the h_y case [11], there are two critical fields $h_{c1} < h_{c2}$, there is an intermediate IC-SKX phase between the two critical fields.

2. Spin wave analysis in the YX-x Canted state

Again performing the global spin rotation $(S_i^x, S_i^y, S_i^z) \rightarrow (S_i^z, S_i^y, -S_i^x)$, then applying the spin rotation $R_x(\theta)$ for the A -sublattice and $R_x(-\theta)$ for the B -sublattice lead to:

$$\begin{aligned} \mathcal{H} = & -J \sum_{i \in A} [S_i R_z(\pi) S_{i+x} + S_i R_x(\theta) R_y(2\beta) R_x(-\theta) S_{i+y}] \\ & -J \sum_{i \in B} [S_i R_z(\pi) S_{i+x} + S_i R_x(-\theta) R_y(2\beta) R_x(\theta) S_{i+y}] \\ & -H_x \sum_{i \in A} [\sin\theta S_i^y + \cos\theta S_i^z] \\ & -H_x \sum_{i \in B} [-\sin\theta S_i^y + \cos\theta S_i^z] \end{aligned} \quad (17)$$

Introducing the Holstein-Primakoff (HP) bosons $S^+ = \sqrt{2S - a^\dagger a}$, $S^- = a^\dagger \sqrt{2S - a^\dagger a}$, $S^z = S - a^\dagger a$ for sublattice A and $S^+ = \sqrt{2S - b^\dagger b}$, $S^- = b^\dagger \sqrt{2S - b^\dagger b}$, $S^z = S - b^\dagger b$ for sublattice B , we map the Hamiltonian Eq.17 at the order $1/S$ to

$$\begin{aligned} \mathcal{H} = & E_c + 2JS \sum_k [(A_k + B_k) a_k^\dagger a_k + (A_k - B_k) b_k^\dagger b_k \\ & + C_k (a_k^\dagger b_k + b_k^\dagger a_k) + D_k (a_k a_{-k} + b_k b_{-k} + h.c.)] \end{aligned} \quad (18)$$

where E_c is the classical ground state energy Eq.(15) and

$$\begin{aligned} A_k &= 2 - (\cos^2\beta - \sin^2\beta \sin^2\theta) \cos k_y \\ B_k &= \sin 2\beta \sin\theta \sin k_y \\ C_k &= \cos k_x \\ D_k &= \sin^2\beta \cos^2\theta \cos k_y \end{aligned} \quad (19)$$

The Hamiltonian Eqn.18 can be diagonalized by a Bogoliubov transformation

$$\mathcal{H} = E'_c + 4JS \sum_k (\omega_k^- \alpha_k^\dagger \alpha_k + \omega_k^+ \beta_k^\dagger \beta_k) \quad (20)$$

where $E'_c = E_c - 2JS \sum_k (\omega_k^- + \omega_k^+)$ is the ground state energy up to the order of $1/S$ and the energy spectra are:

$$\omega_k^\pm = \sqrt{A_k^2 + B_k^2 + C_k^2 - D_k^2 \pm 2\sqrt{A_k^2(B_k^2 + C_k^2) - B_k^2 D_k^2}} \quad (21)$$

from which one can determine the minimum positions.

We found there are three regimes inside the YX-x Canted state: C-C₀ regime, C-IC regime, and C-C _{π} regime which, at $h_x = 0$, reduce to the three regimes identified in [7]. Among the three regimes, only C-C₀ regime sits just below the transition line h_{cx} , so the transition from the YX-x state to the X-FM is driven by the condensations of the C-C₀ magnons only.

Because the transition from YX-x Canted state to X-FM state is driven by the condensation of the C-C₀ magnons. We find that just below the phase boundary, the C-C₀ magnons take also the relativistic form around $k_0 = (0, 0)$:

$$\omega_q = \sqrt{\Delta_0^2 + v_x^2 q_x^2 + v_y^2 q_y^2}, \quad k = q + k_0 \quad (22)$$

where

$$\begin{aligned} \Delta_0 &= \sqrt{(1 - \cos 2\beta)(1 - \cos 2\beta - \frac{h_x^2}{2\sin^2\beta})}, \\ v_x^2 &= 2\sin^2\beta - (\frac{h_x}{2\sin\beta})^2, \\ v_y^2 &= [2\sin^2\beta - (\frac{h_x}{2\sin\beta})^2] \\ &\times [\cos 2\beta - \sin^2 2\beta + \frac{h_x^2}{4\sin^2\beta} + \frac{h_x^2 \cos^2\beta}{\sin^2\beta}] \\ &+ (\frac{h_x}{2\sin\beta})^4 [1 + \frac{\sin^2 2\beta(1 - \frac{h_x^2}{4\sin^4\beta})}{2 - \cos 2\beta - (\frac{h_x}{2\sin\beta})^2}] \end{aligned} \quad (23)$$

At $h = h_{cx}$, the critical velocities are $v_{x,c}^2 = v_{y,c}^2 = \sin^2\beta$ which are the same as those achieved from X-FM from above the h_{cx} in Eqn.9. Near h_{cx} , $\Delta \sim (h_{cx} - h)^{1/2}$. Now we can check the consistence of the orbital orders on both sides of h_{cx} . The YX-x state has the orbital order $(\pi, 0)$, the C-C₀ has the orbital order $(0, 0) = (\pi, 0)$ in the RBZ. So its condensation on the top of YX-x could lead to the two orbital orders either $(\pi, 0) + (0, 0) = (\pi, 0)$ or $(\pi, 0) + (\pi, 0) = (0, 0)$ in the EBZ. The $(0, 0)$ order is nothing but that of the X-FM in Fig.1

The competition between C-C₀ and C-C _{π} gives the boundary between C-C₀ and C-C _{π} where they become degenerate:

$$h_{0\pi} = 2\sin\beta \sqrt{-\cos 2\beta} < h_{cx} \quad (24)$$

where $\beta^* \sim 0.330482\pi < \beta < \pi/2$.

The competition between C-C₀ and C-IC is given by the condition: $\frac{\partial^2 \omega_k^-}{\partial k_y^2} \big|_{k=(0,0)} = 0$. That between C-C_π and C-IC is given by the condition: $\frac{\partial^2 \omega_k^-}{\partial k_y^2} \big|_{k=(0,\pi)} = 0$. We find that the three boundaries (dashed lines) in Fig.1 meet at the same point ($\beta^* = 0.330482\pi, h_x^* = 1.19921$). The fine structure near this point is shown in Fig.2

C. Evolution of the C – IC magnons inside the C – IC regime in Fig.1: generalized Mirror symmetry about the contour $k_y^0 = \pm\pi/2$.

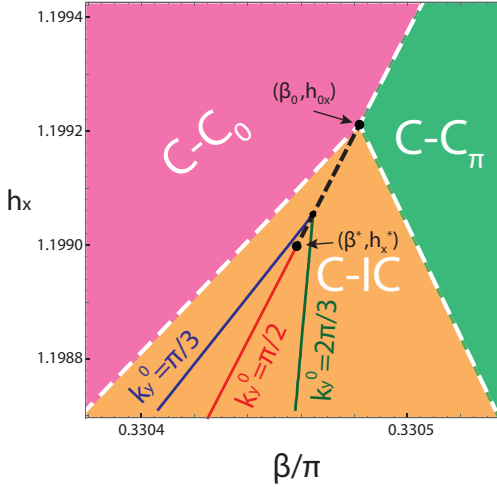


FIG. 2. (Color online) The evolution of the C-IC magnons in Fig.1 zoomed ($\times 10^4$) around ($\beta_0 = 0.330458\pi, h_{0x} = 1.19899$) and ($\beta^* = 0.330482\pi, h_x^* = 1.19921$). There is a generalized mirror symmetry around $k_y^0 = \pm\pi/2$. The minimum at $(0, \pm k_y^0)$ and its mirror image at $(0, \pm(\pi - k_y^0))$ symmetrically located on the two sides of $k_y^0 = \pm\pi/2$ must end in the regime $\beta_0 < \beta < \beta^*$. The three segments of the contour line $k_y^0 = \pm\pi/2$ are explained in the text.

In the longitudinal field h_y which keeps the spin-orbital coupled $U(1)$ symmetry [11], there is a Mirror transformation relating (β, h_y) to $(\pi/2 - \beta, h_y)$. So $\beta = \pi/4$ enjoys the Mirror symmetry. However, because h_x and h_z explicitly breaks the $U(1)$ symmetry, so the mirror transformation does not work anymore in h_x and h_z case. Even so, it would be important to first understand the constant contour minimum at $k_y^0 = \pm\pi/2$. In the h_x case, it seems there is a "generalized" Mirror transformation relating the minimum at $(0, \pm k_y^0)$ to its associated mirror image at $(0, \pm(\pi - k_y^0))$ as shown in Fig.2, while the $k_y^0 = \pm\pi/2$ is the self-dual line which starts at $(\beta = \pi/4, h_x = 0)$. Unfortunately, in contrast to the h_y case, it is difficult to find the exact form of such a "generalized" Mirror transformation in terms of (β, h_x) . Its form in term of the contour k_y^0 would be enough to analyze the structure of the C-IC regime in Fig.2 at least

to the order of $1/S$. However, as to be shown in the next section, there is no "generalized" Mirror symmetry in the h_z case.

As shown in the Appendix B, the minimum contour $k_y^0 = \pm\pi/2$ can be determined by the equation

$$h_{\pi/2}(\beta) = 2 \sin \beta \sqrt{-\cos 2\beta} \quad (25)$$

where $0.25\pi < \beta < \beta_0 \approx 0.330458\pi$.

If comparing Eqn.25 with the C-C₀/C-C_π boundary Eqn.24, we will find out they have the same form but different domains. In fact, one can extend Eq.25 to the whole domain $0.25\pi < \beta < 0.50\pi$ where we have two special β : $\beta_0 \approx 0.330458\pi, \beta^* \approx 0.330482\pi$. For $0.25\pi < \beta < \beta_0$, Eqn.25 describe the minimum contour $k_y^0 = \pi/2$ shown in Fig.6, for $\beta_* < \beta < 0.50\pi$, it describes the C-C₀/C-C_π boundary. What happens when $\beta_0 < \beta < \beta_*$ is shown in Fig.7 and summarized below.

As shown in the Fig.2, the constant contour line at $k_y^0 = \pi/2$ can be divided into 3 segments: (1) $\pi/4 < \beta < \beta_0 \sim 0.330458\pi$, $k_y^0 = \pm\pi/2$ is indeed a minimum as shown in Fig.6, (2) $\beta_0 < \beta < \beta^* \sim 0.330482\pi$, $k_y^0 = \pm\pi/2$ becomes a local maximum, $k_y^0 = 0, \pi$ are also local maximum. There are 4 minima $(0, \pm k_y^0)$ and $(0, \pm(\pi - k_y^0))$ symmetrically located on the two sides of $k_y^0 = \pm\pi/2$ as shown in Fig.7. At β_0 , the second derivatives of the spectrum at $k_y^0 = \pm\pi/2$ vanish. (3) $\beta^* < \beta < \pi/2$, C-C₀ and C-C_π become two degenerate minima, with $k_y^0 = \pm\pi/2$ being still the maximum as shown in Fig.2. At β^* , the second derivatives of the spectrum at $k_y^0 = 0, \pi$ vanish.

So all the two mirror related minima $(0, \pm k_y^0)$ and $(0, \pm(\pi - k_y^0))$ must end in the regime $\beta_0 < \beta < \beta^*$ shown in Fig.2.

D. The transition from the YX-x canted state to the X-FM at $T = 0$ and finite T .

1. The Zero temperature transitions:

The transition from the YX-x canted state to the X-FM is characterized by the order parameter is $M_y(T = 0) = \langle S^y \rangle$. As said at the beginning of Sec.II, the Hamiltonian Eqn.1 has \mathcal{P}_x symmetry: $S^x \rightarrow S^x, k_y \rightarrow -k_y, S^y \rightarrow -S^y, S^z \rightarrow -S^z$ and the translational symmetry. The X-FM respects both symmetry, so $M_y(T = 0) = 0$, but the YX-x states breaks both, but keeps its combination $\mathcal{P}_x \times (x \rightarrow x + 1)$ as shown in the appendix A, so $M_y(T = 0) \neq 0$. Due to the spin-orbital locking, destroying the $M_y(T = 0) = \langle S^y \rangle$ order will also restore the translational symmetry along x direction. As shown in Eqn.8 and 22, there are relativistic gapped C-C₀ magnons on both sides indicating the dynamic exponent $z = 1$. So we conclude that the transition is in the 3d Ising universality class. The RG flow is controlled by a fixed point on the phase boundary shown in Fig.3,

At $h_x = 0$, the Y-x collinear state is the exact eigenstate [7], so $M_y(T = 0) = S$. The ground state itself con-

tains no information on the $C - C_0$, $C - C_\pi$ and $C - IC$ magnons. As shown in Sec.II-B, any $h_x \neq 0$ transfers the YX state into the YX-x canted state and also introduces quantum fluctuations. The canted angle of the classical YX-x state is given in Eqn.16. The ground state itself contains information on the $C - C_0$, $C - C_\pi$ and $C - IC$ magnons. They all compete and move to the phase transition boundary.

From the classical YX-x state Eqn.14 with the canted angle Eqn.16 and Eqn.18, we find that they reduce the order parameter below its classical value:

$$M_y(T=0) = M_c [1 - \frac{1}{2N} \sum_k (\frac{1}{\omega_k^+} + \frac{1}{\omega_k^-})] \quad (26)$$

where $M_c = S\sqrt{1 - (h/h_{cx})^2}$ is the classical order parameter.

When approaching the phase boundary $h_{cx} = 2\sin^2\beta$, the quantum fluctuations get stronger and stronger, finally, the $C - C_0$ wins the competition, the order parameter vanishes as $M_y(T=0) \sim (h_{cx} - h)^{\beta_{3d}}$ with the 3d Ising exponent $\beta_{3d} \sim 0.31$. Eqn.26 leads to $M_y(T=0) \sim \Delta \sim (h_{cx} - h)^{1/2}$ with $\beta_{MF} = 1/2$. Near the critical line h_{cx} , the $C - C_0$ magnon gap Δ on both sides own the critical scaling $\Delta \sim |h - h_{cx}|^{1/2}$ which gives the mean field exponent $\nu_{MF} = 1/2$. Note that $\nu = 0.64$ for the 3d Ising model. In principle, one may achieve these exact exponents from the SWE to infinite orders in $1/S$. In practice, one need to find an alternative way such as effective theory and Renormalization group (RG). The $T = 0$ RG flow is shown in Fig.3.

At the Abelian $\beta = \pi/2$ point, starting from $h > h_{cx}$, as shown in [11], due to the enlarged $U(1)$ symmetry, the transition is driven by the simultaneous condensations of the two degenerate minima at $(\pi, 0)$ and (π, π) , from below $h < h_{cx}$, it is also a simultaneous condensations of $C - C_0$ and $C - C_\pi$ magnons, so the transition is in the 3d XY universality class.

2. The finite temperature behaviors and transitions

Except at the abelian point $\beta = 0, h = 0$, there is a gap $\Delta_-(\beta)$ in the excitation spectrum in the YX-x canted phase, so the order survives up to a finite critical temperature $T_{cx} \sim \Delta_-(\beta, h_x)$ above which the system gets to the X-FM state. At the $T = 0$ phase boundary in Fig.1, $T_c = 0$. Note that the spin wave expansion works in the whole phase diagram in Fig.1 at $T = 0$, but its use at a finite T is only limited to $T \ll T_{cx}$, it fails when getting too close to T_{cx} . At low temperatures $T < T_{cx}$, inside the C-IC regime in Fig.1, by expanding $\omega_-(k)$ in Eqn.5 around the C-IC minima $(0, \pm k_y^0)$, we find the excitation spectrum takes the relativistic form

$$\omega_q = \sqrt{\Delta_{ic}^2 + v_x^2 q_x^2 + v_y^2 q_y^2}, \quad k = (0, \pm k_y^0) + q \quad (27)$$

whose detailed behaviors along the $k_y^0 = \pm\pi/2$ are shown in Fig.6 and Fig.7. They dominate the contributions to

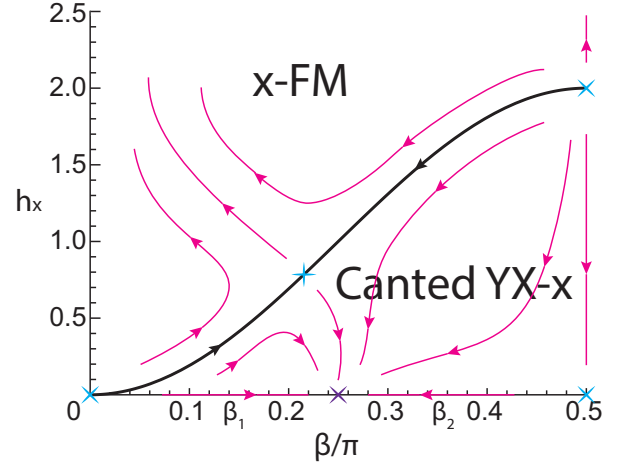


FIG. 3. (Color online) The RG flow for RFHM in the transverse field h_x . There is a fixed point on the phase boundary controlling the zero temperature transition from the YX-x state to the X-FM state which is in the 3d Ising universality class. At the Abelian point $\beta = \pi/2$, the transition is in the 3d XY class. Any deviation from the two abelian points are relevant and drive the system into the 3d Ising fixed point. All the crosses stand for RG fixed point. The whole YX-x state is controlled by the fixed point at $(\beta = \pi/4, h = 0)$ which enjoys the enlarged mirror symmetry [7, 11]. Inside the YX-x state, all the quantum fluctuation generated C- C_0 , C- C_π and C-IC are irrelevant under the RG sense, but they are the competing to become the driving seed to the X-FM. The Fig.1,2 show that it is the C- C_0 which wins the competition and becomes the driving seed.

the magnetization and the specific heat when $T \ll \Delta_{ic}$:

$$C_m(T) \sim \frac{\Delta_{ic}^3}{2\pi v_x v_y T} e^{-\Delta_{ic}/T}$$

$$M_y(T) \sim M_y(T=0) - \frac{T^2}{2\pi v_x v_y} e^{-\Delta_{ic}/T} \quad (28)$$

where $M_y(T=0)$ is the zero temperature staggered magnetization given in Eq.26.

Following the procedures in [7], one can also evaluate the uniform and staggered susceptibilities along the y direction, and various dynamic spin correlation functions. Especially, we expect that the C-IC magnons will lead to two split peaks located at $(0, \pm k_y^0)$ in the transverse spin structure factors $S^{+-}(\vec{k})$. All these physical quantities can be measured by specific heat [25, 26], In situ measurement [27] and light or atom Bragg spectroscopy [28, 29] respectively.

Because inside the YX-x phase in Fig.1, the RG flows to the fixed point $(\beta = \pi/4, h = 0)$, so the finite temperature transition from the YX-x canted phase to the X-FM is in the same universality class as that at zero field case discussed in [7]. Its nature remains to be determined in a separate publication [24]. Of course, at the Abelian $\beta = \pi/2$ point, it is in the 2d XY universality class.

III. TRANSVERSE FIELD h_z

The RFHM in a transverse field along S_z direction is described by

$$\mathcal{H} = -J \sum_i [\mathbf{S}_i R_x(\pi) \mathbf{S}_{i+x} + \mathbf{S}_i R_y(2\beta) \mathbf{S}_{i+y}] - H_z \sum_i S_i^z \quad (29)$$

By applying the hidden $U(1)$ symmetry operator [7] at the zero field case, we show that the h_z case can be mapped to the RFHM in a staggered h_x field along the x direction. However, as expected the staggered h_x could make dramatic difference than the uniform case discussed in the last section.

Similar to the analysis below Eqn.1, one can see the Hamiltonian Eqn.29 has the translational symmetry and the \mathcal{P}_z symmetry: $k_x \rightarrow -k_x, S^x \rightarrow -S^x, k_y \rightarrow -k_y, S^y \rightarrow -S^y, S^z \rightarrow S^z$ which is also equivalent to a joint π rotation of both the spin and the orbital around the \hat{z} axis. It also keeps \mathcal{TP}_x and \mathcal{TP}_y symmetry.

A. Z-FM state and excitations in the strong field

In a strong transverse field $H_z \gg J$, the system is in Z-FM phase with spin classically fully polarized to S_z direction with quantum fluctuations shown in Fig.4. Introducing the HP bosons $S^+ = \sqrt{2S - a^\dagger a} a$, $S^- = a^\dagger \sqrt{2S - a^\dagger a}$, $S^z = S - a^\dagger a$, we map Hamiltonian Eq.(29) to the order of $1/S$:

$$\mathcal{H} = E_0 + 2JS \sum_k [(h_z - 2 \sin^2 \beta - \cos^2 \beta \cos k_y) a_k^\dagger a_k + (\sin^2 \beta \cos k_y - \cos k_x)] (a_k a_{-k} + a_k^\dagger a_{-k}^\dagger) / 2] \quad (30)$$

where the classical ground state energy $E_0 = 2JNS^2 \sin^2 \beta - H_z NS$ and the dimensionless field $h_z = H_z / (2JS)$. Now the Hamiltonian can be diagonalized by a Bogoliubov transformation

$$\mathcal{H} = E'_0 + 4JS \sum_k \omega_k \alpha_k^\dagger \alpha_k \quad (31)$$

where the ground-state energy at the order of $1/S$ is $E'_0 = E_0 - 2JS \sum_k \omega_k$ and the spin-wave dispersion takes the form

$$\omega_k = \sqrt{(h_z - 2 \sin^2 \beta - \cos^2 \beta \cos k_y)^2 - (\sin^2 \beta \cos k_y - \cos k_x)^2} \quad (32)$$

where, for $0 < \beta < \pi/2$, one can identify there is a unique minimum located at $k_0 = (k_x, k_y) = (\pi, 0)$ with the gap:

$$\Delta_\pi = \omega_{k=k_0} = \sqrt{h_z(h_z - 3 + \cos 2\beta)} \quad (33)$$

and the critical field strength is given by the gap vanishing condition:

$$h_{cz}(\beta) = 3 - \cos 2\beta = 2 + 2 \sin^2 \beta \quad (34)$$

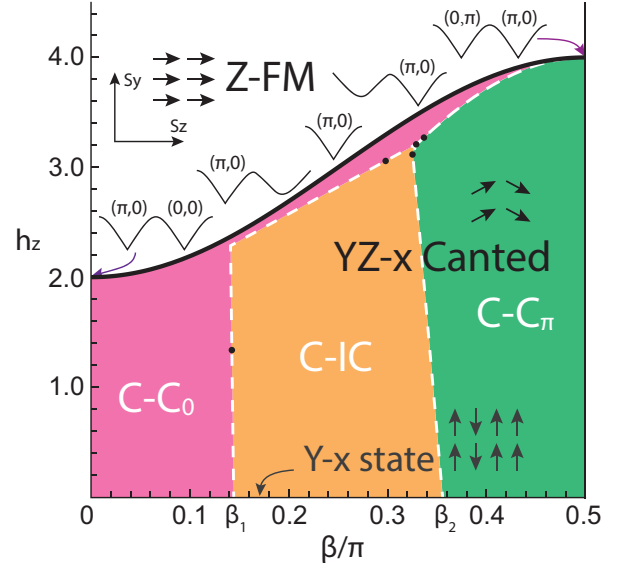


FIG. 4. (Color online) Phase diagram for RFHM with transverse field h_z . Boundaries between $C-C_0, C-C_\pi, C-IC$ are indicated by white dashed lines. At $h_z = 0$, the ground state is the Y-x state which is a exact without any quantum fluctuations. Any $h_z > 0$ will transfer it into the YZ-x canted state which suffers quantum fluctuations. At the critical field $h_{cz}(\beta)$, the YZ-x canted state undergoes a quantum phase transition to the Z-FM state. It is in the 3d Ising universality class and always driven by the condensation of $C - C_0$ magnons. The $C-IC$ magnons always lose to $C-C_0$ magnons before hitting the phase boundary. At the two Abelian points $\beta = 0, \pi/2$, it is in 3d XY class. At the Abelian point $\beta = \pi/2$, $C-C_0$ and $C-C_\pi$ magnons condense simultaneously and lead to a 3d XY class transition to the X-FM. Due to the lack of generalized Mirror symmetry as in the h_x case, the C-IC regime has a more complicated landscapes than that in Fig.1. The detailed competition in the C-IC regime are shown in Fig.5 and Fig.10. The 5 dots are explained in appendix C.

which is shown in Fig.4

The Excitation around the minimum takes the relativistic form

$$\omega_q = \sqrt{\Delta_\pi^2 + v_x^2 q_x^2 + v_y^2 q_y^2}, \quad k = k^0 + q \quad (35)$$

where

$$\begin{aligned} v_x^2 &= 1 + \sin^2 \beta, \\ v_y^2 &= (h - 1) \cos^2 \beta + 2 \sin^4 \beta, \end{aligned} \quad (36)$$

and the critical velocities are $v_{x,c}^2 = v_{y,c}^2 = 1 + \sin^2 \beta$. In contrast to the h_x case, here, the $v_{x,c}$ and $v_{y,c}$ do not vanish even at $\beta = 0$. The gap vanishing at $k^0 = (k_x, k_y) = (\pi, 0)$ indicate a quantum phase transition into a spin-orbital correlated state with orbital order $(\pi, 0)$. It was known that at $h_z = 0$, the ground state Y-x state also has the $(\pi, 0)$ orbital order. That indicates that there is only one phase transition and the state below h_{cz} could be just the YZ-x state with a canted angle. As to be shown in the next subsection, we show that it is indeed

the $YZ-x$ state with the orbital order $(\pi, 0)$. Near the QPT, $\Delta_\pi \sim (h_z - h_{cz})^{1/2}$.

At the two Abelian points $\beta = 0, \pi/2$ the system has $SU(2)$ symmetry in the rotated basis $\tilde{S}U(2)$ with $\tilde{\mathbf{S}}_i = R(\hat{x}, \pi n_1) \tilde{\mathbf{S}}_i$ and $\tilde{S}U(2)$ with $\tilde{\mathbf{S}}_i = R(\hat{x}, \pi n_1) R(\hat{y}, \pi n_2) \tilde{\mathbf{S}}_i$ respectively. So Eqn.29 can be mapped to a FM Heisenberg model in $-h_z \sum_i (-1)^{i_x} \tilde{S}_i^x$ (see Eqn.37) and $-h_x \sum_i (-1)^{i_x+i_y} \tilde{S}_i^x$ (see Eqn.44) respectively. So at $\beta = 0, \pi/2$, taking the result from $\beta = \pi/2$, any h_z will lead to a spin-flop transition resulting into a $U(1)$ symmetry breaking canted phase with one Goldstone mode ϕ . Then there is another transition to the Z-FM at a finite $h_c = 2, 4$ respectively. These results at the two Abelian points are consistent with the general result Eqn.34 and shown in Fig.4

For $(\beta = 0, h_z = 0)$, transferring back from the $\tilde{S}U(2)$ basis to the original basis, the Hamiltonian Eq.(29) has the $SU(2)$ symmetry which is generated by $\sum_i S_i^x$, $\sum_i (-1)^{i_x} S_i^y$, and $\sum_i (-1)^{i_x} S_i^z$. When $h_z > 0$, only $\sum_i (-1)^{i_x} S_i^z$ remains as a conserved quantity. Obviously, the Z-FM state keeps all symmetry from the Hamiltonian. By acting the conserved quantity $e^{i\phi \sum_i (-1)^{i_x} S_i^z}$ on the minima $(\pi, 0)$ will generate another minimum at $(0, 0)$. So we conclude that at $(\beta = 0, h_z > 0)$, the system has two minima located at $(0, 0)$ and $(\pi, 0)$ as shown in Fig.4.

For $(\beta = \pi/2, h_z = 0)$, transferring back from the $\tilde{S}U(2)$ basis to the original basis, the Hamiltonian Eq.(29) has the $SU(2)$ symmetry which is generated by $\sum_i (-1)^{i_y} S_i^x$, $\sum_i (-1)^{i_x} S_i^y$, and $\sum_i (-1)^{i_x+i_y} S_i^z$. When $h_z > 0$, only $\sum_i (-1)^{i_x+i_y} S_i^z$ remain as a conserved quantity. Acting the conserved quantity $e^{i\phi \sum_i (-1)^{i_x+i_y} S_i^z}$ on the minima $(\pi, 0)$, generates another minimum at $(0, \pi)$. So we conclude that at $(\beta = \pi, h_z > 0)$, the system has two minima located at $(\pi, 0)$ and $(0, \pi)$ as shown in Fig.4.

B. The Co-planar YZ-x Canted state below h_{cz} :

1. Classical YZ-x canted phase at $h < h_{cz}$

(a) Approaching from the left Abelian point $\beta = 0$.

At $\beta = 0$, in the $\tilde{S}U(2)$ basis $\tilde{\mathbf{S}}_i = R_x(i_x \pi) \mathbf{S}_i$, the Hamiltonian Eq.29 takes the form:

$$\mathcal{H} = -J \sum_{\langle ij \rangle} \tilde{\mathbf{S}}_i \cdot \tilde{\mathbf{S}}_j - H_z \sum_i (-1)^{i_x} \tilde{S}_i^z \quad (37)$$

When $0 < H_z < H_{zc}$ the classical state in the $\tilde{S}U(2)$ basis is:

$$\tilde{\mathbf{S}}_i = S(\sin \theta \cos \phi, \sin \theta \sin \phi, (-1)^{i_x} \cos \theta) \quad (38)$$

Reverting back to original basis leads to the classical

state in original basis:

$$\mathbf{S}_i = S(\sin \theta \cos \phi, (-1)^{i_x} \sin \theta \sin \phi, \cos \theta) \quad (39)$$

Although we obtained Eq.(38) and Eq.(39) at $\beta = 0$, the same ansatz hold for $0 < \beta < \pi/2$ whose classical ground energy is:

$$E_c = -2NJS^2[1 - (1 + \sin^2 \beta) \cos^2 \theta + h_z \cos \theta - \sin^2 \beta \sin^2 \theta \cos^2 \phi] \quad (40)$$

It is easy to see that any $\beta > 0$ explicitly breaks the $U(1)$ symmetry at $\beta = 0$, so picks up $\phi = \pi/2$ and leads to the classical YZ-x canted state:

$$\mathbf{S}_i = S(0, (-1)^{i_x} \sin \theta, \cos \theta) \quad (41)$$

with the corresponding classical ground state energy

$$E_c = -2NJS^2[1 - (1 + \sin^2 \beta) \cos^2 \theta + h_z \cos \theta] \quad (42)$$

Minimization of Eq.(42) leads to the canted angle:

$$\cos \theta = \frac{h_z}{2(1 + \sin^2 \beta)} < 1, \quad \text{when } h_z < h_{cz} \quad (43)$$

which always has a solution as long as $h_z < h_{cz}$.

(b) Approaching from the right Abelian point $\beta = \pi/2$.

In fact, one can reach the same results in Eqn.41 and 42 from the right at $\beta = \pi/2$. In the $\tilde{S}U(2)$ basis $\tilde{\mathbf{S}}_i = R_x(i_x \pi) R_y(i_y \pi) \mathbf{S}_i$, the Hamiltonian in Eq.(29) at $\beta = \pi/2$ takes the form:

$$\mathcal{H} = -J \sum_{\langle ij \rangle} \tilde{\mathbf{S}}_i \cdot \tilde{\mathbf{S}}_j - H_z \sum_i (-1)^{i_x+i_y} \tilde{S}_i^z \quad (44)$$

When $0 < H_z < H_{cz}$, the classical ground state is:

$$\tilde{\mathbf{S}}_i = S(\sin \theta \cos \phi, \sin \theta \sin \phi, (-1)^{i_x+i_y} \cos \theta) \quad (45)$$

Reverting back to the original basis leading to the classical ground state in the original basis

$$\mathbf{S}_i = S((-1)^{i_y} \sin \theta \cos \phi, (-1)^{i_x} \sin \theta \sin \phi, \cos \theta) \quad (46)$$

with the classical ground state energy

$$E_c = -2NJS^2[1 - (1 + \sin^2 \beta) \cos^2 \theta + h_z \cos \theta - \cos^2 \beta \sin^2 \theta \cos^2 \phi] \quad (47)$$

Obviously, any $\beta < \pi/2$ picks up $\phi = \pi/2$. Then Eqn.46 and Eqn.47 reduce to Eqn.41 and Eqn.42 respectively.

2. Spin wave analysis in the YZ-x Canted state

Starting from the classical YZ-x state Eqn.41 and using similar procedures to obtain Eqn.21 we obtain the spin-wave dispersion:

$$\omega_k^\pm = \sqrt{A_k^2 + B_k^2 + C_k'^2 - C_k''^2 - D_k^2} \pm 2\sqrt{(A_k^2 - D_k^2)B_k^2 + (A_k C_k' - C_k'' D_k)^2} \quad (48)$$

where the expressions of A_k, B_k, D_k are listed in Eqn.19 and

$$\begin{aligned} C_k' &= \sin^2 \theta \cos k_x \\ C_k'' &= \cos^2 \theta \cos k_x \end{aligned} \quad (49)$$

where one can see $C_k' + C_k'' = C_k = \cos k_x$ listed in Eqn.19. Of course, the θ in Eqn.43 in the H_z field is different from that in Eqn.16 in the H_x field.

From Eqn.48, one can determine the minimum positions inside the YZ-x state. The general structure of Fig.4 is similar to the h_x case Fig.1. However, due to the lack of generalized mirror symmetry as in the h_x case, the detailed landscape of the C-IC regime in Fig.4 is much more complicated than that in the h_x case. In this subsection, we only outline the general structure. In the next subsection and appendix C, we describe details of the shape of the C-IC regime in Fig.4.

In Fig.4, we still found there are three regimes inside the YZ-x Canted state: C- C_0 regime, C-IC regime, and C- C_π regime which, at $h_x = 0$, reduce to the three regimes identified in [7]. Among the three magnons, only C- C_0 wins the game and drives the transition, so the transition from the YZ-x state to the Z-FM is driven by the condensations of the C- C_0 magnons only. The C-IC magnons still loses to the C- C_0 in the competition.

Now we can check the consistence of the orbital orders on both sides of h_{cz} . The YZ-x state has the orbital order $(\pi, 0)$, the $C - C_0$ has the orbital order $(0, 0) = (\pi, 0)$ in the RBZ. So its condensation on the top of YZ-x could lead to the two orbital orders either $(\pi, 0) + (0, 0) = (\pi, 0)$ or $(\pi, 0) + (\pi, 0) = (0, 0)$ in the EBZ. The $(0, 0)$ order is nothing but that of the Z-FM in Fig.4

C. Fine structure of the $C - IC$ magnons inside the $C - IC$ regime in Fig.4.

As shown in appendix C, the line h_3' in Fig.5 is determined by setting the first derivative of dispersion vanishing at $(0, k_0^y = \pi/2)$. The line h_2 and h_3 are determined by the condition that $C - C_0$ and $C - C_\pi$ become degenerate. There is one crossing point (β_0, h_0) between h_3' and h_2 in Fig.5.

In the h_x case discussed in Sec.II, both conditions are the same, so lead to just one single line with the 3 different segments in Fig.2 presented in Sec.II-C. However, in the h_z case, there are two different conditions which leads to three different lines h_3' and h_2, h_3 , which make the detailed shape of the C-IC regime more complicated than that in h_x case.

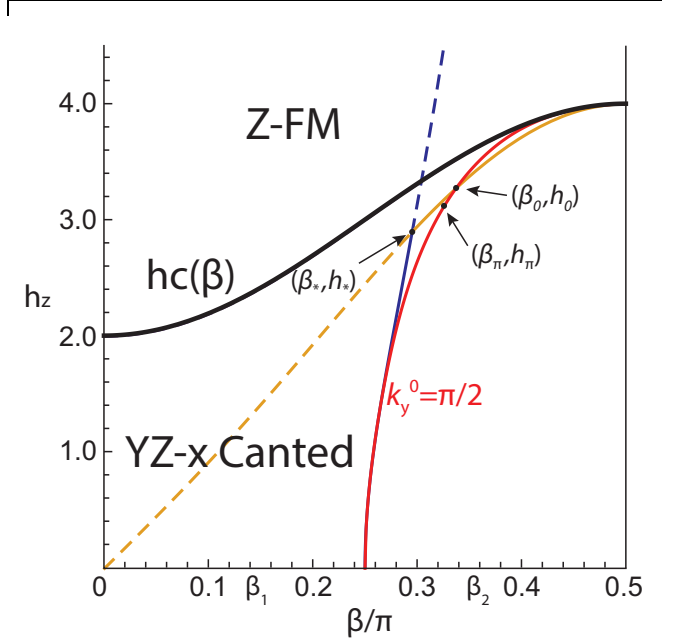


FIG. 5. (Color online) The three backbone lines h_2 (brown), h_3 (blue), h_3' (red) and their crossings in the h_z case. Thick solid line is the phase boundary h_{cz} . The h_3' is the constant contour at $k_y^0 = \pm\pi/2$. Along the solid line parts of h_2 and h_3 , $C - C_0$ and $C - C_\pi$ become degenerate $\omega(k_x = 0, k_y = 0) = \omega(k_x = 0, k_y = \pi)$. The dashed parts of h_2 and h_3 are extraneous solutions. Due to the lack of generalized mirror symmetry as in the h_x case in Fig.2, one need the 3 separate lines h_3' and h_2, h_3 to describe the competitions of the three kinds of magnons. The h_3' can be split into two segments $\pi/4 < \beta < \beta_\pi$, $(0, k_0^y = \pm\pi/2)$ is the minimum position. $\beta_\pi < \beta < \beta_0$, $C - C_\pi$ becomes the minimum position. When $\beta_0 < \beta < \pi/2$, h_3' rises above h_2 , moves into the $C - C_0$ regime.

Along the h_3' , the minimum at $k_0^y = \pi/2$, stays as the (local) minima until $\beta_{flat} \sim 0.33\pi$ where the second derivative of the dispersion at $(0, k_0^y = \pi/2)$ vanishes, then it becomes a maximum after $\beta > \beta_{flat}$. (In fact, before getting to $\beta_{flat} \sim 0.33\pi$, there is another point (let's call it β_π in Fig.5) where the $(0, k_0^y = \pi/2)$ is just a local minimum, while the $C - C_\pi$ becomes the global minimum). Then $C - C_\pi$ becomes the minimum, while $C - C_0$ becomes the maximum, then until $C - C_\pi$ and $C - C_0$ becomes degenerate at $\beta_0 \sim 0.33729\pi$ in Fig.5. After $\beta > \beta_0$, it moves into the $C - C_0$ regime where $C - C_0$ becomes the minimum. h_3' rises above h_2 line. So $\beta_0 \sim 0.33729\pi$ is determined by setting $h_2 = h_3'$ as shown in Fig.5.

So in practice, the h_3' can be split into two segments $\pi/4 < \beta < \beta_\pi$, $(0, k_0^y = \pi/2)$ is the minimum position.

$\beta_\pi < \beta < \beta_0$, $C - C_\pi$ becomes the minimum position. (So β_{flat} is really not that important anymore). Then when $\beta_0 < \beta < \pi/2$, h'_3 rises above h_2 , moves into the $C - C_0$ regime. Then we have to use the h_2 line to delineate the $C - C_0$ and $C - C_\pi$ boundary.

So the $C - IC$ boundary along $(0, k_y^0 = \pi/2)$ happens at (β_π, h_π) where it turns into $C - C_\pi$. In principle, one can determine the whole $C - IC$ boundary in the whole $YZ-x$ phase. Indeed, we determine the $C - IC$ boundary along the line h_2 and h_3 in Fig.9. Connecting all the special points along the three lines h_2, h_3, h'_3 in Fig.5 and Fig.9 in the appendix C. and also β_1, β_2 at $h_x = 0$ lead to Fig.4 and also the evolution around (β_0, h_0) in Fig.10.

D. The transition from the $YZ - x$ canted state to the Z-FM at $T = 0$ and finite T .

1. The $T = 0$ transitions

The transition from the $YZ - x$ canted state to the Z-FM at $T = 0$ is still characterized by the order parameter $M_y(T = 0) = \langle S^y \rangle$. As said at the beginning of Sec.III, the Hamiltonian Eqn.1 has the translational symmetry and the \mathcal{P}_z symmetry: $k_x \rightarrow -k_x, S^x \rightarrow -S^x, k_y \rightarrow -k_y, S^y \rightarrow -S^y, S^z \rightarrow S^z$. The Z-FM respects both symmetry, so $M_y(T = 0) = 0$, but the $YZ-x$ states breaks both, but still keeps the combination $\mathcal{P}_z \times (x \rightarrow x + 1)$, so $M_y(T = 0) \neq 0$. Due to the spin-orbital locking, destroying the $M_y(T = 0) = \langle S^y \rangle$ order will also restore the translational symmetry along x direction. Similar to the h_x case, there are relativistic gapped $C - C_0$ magnons on both sides indicating the dynamic exponent $z = 1$. So we conclude that the transition is also in the 3d Ising universality class. The LSWE only leads to the mean field exponent $\beta_{MF} = 1/2, \nu_{MF} = 1/2$.

At the two Abelian points $\beta = 0$ (or $\beta = \pi/2$), starting from $h > h_{cz}$, as shown in [11], due to the enlarged $U(1)$ symmetry, the transition is driven by the simultaneous condensations of the two degenerate minima at $(0, 0)$ and $(\pi, 0)$ (or $(0, \pi)$ and $(\pi, 0)$) shown in Fig.4 and is in the universality class of 3d XY model. From below $h < h_{cx}$, at $\beta = 0$, it is just the condensation of $C - C_0$ magnons, at $\beta = \pi/2$, it is a simultaneous condensations of $C - C_0$ and $C - C_\pi$ magnons, so the transition is also in the 3d XY universality class. After considering the above differences, the $T = 0$ RG flow diagram is similar to Fig.3.

2. The finite temperature behaviors and transitions

Because inside the $YZ-x$ phase in Fig.4, the RG flows to the fixed point $(\beta = \pi/4, h_z = 0)$, so the finite temperature transition at T_{cz} from the $YZ - x$ canted phase to the Z-FM is in the same universality class as that at zero field case discussed in [7]. Its nature remains to be determined. Of course, at the two Abelian points $\beta = 0, \pi/2$, it is in the 2d XY universality class. At the $T = 0$ phase boundary in Fig.4, $T_c = 0$. All the physical quantities at $T \ll T_{cz}$ can be similarly evaluated as in h_x case.

IV. DISCUSSIONS AND CONCLUSIONS

The C-IC magnons in the zero field RFHM stand for short-ranged In-commensurate orders embedded in a long-ranged ordered commensurate phase [7]. In order to transfer the short-ranged In-commensurate orders into long-range ordered ones, one need to drag out these C-IC and then drive them into condensations. However, as shown in [11] and this work, these C-IC response quite differently to the h_y and h_x, h_z field. In the h_y case, at a small $h_y < h_{c1}$, the $Y - x$ state stay as the exact ground state, so $C - C_0$, $C - C_\pi$ and C-IC remain extrinsic, detached from the exact ground state and need to be thermally excited. As $h_y \rightarrow h_{c1}^-$, the C-IC always emerge as the driving seeds to lead to various IC-SKX phase through a line of fixed points at $h_y = h_{c1}^-$. However, in both h_x and h_z case, the C-IC always lose to $C - C_0$ which is the driving seeds to lead to X-FM and Z-FM respectively. In fact, one can also group h_y and h_x as an in-plane field, while h_z as the perpendicular field. In the in-plane case, there is Mirror symmetry or a generalized mirror symmetry respectively to characterize the competition among the magnons. While in the perpendicular field, there is no such mirror symmetry.

In the (β, h_y) phase diagram, the IC-SKX phase is surrounded by 4 other phases: the two commensurate coplanar canted phases at the left and right in the SOC parameters, two collinear phases in the low and high field. The two canted phases and the IC-SKX phases break the $U(1)$ symmetry spontaneously, so support a gapless excitation. The transition from the canted phase to the Y-FM in the high field is in the 3d XY transition class, controlled by the RG fixed point at the two Abelian points. This is in sharp contrast to the YX-x (YZ-x) canted phase to the high field X-FM (Z-FM) in Fig.1 (Fig.4) which is in the 3d Ising transition class, controlled by the RG fixed point in the middle of the phase boundary (see Fig.3 for the h_x case) instead of at the two Abelian points. As stressed in [11] and appendix A, in the h_y case, the IC-SKX is due to the condensations of non-relativistic C-IC at a single minim $(0, k_y^0)$ from $h < h_{c1}$, so the transition has the dynamic exponent $z = 2$. On the experimental side, the IC-SKX phase match rather naturally and precisely the incommensurate, counter-rotating (in A/B sublattice), non-coplanar magnetic orders detected on iridates α, β, γ -Li₂IrO₃ [6]. Both h_x and h_z explicitly breaks the spin-orbital coupled $U(1)$ symmetry of the RFHM at a zero field. The YX-x or YZ-x phase supports only gapped magnons. Unfortunately, as shown in Fig.1 and Fig.4, the relativistic C-IC with at least two minima at $(0, \pm k_y^0)$ always lose to $C - C_0$, so can not emerge to drive any phase transitions. There is only one transition which is driven by the condensation of $C - C_0$ and is in the 3d Ising universality class. Of course, the Finite temperature transitions in h_y and h_x, h_z cases are also quite different.

It is easy to see why the transition from YX-x to X-FM in Fig.1 and YZ-x to Z-FM in 4 have to go through

$C - C_0$ instead of $C - C_\pi$. This is because YX-x or YZ-x have the orbital order $(\pi, 0)$, the $C - C_0$ has the orbital order $(0, 0) = (\pi, 0)$ in the RBZ. So its condensation on the top of YX-x or YZ-x order could lead to two orbital orders either $(\pi, 0) + (0, 0) = (\pi, 0)$ or $(\pi, 0) + (\pi, 0) = (0, 0)$ in the EBZ. The $(0, 0)$ order is nothing but that of the X-FM in Fig.1 or Z-FM in 4. However, the $C - C_\pi$ has the orbital order $(0, \pi) = (\pi, \pi)$ in the RBZ. So its condensation on the top of YX-x or YZ-x order could lead to two orbital orders either $(\pi, 0) + (0, \pi) = (\pi, \pi)$ or $(\pi, 0) + (\pi, \pi) = (0, \pi)$ in the EBZ, none of the two contains the $(0, 0)$ order.

It is instructive to compare the C-IC magnons with quantum fluctuations generated vortices in p/q filling Boson Hubbard models [20–23], those in high T_c superconductors [30, 31] and exciton superfluids in Bilayer or trilayer quantum Hall systems [12, 13]. The vortices are gapped topological excitations inside a superfluid, there are at least q degenerate minima in their dispersions which transform to each other under the projective representation of the Magnetic space group (MSG). So the gap closing (or condensations) of the q minima lead to various kinds of lattice symmetry breaking insulating states. So these quantum fluctuations generated vortices are short-range translational symmetry breaking insulating orders embedded inside the translational invariant superfluid states. Even inside the superfluid state, they are the crucial ingredients of the superfluid ground state and are generated by the intrinsic quantum fluctuations. Their condensations tuned by interactions spark quantum phase transitions into various neighboring insulating states breaking various translational symmetries of lattices. Of course, vortices are bosons and satisfy boson statistics. Here, these $C - C_0$ and $C - IC$ gapped magnons inside the YX-x or YZ-x state play similar roles as the vortices inside a translational invariant superfluid state. They are the crucial ingredients of the YX-x or YZ-x state and are generated by the intrinsic quantum fluctuations. Their condensations tuned by various Zeeman fields spark quantum phase transitions into various neighboring spin-orbital correlated commensurate or in-commensurate phases. The salient feature of the C-IC magnons is that they may condense at any in-commensurate wavevector leading to incommensurate spin-orbital correlated magnetic phases. This indeed what happens in the h_y Zeeman field studied in [11]. However, in the h_x, h_z fields studied in this paper, they are eliminated before their possible condensations.

In a recent preprint [17], we studied Rotated Anti-ferromagnetic Heisenberg model (RAFHM) which is the fermionic analog of the RFHM [7]. We found that the $C - C_0, C - IC$ magnons in the RAFHM are also intrinsic ones generated by quantum fluctuations, take relativistic dispersion and already embedded in the ground state. Their parameters such as the minimum positions $(0, \pm k_y^0)$, gap, velocities v_x, v_y can be precisely measured by the peak positions, the width and Lorentzian shape of the transverse structure factor at $T = 0$ respectively.

In this sense, the relativistic $C - C_0, C - IC$ magnons in the Y-y state in the RAFHM at zero field resemble those in the YX-x and YZ-x canted state studied in this paper.

The multiple local (meta-stable) or global minima structure of the C-IC magnons shown in Fig.6,7,8 indicate some short-ranged quantum fluctuations with multiple length scales. These complex structure is intrinsic and embedded in the quantum ground state, which may resemble the complex multiple local minimum landscapes in quantum spin glass [32–35]. However, the former is SOC induced, the latter is due to quenched disorders. So the SOC may induce some similar complex phenomena as the disorders.

In this work, we only focus along $(\alpha = \pi/2, \beta)$. Obviously, it is important to study how these magnons response when $\alpha \neq \pi/2$. We expect that turning on $\alpha - \pi/2$ will lead to new competitions different from all the three Zeeman field cases.

In this work, we only focus on quantum phases with only bosonic excitations and without topological orders. As said in the introduction, in fermionic systems [12–17], the quantum phase supports both fermionic excitation and collective bosonic excitations. The two sectors may compete to lead to various other quantum phases under various external probes. In a recent preprint [36], we studied the attractive Hubbard model with Rashba or Dresselhaus spin-orbit coupling in a 2d square lattice subject to a perpendicular h_z field which is the weak coupling and negative interaction cousin of Eqn.29. We find it is the touching (or gap closing) of fermionic quasi-particle excitations which signify a topological transition from a topological SF to a trivial one or to a band insulator. Obviously, a fermionic quasi-particle can not condense, but they could change the topological winding numbers, therefore spark topological transitions. It remains much more challenging to study topological transitions driven by condensations of fractionized particles satisfying Abelian or non-Abelian statistics [3, 5]. Unfortunately, in contrast to bosonic or fermionic excitations, one may not be able to treat these fractionized particles as independent particles due to their long-range entanglements mediated by Abelian or non-Abelian Chern-Simon interactions [3, 5, 30, 37, 38].

Acknowledgements

We acknowledge NSF-DMR-1161497, NSFC-11174210 for supports. The work at KITP was supported by NSF PHY11-25915. W.M. Liu is supported by NSFC under Grants No. 10934010 and No. 60978019, the NKBRSCF under Grants No. 2012CB821300.

Appendix A: Energy spectrum symmetry analysis of YX - x state in h_x case and YZ - x state in h_z case.

As said at the beginning of Sec.II, the RFHM in the h_x transverse field Eqn.1 enjoys the \mathcal{P}_x symmetry: $S^x \rightarrow S^x, k_y \rightarrow -k_y, S^y \rightarrow -S^y, S^z \rightarrow -S^z$ and the translational symmetry. The YX - x state breaks both

the \mathcal{P}_x symmetry and the translational symmetry by one lattice site ($x \rightarrow x+1$), but keeps the combination of the two $\mathcal{P}_x \times (x \rightarrow x+1)$. So the excitation spectrum must have the $k_y \rightarrow -k_y$ symmetry. This is indeed respected by the LSW spectrum shown in Fig.2, 6 and 7.

Very similarly, as said at the beginning of Sec.III, the RFHM in the h_z transverse field Eqn.29 enjoys the translational symmetry and the \mathcal{P}_z symmetry: $k_x \rightarrow -k_x, S^x \rightarrow -S^x, k_y \rightarrow -k_y, S^y \rightarrow -S^y, S^z \rightarrow S^z$ which is also equivalent to a joint π rotation of both the spin and the orbital around the \hat{z} axis. The $YZ-x$ state breaks both the \mathcal{P}_z symmetry and the translational symmetry by one lattice site ($x \rightarrow x+1$), but keeps the combination of the two $\mathcal{P}_z \times (x \rightarrow x+1)$. So the excitation spectrum must have the $k_y \rightarrow -k_y$ symmetry also. This is indeed respected by the LSW spectrum shown in Fig.8 and 9.

The zero field RFHM studied in [7] has the translational symmetry and the $T, \mathcal{P}_x, \mathcal{P}_y$ and \mathcal{P}_z symmetry. The $Y-x$ state breaks all these symmetries except the \mathcal{P}_y , however, it still keeps $\mathcal{P}_x \times (x \rightarrow x+1)$ and $\mathcal{P}_z \times (x \rightarrow x+1)$ symmetry, so the excitation spectrum must have the $k_y \rightarrow -k_y$ symmetry also, as indeed respected by the LSW spectrum shown in [7]. However, the energy spectrum in the longitudinal h_y field studied in [11] has no such $k_y \rightarrow -k_y$ symmetry anymore. The RFHM in the longitudinal h_y field enjoys the translational symmetry and the \mathcal{P}_y symmetry: $S^y \rightarrow S^y, k_x \rightarrow -k_x, S^x \rightarrow -S^x, S^z \rightarrow -S^z$. The $Y-x$ state keeps \mathcal{P}_y symmetry, but breaks the translational symmetry by one lattice site ($x \rightarrow x+1$), So the excitation spectrum may not have the $k_y \rightarrow -k_y$ symmetry. Indeed, the h_y field will just pick one of the two degenerate minima $\pm k_y^0$ and condense it at $h = h_{c1}$ as shown in Fig. 1 in [11].

Appendix B: The evolution of $C-IC$ in h_x case

As motivated in Sec.II-C, we like to investigate possible "generalized" mirror symmetry around $k_y = \pi/2$. So we apply a shift $k = (0, \pi/2) + q$ to the dispersion Eqn.21 and 19 and get

$$\begin{aligned} A_q &= 2 + (\cos^2 \beta - \sin^2 \beta \sin^2 \theta) \sin q_y \\ B_q &= \sin 2\beta \sin \theta \cos q_y \\ C_q &= \cos q_x \\ D_q &= -\sin^2 \beta \cos^2 \theta \sin q_y \end{aligned} \quad (B1)$$

It is easy to see that the only term which is not mirror symmetric with respect to $q_y = 0$ is contained in A_q . (D_q has no problem because it is squared in Eqn.21.) Making the spectrum mirror symmetric with respect to $q_y = 0$ dictates:

$$\cos^2 \beta - \sin^2 \beta \sin^2 \theta = 0 \quad (B2)$$

Plugging in the Eqn.16 leads to Eqn.25.

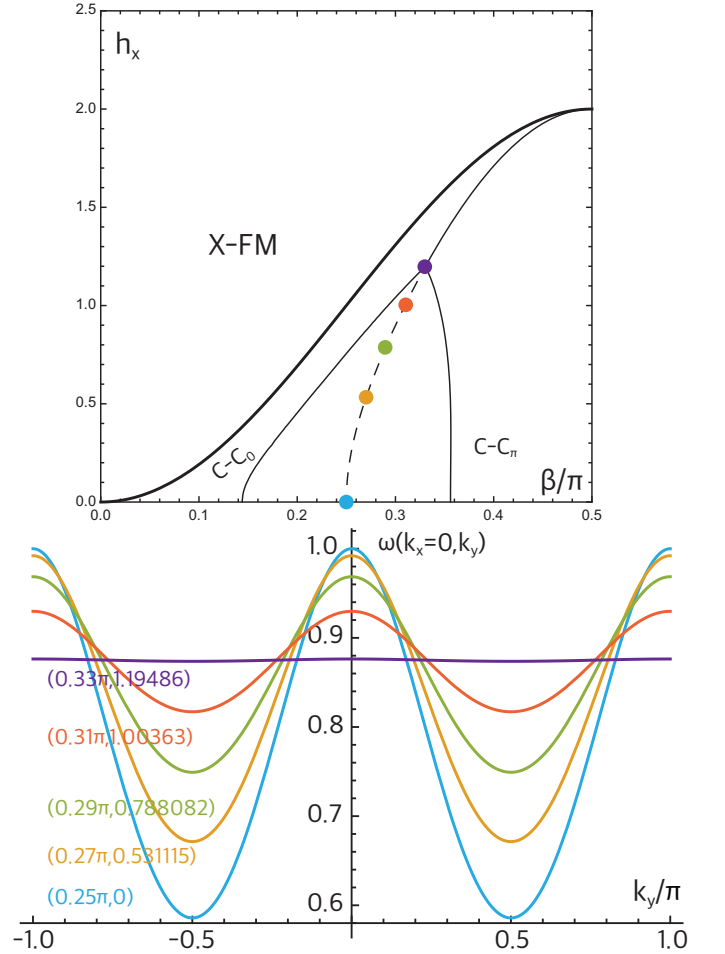


FIG. 6. (Color online) (Top) Phase diagram in the h_x case. The dashed line indicates the contour $k_y^0 = \pm\pi/2$ inside the $C-IC$ regime. Colored dots stand for the 5 parameters $(\beta, h(\beta))$: $(0.25\pi, 0)$, $(0.27\pi, 0.531115)$, $(0.29\pi, 0.788082)$, $(0.31\pi, 1.00363)$, $(0.33\pi, 1.19486)$ used for the figure below falling in the range $\pi/2 < \beta < \beta_0 \approx 0.330458\pi$. (Bottom) Spin wave spectrum corresponding to the 4 dots in the top figure. There is no other contours crossing the $k_y^0 = \pi/2$ contour in this range. For example, the contour $k_y^0 = \pi/2 + 10^{-5}$ will hit the extension of the contour $k_y^0 = \pi/2$ in the range $\beta_0 \leq \beta \leq \beta_*$ (see Fig.7). As h_x increases, the gap at $k_y^0 = \pm\pi/2$ increases. Note that even at $\beta = 0.33\pi, h = 1.19486$, the spectrum is still not a straight line.

Eqn.25 is obtained demanding that the energy spectrum is symmetric with respect to $k_y^0 = \pi/2$, so it guarantees it must be an extreme (either minimum or maximum) at $k_y^0 = \pi/2$ and also the degeneracy condition $\omega_{k=(0,0)} = \omega_{k=(0,\pi)}$. This explains why Eq.25 also contains the $C-C_0/C-C_\pi$ boundary Eqn.24.

Appendix C: The evolution of $C-IC$ in h_z case

Following the procedures in the h_x case, we will first determine the boundary between $C-C_0$ and $C-C_\pi$ by

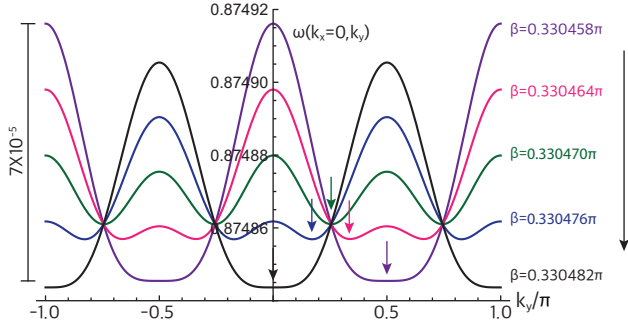


FIG. 7. (Color online) The Spin-wave spectrum for several $(\beta, h(\beta))$ in the range $\beta_0 \leq \beta \leq \beta_*$ in the top part of Fig.6. Arrow is the guide to see the minima locations. Due to the generalized mirror symmetry, there are 4 degenerate minima which are symmetric with respect to $k_y = \pm\pi/2$ respectively. Due to the $k_y \rightarrow -k_y$ symmetry, the 4 minima are also symmetric with respect to $k_y = 0$. As increasing β from β_0 to β_* , the minima positions continuously shift from $\pi/2$ to either 0 or π . For the red curve ($\beta = 0.330464\pi$), the 4 minima are at $k_y^0 = \pm\pi/3, \pm 2\pi/3$. It also indicates the 4 contours will hit the extension of the contour $k_y^0 = \pm\pi/2$ at $\beta = 0.330464\pi$ shown in Fig.2.

setting $\omega_k^-(0,0) = \omega_k^-(0,\pi)$. Using Eqn.48, we find it has 4 positive roots h_1, h_2, h_3, h_4 and 4 negative roots. After comparing with numerical results, we find only the two roots h_2 and h_3 are physical:

$$h_2 = \sqrt{2(3 - \cos 2\beta)(1 - \cos 2\beta)}$$

$$h_3 = (3 - \cos 2\beta) \sqrt{\frac{-2 \cos 2\beta}{1 + \cos 2\beta}} \quad (C1)$$

Setting $h_2 = h_3$ leads to $\beta = \beta_* = 0.295296\pi$ as shown in Fig.5. When $0.25\pi < \beta < \beta_*$, $h = h_3$, when $\beta_* < \beta < \pi/2$, $h = h_2$.

Next we determine the constant contour at $k_y^0 = \pi/2$, thus we need solve

$$0 = \frac{\partial \omega_k^-}{\partial k_y} \Big|_{k=(0,\pi/2)} \implies c_8 h^8 + c_6 h^6 + c_4 h^4 + c_2 h^2 + c_0 = 0 \quad (C2)$$

where the coefficients c_8, c_6, c_4, c_2, c_0 are functions of β . This equation also has 4 positive roots h'_1, h'_2, h'_3, h'_4 and 4 negative roots. we find only h'_3 is a physical solution. Its analytic expression is complicated, so we only show its numerical solution in the Fig.5. Setting $h_2 = h'_3$ leads to $\beta = \beta_0 = 0.333729\pi$; The three lines h_2, h_3, h'_3 and their crossings are drawn in Fig.5.

Since we set $0 = \frac{\partial \omega_k^-}{\partial k_y} \Big|_{k=(0,\pi/2)}$, the dispersion around $k_y = \pm\pi/2$ changes as shown in Fig.8:

We can summarize the evolution along h'_3 line in the following: Along h'_3 , when $0.25\pi < \beta < \beta_{\text{flat}}$, $(0, \pi/2)$ is a local minimum; when $\beta_{\text{flat}} < \beta < \pi/2$, $(0, \pi/2)$ is a local maximum.

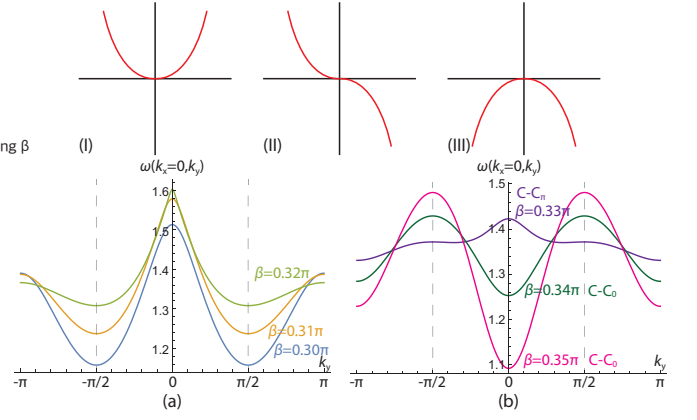


FIG. 8. (Color online) (Top) When β increases from $\pi/4$ to $\pi/2$ along h'_3 , the contour extreme at $k_y^0 = \pm\pi/2$ goes through (I-II-III) at $\beta_{\text{flat}} \approx (0.328 \pm 0.001)\pi$. (bottom) The spin-wave dispersion along h'_3 for different β : (a) $0.30\pi, 0.31\pi, 0.32\pi$ falling in the range $\pi/4 < \beta < \beta_{\text{flat}}$, $k_y^0 = \pm\pi/2$ is at least a local minimum. (b) $0.33\pi, 0.34\pi, 0.35\pi$ falling in the range $\beta_{\text{flat}} < \beta < \pi/2$. $k_y^0 = \pm\pi/2$ becomes at least a local maximum.

Along h'_3 , when $0.25\pi < \beta < \beta_{t2}$, $(0,0)$ is a local maximum; when $\beta_{t2} < \beta < \pi/2$, $(0,0)$ is a local minimum.

Along h'_3 , when $0.25\pi < \beta < \beta_{t1}$, $(0,\pi)$ is a local maximum; when $\beta_{t1} < \beta < \pi/2$, $(0,\pi)$ is a local minimum.

The relation between these β are $\beta_{t1} < \beta_{\text{flat}} < \beta_{t2}$

If $0.25\pi < \beta < \beta_{t1}$, $(0, \pi/2)$ is a global minimum;

If $\beta_{t1} < \beta < \beta_{\text{flat}}$, we need compare $(0, \pi/2)$ with $(0, \pi)$;

if $\beta_{t1} < \beta < \beta_{tf}$, $(0, \pi/2)$ is a global minimum;

if $\beta_{tf} < \beta < \beta_{\text{flat}}$, $(0, \pi)$ is a global minimum;

If $\beta_{\text{flat}} < \beta < \beta_{t2}$, $(0, \pi)$ is a global minimum;

If $\beta_{t2} < \beta < \pi/2$, we need compare $(0, \pi)$ with $(0,0)$;

if $\beta_{t2} < \beta < \beta_0$, $(0, \pi)$ is a global minimum;

if $\beta_0 < \beta < \pi/2$, $(0,0)$ is a global minimum;

As summarized in Sec.III-C, if $0.25\pi < \beta < \beta_{tf}$, $(0, \pi/2)$ is a global minimum; if $\beta_{tf} < \beta < \beta_0$, $(0, \pi)$ is a global minimum; if $\beta_0 < \beta < \pi/2$, $(0,0)$ is a global minimum. The final result is shown in Fig.5

The minimum structure along h_2 and h_3 are shown in Fig.9 and B respectively.

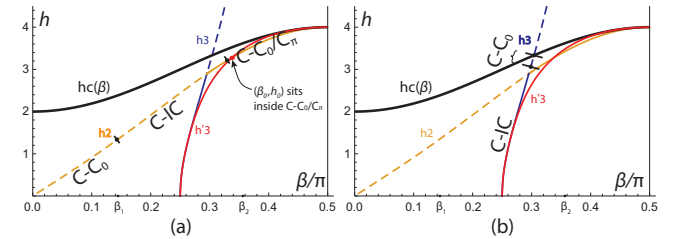


FIG. 9. (Color online) (a) Along h_2 , the minimum location of the dispersion is $k = (0,0)$ then become $k = (0, 0 < k_y^0 < \pi)$, then become either $k = (0,0)$ or $k = (0,\pi)$ which are degenerate along h_2 . (b) Along h_3 , the minimum location of the dispersion is $k = (0, 0 < k_y^0 < \pi)$ then become $k = (0,0)$.

Combining all the special points along the three lines h_2, h_3, h'_3 in Fig.5 and Fig.9 and also β_1, β_2 at $h_x = 0$ lead to Fig.4 and the evolution around (β_0, h_0) in Fig.10.

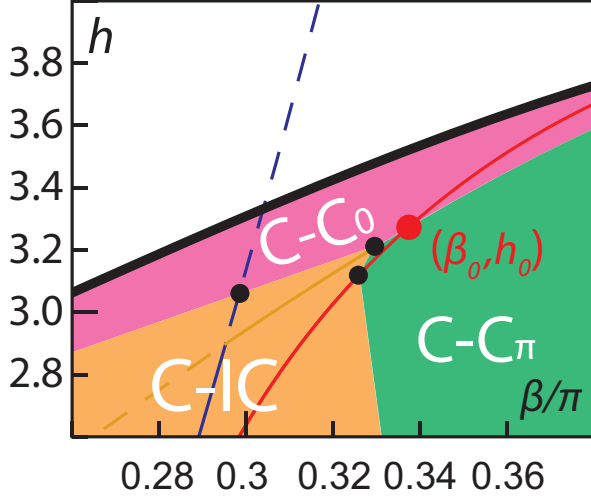


FIG. 10. (Color online) Fine structure of C-C₀, C-IC, C-C_π boundaries around (β_0, h_0) . It is reached by connecting those special points along the three lines h_2 (solid and dashed brown), h_3 (solid and dashed blue), h'_3 (solid red) in Fig.5 and Fig.9. The Thick solid black line is the phase boundary h_{cz} .

- [1] A. V. Chubukov, S. Sachdev, and J. Ye, *Theory of two-dimensional quantum Heisenberg antiferromagnets with a nearly critical ground state*, Phys. Rev. B **49**, 11919(1994).
- [2] A. Auerbach, *Interacting electrons and quantum magnetism*, (Springer Science & Business Media, 1994).
- [3] X.G. Wen, *Quantum Field Theory of Many-body Systems, From the Origin of Sound to an Origin of Light and Electrons*, (OXFORD UNIVERSITY PRESS, 2004),
- [4] S. Sachdev, *Quantum Phase transitions*, (2nd edition, Cambridge University Press, 2011).
- [5] E. Fradkin, *Field Theory of condensed matter*, (2nd edition, Cambridge University Press, 2013).
- [6] Turner, A. M. & Vishwanath, A. Beyond Band Insulators: Topology of Semi-metals and Interacting Phases. Preprint at <http://arxiv.org/abs/1301.0330> (2013).
- [7] Fadi Sun, Jinwu Ye, and Wu-Ming Liu, *Quantum magnetism of spinor bosons in optical lattices with synthetic non-Abelian gauge fields*, Phys. Rev. A **92**, 043609 (2015).
- [8] Zi Cai, Xiangfa Zhou, and Congjun Wu, Magnetic phases of bosons with synthetic spin-orbit coupling in optical lattices, Phys. Rev. A **85**, 061605(R), 2012, For a review, see, Xiangfa Zhou, Yi Li, Zi Cai and Congjun Wu, Unconventional states of bosons with the synthetic spin-orbit coupling, J. Phys. B: At. Mol. Opt. Phys. **46** (2013) 134001 (16pp).
- [9] J. Radic, A. Di Ciolo, K. Sun, and V. Galitski, Exotic Quantum Spin Models in Spin-Orbit-Coupled Mott Insulators, PRL **109**, 085303 (2012)
- [10] William S. Cole, Shizhong Zhang, Arun Paramekanti, and Nandini Trivedi, Bose-Hubbard Models with Synthetic Spin-Orbit Coupling: Mott Insulators, Spin Textures, and Superfluidity, Phys. Rev. Lett. **109**, 085302 (2012)
- [11] Fadi Sun, Jinwu Ye, Wu-Ming Liu, *Rotated Heisenberg model in a Zeeman field and its applications to cold atoms and materials with spin-orbit coupling*, arXiv:1502.05338, under review in Phys. Rev. Lett.
- [12] Longhua Jiang and Jinwu Ye, Ground state, quasihole and a pair of quasihole wavefunctions in Bi-layer Quantum Hall systems, Phys. Rev. B **74**, 245311 (2006).
- [13] Jinwu Ye, Broken symmetry, excitons, gapless modes, and topological excitations in trilayer quantum Hall systems, Phys. Rev. B **71**, 125314 (2005)
- [14] Sun, F., Yu, X.-L., Ye, J., Fan, H. & Liu, W.-M. Topological Quantum Phase Transition in Synthetic Non-Abelian Gauge Potential: Gauge Invariance and Experimental Detections. *Sci. Rep.* **3**, 2119 (2013).
- [15] Shang-Shun Zhang, Jinwu Ye, Wu-Ming Liu, Itinerant magnetic phases and Bosonic Lifshitz transitions in repulsively interacting spin-orbit coupled Fermi gas, arXiv:1403.7031, version 5.
- [16] Yi-Xiang Yu, Jinwu Ye, Wu-Ming Liu, Coherence length in attractively interacting Fermi gases with Spin-orbit Couplings, Phys. Rev. A **90**, 053603 (2014).
- [17] Fadi Sun, Jinwu Ye, Wu-Ming Liu, Hubbard model with Rashba or Dresselhaus spin-orbit coupling and Rotated Anti-ferromagnetic Heisenberg Model, arXiv:1601.01642
- [18] Lianghui Huang, et.al, Experimental realization of a two-dimensional synthetic spin-orbit coupling in ultracold Fermi gases, arXiv:1506.02861.
- [19] Zhan Wu, et.al, Realization of Two-Dimensional Spin-orbit Coupling for Bose-Einstein Condensates, arXiv:1511.08170.
- [20] Jiang, L. & Ye, J. The mobility of dual vortices in honeycomb, square, triangular, Kagome and dice lattices. *J. Phys. Condens. Matter* **18**, 6907 (2006).
- [21] Ye, J. Duality, magnetic space group and their applications to quantum phases and phase transitions on bipartite lattices in several experimental systems. *Nucl. Phys. B* **805**, 418 (2008).
- [22] Chen, Y. & Ye, J., Characterizing boson orders in lattices

- by vortex degree of freedoms. *Philos. Mag.* **92**, 4484-4491 (2012).
- [23] Ye, J. & Chen, Y. Quantum phases, Supersolids and quantum phase transitions of interacting bosons in frustrated lattices. *Nucl. Phys. B* **869**, 242 (2013).
 - [24] Fadi Sun, Jinwu Ye, Wu-Ming Liu, In preparation.
 - [25] Kinast, J. *et al.* Heat Capacity of a Strongly Interacting Fermi Gas. *Science* **307**, 1296 (2005).
 - [26] Ku, M. J. H. *et al.* Revealing the Superfluid Lambda Transition in the Universal Thermodynamics of a Unitary Fermi Gas. *Science* **335**, 563 (2012).
 - [27] Gemelke, N., Zhang X., Huang C. L., and Chin, C. In situ observation of incompressible Mott-insulating domains in ultracold atomic gases, *Nature (London)* **460**, 995 (2009).
 - [28] Ye, J. *et al.* Light-scattering detection of quantum phases of ultracold atoms in optical lattices. *Phys. Rev. A* **83**, 051604 (2011).
 - [29] Ye, J., Zhang, K. Y., Li, Y., Chen, Y. & Zhang, W. P. Optical Bragg, atom Bragg and cavity QED detections of quantum phases and excitation spectra of ultracold atoms in bipartite and frustrated optical lattices. *Ann. Phys.* **328**, 103 (2013).
 - [30] Jinwu Ye, Quantum fluctuation generated vortices, dual singular-gauge transformation, and zero-temperature transition from d-wave superconductor to underdoped regime, *Phys. Rev. B* **65**, 214505 (2002)
 - [31] Jinwu Ye, Thermally Generated Vortices, Gauge Invariance, and Electron Spectral Function in the Pseudogap Regime, *Phys. Rev. Lett.* **87**, 227003 (2001).
 - [32] J. Ye, S. Sachdev and N. Read, A solvable spin glass of quantum rotors, *Phys. Rev. Lett.* **70**, 4011 (1993)
 - [33] S. Sachdev and J. Ye, Gapless spin-fluid ground state in a random quantum Heisenberg magnet, *Phys. Rev. Lett.* **70**, 3339 (1993)
 - [34] N. Read, S. Sachdev and J. Ye, Landau theory of quantum spin glasses of rotors and Ising spins, *Phys. Rev. B*, **52**, 384 (1995)
 - [35] M. P. Kennett, C. Chamon and Jinwu Ye, Aging dynamics of quantum spin-glass of rotors, *Phys. Rev. B* **64**, 224408 (2001).
 - [36] Yi-Xiang Yu, Jinwu Ye and Ningfang Song, Preprint.
 - [37] Jinwu Ye and S. Sachdev, The effects of Coulomb interaction on Quantum Hall critical points of systems in a periodic potential, *Phys. Rev. Lett.* **80**, 5409 (1998).
 - [38] Jinwu Ye, The effects of weak disorders and Coulomb interaction on Quantum Hall critical points, *Phys. Rev. B* **60**, 8290 (1999).