

Random walk of passive tracers among randomly moving obstacles

Matteo Gori,^{1,2,*} Irene Donato,^{1,2,†} Elena Floriani,^{1,2,‡}

Ilaria Nardecchia,^{2,3,§} and Marco Pettini^{1,2,¶}

¹*Aix-Marseille Université, Marseille, France*

²*CNRS Centre de Physique Théorique UMR7332, 13288 Marseille, France*

³*Centre d'Immunologie de Marseille-Luminy, Aix Marseille Université
UM2, Inserm, U1104, CNRS UMR7280, 13288 Marseille, France*

(Dated: March 6, 2022)

Abstract

Background: This study is mainly motivated by the need of understanding how the diffusion behaviour of a biomolecule (or even of a larger object) is affected by other moving macromolecules, organelles, and so on, inside a living cell, whence the possibility of understanding whether or not a randomly walking biomolecule is also subject to a long-range force field driving it to its target.

Method: By means of the Continuous Time Random Walk (CTRW) technique the topic of random walk in random environment is here considered in the case of a passively diffusing particle in a crowded environment made of randomly moving and interacting obstacles.

Results: The relevant physical quantity which is worked out is the diffusion coefficient of the passive tracer which is computed as a function of the average inter-obstacles distance.

Coclusions: The results reported here suggest that if a biomolecule, let us call it a test molecule, moves towards its target in the presence of other independently interacting molecules, its motion can be considerably slowed down. Hence, if such a slowing down could compromise the efficiency of the task to be performed by the test molecule, some accelerating factor would be required. Intermolecular electrodynamic forces are good candidates as accelerating factors because they can act at a long distance in a medium like the cytosol despite its ionic strength.

PACS numbers: 02.50.Cw , 87.15.Vv , 87.10.Mn

* gori6matteo@gmail.com ; corresponding author

† irene.ired@gmail.com

‡ elena.floriani@cpt.univ-mrs.fr

§ i.nardecchia@gmail.com

¶ pettini@cpt.univ-mrs.fr

I. INTRODUCTION

The topic of random walk in random environment (RWRE) has been the object of extensive studies during the last four decades and is of great interest to mathematics, physics and several applications. There is a huge literature on numerical, theoretical, and rigorous analytical results. The subject has been pioneered both through applications, as is the case of the models introduced to describe DNA replication [1], or through more abstract models in the field of probability theory [2]. One can find in Ref.[3] the definition of the mathematical framework of RWRE and since then a vast body of results has been built for both static and dynamic random environments, to mention just a few of them see [4–7] and the references therein quoted.

In a biophysical context this kind of problems is referred to as ”macromolecular crowding” which, among other issues, encompasses the effects of excluded volume on molecular diffusion and biochemical reaction rates within living cells. Another kind of biophysical application of RWRE is related with single-particle tracking experiments allowing to measure the diffusion coefficient of an individual particle (protein or lipid) on the cell surface. The knowledge of single-trajectory diffusion coefficients is useful as a measure of the heterogeneity of the cell membrane and requires to model hindered diffusion conditions [8].

To give another example among a huge number of processes in living matter, during B lymphocyte development, immunoglobulin heavy-chain variable, diversity, and joining segments assemble to generate a diverse antigen receptor repertoire. Spatial confinement related with diffusion hindrance from the surrounding network of proteins and chromatin fibers is the dominant parameter that determines the frequency of encounters of the above mentioned segments. When these particles encounter obstacles present at high concentration, the particles motions become subdiffusive [9] as described by the continuous time random walk (CTRW) model [8, 10].

Within the ”macromolecular crowding” framework, the typical problem tackled to study biochemical reaction kinetics is that of finding how the diffusion of certain interacting particles is affected by the presence of Brownian non interacting particles (crowding agents) of a different kind.

In the present paper we consider, so to speak, the ”dual” situation, that is, the diffusion of Brownian passive tracers in presence of other species of interacting particles now playing

the role of crowding agents. The reason for considering this problem stems from the need of estimating how the encounter time of a given macromolecule (passive tracer) with its cognate partner, say a transcription factor diffusing towards its target on the DNA, is affected by the surrounding particles intervening in other biochemical reactions. As we shall see in the following, a molecule diffusing through a medium crowded by moving obstacles (molecules) interacting among each other can be considerably slowed down. If, say, a passive tracer (molecule) had to reach its target in a short time by diffusing through a crowded medium that prevents it from performing its task, then the help of some long-distance force field that attracts the tracer towards the target would be necessary.

In other words, the outcomes of the present work could be useful tools to infer whether intermolecular electrodynamic forces acting at a long distance can be at work in living matter. First steps in this perspective are being done in some recent works [11–14].

II. METHODS: CONTINUOUS TIME RANDOM WALK FORMALISM

One of the many ways of modelling diffusive behaviour is by Continuous Time Random Walk (CTRW) [15, 16]. This framework is mainly used to extend the description of Brownian motion to anomalous transport, in order to deal with subdiffusive or superdiffusive behaviour in connection with Lévy processes, but it can of course be used to describe the simpler and more frequent case of normal diffusion. In this paper, we focus on cases where diffusion of tracers and interacting molecules is indeed Gaussian, so that a diffusion coefficient can be defined.

Let us consider a population of independent particles A , and let us suppose that their motion can be modelled as a sequence of motion events that take place in three dimensions and in continuous time. The extension to two and one dimensions is trivial, and in the literature (see for example [15]) calculations are often carried out in one dimension.

In the CTRW framework the random walk is specified by $\psi(\mathbf{r}, t)$, the probability density of making a displacement \mathbf{r} in time t in a single motion event. The normalization condition on $\psi(\mathbf{r}, t)$ is

$$\int_0^{+\infty} dt \int d^3\mathbf{r} \psi(\mathbf{r}, t) = 1 \quad (1)$$

In many applications of CTRW $\psi(\mathbf{r}, t)$ is decoupled so that there is no correlation between

the displacement \mathbf{r} and the time interval t :

$$\psi(\mathbf{r}, t) = \Lambda(\mathbf{r}) \psi(t) \quad (2)$$

Here we rather consider the formulation where space and time are coupled, thus expressing the fact that the particles move with a given velocity during single motion events; this amounts to introducing a conditional probability $p(\mathbf{r}|t)$, i.e., the probability that a given displacement \mathbf{r} takes place in a time t

$$\psi(\mathbf{r}, t) = \Lambda(\mathbf{r}) p(\mathbf{r}|t) = \Lambda(\mathbf{r}) \delta\left(t - \frac{|\mathbf{r}|}{|\mathbf{v}(\mathbf{r})|}\right) \quad (3)$$

Normalization requires that

$$\int d^3\mathbf{r} \Lambda(\mathbf{r}) = 1 \quad (4)$$

We take the velocity to be constant in magnitude

$$\psi(\mathbf{r}, t) = \Lambda(\mathbf{r}) \delta\left(t - \frac{|\mathbf{r}|}{v_0}\right) \quad (5)$$

Furthermore, we consider isotropic systems, which implies that the distribution $\Lambda(\mathbf{r})$ is a function of $r = |\mathbf{r}|$ only. We write it in the form

$$\Lambda(\mathbf{r}) = \frac{\lambda(r)}{4\pi r^2} \quad (6)$$

with the normalization condition

$$\int_0^{+\infty} dr \lambda(r) = 1 \quad (7)$$

which allows to rewrite $\psi(\mathbf{r}, t)$ as

$$\psi(\mathbf{r}, t) = \frac{\lambda(r)}{4\pi r^2} \delta\left(t - \frac{|\mathbf{r}|}{v_0}\right) = \frac{\phi(t)}{4\pi (v_0 t)^2} \delta(|\mathbf{r}| - v_0 t) \quad (8)$$

where $\phi(t)$ is the free-flight or waiting time distribution which represents the probability density function for a random walker to keep the same direction of its velocity during a time t and is the fundamental quantity for the description of our isotropic system. The free-flight distribution satisfies the relations

$$\phi(t) = v_0 \lambda(v_0 t) \quad \int_0^{+\infty} dt \phi(t) = 1 \quad (9)$$

Starting from these quantities, one can compute the Fourier-Laplace transform of the probability density $P(\mathbf{r}, t)$ for a particle to be at the position \mathbf{r} at time t , and consequently

calculate the diffusion properties. This is done in the Appendix, where we generalise to three dimensions the analysis carried out in [15] for the one-dimensional case, considering two slightly different versions of the CTRW:

- (i) The Velocity Model, in which each particle A moves with constant velocity v_0 between two turning points; at a turning point, a new direction and a new length of flight are taken according to the probability density $\Lambda(\mathbf{r})$.
- (ii) The Jump Model, in which each particle waits at a particular location before instantaneously moving to the next one, the displacement being chosen according to the probability density $\Lambda(\mathbf{r})$, the waiting time for a jump to take place being $|\mathbf{r}|/v_0$.

The expression of $P(\mathbf{r}, t)$ is formally different for these two versions of the CTRW, but from their definition it appears that the two models are equivalent in the long time limit.

As a general remark on other possible applications of our work, this CTRW description where space and time are coupled (see equation (3)) allows to model situations of Gaussian diffusion but also of enhanced diffusion (where $\langle r^2(t) \rangle \simeq t^\alpha$ with $\alpha > 1$) [16], because it can describe cases where the particles keep the same velocity for very long times (if the free-flight distribution $\phi(t)$ decays slowly, typically as an inverse power law).

We get normal diffusion as soon as $\phi(t)$ has a finite second moment. In this case, the long time behaviour of the mean square displacement, and hence of the diffusion coefficient, is, both for the Velocity and Jump models (see the Appendix)

$$\langle r^2(t) \rangle = \int d^3\mathbf{r} |\mathbf{r}|^2 P(\mathbf{r}, t) \simeq \frac{v_0^2 \langle t^2 \rangle_\phi}{\langle t \rangle_\phi} t \quad (10)$$

where $\langle t^n \rangle_\phi$ is the n -th moment of the distribution $\phi(t)$ defined by Equations (8) and (9):

$$\langle t^n \rangle = \int_0^{+\infty} dt t^n \phi(t) \quad (11)$$

The diffusion coefficient is then given by

$$D = \lim_{t \rightarrow \infty} \frac{\langle r^2(t) \rangle}{6t} = \frac{v_0^2 \langle t^2 \rangle_\phi}{6 \langle t \rangle_\phi} \quad (12)$$

Let us notice that the same CTRW formalism can also describe subdiffusion (where $\langle r^2(t) \rangle \simeq t^\alpha$ with $\alpha < 1$) [16]. This can be obtained by considering a version of the Jump Model where space and time are decoupled, as in equation (2): particles remain at a

particular location for times distributed according to $\psi(t)$ and make instantaneous jumps on distances distributed according to $\Lambda(\mathbf{r})$. Subdiffusion is obtained as soon as $\Lambda(\mathbf{r})$ has finite second moment while the first moment of the waiting time distribution $\psi(t)$ diverges.

III. DIFFUSION OF INDEPENDENT TRACERS IN THE PRESENCE OF INTERACTING OBSTACLES

If we adopt the CTRW description of diffusion of the preceding section, then the main quantity to consider is $\phi_A(t)$, the probability density function that a random walker A keeps the same direction of velocity during a time t .

We will refer to "unperturbed" diffusion if A is the only species present in a solution, and we will denote the free-flight time distribution of the unperturbed case by $\phi_{0_A}(t)$. The discussion in the preceding section gives

$$D_{0_A} = \frac{v_{0_A}^2 \langle t^2 \rangle_{\phi_{0_A}}}{6 \langle t \rangle_{\phi_{0_A}}} \quad (13)$$

which is also independently given by Einstein's relation

$$D_{0_A} = \frac{kT}{\gamma_A} \quad (14)$$

where k is the Boltzmann constant, T is the temperature and γ_A is the friction coefficient for A-particles according to Stokes' Law:

$$\gamma = 6\pi R_A \eta \quad (15)$$

where R_A is the hydrodynamic radius of the diffusing particles and η is the viscosity of the medium where the particles diffuse.

Moreover, we can estimate the typical particle velocity using equipartition of energy

$$v_{0_A}^2 = \frac{3kT}{m_A} \quad (16)$$

where m_A is the mass of a particle A .

So, if we interpret $\phi_{0_A}(t)$ as the free-flight time distribution between Brownian collisions of the particles A on the molecules of the medium, then equations (13), (14), (16) imply that the two first moments of ϕ_{0_A} must satisfy the relation

$$\frac{\langle t^2 \rangle_{\phi_{0_A}}}{2 \langle t \rangle_{\phi_{0_A}}} = \frac{m_A}{\gamma_A} \quad (17)$$

As stated in the Introduction, the physical situation we are interested in is that one where another population of particles, say B -particles, is also present in the solution. Particles B are supposed to diffuse and mutually interact, but there is no interaction at a distance between them and the particles A . It is reasonable to suppose that the diffusive and dynamic properties of these moving obstacles B induce changes in the diffusive properties of the A -particles which can be thus seen as passive tracers.

We want to model how the B -particles affect the diffusion properties of the A -particles by resorting to a suitable modification of the CTRW probability distribution $\phi_A(t)$. The amount of the modification will of course depend on the concentration C_B (or equivalently on the average distance $d = C_B^{-1/3}$) of obstacles. Our goal is to estimate with simple arguments the dependence on the average distance d between any pair of obstacles of the ratio D_A/D_{0A} between perturbed and unperturbed diffusion coefficients.

We always assume that

$$C_A \ll C_B \quad (18)$$

so that the A -particles can be regarded as tracers: any A -particle does not influence the dynamics of the obstacles and of the other tracers.

A. Modification of the microscopic free-flight time distribution

If the concentration C_B of the obstacles B is low enough, in the sense that their average distance d is such that

$$d \gg \sqrt{\int_0^{+\infty} dr \, r^2 \lambda_0(r)} \quad (19)$$

we can consider that the diffusion of A -particles is not perturbed by the presence of the obstacles B ; thus for the waiting time distribution we will have $\phi_A(t) \simeq \phi_{0A}(t)$, and, consequently, $D_A \simeq D_{0A}$.

As the concentration of B -particles grows, the diffusion of A -particles is affected accordingly, and this is described by a modification of $\phi_A(t)$. It is reasonable to suppose that $\phi_A(t)$ will be close to $\phi_{0A}(t)$ at sufficiently short times, i.e., for displacements small enough that a tracer A does not "see" any obstacle B , and that $\phi_A(t)$ will be reduced with respect to the unperturbed $\phi_{0A}(t)$ at long times, because long free displacements are likely to be interrupted by the presence of obstacles.

Following this idea, we model the waiting time distribution as follows: we call T_d the characteristic time of flight at which a tracer A begins to "see" the obstacles B , where T_d will depend of course on the typical distance $d \simeq C_B^{-1/3}$ between the B -particles. We then make the simplest assumption that $\phi_A(t)$ coincides (except for a normalisation factor) with $\phi_{0_A}(t)$ for times smaller than T_d and is zero for times larger than T_d .

We take the unperturbed distribution $\phi_{0_A}(t)$ to be exponentially decreasing

$$\phi_{0_A}(t) = \frac{1}{\tau_A} e^{-t/\tau_A} \quad (20)$$

where, using equation (17):

$$\tau_A = \frac{m_A}{\gamma_A} \quad (21)$$

So, we write the modified probability density $\phi_A(t)$ for passive tracers (A-particles) in presence of interacting moving obstacles (B-particles) as:

$$\phi_A(t) = \frac{e^{-t/\tau_A}}{\tau_A(1 - e^{-T_d/\tau_A})} \quad \text{if } t < T_d, \quad \phi_A(t) = 0 \quad \text{if } t \geq T_d \quad (22)$$

If we compute the diffusion coefficient using equation (12) and expressions (22), (20) we get

$$\frac{D_A}{D_{0_A}} = \frac{\langle t^2 \rangle_{\phi_A}}{\langle t \rangle_{\phi_A}} \cdot \frac{\langle t \rangle_{\phi_{0_A}}}{\langle t^2 \rangle_{\phi_{0_A}}} = 1 - \frac{x^2}{2(e^x - 1 - x)} \quad \text{where } x = x(d) = \frac{T_d}{\tau_A} \quad (23)$$

which is a function of the ratio between the transition time T_d and the characteristic timescale τ_A of the non perturbed waiting time distribution.

The issue is now to establish the dependence of the transition time T_d (and consequently, of the parameter x) on the average distance d between obstacles.

We assume that the B -molecules (obstacles) diffuse: we could apply to them the same CTRW description with velocity v_{0_B} and waiting time distribution $\phi_B(t)$ in the case of non interacting obstacles. Moreover if the obstacles mutually interact they have a systematic drift velocity that is due to deterministic forces acting between them. This drift velocity depends on their mutual distance d , and we will call it V_d . If we suppose that the dynamics of the B -molecules is over-damped, a crude estimation of V_d is given by $V_d \simeq F(d)/\gamma_B$, where $\gamma_B = 6\pi R_B \eta$ is the friction coefficient of the B -molecules and $F(d)$ is the module of the deterministic force between two molecules of type B at a distance $d = C_B^{-1/3}$.

The transition time T_d can be roughly estimated by considering that, if the diffusive displacement of a tracer A is interrupted by the presence of the B -molecules, this is due to

a molecule B which is moving in the direction of the tracer A , so that

$$T_d \simeq \frac{d}{v_{0A} + v_{0B} + V_d} \simeq \frac{d}{v_{0A} + v_{0B} + F(d)/\gamma_B} \quad (24)$$

For the parameter x appearing in (23) this gives

$$x = x(d) = \frac{T_d}{\tau_A} = \frac{d}{\frac{m_A}{\gamma_A} \left[\sqrt{\frac{3kT}{m_A}} + \sqrt{\frac{3kT}{m_B}} + \frac{F(d)}{\gamma_B} \right]} \quad (25)$$

where we have used equations (16), (17) and (20).

Now, some remarks are in order. The most delicate point in the procedure mentioned above to compute D_A/D_{0A} of the tracers consists in the choice of the functional form of $T_d = T_d[U(r)](d)$. Equation (24) is a rough estimate of this characteristic time because it excludes, for instance, effects due to the dimensionality of physical space where diffusion takes place (1D, 2D, etc.), the sign of interaction energy among obstacles, spatial correlation among obstacles and the possibility of multiple collisions among the molecules.

The last point entails the exclusion - from the range of validity of our model - of all the cases where $d \lesssim \min\{R_A, R_B\}$ (as in the case of densely crowded systems). For this reason we do not take into account the sizes of both tracers and obstacles at a distance d from the colliding particle.

Moreover this modelization is meaningful if the transition time T_d is of the same order of magnitude of the characteristic timescale τ_A of $\phi_A(t)$. Such condition is equivalent to require that the viscosity η of the medium and the interparticle distance d are sufficiently small and, possibly, the interaction strength among the obstacles is sufficiently large. To the contrary, if the parameters of the system are such that the typical time T_d at which the tracers "see" the obstacles is many orders of magnitude larger than the typical time τ_A between Brownian collisions, the free-flight time distribution $\phi_{0A}(t)$ will not be modified by the presence of the obstacles, and Equation (23) will always give $D_A \simeq D_{0A}$, as $x(d) \gg 1$ for all the accessible values of d . More precisely, if we look at equation (25) for the ratio between T_d and τ , we see that it is reasonable to think that the presence of the B -particles modifies the microscopic free-flight time distribution between Brownian collisions if the product $(\gamma_A d)$ is not much larger than $\sqrt{m_A kT}$. Unfortunately this is not true in many applications. Consider, for instance, the case of two molecular species diffusing in water ($\eta = 5.1 \times 10^8 \text{ KDa } \mu\text{m}^{-1} \mu\text{s}^{-1}$) at room temperature $T = 300\text{K}$, where the A -particles are

non interacting small molecules (say a small peptide complex), and the B -particles represent mutually interacting biomolecules with $m_B \simeq 20$ KDa and $R_B \simeq 2 \times 10^{-3} \mu\text{m}$, so that $R_A \simeq 0.5 R_B$ and $m_A \simeq 0.025 m_B \simeq 0.5$ KDa. Using equations (21) and the previous choice of physical parameters for A -particles, we obtain that $\tau_A \simeq 5 \times 10^{-8} \mu\text{s}$. Moreover suppose that the B -particles are characterized by a net electric charge $Z_B \simeq 10$, that their mutual average distance is $d = 0.05 \mu\text{m} \simeq 50 R_B$, and that they interact through a non screened electrostatic potential. This models the case of an ideal watery solution of A - and B -type particles with no Debye screening, and with $\varepsilon_{rel} \simeq 80$ (the value of the static dielectric constant of water). Using equation (16) we see that the contribution due to thermal noise of A -type molecules is larger than that of the B -type molecules, in fact $v_{0A} \simeq 1.2 \times 10^2 \mu\text{m} \mu\text{s}^{-1} \simeq 6 v_{0B}$; moreover, the interaction term is negligible with respect to the velocities, as

$$\frac{F(d)}{\gamma_B} = \frac{Z_B^2 q^2}{\varepsilon_{rel} d^2} \frac{1}{\gamma_B} \simeq 7 \times 10^{-3} \mu\text{m} \mu\text{s}^{-1} \simeq 3 \times 10^{-3} v_{0B} \quad (26)$$

where q is the elementary charge expressed in Gaussian units. Using (24), the transition time is $T_d \simeq 3 \cdot 10^{-4} \mu\text{s}$, whence we get $x(d) \simeq 6 \cdot 10^3$.

B. Modification of the rescaled free-flight time distribution

In order to describe physical systems for which $T_d \gg \tau$ for all the accessible values of the intermolecular distance d , as the one described by the preceding example, we have to modify the CTRW modelization.

Let us still model the unperturbed diffusion of tracers as a sequence of linear motion events described in the CTRW formalism by a rescaled function $\tilde{\psi}_{0A}(\mathbf{r}, t)$ given by

$$\tilde{\psi}_{0A}(\mathbf{r}, t) = \frac{1}{4\pi (\tilde{v}_{0A} t)^2} \tilde{\phi}_{0A}(t) \delta(|\mathbf{r}| - \tilde{v}_{0A} t) = \frac{1}{4\pi (\tilde{v}_{0A} t)^2} \frac{e^{-t/\tilde{\tau}_A}}{\tilde{\tau}_A} \delta(|\mathbf{r}| - \tilde{v}_{0A} t) \quad (27)$$

where $\tilde{v}_{0A} = \alpha_A v_{0A}$ is a rescaled velocity and $\tilde{\tau}_A = \beta_A \tau_A$ is a rescaled characteristic timescale for diffusive motion events. The parameters v_{0A} and τ_A are the same as in the previous Section. If there are no interactions among obstacles (B -particles), a relation equivalent to equation (27) can be written for each B particle

$$\tilde{\psi}_{0B}(\mathbf{r}, t) = \frac{1}{4\pi (\tilde{v}_{0B} t)^2} \tilde{\phi}_{0B}(t) \delta(|\mathbf{r}| - \tilde{v}_{0B} t) = \frac{1}{4\pi (\tilde{v}_{0B} t)^2} \frac{e^{-t/\tilde{\tau}_B}}{\tilde{\tau}_B} \delta(|\mathbf{r}| - \tilde{v}_{0B} t) \quad (28)$$

where, analogously to the previous case, $\tilde{v}_{0B} = \alpha_B v_{0B}$ and $\tilde{\tau}_B = \beta_B \tau_B$.

Of course this does not model the microscopic level, in the sense that the single motion events - whose probability is specified by $\tilde{\psi}_A(\mathbf{r}, t)$ - are no longer the microscopic displacements between successive Brownian collisions. Rather, we focus on the motion on longer timescales $\tilde{\tau}_A$ ($\beta_A > 1$) and model the diffusion of tracers as a sequence of displacements on typical distances $\tilde{v}_{A0} \tilde{\tau}_A$.

The conditions on the rescaling parameters $(\alpha_A, \beta_A, \alpha_B, \beta_B)$ are then

- the typical motion event for tracer (A-particles) takes place between two consecutive encounters with an obstacle (B-particles); this means that the spatial scale of a typical motion event for tracers described by $\tilde{\psi}_{0_A}(\mathbf{r}, t)$ is d , the average distance between any two obstacles. This condition guarantees that τ_A , and consequently $\tilde{\psi}_{0_A}(\mathbf{r}, t)$, is modified in the presence of obstacles

$$(\tilde{v}_{0_A} + \tilde{v}_{0_B}) \tilde{\tau}_A = (\alpha_A v_{0_A} + \alpha_B v_{0_B}) \beta_A \tau_A = d \quad (29)$$

- for B particles we can also write a condition analogous to equation (29) under the assumption that the motion events for obstacles are determined by encounters among them in absence of mutual interactions; this is justified by the assumption that the concentration of tracers is negligible compared with the concentration of obstacles. In this framework is reasonable to assume:

$$2\tilde{v}_{0_B} \tilde{\tau}_B = 2\alpha_B \beta_B (v_{0_B} \tau_B) = d \quad (30)$$

- the dynamics of tracers is now dominated by the encounters with obstacles and this means that

$$\frac{\tilde{v}_{0_A}^2 \tilde{\tau}_A}{3} = D_{exVol_A}(d) \quad (31)$$

where $D_{exVol_A}(d)$ is the diffusion coefficient of tracer taking into account the excluded volume effects due to the presence of the obstacles; as we are investigating the case $d \gg R_A + R_B$, we can neglect the excluded volume effects and substitute $D_{0_A} = D_{exVol_A}(\infty)$, yielding:

$$\frac{\tilde{v}_{0_A}^2 \tilde{\tau}_A}{3} = \frac{\alpha_A^2 \beta_A (v_{0_A}^2 \tau_A)}{3} = \frac{v_{0_A}^2 \tau_A}{3} = D_{0_A} \quad \Rightarrow \quad \alpha_A^2 \beta_A = 1 \quad (32)$$

- the consideration in the previous item can be extended to obstacles (B-particles) if no interactions act among them, so that:

$$\frac{\tilde{v}_{0_B}^2 \tilde{\tau}_B}{3} = \frac{\alpha_B^2 \beta_B (v_{0_B}^2 \tau_B)}{3} = \frac{v_{0_B}^2 \tau_B}{3} = D_{0_B} \quad \Rightarrow \quad \alpha_B^2 \beta_B = 1 . \quad (33)$$

Notice that the rescaled velocity and time now implicitly depend on the parameter d .

Solving the system formed by equations (29), (30), (32) and (33), we obtain:

$$\alpha_B = \frac{2 v_{0_B} \tau_B}{d} \quad \beta_B = \frac{1}{\alpha_B^2} \quad (34)$$

while for the rescaled parameters for A-particles:

$$\alpha_A = \frac{v_{0_A} \tau_A}{2d} \left(1 \pm \sqrt{1 + 8 \frac{v_{0_B}^2 \tau_B}{v_{0_A}^2 \tau_A}} \right) \quad \beta_A = \frac{1}{\alpha_A^2} \quad (35)$$

where, as $\alpha_A > 0$, the physical solution we choose is the one with "+" sign.

Using equations (16) and (21) we can rewrite this as:

$$\alpha_B = \frac{2 \sqrt{3kTm_B}}{\gamma_B d} \quad \beta_B = \frac{1}{\alpha_B^2} \quad (36)$$

and

$$\alpha_A = \frac{\sqrt{3kTm_A}}{2\gamma_A d} \left(1 + \sqrt{1 + 8 \frac{\gamma_A}{\gamma_B}} \right) \quad \beta_A = \frac{1}{\alpha_A^2} \quad (37)$$

We suppose that, in the presence of mutually interacting biomolecules of B -type, the function $\tilde{\phi}_{0_A}(t)$ is modified as follows

$$\tilde{\phi}_A(t) = q_1 e^{-t/\tilde{\tau}_A} \quad \text{if } t < \tilde{T}_d, \quad \tilde{\phi}_A(t) = q_2 e^{-t/\tilde{T}_d} \quad \text{if } t \geq \tilde{T}_d \quad (38)$$

where q_1, q_2 are such that $\tilde{\phi}_A(t)$ is normalized and continuous at $t = \tilde{T}_d$. \tilde{T}_d is again the characteristic time at which the motion events described by $\tilde{\psi}_{0_A}(\mathbf{r}, t)$ are perturbed by the presence of the obstacles. Equation (38) expresses the fact that, on spatial scales larger than the average intermolecular distance d between any pair of obstacles, the timescale of diffusion changes from $\tilde{\tau}_A$ to \tilde{T}_d which is the characteristic time it takes to cover a distance d for a tracer in presence of interacting obstacles. Two physically equivalent conditions for defining \tilde{T}_d are

$$\tilde{T}_d \simeq \frac{d}{\tilde{v}_{0_A} + \tilde{v}_{0_B} + V_d} \quad (39)$$

Here V_d is the drift velocity of the obstacles, that we can estimate in the same way as in Section III A, that is, $V_d \simeq F(d)/\gamma_B$. For both conditions, it is evident that $\tilde{T}_d \leq \tilde{\tau}_A$ where the equality holds when $V_d = 0$, that is, the B -particles not interact among them.

After a straightforward calculation, we obtain the following dependence of the diffusion coefficient on the parameter $y(d) = \tilde{T}_d/\tilde{\tau}_A$

$$\frac{D_A}{D_{0_A}} = \frac{1 - e^{-y} \left(1 + y + \frac{y^2}{2} - \frac{5y^3}{2} \right)}{1 - e^{-y} (1 + y - 2y^2)} \quad (40)$$

If we take the condition (39) for \tilde{T}_d we get for the dependence of y on d

$$y(d) = \frac{\tilde{T}_d}{\tilde{\tau}_A} = \frac{1}{1 + \frac{V_d \tilde{\tau}_A}{d}} = \frac{1}{1 + \frac{F(d)}{d\gamma_B} \beta_A \frac{m_A}{\gamma_A}} = \frac{1}{1 + \frac{4d F(d) \gamma_A}{3kT \gamma_B \left(1 + \sqrt{1 + 8 \frac{\gamma_A}{\gamma_B}}\right)^2}} \quad (41)$$

where we have used equation (37) for β_A .

IV. SLOWING DOWN OF BROWNIAN DIFFUSION: THE PATTERNS OF D/D_0

In this Section we report the patterns of the ratio D_A/D_{0A} obtained by means of the theoretical expressions (23), (25) and (40), (41). We denote with D and D_0 the diffusion coefficients of the tracers (A -particles) in the presence and in the absence of obstacles (B -particles), respectively. We plot this ratio as a function of the average distance d between any two obstacles obtained for different kinds of interaction potentials between the B -particles: screened electrostatic potential, Coulomb potential, dipolar potential. These potentials have been chosen as they are representative of some relevant interaction in biology [17]. The choice of coulombic and dipolar potentials is justified by the fact that these are long range interactions that can exert their action on a length scale much larger than the typical dimensions of biomolecules. In this framework other interactions, i.e. Van der Waals interactions, have a very short range and they exert their action on length scale comparable with biomolecules dimensions. Nevertheless the short range screened coulombic potential has been investigated as its range distance depends on the free ions concentration in diffusive medium which is an accessible experimental parameter. In what follows the diffusion of tracers in presence of interacting obstacles is studied for some cases corresponding to the different frameworks discussed in Sections III A, III B.

A. Case of modification of the microscopic free-flight time distribution

As discussed in Section III A, this approach corresponds to the case where the characteristic timescale τ_A of Brownian collisions is of the same order of magnitude than T_d (the characteristic timescale at which the tracers A "see" the obstacles B). This corresponds to intermolecular distances d of the obstacles that are comparable to $\sqrt{\frac{m_A kT}{\gamma_A^2}}$. For the

sake of simplicity we consider the case for which the species A and B have the same size, $R = R_A = R_B$, and the same mass, $m = m_A = m_B$, which define a length and a mass scale for the system, respectively. Hence, for instance, the distance between two colliding particles can be rewritten as $d = Rl$, where l is an adimensional parameter, with the assumption that $d \gg R$. Moreover, the temperature T of the system defines an energy scale allowing to express equation (25) in terms of adimensional parameters, since the friction coefficient as well can be expressed in terms of an adimensional parameter Γ

$$\gamma = \Gamma(kTm)^{1/2}R^{-1} \quad (42)$$

Let us consider a two-body interaction potential of the form

$$U(r) = \frac{\mathcal{C}}{r^n} \quad (43)$$

where r is the interparticle distance, which can be written in adimensional units as

$$U(r = Rl) = \bar{U}(l) = (kT)\bar{\mathcal{C}}l^{-n} \quad (44)$$

where $\bar{\mathcal{C}} = \mathcal{C}(kTR^n)^{-1}$. With these conventions Equation (25) reads

$$x = x(d = Rl) = \frac{T_d}{\tau} = \frac{l\Gamma^2}{2\sqrt{3}\Gamma + \bar{\mathcal{C}}nl^{-(n+1)}} \quad (45)$$

Let us consider the case of a coulombic interaction

$$U_{Coul}(r) = \mathcal{C}_{Coul}r^{-1} \quad (46)$$

among the B -type particles. In order to study a somewhat realistic case we take for m and R values that are typical for macromolecules, i.e. $m \sim 10 \text{ KDa} \simeq 1.6 \times 10^{-23} \text{ Kg}$ and $R \simeq 10^{-9} \text{ m}$ and $|Z| \simeq 10$, at room temperature $T = 300 \text{ K}$; in such a case we have

$$\bar{\mathcal{C}}_{Coul} = \frac{Z^2 q^2}{\varepsilon_{water}(kTR)} \simeq 0.7 \times 10^2 \quad (47)$$

where q is the electric elementary charge and $\varepsilon_{water} \simeq 80$ is the relative electric permittivity of water.

In Figure 1 we plot the tracer self-diffusion coefficient behavior as a function of average distances among diffusing obstacles interacting through a coulombic potential, following equations (23) and (45); the intensity of coulombic potential has been fixed to $\bar{\mathcal{C}}_{Coul} =$

0.7×10^2 while the value of the adimensionalized friction coefficient Γ has been changed. In this case it is necessary to choose $\Gamma \simeq 10^{-2}$ in order to obtain sizable effects on the value of D/D_0 at an average intermolecular distance of about $l \simeq 10^3$. Moreover the value of Γ strongly affects the value of the intermolecular average distance among obstacles which corresponds to a major deviation of the tracer self diffusion coefficient from its Brownian value: the smaller the value of Γ is, the larger the distance among obstacles at which diffusion of tracers deviates from Brownian diffusion. Assuming that the friction coefficient is given by the Stokes' law (15), the Γ value obtained corresponds to $\eta \simeq 1.5 \times 10^{-4} \eta_{water}$, where η_{water} is the viscosity of water at the temperature $T = 300 K$.

In Figure 2 we plot the tracer self-diffusion coefficient behavior as a function of average distances among diffusing obstacles interacting through a coulombic potential, for a fixed value of $\Gamma = 10^{-2}$ and different values for the strength of coulombic interaction among obstacles. In this case we observe that as we increase the strength of coulombic potential among obstacles the profile of tracer self-diffusion coefficient as a function of the average distance among obstacles becomes sharper. Nevertheless, the intensity of the potential does not seem to affect the value of average distance among obstacles at which the tracers self diffusion coefficient deviates from its gaussian value.

As mentioned above, the renormalized self-diffusion coefficient of tracers has been computed in presence of obstacles interacting through a “dipole-dipole” potential

$$U_{Dip}(r) = \mathcal{C}_{Dip} r^{-3} \quad (48)$$

and a screened coulombic potential, of a form close to the Debye-Hückel potential (which usually models electrostatic interactions in electrolytic solutions), that is

$$U_{CoulScr}(r) = \frac{\mathcal{C}_{CoulScr} \exp[-r/\lambda_D]}{r} \quad (49)$$

where λ_D is the characteristic screening length scale, also called Debye length.

In adimensional form the potential in (49) is rewritten as

$$U_{CoulScr}(r = Rl) = \bar{U}_{CoulScr}(l) = \frac{U_{Coul}(R)}{kT} \frac{\exp\left[-\frac{l-1}{\bar{\lambda}_D}\right]}{l} = \bar{\mathcal{C}}_{CoulScr} \frac{\exp\left[-\frac{l-1}{\bar{\lambda}_D}\right]}{l} \quad (50)$$

where $\bar{\lambda}_D = \lambda_D/R$ is the adimensional screening length. As pointed out above, the method proposed in the present paper is meaningful provided that $d \gg R$, therefore we take $\bar{\lambda}_D \geq 10$

because for shorter screening length scales we don't expect any effect of the interactions among the obstacles on the diffusion of the tracers. For the screened coulomb potential equation (25) takes the form

$$x = x(d = Rl) = \frac{T_d}{\tau_A} = \frac{l\Gamma^2}{2\sqrt{3}\Gamma + \bar{\mathcal{C}}_{CoulScr} \left(\frac{1}{l^2} + \frac{1}{l\bar{\lambda}_D} \right) \exp \left(-\frac{l-1}{\bar{\lambda}_D} \right)} \quad (51)$$

In Figures 3 and 4 we show the behavior of tracers self-diffusion coefficient as a function of concentration of interacting obstacles, in the case of "dipolar" interaction and Coulomb screened interaction among obstacles, respectively. Different values for Γ , $\bar{\mathcal{C}}_{Dip}$ and $\bar{\mathcal{C}}_{CoulScr}$ have been chosen. In both cases we observe that the dependence of the tracers self-diffusion coefficient on the concentration of obstacles is much more affected by the value of Γ then by the strength of the interaction potential among obstacles $\bar{\mathcal{C}}_{Dip}$ and $\bar{\mathcal{C}}_{CoulScr}$ in the explored range of parameters.

B. Case of modification of the rescaled free-flight time distribution

As discussed in Section IIIB, the proposed approach corresponds to the case where the characteristic timescale τ of Brownian collisions much smaller than the transition time T_d . This corresponds to intermolecular distances d of the obstacles that are much larger than $\sqrt{\frac{m_A kT}{\gamma_A^2}}$. We remark that if γ is given by the Stokes law (15) then the collision time T_d does not depend on the viscosity of the medium surrounding the particles but only on the ratio between the radii of the A - and B -type particles, on the functional form of the interaction potential between the obstacles, and on the strength of this potential. As in the previous section, we choose identical A - and B -particles in order to introduce adimensional units. For a potential of the form $U = \mathcal{C}r^{-n}$ Equation (41) is rewritten as follows

$$y(d = Rl) = \frac{1}{1 + \frac{4d F(d)\gamma_A}{3kT\gamma_B \left(1 + \sqrt{1 + 8 \frac{\gamma_A}{\gamma_B}} \right)^2}} = \frac{1}{1 + \frac{1}{12} n \bar{\mathcal{C}} l^{-n}} \quad (52)$$

as $\gamma_A = \gamma_B$. In Figures 5 and 6 we report the different patterns obtained for D/D_0 of the tracers (A -particles) as a function of the average distance d between any pair of obstacles (B -particles) interacting through the coulombic and dipolar potential.

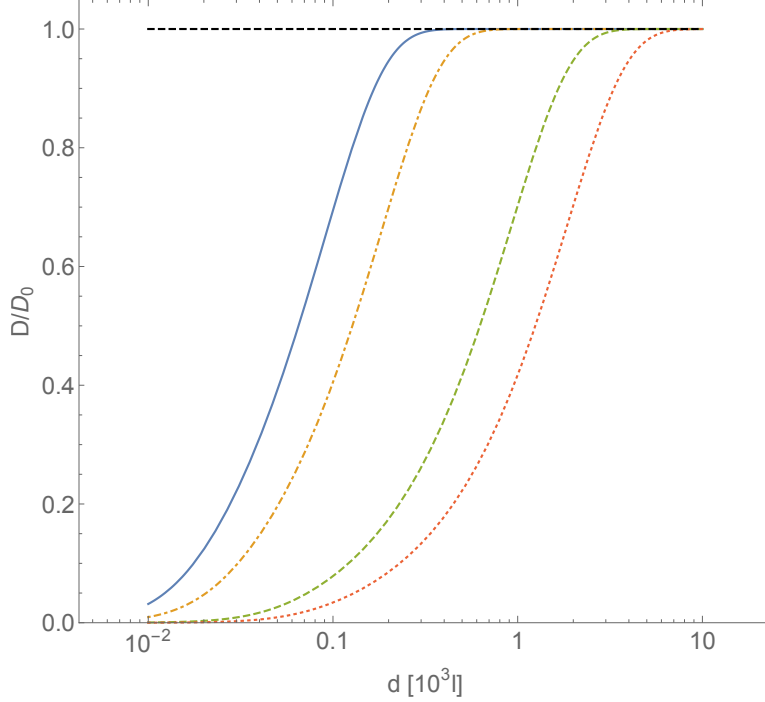


Figure 1. Normalized diffusion coefficient D/D_0 for A -type particles, computed with Eqs. (23) and (25), plotted vs. the intermolecular average distance d of B -type particles (expressed in adimensional units l). The B -particles interact through a coulombic potential $U = \bar{\mathcal{C}}_{Coul} l^{-1}$. The A - and B -type particles are assumed spherical, of equal radius R , and equal mass m . In adimensional units the interaction intensity is $\bar{\mathcal{C}}_{Coul} = U_{Coul}(R)/(k_B T)$, the friction coefficient $\gamma = \Gamma(k_B T m)^{1/2} R^{-1}$. The curves refer to a fixed value for the potential strength ($\bar{\mathcal{C}}_{Coul} = 70$) and different values for Γ , that is: $\Gamma = 0.1$ (continuous line), $\Gamma = 0.05$ (dot-dashed line), $\Gamma = 0.01$ (dashed line), $\Gamma = 0.005$ (dotted line).

V. DISCUSSION

Let us now make some remarks about the results reported in the present paper. First of all notice that, under the assumptions made to model through the CTRW approach the diffusion behavior of a random walker in an environment crowded by randomly moving obstacles, the random walker (also called "tracer" throughout the paper) still makes a Brownian diffusion. No anomalous diffusion law is found. Instead of the diffusion law it is rather the value of the Brownian diffusion coefficient which is affected by the randomly moving obstacles. The fact that the obstacles move under the influence of deterministic nonlinear interparticle

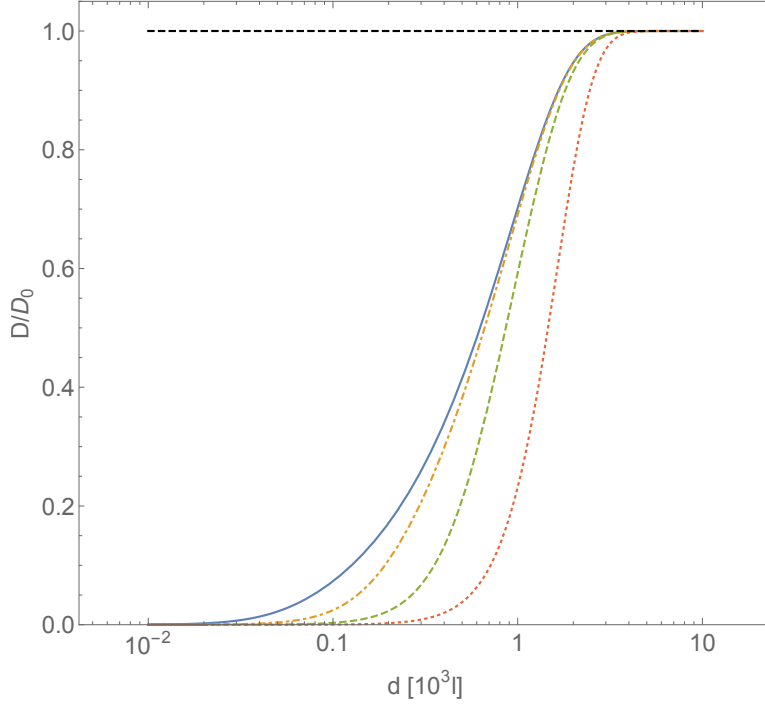


Figure 2. Normalized diffusion coefficient D/D_0 , computed with Eqs. (23) and (25), for A -type particles vs. intermolecular average distance d of B -type particles (expressed in adimensional units). The B -particles interact through a coulombic potential $U_{Coul} = \bar{C}l^{-1}$. Conventions on units are the same of Fig.1. The curves refer to the fixed value $\Gamma = 0.01$ of the friction coefficient, and to different values of the potential strength: $\bar{C}_{Coul} = 10^2$ (continuous line), $\bar{C}_{Coul} = 10^3$ (dot-dashed line), $\bar{C}_{Coul} = 10^4$ (dashed line), $\bar{C}_{Coul} = 10^5$ (dotted line).

potentials implies a chaotic dynamics which a-priori could be very different from a stochastic dynamics, this notwithstanding such a chaotic dynamics entails a Brownian-like diffusion as was found by numerical simulations in Ref.[12]. This circumstance makes it reasonable to represent the dynamics of the interacting obstacles through an effective dynamics resulting from a sequence of random displacements as is assumed throughout the present work.

We have found that the reduction of the value of the diffusion coefficient of the tracers can be very large in presence of interacting obstacles, and this fact can have relevant consequences for several applications. In particular, the description of the complex network of biochemical reactions taking place in living cells could be markedly affected by the activation of long-range intermolecular interactions of the kind discussed in Ref.[13]. For instance, if we imagine a cytoplasm crowded by biomolecules interacting at a long distance then those molecules

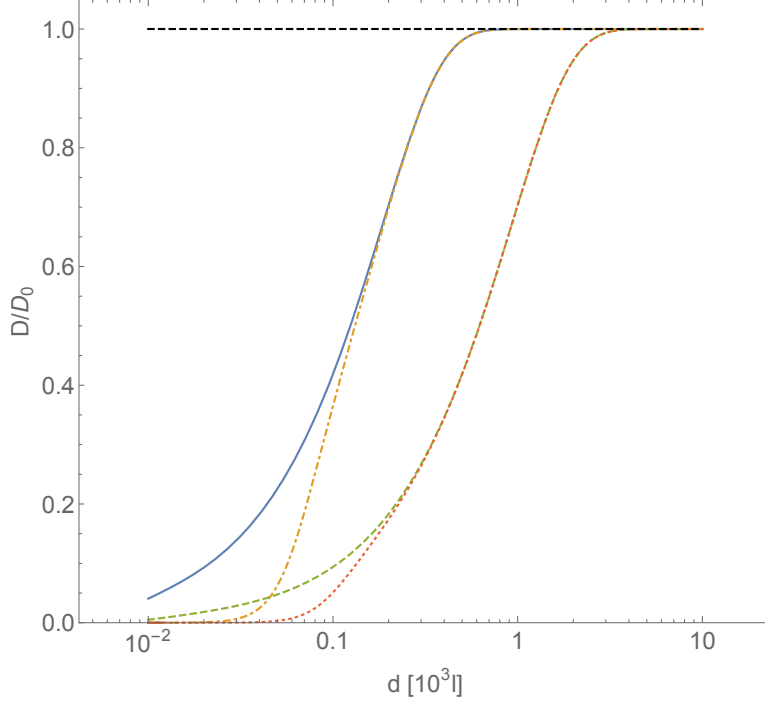


Figure 3. Normalized diffusion coefficient D/D_0 , computed with Eqs. (23) and (25), for A -type particles vs. intermolecular average distance d of B -type particles (expressed in adimensional units). The B -type particles interact through a dipolar potential $U(r) = C_{Dip} r^{-3} = \bar{C}_{Dip} (r/R)^{-3}$. Conventions on adimensional units are the same of Fig. 1. The curves refer to different choices of the friction coefficient Γ and of the strength \bar{C}_{Dip} of the potential energy: $\Gamma = 0.05$ and $\bar{C} = 10^2$ (continuous line), $\Gamma = 0.05$ and $\bar{C} = 10^6$ (dot-dashed line), $\Gamma = 0.01$ and $\bar{C} = 10^2$ (dashed line), $\Gamma = 0.01$ and $\bar{C} = 10^6$ (dotted line).

that would be driven to their targets only by diffusion could be considerably slowed down. Many other dynamical scenarios are possible stemming from the interplay of standard and chaotic diffusion, and the dynamical crowding investigated above.

ACKNOWLEDGMENTS

The authors wish to thank F. Piazza and R. Lima for useful comments and suggestions. This work was supported by the Seventh Framework Programme for Research of the European Commission under FET-Open grant TOPDRIM (Grant No. FP7-ICT-318121).

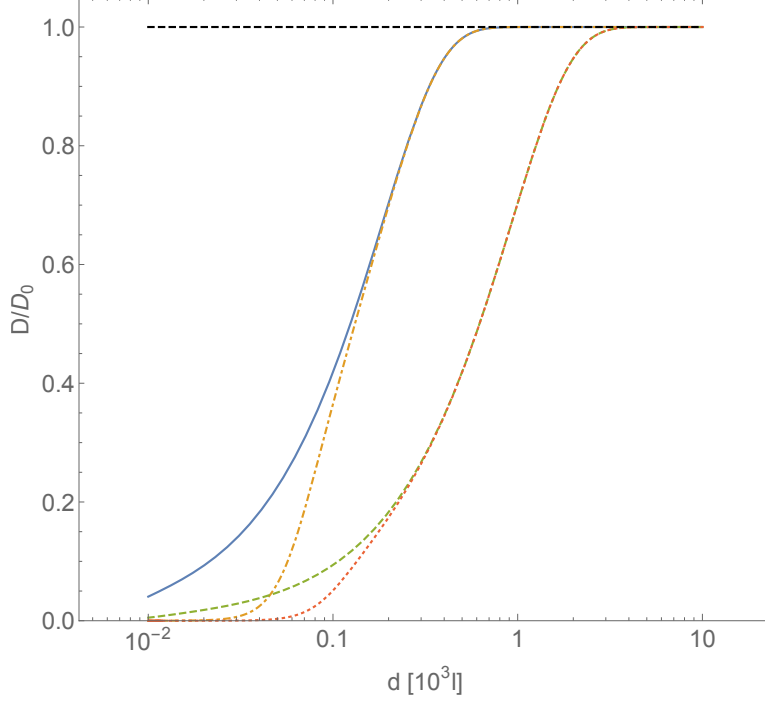


Figure 4. Normalized diffusion coefficient D/D_0 , computed with Eqs. (23) and (25), for A -type particles vs. intermolecular average distance d of B -type particles (expressed in adimensional units). The B -type particles interact through the coulombic screened potential given in (49). Conventions on adimensional units are the same of Fig.1. The curves refer to different choices of the value of the friction coefficient Γ and of the screening length $\lambda_D = 10$ which set the strength of the potential energy: $\Gamma = 0.05 \bar{\mathcal{C}}_{CoulScr} = 10^2$ (continuous line), $\Gamma = 0.05 \bar{\mathcal{C}}_{CoulScr} = 10^6$ (dot-dashed line), $\Gamma = 0.01 \bar{\mathcal{C}} = 10^2$ (dashed line), $\Gamma = 0.01 \bar{\mathcal{C}}_{CoulScr} = 10^6$ (dotted line).

VI. APPENDIX

In this Section, we compute the probability distribution $P(\mathbf{r}, t)$ for the walker to be at location \mathbf{r} , at time t , following [15] and generalising the result to the three-dimensional case.

Let $\psi(\mathbf{r}, t)$ be, as in section II, the probability density of making a displacement \mathbf{r} in time t in a single motion event:

$$\psi(\mathbf{r}, t) = \Lambda(\mathbf{r}) \delta\left(t - \frac{|\mathbf{r}|}{v_0}\right)$$

The probability $Q(\mathbf{r}, t)$ of arriving at location \mathbf{r} exactly at time t and to stop before randomly choosing a new direction satisfies the recursion relation:

$$Q(\mathbf{r}, t) = \int_0^{+\infty} dt' \int d^3\mathbf{r}' Q(\mathbf{r} - \mathbf{r}', t - t') \psi(\mathbf{r}', t') + \delta(\mathbf{r})\delta(t)$$

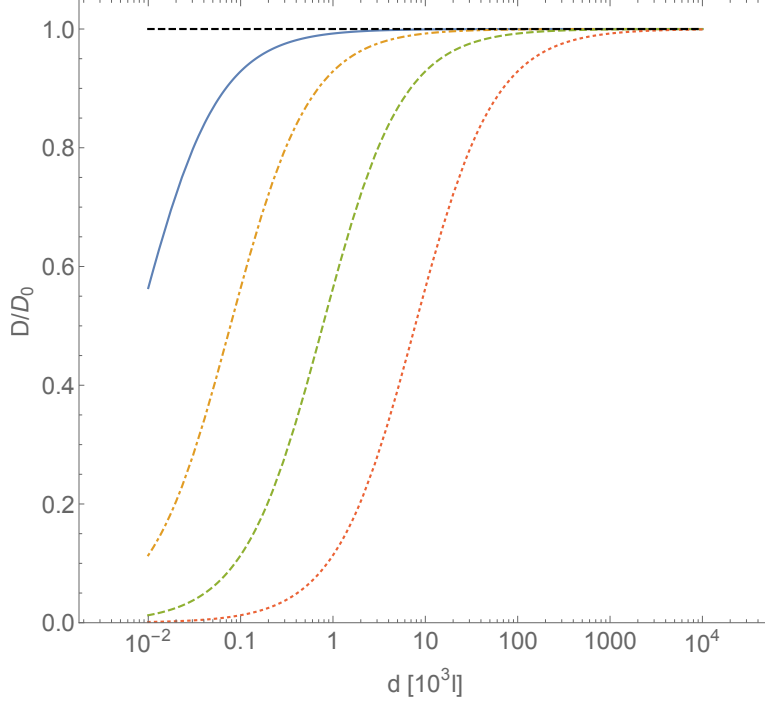


Figure 5. Normalized diffusion coefficient D/D_0 , computed with Eqs. (40) and (41), for A -type particles vs. intermolecular average distance d of B -type particles (expressed in adimensional units). The B -type particles interact through the coulombic potential $U = \bar{C}l^{-1}$. Conventions on adimensional units are the same of Fig.1. The curves refer to different values of potential strength: $\bar{C}_{Coul} = 10^2$ (continuous line), $\bar{C}_{Coul} = 10^3$ (dot-dashed line), $\bar{C}_{Coul} = 10^4$ (dashed line), $\bar{C}_{Coul} = 10^5$ (dotted line).

A. Jump Model

In the Jump Model, particles wait at a particular location before moving instantaneously to the next one, the displacement being chosen according to the probability density $\Lambda(\mathbf{r})$, the waiting time before the jump is $|\mathbf{r}|/v_0$ [because of the δ -function in the expression of $\psi(\mathbf{r}, t)$].

The three-dimensional formulation is straightforward in this case (and it appears for example in [16]). We have for the probability distribution $P(\mathbf{r}, t)$:

$$P(\mathbf{r}, t) = \int_0^t dt' Q(\mathbf{r}, t - t') \Psi(t')$$

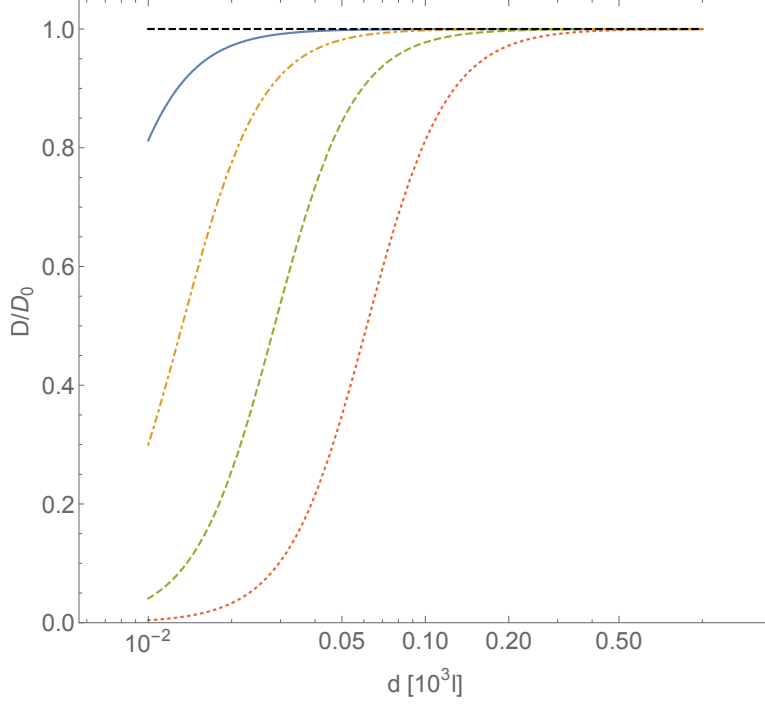


Figure 6. Normalized diffusion coefficient D/D_0 , computed with Eqs. (40) and (41), for A -type particles vs. intermolecular average distance d of B -type particles (expressed in adimensional units). The B -type particles interact through a dipolar potential $U = \bar{\mathcal{C}}l^{-3}$. Conventions on adimensional units are the same of Fig 1. The curves refer to different values for potential strength: $\bar{\mathcal{C}}_{Dip} = 10^2$ (continuous line), $\bar{\mathcal{C}}_{Dip} = 10^3$ (dot-dashed line), $\bar{\mathcal{C}}_{Dip} = 10^4$ (dashed line), $\bar{\mathcal{C}}_{Dip} = 10^5$ (dotted line).

where $\Psi(t)$ is the probability for not leaving a position up to time t :

$$\Psi(t) = \int_t^{+\infty} dt' \int d^3\mathbf{r} \psi(\mathbf{r}, t')$$

Passing to Fourier-Laplace transform defined by:

$$f(\mathbf{k}, s) = \int_0^{+\infty} dt e^{-st} \int d^3\mathbf{r} e^{i\mathbf{k}\cdot\mathbf{r}} f(\mathbf{r}, t)$$

we get

$$Q(\mathbf{k}, s) = \frac{1}{1 - \psi(\mathbf{k}, s)}$$

so that

$$P(\mathbf{k}, s) = \frac{\Psi(s)}{1 - \psi(\mathbf{k}, s)}$$

The mean square displacement $\langle r^2(t) \rangle$ is the inverse Laplace transform of the quantity

$$\langle r^2(s) \rangle = - \Delta_{\mathbf{k}} P(\mathbf{k}, s)|_{\mathbf{k}=0} = - \frac{\Psi(s)}{(1 - \psi(\mathbf{k}, s))^2} \left[\Delta_{\mathbf{k}} \psi(\mathbf{k}, s) + \frac{2}{1 - \psi(\mathbf{k}, s)} (\nabla_{\mathbf{k}} \psi(\mathbf{k}, s))^2 \right] \Big|_{\mathbf{k}=0} \quad (53)$$

where $\Delta_{\mathbf{k}}$ is the Laplacian ($\Delta_{\mathbf{k}} = \partial^2/\partial k_x^2 + \partial^2/\partial k_y^2 + \partial^2/\partial k_z^2$) and $\nabla_{\mathbf{k}}$ is the gradient ($\nabla_{\mathbf{k}} = (\partial/\partial k_x, \partial/\partial k_y, \partial/\partial k_z)$).

We now use the fact that in our case diffusion is isotropic. As discussed in Section II, this allows to write

$$\psi(\mathbf{r}, t) = \frac{\phi(t)}{4\pi (v_0 t)^2} \delta(|\mathbf{r}| - v_0 t)$$

where we have introduced the waiting time distribution $\phi(t)$, which is the probability density function that a single motion event has duration t , and is normalised by $\int_0^{+\infty} dt \phi(t) = 1$. It is easy to show that

$$\Psi(s) = \frac{1 - \phi(s)}{s}, \quad (54)$$

$$\psi(\mathbf{k} = 0, s) = \phi(s), \quad (55)$$

$$\Delta_{\mathbf{k}} \psi(\mathbf{k}, s)|_{\mathbf{k}=0} = -v_0^2 \frac{d^2}{ds^2} \phi(s), \quad (56)$$

where $\phi(s)$ is the Laplace transform of $\phi(t)$.

Isotropy implies that $\nabla_{\mathbf{k}} \psi(\mathbf{k}, s)|_{\mathbf{k}=0} = 0$, so that, replacing equations (54), (55), (56) in equation (53) we get

$$\langle r^2(s) \rangle = \frac{v_0^2}{(1 - \phi(s)) s} \cdot \frac{d^2}{ds^2} \phi(s) \quad (57)$$

Expanding expression (57) around $s \simeq 0$, we obtain

$$\langle r^2(s) \rangle \simeq \frac{v_0^2 \langle t^2 \rangle_{\phi}}{s^2 \langle t \rangle_{\phi}}$$

Using Tauberian theorems [18], which relate the behavior of a function $f(t)$ at large t to that of its Laplace transform at small s , we have at large times:

$$\langle r^2(t) \rangle \simeq \frac{v_0^2 \langle t^2 \rangle_{\phi}}{\langle t \rangle_{\phi}} t$$

which is the same as equation (10) of section II.

B. Velocity Model

In the Velocity Model, each walker moves with constant velocity v_0 between turning points where a new direction and a new distance of flight are chosen according to the probability

density $\Lambda(\mathbf{r})$. We have in this case:

$$P(\mathbf{r}, t) = \int_0^t dt' \int d^3\mathbf{r}' Q(\mathbf{r} - \mathbf{r}', t - t') \Psi(\mathbf{r}', t')$$

where $\Psi(\mathbf{r}, t)$ represents the probability for a particle to make a displacement \mathbf{r} in a time t in a single motion event and without stopping at time t . The explicit expression for $\Psi(\mathbf{r}, t)$ in 3 dimensions is given by:

$$\Psi(\mathbf{r}, t) = p_{\alpha, \beta}(r|t) \int d^3\mathbf{r}' \int_0^{+\infty} dt' \psi(\mathbf{r}', t') \theta(|\mathbf{r}'| - |\mathbf{r}|) \theta(t' - t) \delta(\alpha' - \alpha) \delta(\beta' - \beta)$$

where $\alpha, \alpha', \beta, \beta'$ are the angles which define the direction of vectors \mathbf{r} and \mathbf{r}' in a polar reference system and $p_{\alpha, \beta}(r|t)$ is the conditional probability of making a displacement of distance r in a time interval t along a vector whose orientation is specified by angles α and β . Heaviside functions $\theta(x)$ take into account time ordering $t' > t$ so that $|\mathbf{r}'| - |\mathbf{r}| > 0$, as the velocity is constant.

We again consider the Fourier-Laplace transform of the previous functions, obtaining:

$$Q(\mathbf{k}, s) = \frac{1}{1 - \psi(\mathbf{k}, s)}$$

and

$$P(\mathbf{k}, s) = \frac{\Psi(\mathbf{k}, s)}{1 - \psi(\mathbf{k}, s)}.$$

The mean square displacement $\langle r^2(t) \rangle$ as a function of time is the inverse Laplace transform of the quantity:

$$\begin{aligned} \langle r^2(s) \rangle = -\Delta_{\mathbf{k}=0} P(\mathbf{k}, s)|_{\mathbf{k}=0} = & - \left[\frac{\Delta_{\mathbf{k}} \Psi(\mathbf{k}, s)}{(1 - \psi(\mathbf{k}, s))} + \frac{2 \nabla_{\mathbf{k}} \psi(\mathbf{k}, s) \cdot \nabla_{\mathbf{k}} \Psi(\mathbf{k}, s)}{(1 - \psi(\mathbf{k}, s))^2} \right. \\ & \left. + \frac{2 \Psi(\mathbf{k}, s) |\nabla_{\mathbf{k}} \psi(\mathbf{k}, s)|^2}{(1 - \psi(\mathbf{k}, s))^3} + \frac{\Psi(\mathbf{k}, s) \Delta_{\mathbf{k}} \psi(\mathbf{k}, s)}{(1 - \psi(\mathbf{k}, s))^2} \right] \Big|_{\mathbf{k}=0} \end{aligned} \quad (58)$$

As we consider the isotropic case, we can rewrite $\psi(\mathbf{r}, t)$ as

$$\psi(\mathbf{r}, t) = \frac{\phi(t)}{4\pi (v_0 t)^2} \delta(|\mathbf{r}| - v_0 t),$$

under such hypothesis $\Psi(\mathbf{r}, t)$ has the form:

$$\begin{aligned} \Psi(\mathbf{r}, t) = & \frac{\delta(|\mathbf{r}| - v_0 t)}{v_0^2 t^2} \int d^3\mathbf{r}' \int_0^{+\infty} dt' \frac{\phi(t')}{4\pi v_0^2 t'^2} \delta(|\mathbf{r}'| - v_0 t') \\ & \times \theta(|\mathbf{r}'| - |\mathbf{r}|) \theta(t' - t) \delta(\alpha' - \alpha) \delta(\beta' - \beta). \end{aligned}$$

The isotropy hypothesis implies $\nabla_{\mathbf{k}}\psi(\mathbf{k}, s)|_{\mathbf{k}=0} = 0$. Equation (58) then reduces to:

$$\langle r^2(s) \rangle = -\frac{1}{(1 - \psi(\mathbf{k}, s))} \left[\Delta_{\mathbf{k}}\Psi(\mathbf{k}, s) + \frac{\Psi(\mathbf{k}, s)\Delta_{\mathbf{k}}\psi(\mathbf{k}, s)}{(1 - \psi(\mathbf{k}, s))} \right] \Big|_{\mathbf{k}=0}. \quad (59)$$

It is easy to show that:

$$\Psi(\mathbf{k} = 0, s) = \frac{1 - \phi(s)}{s} \quad (60)$$

and

$$\Delta_{\mathbf{k}}\Psi(\mathbf{k}, s)|_{\mathbf{k}=0} = -v_0^2 \frac{d^2}{ds^2} \left[\frac{1 - \phi(s)}{s} \right] \quad (61)$$

where $\phi(s)$ is the Laplace transform of $\phi(t)$.

Replacing the Fourier-Laplace transforms (55), (56), (60), (61) in equation (59) we obtain:

$$\langle r^2(s) \rangle = \frac{v_0^2}{(1 - \phi(s))} \left[\frac{d^2}{ds^2} \left(\frac{1 - \phi(s)}{s} \right) + \frac{1}{s} \frac{d^2}{ds^2} \phi(s) \right] \quad (62)$$

Expanding expression (62) around zero, we obtain:

$$\langle r^2(s) \rangle \simeq \frac{v_0^2 \langle t^2 \rangle_{\phi}}{s^2 \langle t \rangle_{\phi}}$$

and using Tauberian theorems [18], we have at large times:

$$\langle r^2(t) \rangle \simeq \frac{v_0^2 \langle t^2 \rangle_{\phi}}{\langle t \rangle_{\phi}} t$$

as in the Jump Model.

VII. COMPETING INTERESTS

The authors declare that they have no competing interests.

VIII. AUTHORS' CONTRIBUTIONS

MG and EF developed the application of the Continuous Time Time Random Walk technique to the special problem considered. IN and ID contributed to the numerical analysis and to the discussions defining the model. MP proposed the problem and supervised the

overall development of the work. All the authors participated in the scientific discussions and to the writing and editing of the paper.

- [1] A.A. Chernov, *Replication of multicomponent chain by the lighting mechanism*, Biophysics **12**, 336 (1967).
- [2] T. Harris, *Diffusion with collision between particles*, J. Appl. Prob. **2**, 323 (1965).
- [3] F. Solomon, *Random walks in a random environment*, Ann. Prob. **3**, 31 (1975).
- [4] C. Boldrighini, G. Cosimi, S. Frigio, and A. Pellegrinotti, *Computer simulations for some one-dimensional models of random walks in fluctuating random environment*, J. Stat. Phys. **121**, 361 (2005).
- [5] C. Boldrighini, R.A. Minlos, and A. Pellegrinotti, *Random walks in quenched i.i.d. space-time random environment are always a.s. diffusive*, Prob. Theor. Related Fields **129**, 133 (2004).
- [6] D. Dolgopyat, G. Keller, and C. Liverani, *Random walk in markovian environment*, Ann. Prob. **36**, 1676 (2008).
- [7] D. Dolgopyat, and C. Liverani, *Non-perturbative approach to random walk in Markovian environment*, Electron. Comm. Probab. **14**, 245 (2009).
- [8] M.J. Saxton, *Single-particle tracking: the distribution of diffusion coefficients*, Biophys. J. **70**, 1250 (1996).
- [9] J.S. Lucas, Y. Zhang, O.K. Dudko, C. Murre, *3D trajectories adopted by coding and regulatory DNA elements: first-passage times for genomic interactions*, Cell **158**, 339 (2014).
- [10] E.W. Montroll, G.H. Weiss, *Random walks on lattices, II*, J.Math.Phys. **6**, 167 (1965).
- [11] J. Preto, E. Floriani, I. Nardecchia, P. Ferrier, and M. Pettini, *Experimental assessment of the contribution of electrodynamic interactions to long-distance recruitment of biomolecular partners: Theoretical basis*, Phys. Rev. **E85**, 041904 (2012).
- [12] I. Nardecchia, L. Spinelli, J. Preto, M. Gori, E. Floriani, S. Jaeger, P. Ferrier, and M. Pettini, *Experimental detection of long-distance interactions between biomolecules through their diffusion behavior: Numerical study*, Phys. Rev. **E90**, 022703 (2014).
- [13] J. Preto, M. Pettini and J. Tuszynski, *Possible role of electrodynamic interactions in long-distance biomolecular recognition*, Phys. Rev. **E91**, 052710 (2015).

- [14] J. Preto, I. Nardecchia, S. Jaeger, P. Ferrier and M. Pettini, *Long-range resonant interactions in biological systems: theory and experiment*, Chapter 11 of the e-book "Fields of the Cell", Publishing House Research Signpost, M. Cifra and D. Fels Eds., (2015).
- [15] G. Zumofen, J. Klafter, *Scale-invariant motion in intermittent chaotic systems*, Phys. Rev. E **47**, 851 (1993).
- [16] J. Klafter, A. Blumen, M.F. Schlesinger, *Stochastic pathway to anomalous diffusion*, Phys. Rev. A **35**, 3081 (1987).
- [17] M.E. Stroppolo, M. Falconi, A.M. Caccuri, and A. Desideri, *Superefficient enzymes*, Cellular and Molecular Life Sciences **58**, 1451 (2001).
- [18] W. Feller, *An Introduction to Probability Theory and its Applications*, vol II, chap XVIII (Wiley, New York, 1971).