

Conventional s -wave superconductivity in BiS_2 -based $\text{NdO}_{0.71}\text{F}_{0.29}\text{BiS}_2$ revealed by thermal transport measurements

T. Yamashita¹, Y. Tokiwa², D. Terazawa¹, M. Nagao³, S. Watauchi³, I. Tanaka³, T. Terashima², and Y. Matsuda¹

¹*Department of Physics, Graduate School of Science, Kyoto University, Kyoto 606-8502, Japan*

²*Research Center for Low Temperature and Materials Science, Kyoto University, Kyoto 606-8501, Japan*

³*Center for Crystal Science and Technology, University of Yamanashi, Kofu 400-8511, Japan*

(Dated: December 22, 2021)

To study the superconducting gap structure of BiS_2 -based layered compound $\text{NdO}_{0.71}\text{F}_{0.29}\text{BiS}_2$ ($T_c = 5$ K), we measured the thermal conductivity κ , which is a sensitive probe of low-energy quasiparticle spectrum. In the absence of a magnetic field, residual linear term in the thermal conductivity κ_0/T at $T \rightarrow 0$ is vanishingly small, indicating that the residual normal fluid, which is expected for nodal superconductors, is absent. Moreover, the applied magnetic field hardly affects thermal conductivity in wide range of the vortex state, indicating the absence of Doppler shifted quasiparticles. These results provide evidence that $\text{NdO}_{0.71}\text{F}_{0.29}\text{BiS}_2$ is a fully gapped superconductor. The obtained gap structure, along with the robustness of the superconductivity against the impurity, suggest a conventional s -wave superconducting state in $\text{NdO}_{0.71}\text{F}_{0.29}\text{BiS}_2$.

Recently a new family of layered superconductors $\text{Bi}_4\text{O}_4\text{S}_3$ and $\text{LnO}_{1-x}\text{F}_x\text{BiS}_2$ (Ln is a lanthanoid)^{1–6} has been reported. Superconductivity emerges from semiconducting parent compound via electron doping by substituting O with F in the blocking layer. Up to now the highest transition temperature T_c of 10.6 K is reported in $\text{LaO}_{0.5}\text{F}_{0.5}\text{BiS}_2$ ². The crystal structure consists of alternate stacking of BiS_2 superconducting double layers and LnO insulating blocking layers (inset of Fig. 1(a)). Fermi surfaces consist of two-dimensional (2D) cylindrical sheets. The band structure calculations suggest the presence of strong Fermi surface nesting at the wave vector (π, π) ^{7–10}. In particular, in the underdoped regime ($x < 0.5$), the Fermi surface consists of disconnected small electron pockets at the Brillouin Zone boundary (inset of Fig. 1(b)). Because of some common features with Fe-based high temperature superconductors, BiS_2 -based superconductors have aroused great interest. On the other hand, the conduction band in the 2D layer of BiS_2 -based compounds is mainly of $6p_x$ and $6p_y$ orbitals of Bi⁷. The electron correlation effects, which play an essential role for the superconductivity in Fe-based superconductors, appear not to be important due to the widely spread $6p$ orbitals. Thus a major outstanding question is whether the Cooper pairing is mediated by unconventional (non-phononic) interactions, such as antiferromagnetic fluctuations. To elucidate this issue, the identification of superconducting gap structure is of primary importance, because it is intimately related to the pairing interaction.

Several superconducting gap structures, including conventional s -, sign reversing s -, spin triplet p -, and d -wave symmetries have been proposed for BiS_2 -based superconductors theoretically^{7–13}. A possible unconventional superconductivity has been reported by an extremely large ratio of $2\Delta/k_B T_c \sim 17$ (Δ is the superconducting

gap), which is nearly five times larger than the BCS value¹⁴. Fully gapped superconductivity has been reported by μSR measurements of polycrystalline $\text{Bi}_4\text{O}_4\text{S}_3$ and $\text{LaO}_{0.5}\text{F}_{0.5}\text{BiS}_2$ ¹⁵. To look into the superconducting state, the measurements on single crystals are more desirable. Raman scattering experiments on single crystals of $\text{NdO}_{1-x}\text{F}_x\text{BiS}_2$ with $x \sim 0.5$ have suggested a possible phonon-mediated superconductivity¹⁶. Moreover, recent measurements of London penetration depth $\lambda(T)$ on single crystals for $x=0.3$ and 0.5 have also reported the fully gapped superconductivity¹⁷. However, the large Curie-Weiss contribution at low temperature arising from localized Nd^{3+} spins prevents the accurate determination of superfluid density by the observed λ .

Here, to provide conclusive information on the superconducting gap structure of BiS_2 -based superconductors, we performed thermal conductivity measurements on a high quality single crystal of $\text{NdO}_{0.71}\text{F}_{0.29}\text{BiS}_2$ down to 100 mK. It is well established that low-temperature thermal conductivity is a powerful probe for superconducting gap structure, detecting low-energy quasiparticle excitations sensitively¹⁸. Advantage of thermal conductivity is that it is insensitive to Nd magnetic moments. By thermal conductivity measurements, we provide evidence that $\text{NdO}_{0.71}\text{F}_{0.29}\text{BiS}_2$ is a fully gapped superconductor. Based on these results, together with the impurity effect, we discuss the mechanism of superconductivity.

$\text{NdO}_{0.71}\text{F}_{0.29}\text{BiS}_2$ single crystals were grown by the high-temperature flux method with CsCl/KCl as a flux¹⁹. The onset of superconductivity is $T_c^{\text{onset}} \sim 5.2$ K, which is in agreement with the previous report¹⁹. The superconducting volume fraction determined by the magnetic susceptibility measurements is close to 100 %. The X-ray diffraction shows no impurity phase. Thermal conductivity κ was measured along the tetragonal a axis (heat current $\mathbf{q} \parallel a$) on a sample with a rectangular shape

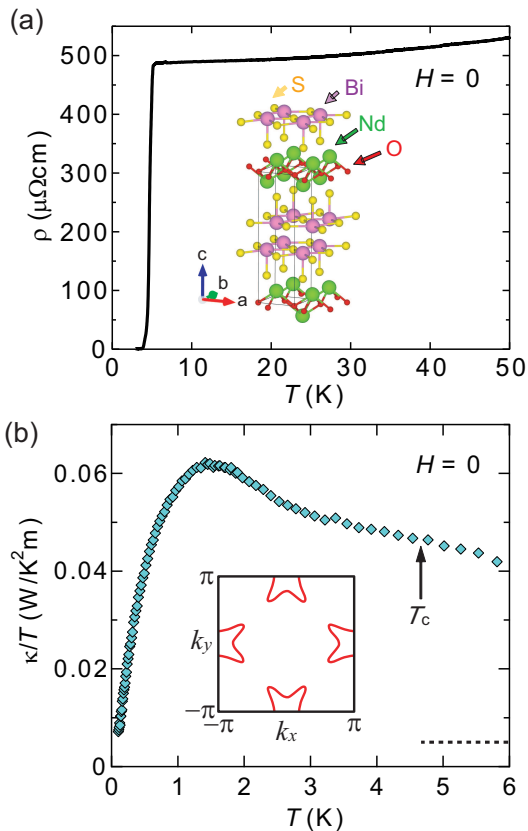


FIG. 1: (Color online) Temperature dependence of (a) electrical resistivity ρ and (b) thermal conductivity divided by temperature κ/T of $\text{NdO}_{0.71}\text{F}_{0.29}\text{BiS}_2$ at zero field. Dashed line indicates the electronic contribution estimated from the Wiedemann-Franz law. Inset of (a) displays the crystal structure of $\text{NdO}_{1-x}\text{F}_x\text{BiS}_2$. Inset of (b) shows Fermi surface of $\text{NdO}_{1-x}\text{F}_x\text{BiS}_2$ for $x \sim 0.3$ ^{7,8}.

($\sim 2.6 \times 1.16 \times 0.015 \text{ mm}^3$) by the standard steady state method in a ^3He - ^4He dilution refrigerator.

Figure 1(a) shows the temperature dependence of the in-plane electrical resistivity $\rho(T)$ of $\text{NdO}_{0.71}\text{F}_{0.29}\text{BiS}_2$. Below 50 K, $\rho(T)$ exhibits Fermi liquid behavior with T^2 -dependence down to T_c . Figure 1(b) shows the T dependence of κ/T in zero field. At T_c , κ/T shows no discernible anomaly. The electronic contribution estimated by assuming the Wiedemann-Franz law, $\kappa/T = L_0/\rho$, where $L_0 = \frac{\pi^2}{3} \left(\frac{k_B}{e}\right)^2$ is the Lorenz number, is about 11 % of the total thermal conductivity at T_c . In the superconducting state, κ/T decreases with decreasing T after showing a broad maximum at around 1.5 K. We will discuss this behavior later.

We first discuss the low temperature behavior of κ/T in zero field. Thermal conductivity can be written as a sum of the quasiparticle and phonon contributions, $\kappa = \kappa_{qp} + \kappa_{ph}$. The phonon conductivity in boundary-limited

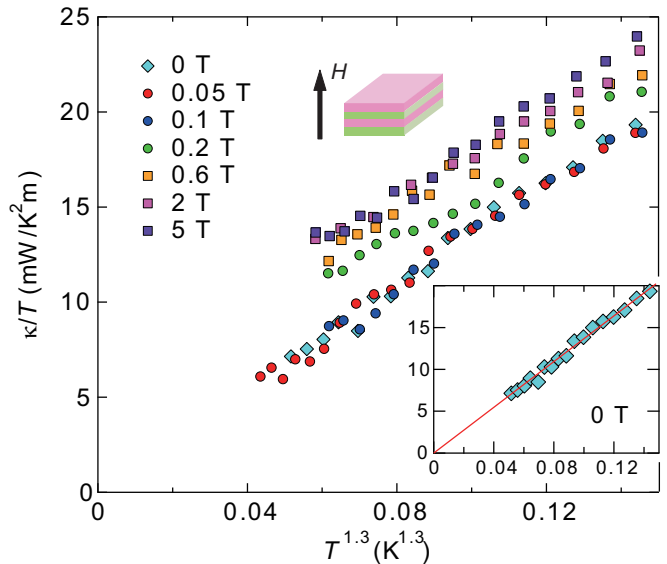


FIG. 2: (Color online) Thermal conductivity divided by temperature κ/T of $\text{NdO}_{0.71}\text{F}_{0.29}\text{BiS}_2$ plotted against $T^{1.3}$ in several magnetic fields applied parallel to the c -axis. Inset: κ/T vs $T^{1.3}$ in zero field. Solid line represents linear fit to the data below 0.3 K.

scattering regime at low temperature is expressed as

$$\kappa_{ph} = \frac{1}{3} \beta \langle v_s \rangle \ell_{ph} T^3, \quad (1)$$

where β is the phonon specific heat coefficient, $\langle v_s \rangle$ is the mean acoustic phonon velocity, and ℓ_{ph} is the phonon mean free path. For diffuse scattering limit, ℓ_{ph} becomes T -independent, resulting in $\kappa_{ph} \propto T^3$. On the other hand, in case of specular reflection, ℓ_{ph} follows T^{-1} -dependence, leading to $\kappa_{ph} \propto T^2$. In real systems, $\kappa_{ph} \propto T^\alpha$ with α of intermediate value between 2 and 3. In fact, $\alpha = 2.74, 2.4$ and 2.77 has been reported in V_3Si ²⁰, $\text{YBa}_2\text{Cu}_3\text{O}_{6.99}$ ²⁰ and Al_2O_3 ²¹, respectively.

We found that $\kappa(T)$ is well fitted as $\kappa \propto T^{2.2-2.5}$ in the widest temperature range of $T < 300 \text{ mK}$. In the inset of Fig. 2, κ/T in zero field is plotted as a function of $T^{1.3}$. As shown with the red line, κ/T is extrapolated to zero at $T \rightarrow 0$, i.e. the absence of a residual term. The vanishingly small residual term is obtained in the range of α between 2.2 and 2.5. We note that for $\alpha = 3$, there is a finite residual term but well fitted range is limited to $T < 150 \text{ mK}$ and for $\alpha = 2$, the residual term becomes negative. It is well known that finite residual term indicates existence of a residual normal fluid, which is expected for an unconventional superconductor with line nodes in the energy gap. This residual normal fluid is a consequence of impurity scattering, even for low concentrations of nonmagnetic impurities. Therefore the absence of residual term suggests that there is no line nodes

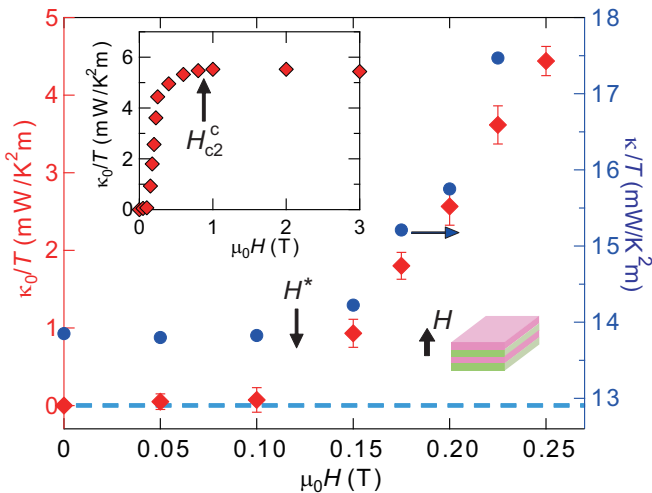


FIG. 3: (Color online) Field dependence of the residual linear term κ_0/T (red diamonds) and κ/T at $T = 170$ mK (blue circles) for $\mathbf{H} \parallel c$. The residual term $\kappa_0(H)/T$ is determined by fitting $\kappa(T)/T$ data at different fields below 0.3 K with $\kappa_0/T + aT^{1.3}$, where κ_0/T and a are fitting parameters. Both κ_0/T and κ/T at $T = 170$ mK are independent of magnetic field up to H^* . Inset shows κ_0/T in an extended field range. H_{c2}^c is the superconducting upper critical field along c -axis.

in $\text{NdO}_{0.71}\text{F}_{0.29}\text{BiS}_2$. Since the presence of point node is unlikely in the 2D Fermi surface, the zero field thermal conductivity suggest a fully gapped superconductivity.

This conclusion is strongly supported by thermal conductivity in magnetic field applied perpendicular to the 2D plane ($\mathbf{H} \parallel c$). Figure 3 shows the H -dependence of $\kappa_0(H)/T$, which is obtained by the extrapolation to $T \rightarrow 0$ at each field value shown in Fig. 2. We fitted the data in finite magnetic fields by using $\alpha = 2.3$ in the same temperature range as $H = 0$ ($T < 300$ mK). As shown in Fig. 3, $\kappa_0(H)/T$ is field independent at low field up to $\mu_0 H^* \approx 0.12$ T. In Fig. 3, $\kappa(H)/T$ at $T = 170$ mK is also shown. We stress that since $\kappa(H)/T$ at $T = 170$ mK is also field independent up to $\sim H^*$, the field independence of $\kappa_0(H)/T$ at low- H is not caused by the choice of α . Above H^* , $\kappa_0(H)/T$ increases and becomes field independent in the normal state above $\mu_0 H_{c2}^c \approx 0.8$ T. In the normal state, $\kappa_0(H)/T$ is 0.0055 W/K²m, which is in agreement with the value expected from the Wiedemann-Franz law. Here we comment on the influence of Nd ions on the thermal conduction. Since Nd ions are in the paramagnetic state in the present temperature range, magnetic excitations do not carry the heat. Moreover the fact that κ/T is independent of magnetic field in the low-field regime of the superconducting state and in the normal state above H_{c2} indicate that the heat conduction is not influenced by magnetic excitations.

It is well established that there is an essential difference

in the field dependence of the thermal conductivity between fully gapped and nodal superconductors¹⁸. In the former, all the quasiparticles states are bound to vortex cores and, therefore, the applied magnetic field hardly affects the thermal conduction except for the vicinity of upper critical field. By contrast, in the latter, the heat transport is dominated by delocalized quasiparticles. In the presence of a supercurrent with a velocity \mathbf{v}_s around the vortices induced by magnetic field, energy of a quasiparticle with momentum \mathbf{p} is Doppler shifted relative to the superconducting condensate by $E(\mathbf{p}) \rightarrow E(\mathbf{p}) - \mathbf{v}_s \cdot \mathbf{p}$. The Doppler shift gives rise to an initial steep increase of $\kappa(H)/T \propto \sqrt{H}$ for line nodes and $\kappa(H)/T \propto H \log H$ for point nodes.

Since H^* is much larger than the lower critical field, $H^* \gg H_{c1}$, which is estimated to be $\mu_0 H_{c1} = \frac{\Phi_0}{4\pi\lambda(0)^2} \ln\left(\frac{\lambda(0)}{\xi_{ab}}\right) \approx 3$ mT, the field-independent κ_0/T is not due to the absence of flux penetration. Here, Φ_0 is the flux quantum, $\lambda(0) \approx 447$ nm is the zero temperature in-plane penetration length¹⁷ and $\xi_{ab} = \sqrt{\Phi_0/(2\pi\mu_0 H_{c2}^c)} = 18$ nm is the in-plane coherence length. Therefore the observed field-insensitive thermal conductivity at low field indicates that the delocalized quasiparticles are not excited by magnetic field at least up to $H \approx H^* \approx 0.2H_{c2}^c$. These results lead us to conclude the absence of any kind of nodes in the gap function of $\text{NdO}_{0.71}\text{F}_{0.29}\text{BiS}_2$. In typical s -wave superconductors, such as Nb, $\kappa(H)/T$ increases steeply only in the vicinity of upper critical field²². Therefore the increase of $\kappa_0(H)/T$ above H^* well below H_{c2} suggests large modulation of the superconducting gap along the 2D Fermi surface.

Finally we discuss the mechanism of the superconductivity in $\text{NdO}_{0.71}\text{F}_{0.29}\text{BiS}_2$. As shown in Fig. 1(b), no discernible anomaly is observed in κ/T at T_c . In the superconductors with strong electron correlation effect, including cuprates²³, iron-pnictides²⁴ and heavy fermions^{25–27}, the striking enhancement of the thermal conductivity just below T_c is often observed. This enhancement is caused by the strong suppression of the quasiparticle inelastic scattering rate due to the formation of superconducting gap, which overcomes reduction of the quasiparticle density of states. Therefore the electron correlation effect in the present compound is not strong. Moreover, when electron-phonon coupling is strong, the enhancement of the thermal conductivity below T_c is also often observed by the enhancement of the phonon mean free path due to the gap formation. Thus electron-phonon coupling is also not strong.

Until now, several superconducting gap structures, including conventional s -, sign-reversing s -, spin triplet p -, and d -wave symmetries have been proposed theoretically for the BiS_2 -based superconductors^{7–12}. Since there is no hole pocket around the Γ -point as shown in the inset of Fig. 1(b), we do not discuss sign-reversing s -wave symmetry. Among d -wave symmetries, we can rule out d -wave with accidental nodes proposed in Ref.[7] and d_{xy} symmetry. The remaining possibilities of the unconventional symmetries are p and $d_{x^2-y^2}$, which has no node in the

present Fermi surface. However, these unconventional superconductivity is unlikely because of the following reason. The in-plane mean free path ℓ is comparable to the in-plane coherence length $\xi_{ab} = \sqrt{\Phi_0/(2\pi H_{c2}^c)} = 18$ nm. In fact, ℓ is estimated to be $\sim 30 - 50$ nm by using the relation $\ell = (\mu_0\lambda(0)^2 v_F)/\rho_0$, where Fermi velocity v_F is reported to be $v_F = 0.95 \times 10^6$ m/s by angle resolved photo emission spectroscopy²⁸ and $\rho_0 = 500 \sim 800 \mu\Omega\text{cm}$ of this study and the previous reports^{14,19}. This robustness of the superconductivity against the impurity appears to be at odds with the unconventional pairing symmetries. These considerations lead us to conclude that $\text{NdO}_{0.71}\text{F}_{0.29}\text{BiS}_2$ is likely to be a conventional *s*-wave superconductor.

In summary, to clarify the superconducting gap structure of $\text{NdO}_{0.71}\text{F}_{0.29}\text{BiS}_2$, we performed thermal conductivity measurements down to 100 mK. Thermal conductivity shows no discernible anomaly at T_c , suggesting that both of the electron correlation and electron-phonon coupling effects are not strong. The absence of residual thermal conductivity indicates that a residual normal fluid, which is expected for nodal superconductors with impu-

rities, is absent. The magnetic field hardly affects the thermal conductivity up to $\sim 0.2H_{c2}^c$, indicating the absence of Doppler shifted quasiparticles. These results provide evidence that $\text{NdO}_{0.71}\text{F}_{0.29}\text{BiS}_2$ is a fully gapped superconductor. Notably, the estimated mean free path is comparable to the superconducting coherence length, indicating that the superconductivity is robust against impurity. Based on these results, we conclude a conventional *s*-wave superconducting state in $\text{NdO}_{0.71}\text{F}_{0.29}\text{BiS}_2$. This puts a strong constraint on the theory of the superconductivity of BiS_2 -based layered compound, whose electronic and crystal structures bear some resemblance to Fe-based superconductors.

We thank S. Kasahara, Y. Kasahara, Y. Mizuguchi, Y. Ota, T. Shibauchi and S. Shin for useful discussions. This work was supported by Grants-in-Aid for Scientific Research (KAKENHI) from Japan Society for the Promotion of Science (JSPS), and by the ‘Topological Quantum Phenomena’ (No. 25103713) Grant-in-Aid for Scientific Research on Innovative Areas from the Ministry of Education, Culture, Sports, Science and Technology (MEXT) of Japan.

-
- ¹ Y. Mizuguchi, H. Fujihisa, Y. Gotoh, K. Suzuki, H. Usui, K. Kuroki, S. Demura, Y. Takano, H. Izawa and O. Miura, *Phys. Rev. B* **86**, 220510 (2012).
- ² Y. Mizuguchi, S. Demura, K. Deguchi, Y. Takano, H. Fujihisa, Y. Gotoh, H. Izawa and O. Miura, *J. Phys. Soc. Jpn.* **81**, 114725 (2012).
- ³ J. Xing, S. Li, X. Ding, H. Yang, and H.-H. Wen, *Phys. Rev. B* **86**, 214518 (2012).
- ⁴ D. Yazici, K. Huang, B. D. White, A. H. Chang, A. J. Friedman, and M. B. Maple, *Philos. Mag.* **93**, 673 (2013).
- ⁵ S. Demura, Y. Mizuguchi, K. Deguchi, H. Okazaki, H. Hara, T. Watanabe, S. J. Denholme, M. Fujioka, T. Ozaki, H. Fujihisa, et al., *J. Phys. Soc. Jpn.* **82**, 033708 (2013).
- ⁶ R. Jha, A. Kumar, S. Kumar Singh, and V. P. S. Awana, *J. Supercond. Nov. Magn.* **26**, 499 (2013).
- ⁷ H. Usui, K. Suzuki and K. Kuroki, *Phys. Rev. B* **86**, 220501 (2012).
- ⁸ T. Agatsuma and T. Hotta, *J. Magn. Magn. Matter.* **400**, 73 (2016).
- ⁹ X. Wan, H.-C. Ding, S. Y. Savrasov and C.-G. Duan, *Phys. Rev. B* **87**, 115124 (2013).
- ¹⁰ T. Yildirim, *Phys. Rev. B* **87**, 020506 (2013).
- ¹¹ Y. Liang, X. Wu, W.-F. Tsai and J. Hu, *Front. Phys.* **9**, 194 (2014).
- ¹² Y. Yang, W.-S. Wang, Y.-Y. Xiang, Z.-Z. Li and Q.-H. Wang, *Phys. Rev. B* **88**, 094519 (2013).
- ¹³ G. B. Martins, A. Moreo, and E. Dagotto, *Phys. Rev. B* **87**, 081102(R) (2013).
- ¹⁴ J. Liu, D. Fang, Z. Wang, J. Xing, Z. Du, S. Li, X. Zhu, H. Yang and H.-H. Wen, *Europhys. Lett.* **106**, 67002 (2014).
- ¹⁵ G. Lamura, T. Shiroka, P. Bonfà, S. Sanna, R. De Renzi, C. Baines, H. Luetkens, J. Kajitani, Y. Mizuguchi, O. Miura, et al., *Phys. Rev. B* **88**, 180509 (2013).
- ¹⁶ S. F. Wu, P. Richard, X. B. Wang, C. S. Lian, S. M. Nie, J. T. Wang, N. L. Wang, and H. Ding, *Phys. Rev. B* **90**, 054519 (2014).
- ¹⁷ L. Jiao, Z. Weng, J. Liu, J. Zhang, G. Pang, C. Guo, F. Gao, X. Zhu, H.-H. Wen and H. Q. Yuan, *J. Phys.: Cond. Mat.* **27**, 225701 (2015).
- ¹⁸ Y. Matsuda, K. Izawa and I. Vekhter, *J. Phys.: Cond. Mat.* **18**, R705 (2006).
- ¹⁹ M. Nagao, S. Demura, K. Deguchi, A. Miura, S. Watauchi, T. Takei, Y. Takano, N. Kumada and I. Tanaka, *J. Phys. Soc. Jpn.* **82**, 113701 (2013).
- ²⁰ M. Sutherland, D. G. Hawthorn, R. W. Hill, F. Ronning, S. Wakimoto, H. Zhang, C. Proust, E. Boaknin, C. Lupien, L. Taillefer, R. Liang, D. A. Bonn, W. N. Hardy, R. Gagnon, N. E. Hussey, T. Kimura, M. Nohara and H. Takagi, *Phys. Rev. B* **67**, 174520 (2003).
- ²¹ R. O. Pohl and B. Stritzker, *Phys. Rev. B* **25**, 3608 (1982).
- ²² J. Lowell and J. B. Sousa, *J. Low Temp. Phys.* **3**, 65 (1970).
- ²³ R. C. Yu, M. B. Salamon, J. P. Lu, and W. C. Lee, *Phys. Rev. Lett.* **69**, 1431 (1992).
- ²⁴ S. Kasahara, T. Watashige, T. Hanaguri, Y. Kohsaka, T. Yamashita, Y. Shimoyama, Y. Mizukami, R. Endo, H. Ikeda, K. Aoyama, T. Terashima, S. Uji, T. Wolf, H. v. Loehneysen, T. Shibauchi, and Y. Matsuda, *Proc. Natl. Acad. Sci. USA* **111**, 16309-16313 (2014).
- ²⁵ K. Izawa, H. Yamaguchi, Y. Matsuda, H. Shishido, R. Settai and Y. Onuki, *Phys. Rev. Lett.* **87**, 057002 (2001).
- ²⁶ R. Movshovich, M. Jaime, J. D. Thompson, C. Petrovic, Z. Fisk, P. G. Pagliuso and J. L. Sarrao, *Phys. Rev. Lett.* **86**, 5152 (2001).
- ²⁷ M. A. Tanatar, J. Paglione, S. Nakatsuji, D. G. Hawthorn, E. Boaknin, R. W. Hill, F. Ronning, M. Sutherland, L. Taillefer, C. Petrovic, et al., *Phys. Rev. Lett.* **95**, 067002 (2005).
- ²⁸ Z. R. Ye, H. F. Yang, D. W. Shen, J. Jiang, X. H. Niu, D. L. Feng, Y. P. Du, X. G. Wan, J. Z. Liu, X. Y. Zhu, et al., *Phys. Rev. B* **90**, 045116 (2014).