

Relaxation dynamics of the asymmetric simple exclusion process with Langmuir kinetics on a ring

Jun Sato and Katsuhiro Nishinari

Research Center for Advanced Science and Technology, University of Tokyo,
4-6-1 Komaba, Meguro-ku, Tokyo 153-8904, Japan

(Dated: March 6, 2022)

We consider the asymmetric simple exclusion process with Langmuir kinetics on a periodic lattice. We analytically obtain the exact time evolution of correlation functions with arbitrary length starting from the initial state with no particle in the system. The exact stationary state of this model has been known for the totally asymmetric case. We propose a basis transformation which simplifies the proof of the stationarity of this state and enables the generalization to the partially asymmetric case. Moreover, we construct low-energy excitations and obtain the exact relaxation time.

PACS numbers: 05.10.Gg

Introduction. Nonequilibrium statistical mechanics has been intensively studied in recent years. How and why a nonequilibrium state reaches thermal equilibrium is a long-standing problem. Despite much effort in this field, complete understanding of relaxation dynamics starting from a specific initial state is far from being fulfilled. As for the static property of a nonequilibrium steady state, however, exact solutions are known for some simple models.

Among them, the asymmetric simple exclusion process (ASEP) is one of the most fundamental and nontrivial model describing the nonequilibrium transport phenomena [1–6], which have a wide range of applications such as biological transport [1], and pedestrian and traffic flows [5, 6]. The ASEP is a continuous time Markov process describing the asymmetric diffusion of particles with an exclusion principle on a one-dimensional lattice. In a time interval dt , a particle hops to the right (left) site with the probability pdt (qdt) if it is vacant.

The most outstanding advantage of this model is the amenability to exact analytical methods such as matrix product ansatz [7] and Bethe ansatz [8]. The steady state of the ASEP is exactly constructed by the matrix product ansatz, which offers exact derivations of interesting phenomena such as boundary induced phase transitions [7, 9, 10].

As for the dynamics, however, knowledge about the full spectrum of the Markov matrix is needed for the complete understanding of the relaxation process. As a first step toward this goal, spectral gaps of the first excited states are examined by use of the Bethe ansatz method, which provides asymptotic information about dynamics such as relaxation time. The finite size scaling of it reveals that the model is governed by the Kardar-Parisi-Zhang universality class [8, 11–15].

Furthermore, full relaxation dynamics in the totally asymmetric simple exclusion process (TASEP) on a ring is exactly examined by numerical implementations of the Bethe ansatz equations and the determinant formula for form factors [16]. In this paper, we present an analytical

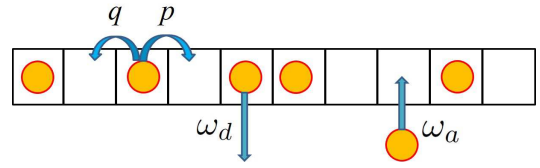


FIG. 1: ASEP with Langmuir kinetics

expression of the time evolution of the correlation functions in the ASEP with Langmuir kinetics (ASEP-LK) model on a periodic lattice.

The ASEP-LK model describes an attachment and detachment of particles as well as the exclusive hopping process [17]. The most notable point in this model is the nonconservation of the number of particles even in the closed ring. Steady state properties of this model with open boundary conditions have been studied in detail by use of mean field approximation and Monte Carlo simulations, which reveals interesting phenomena such as the coexistence of high- and low-density phases separated by the shock wave in the density profile [18, 19]. The exact stationary state is constructed in the case of TASEP-LK with a periodic lattice [20], in which particle hopping occurs only in one direction ($q = 0$).

In this paper we introduce a basis transformation which simplifies the proof of the stationarity of this state and enables generalization to the partially asymmetric case ($q \neq 0$). We construct low-energy excitations and obtain the exact relaxation time. Furthermore, we analytically obtain the exact time evolution of correlation functions with arbitrary length starting from the initial state with no particle in the system.

Model. We consider the ASEP with Langmuir kinetics described in Fig. 1. A particle is attached on a site with rate ω_a if it is vacant and detached from the site with rate ω_d if it is occupied.

Hereafter we impose a periodic boundary condition with length L . We associate a Boolean variable τ_n to every site n to represent whether a particle is present

($\tau_n = 1$) or not ($\tau_n = 0$). Let $|\tau_n = 0\rangle$ and $|\tau_n = 1\rangle$ denote the standard basis vectors in this order for the vector space \mathbb{C}^2 . We consider the L -fold tensor product of this basis $|\tau_1 \tau_2 \cdots \tau_L\rangle := |\tau_1\rangle \otimes |\tau_2\rangle \otimes \cdots \otimes |\tau_L\rangle$, the dimension of which is 2^L . Then we can write a state of the system at time t in a vector form with each element being a probability distribution

$$|P(t)\rangle = \sum_{\tau_1, \dots, \tau_L} P(\tau_1, \dots, \tau_L | t) |\tau_1, \dots, \tau_L\rangle. \quad (1)$$

The time evolution of this state is described by the master equation

$$\frac{d}{dt}|P(t)\rangle = \mathcal{M}|P(t)\rangle, \quad (2)$$

where the Markov matrix \mathcal{M} is given by

$$\mathcal{M} = \sum_{n=1}^L (\mathcal{M}_{n,n+1} + h_n),$$

$$\mathcal{M}_{n,n+1} = \begin{pmatrix} 0 & 0 & 0 & 0 \\ 0 & -q & p & 0 \\ 0 & q & -p & 0 \\ 0 & 0 & 0 & 0 \end{pmatrix}_{n,n+1}, \quad h_n = \begin{pmatrix} -\omega_a & \omega_d \\ \omega_a & -\omega_d \end{pmatrix}_n \quad (3)$$

The subscripts at the bottom right of the matrix represent the vector space on which the matrix is acting. The Langmuir kinetics term h_n can be regarded as an off-diagonal magnetic field, which induces a nonconservation of number of particles in the system.

The stationary state $|S\rangle$ belongs to the eigenvector of the Markov matrix with the eigenvalue zero:

$$\mathcal{M}|S\rangle = 0. \quad (4)$$

The first step is to find a stationary state $|S\rangle$ explicitly. In order to do so, we introduce a basis transformation in the following.

Stationary state. Let U be the L -fold tensor product of a 2×2 matrix defined by

$$U = \begin{pmatrix} 1 & 1 \\ \alpha & -1 \end{pmatrix}^{\otimes L}, \quad \alpha = \frac{\omega_a}{\omega_d}, \quad (5)$$

and consider the basis transformation

$$\tilde{\mathcal{M}} = U^{-1} \mathcal{M} U = \sum_{n=1}^L (\tilde{\mathcal{M}}_{n,n+1} + \tilde{h}_n),$$

$$\tilde{\mathcal{M}}_{n,n+1} = \frac{1}{1+\alpha} \begin{pmatrix} 0 & 0 & 0 & 0 \\ -\alpha(p-q) & -(q+p\alpha) & (p+q\alpha) & p-q \\ \alpha(p-q) & (q+p\alpha) & -(p+q\alpha) & -(p-q) \\ 0 & 0 & 0 & 0 \end{pmatrix}_{n,n+1},$$

$$\tilde{h}_n = -\omega \begin{pmatrix} 0 & 0 \\ 0 & 1 \end{pmatrix}_n, \quad (6)$$

where we define $\omega := \omega_a + \omega_d$. It is noted that this transformation diagonalizes the Langmuir kinetics term. One of the most remarkable points in this transformation is that the stationary state in this basis becomes a simple pure vector $|00 \cdots 0\rangle$. In the following we prove

$$\tilde{\mathcal{M}}|00 \cdots 0\rangle = 0. \quad (7)$$

It is obvious that

$$\tilde{h}_n|0\rangle_n = -\omega \begin{pmatrix} 0 & 0 \\ 0 & 1 \end{pmatrix}_n \begin{pmatrix} 1 \\ 0 \end{pmatrix}_n = 0. \quad (8)$$

Moreover, we have

$$\sum_{n=1}^L \tilde{\mathcal{M}}_{n,n+1}|00 \cdots 0\rangle = \frac{\alpha(p-q)}{1+\alpha} \sum_{n=1}^L (|n\rangle - |n+1\rangle) = 0, \quad (9)$$

where $|n\rangle$ denotes the state with a single particle being at the site n . The last equality is due to the translational invariance of the system. This finishes the proof of (7).

Thus the stationary state $|S\rangle$ in the original basis is written as

$$|S\rangle = U|00 \cdots 0\rangle = \begin{pmatrix} 1 \\ \alpha \end{pmatrix} \otimes \begin{pmatrix} 1 \\ \alpha \end{pmatrix} \otimes \cdots \otimes \begin{pmatrix} 1 \\ \alpha \end{pmatrix} = \sum_{N=0}^L \alpha^N \left(\sum_{\tau_1 + \cdots + \tau_L = N} |\tau_1, \dots, \tau_L\rangle \right). \quad (10)$$

In the subspace with a fixed particle number N , the probability distributions of $\binom{L}{N}$ states are all proportional to α^N . This means that $P(\tau_1, \dots, \tau_L)$ is determined from particle number $N = \tau_1 + \cdots + \tau_L$ only, independent of the explicit particle configuration (τ_1, \dots, τ_L) .

This result coincides with that given in [20] for the totally asymmetric case $q = 0$. We note that our construction of the stationary state does not depend on the value of q .

Relaxation time. Next we construct the first excited state and evaluate the relaxation time. In the language of quantum spin chains, the stationary state in the transformed basis $|00 \cdots 0\rangle$ is considered to be a completely ferromagnetic state. In this case the low lying excitations are given by spin wave states. According to this analogy, we can find low lying excitations of the ASEP-LK model.

Let us define $S^\pm = \sigma^x \pm i\sigma^y$, where $\sigma^{x,y,z}$ denote standard Pauli matrices. These correspond to the “spin flip operators.” We further define total flip operators $S_T^\pm = \sum_{n=1}^L S_n^\pm$ and the state

$$|S_T^-\rangle := S_T^-|00 \cdots 0\rangle = \sum_{n=1}^L |n\rangle, \quad (11)$$

which is considered to be a spin wave excitation with the wave number $k = 0$. This turns out to be the first excited

state in the transformed basis. In the following we show that

$$\tilde{\mathcal{M}}|S_T^-\rangle = -\omega|S_T^-\rangle. \quad (12)$$

We first note that $\tilde{\mathcal{M}}_{n,n+1}$ is written in the form

$$\tilde{\mathcal{M}}_{n,n+1} = \begin{pmatrix} 0 & 0 & 0 & 0 \\ -a & -b & c & d \\ a & b & -c & -d \\ 0 & 0 & 0 & 0 \end{pmatrix}_{n,n+1}, \quad (13)$$

where $a = \alpha(p-q)/(1+\alpha)$, $b = (q+p\alpha)/(1+\alpha)$, $c = (p+q\alpha)/(1+\alpha)$, and $d = (p-q)/(1+\alpha)$. One can easily obtain

$$\sum_{\ell=1}^L \tilde{\mathcal{M}}_{\ell,\ell+1}|n\rangle = a(|n,n+1\rangle - |n-1,n\rangle) + b(|n-1\rangle - |n\rangle) + c(|n+1\rangle - |n\rangle), \quad (14)$$

where $|n_1, n_2\rangle$ denotes the state with two particles being at the sites n_1 and n_2 : $|n_1, n_2\rangle := S_{n_1}^- S_{n_2}^- |00 \cdots 0\rangle$. This yields $\sum_{\ell=1}^L \tilde{\mathcal{M}}_{\ell,\ell+1}|S_T^-\rangle = 0$ from the translational symmetry. Together with the fact that $\sum_{\ell=1}^L \tilde{h}_\ell |S_T^-\rangle = -\omega|S_T^-\rangle$, we can conclude the eigenvalue equation (12).

From direct diagonalizations of the Markov matrix for small systems, we observe that this eigenvalue $-\omega$ is always the second largest real part among all the eigenvalues. Some examples are listed in Table I. So we conclude that the relaxation time T for the ASEP with Langmuir kinetics is given by

$$T = \omega^{-1} = \frac{1}{\omega_a + \omega_d}. \quad (15)$$

Note that this result is independent of system size L . Unlike the case with usual ASEP, the energy gap always has a finite value, which causes an exponentially fast relaxation to the stationary state.

Higher excitations. Next we construct further low lying excitations. In the following we show that

$$\tilde{\mathcal{M}}|(S_T^-)^m\rangle = -m\omega|(S_T^-)^m\rangle \quad (m = 0, 1, 2, \dots, L), \quad (16)$$

where

$$\begin{aligned} |(S_T^-)^m\rangle &:= \frac{1}{m!} (S_T^-)^m |00 \cdots 0\rangle \\ &= \sum_{1 \leq n_1 < \cdots < n_m \leq L} |n_1, n_2, \dots, n_m\rangle. \end{aligned} \quad (17)$$

First we note that the following commutator

$$[\tilde{\mathcal{M}}_{n,n+1}, S_T^-] = \begin{pmatrix} 0 & 0 & 0 & 0 \\ -a' & -b' & c' & d' \\ a' & b' & -c' & -d' \\ 0 & 0 & 0 & 0 \end{pmatrix}_{n,n+1} \quad (18)$$

ω	Eigenvalues															
0.2	0	0.2	0.4	0.6	0.8	z_1	z_1^*	1.4	1.4	z_2	z_2^*	z_3	z_3^*	x_1	x_2	3.4
2	0	2	z_4	z_4^*	4	x_3	5	5	x_4	x_5	6	z_5	z_5^*	7	x_6	8

TABLE I: All the eigenvalues for $L = 4$ with $\omega = 0.2$ and 2. Numerical values in the table are given by

$z_1 = 1.27024 + 0.369916i$, $z_2 = 1.52976 + 0.369916i$,
 $z_3 = 1.86397 + 0.287025i$, $x_1 = 2.31872$, $x_2 = 2.55334$,
 $z_4 = 3.02539 + 0.243086i$, $x_3 = 4.10419$, $x_4 = 5.06102$,
 $x_5 = 5.86836$, $z_5 = 6.97461 + 0.243086i$, $x_6 = 7.96644$.

has the same form as (13), where $a' = -(p-q)(1-\alpha)/(1+\alpha)$, $b' = -c' = -(p-q)/(1+\alpha)$, and $d' = 0$. Since the derivation of $\sum_{\ell=1}^L \tilde{\mathcal{M}}_{\ell,\ell+1}|S_T^-\rangle = 0$ is independent of the explicit values of a, b, c and d , we can inductively show that $\sum_{\ell=1}^L \tilde{\mathcal{M}}_{\ell,\ell+1}|(S_T^-)^m\rangle = 0$ with respect to m . Together again with $\sum_{\ell=1}^L \tilde{h}_\ell |(S_T^-)^m\rangle = -m\omega|(S_T^-)^m\rangle$, we arrive at the eigenvalue equation (16).

Direct diagonalizations for small systems show that, up to $(L+1)$ th largest eigenvalues, they are given by $\{0, -\omega, -2\omega, \dots, -L\omega\}$ for sufficiently small ω . If we increase the value of ω , other complex eigenvalues λ with the real part $-\omega > \text{Re } \lambda > -L\omega$ enter into this group. However, we observe that the second largest eigenvalue is always $-\omega$. Some examples are listed in Table I.

Full dynamics. Finally let us consider the time evolution of physical quantities. Let A be a physical quantity which takes a value $A = A(\tau)$ in a particle configuration $\tau := (\tau_1, \dots, \tau_L)$. We think of A as an operator on a state vector $|\tau\rangle$ acting diagonally as $A|\tau\rangle = A(\tau)|\tau\rangle$. Then the expectation value of the physical quantity A in a state $|P\rangle = \sum_\tau P(\tau)|\tau\rangle$ is written as

$$\langle A \rangle = \frac{\sum_\tau P(\tau) A(\tau)}{\sum_\tau P(\tau)} = \langle T|A|P \rangle / \langle T|P \rangle, \quad (19)$$

where $|T\rangle := \sum_\tau |\tau\rangle$. Since the state vector $|P\rangle$ obeys the master equation (2), the time evolution of the physical quantity A starting from the initial state $|I\rangle$ reads

$$\langle A(t) \rangle = \langle T|Ae^{\mathcal{M}t}|I \rangle / \langle T|I \rangle. \quad (20)$$

Here we have used $\langle T|e^{\mathcal{M}t} = \langle T|$, which follows from the property of the probability transition matrix $\langle T|M = 0$.

Hereafter we take the no-particle state $|00 \cdots 0\rangle$ as an initial state $|I\rangle$. Note that $\langle T|I \rangle = 1$. By the basis transformation the time evolution of A can be written as

$$\langle A(t) \rangle = \langle 00 \cdots 0|\tilde{A}e^{\tilde{\mathcal{M}}t}|S \rangle \quad (21)$$

where we have used $\langle \tilde{T}| = \langle T|U = (1+\alpha)^L \langle 00 \cdots 0|$ and $|\tilde{I}\rangle = U^{-1}|I\rangle = (1+\alpha)^{-L}|S\rangle$.

We wish to expand the above quantity by the eigenvectors of Markov matrix \mathcal{M} . However, they are not necessarily orthogonal to each other since the Markov matrix \mathcal{M} is not normal: $\mathcal{M}^\dagger \mathcal{M} \neq \mathcal{M} \mathcal{M}^\dagger$. However, we numerically confirm that the vectors $|(S_T^-)^m\rangle$ are orthogonal to

any other eigenvectors, and the rest of the eigenspace can always be orthogonalized by the Gram-Schmidt method. These facts lead to the following expansion:

$$\begin{aligned} \langle A(t) \rangle &= \sum_{m=0}^L \frac{\langle 00 \cdots 0 | \tilde{A} e^{\tilde{\mathcal{M}}t} | (S_T^-)^m \rangle \langle (S_T^-)^m | S \rangle}{\langle (S_T^-)^m | (S_T^-)^m \rangle} \\ &+ \sum_{\tilde{\lambda}} \frac{\langle 00 \cdots 0 | \tilde{A} e^{\tilde{\mathcal{M}}t} | \tilde{\lambda} \rangle \langle \tilde{\lambda} | S \rangle}{\langle \tilde{\lambda} | \tilde{\lambda} \rangle}. \end{aligned} \quad (22)$$

Noting that the stationary state $|S\rangle$ can be expanded as $|S\rangle = \sum_{m=0}^L \alpha^m |(S_T^-)^m\rangle$, we easily obtain

$$\langle \tilde{\lambda} | S \rangle = 0 \quad \text{unless} \quad |\tilde{\lambda}\rangle = |(S_T^-)^m\rangle \quad (m = 0, 1, 2, \dots, L), \quad (23)$$

where $|\tilde{\lambda}\rangle$ are the eigenvectors of $\tilde{\mathcal{M}}$. Consequently we arrive at the formula for the time evolution of the physical quantity A starting from the empty state $|00 \cdots 0\rangle$ as follows:

$$\langle A(t) \rangle = \sum_{m=0}^L e^{-m\omega t} \alpha^m \langle 00 \cdots 0 | \tilde{A} | (S_T^-)^m \rangle. \quad (24)$$

Density, current, and correlation functions. First let us apply the above formula to the particle density $\rho(t) := \langle \tau_1(t) \rangle$, which represents the probability for a particle to exist at the site 1. From the translational symmetry, multiplication of L to this quantity yields the total number of particles in the system. Let \tilde{A} be $\tilde{A} = (1 - \sigma_1^z)/2$. By the basis transformation we have $\tilde{A} = \frac{1}{1+\alpha} \begin{pmatrix} \alpha & -1 \\ -\alpha & 1 \end{pmatrix}_1$. Then we can easily obtain the time evolution of the particle density $\rho(t) = \langle A(t) \rangle$ as

$$\rho(t) = \frac{\alpha}{1+\alpha} (1 - e^{-\omega t}), \quad (25)$$

which is shown in Fig. 2, together with the Monte Carlo simulations. Note that this is an exact analytical result without any approximations. In the long time limit $t \rightarrow \infty$, it approaches the value $\alpha/(1+\alpha)$ known as the Langmuir isotherm [21]. Next let us consider the current $J(t) := \langle \tau_1(1 - \tau_2)(t) \rangle$ and set $\tilde{A} = (1 - \sigma_1^z)(1 + \sigma_2^z)/4$. By the basis transformation we have $\tilde{A} = \frac{1}{(1+\alpha)^2} \begin{pmatrix} \alpha & -1 \\ -\alpha & 1 \end{pmatrix}_1 \begin{pmatrix} 1 & 1 \\ \alpha & \alpha \end{pmatrix}_2$. Substituting this into the Eq. (24), we obtain the time evolution of the current, $J(t) = \langle A(t) \rangle$, as

$$J(t) = \frac{\alpha}{(1+\alpha)^2} (1 - e^{-\omega t})(1 + \alpha e^{-\omega t}), \quad (26)$$

which is shown in Fig. 3, together with the Monte Carlo simulations. Note that $J(t) = \rho(t)(1 - \rho(t))$, which means that the mean field approximation gives the exact dynamics. In the case $\omega_a < \omega_d$, the current monotonically

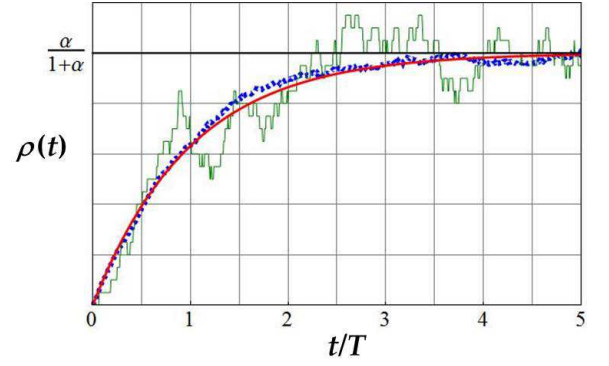


FIG. 2: Time evolution of the particle density $\rho(t)$ starting from the empty state is plotted against the scaled time t/T , where T is the relaxation time (15). Parameters are chosen to be $(p, q) = (0.7, 0.3)$, $(\omega_a, \omega_d) = (0.1, 0.4)$. The thick red line is the plot of Eq. (25). The thin green line is the result of a one-time Monte Carlo simulation. The dashed blue line is a 100-times average of Monte Carlo simulations. We set the lattice length to $L = 100$ in the simulation. The plot starts from zero and saturates to the value $\alpha/(1+\alpha)$ known as the Langmuir isotherm.

increases and saturates to the value $\alpha/(1+\alpha)^2$. On the other hand, in the case $\omega_a > \omega_d$, the current is maximized to the value $1/4$ at $t = T \ln \frac{2\alpha}{\alpha-1}$, then begins to decrease and approaches the value $\alpha/(1+\alpha)^2$. This decrease of the current is due to the congestion of particles induced by the rapid increase of density by the large attachment rate ω_a . The steady state current $J(\infty) = \alpha/(1+\alpha)^2$ is maximized at the case $\alpha = 1$, namely $\omega_a = \omega_d$.

More generally, we can easily prove by use of Eq. (24) that the time evolution of any correlation function $\langle x_1 x_2 \cdots x_n(t) \rangle$ is decomposed into $\langle x_1(t) \rangle \langle x_2(t) \rangle \cdots \langle x_n(t) \rangle$, where x_ℓ is τ_ℓ or $1 - \tau_\ell$. This decomposition results in

$$\langle x_1 x_2 \cdots x_n(t) \rangle = \frac{\alpha^m}{(1+\alpha)^n} (1 - e^{-\omega t})^m (1 + \alpha e^{-\omega t})^{n-m}, \quad (27)$$

where m is the number of τ_ℓ 's in $\{x_1, x_2, \dots, x_n\}$.

Conclusion. In this paper we examine the dynamical property of the ASEP with Langmuir kinetics on a periodic lattice. We introduce a basis transformation which enables us to construct the ground state and low lying excitations in a transparent way. As a result we obtain the exact stationary state and relaxation time. Furthermore, we analytically obtain the exact time evolution of the density and current starting from the initial state with no particle in the system. We also show that correlation functions with arbitrary length can be decomposed into the product of one-point functions. Relaxation dynamics from the other initial states and the transport property with an open boundary are the next problems to be solved.

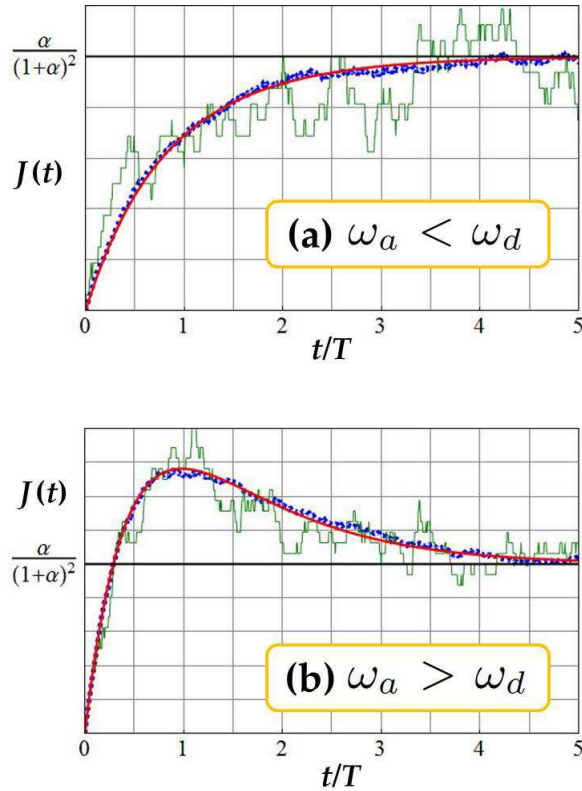


FIG. 3: Time evolutions of the current $J(t)$ starting from the empty state are plotted against the scaled time t/T for (a) $\omega_a < \omega_d$ and (b) $\omega_a > \omega_d$. T is the relaxation time (15). Parameters are chosen to be (a) $(p, q) = (0.7, 0.3)$, $(\omega_a, \omega_d) = (0.1, 0.4)$ and (b) $(p, q) = (0.7, 0.3)$, $(\omega_a, \omega_d) = (0.4, 0.1)$. The thick red line is the plot of Eq. (26). The thin green line is the result of a one-time Monte Carlo simulation. The dashed blue line is a 100-times average of Monte Carlo simulations. We set the lattice length to $L = 100$ in the simulation.

The authors thank S. Ichiki and K. Sakai for their useful discussions. This work was supported by JSPS KAKENHI Grant No. 25287026.

-
- [1] C.T. MacDonald, J.H. Gibbs and A.C. Pipkin, *Biopolymers*, **6** 1 (1968).
 - [2] B. Derrida, M.R. Evans, V. Hakim and V. Pasquier *J. Phys. A: Math. Gen.* **26** 1493 (1993).
 - [3] A.B. Kolomeisky, G.M. Schütz, E.B. Kolomeisky and J.P. Straley, *J. Phys. A: Math. Gen.* **31** 6911 (1998).
 - [4] T. Sasamoto, *J. Phys. A: Math. Gen.* **32** 7109 (1999).
 - [5] A. Schadschneider, *Physica A* **285** 101 (2000).
 - [6] A. Schadschneider, D. Chowdhury and K. Nishinari, *Stochastic Transport in Complex Systems: From Molecules to Vehicles* (Elsevier Science, 2010).
 - [7] R.A. Blythe and M.R. Evans, *J. Phys. A: Math. Theor.* **40** R333 (2007).
 - [8] O. Golinelli and K. Mallick, *J. Phys. A: Math. Gen.* **37** 3321 (2004); **38** 1419 (2005); **39** 12679 (2006).
 - [9] R.A. Blythe, M.R. Evans, F. Colaioni and F.H.L. Essler, *J. Phys. A* **33** 2313 (2000).
 - [10] J. Krug, *Phys. Rev. Lett.* **67** 1882 (1991).
 - [11] D. Dhar, *Phase Transit.* **9**, 51 (1987).
 - [12] L.-H. Gwa and H. Spohn, *Phys. Rev. A* **46** 844 (1992).
 - [13] D. Kim, *Phys. Rev. E* **52** 3512 (1995).
 - [14] J. de Gier and F.H. L. Essler, *Phys. Rev. Lett.* **95** 240601 (2005); *J. Stat. Mech.* (2006) P12011; *Phys. Rev. Lett.* **107** 010602 (2011).
 - [15] C. Arita, A. Kuniba, K. Sakai and T. Sawabe, *J. Phys. A* **42** 345002 (2009).
 - [16] K. Motegi, K. Sakai and J. Sato, *J. Phys. A: Math. Theor.* **45** 465004 (2012); *Phys. Rev. E* **85** 042105 (2012).
 - [17] A. Parmeggiani, T. Franosch and E. Frey, *Phys. Rev. Lett.* **90** 086601 (2003); *Phys. Rev. E* **70** 046101 (2004).
 - [18] M.R. Evans, R. Juhász and L. Santen, *Phys. Rev. E* **68** 026117 (2003).
 - [19] T. Mitsudo and H. Hayakawa, *J. Phys. A: Math. Gen.* **39** 15073 (2006).
 - [20] T. Ezaki and K. Nishinari, *J. Phys. A: Math. Theor.* **45** 185002 (2012).
 - [21] R.H. Fowler, *Statistical Mechanics* (Cambridge: Cambridge University Press, 1936).