

A $4/5$ - Approximation Algorithm for the Maximum Traveling Salesman Problem*

Szymon Dudycz[†] Jan Marcinkowski[‡] Katarzyna Paluch[§] and Bartosz Rybicki[¶]

Institute of Computer Science, University of Wrocław

Abstract

In the maximum traveling salesman problem (Max TSP) we are given a complete undirected graph with nonnegative weights on the edges and we wish to compute a traveling salesman tour of maximum weight. We present a fast combinatorial $\frac{4}{5}$ - approximation algorithm for Max TSP. The previous best approximation for this problem was $\frac{7}{9}$. The new algorithm is based on a novel technique of eliminating difficult subgraphs via *half-edges*, a new method of edge coloring and a technique of exchanging edges. A *half-edge* of edge $e = (u, v)$ is informally speaking “a half of e containing either u or v ”.

*Partly supported by Polish National Science Center grant UMO-2013/11/B/ST6/01748

[†]szymon.dudycz@gmail.com

[‡]jasiemarc@stud.cs.uni.wroc.pl

[§]abraka@cs.uni.wroc.pl

[¶]rybicki.bartek@gmail.com

1 Introduction

The maximum traveling salesman problem (Max TSP) is a classical variant of the famous traveling salesman problem. In the problem we are given a complete undirected graph $G = (V, E)$ with nonnegative weights on the edges and we wish to compute a traveling salesman tour of maximum weight. Max TSP, also informally known as the “taxicab ripoff problem” is both of theoretical and practical interest.

Previous approximations of Max TSP have found applications in combinatorics and computational biology: the problem is useful in understanding RNA interactions [21] and providing algorithms for compressing the results of DNA sequencing [20]. It has also been applied to a problem of finding a maximum weight triangle cover of the graph [19] and to a combinatorial problem called *bandpass-2* [22], where we are supposed to find the best permutation of rows in a boolean-valued matrix, so that the weighted sum of structures called *bandpasses* is maximised.

Previous results. The first approximation algorithms for Max TSP were devised by Fisher, Nemhauser and Wolsey [5]. They showed several algorithms having approximation ratio $\frac{1}{2}$ and one having a guarantee of $\frac{2}{3}$. In [10] Kosaraju, Park and Stein presented an improved algorithm having a ratio $\frac{19}{27}$ ([2]). This was in turn improved by Hassin and Rubinstein, who gave a $\frac{5}{7}$ -approximation ([7]). In the meantime Serdyukov [18] presented (in Russian) a simple and elegant $\frac{3}{4}$ -approximation algorithm. The algorithm is deterministic and runs in $O(n^3)$, where n denotes the number of vertices in the graph. Afterwards, Hassin and Rubinstein ([6]) gave a randomized algorithm having expected approximation ratio at least $\frac{25(1-\epsilon)}{33-32\epsilon}$ and running in $O(n^2(n + 2^{1/\epsilon}))$, where ϵ is an arbitrarily small constant. The first deterministic approximation algorithm with the ratio better than $\frac{3}{4}$ was given in [3] by Chen, Okamoto and Wang. It is a $\frac{61}{81}$ -approximation and a nontrivial derandomization of the algorithm from [6] and runs in $O(n^3)$. The currently best known approximation has been given by Paluch, Mucha and Madry [13] and achieves the ratio of $\frac{7}{9}$. Its running time is also $O(n^3)$.

Related Work. It is known that Max-TSP is max-SNP-hard [23], so there exists a constant $\delta < 1$, which is an upper bound on the approximation ratio of any algorithm for this problem. The geometric version of the problem, where all vertices are in R^d and the weight of each edge is defined as the Euclidean distance of its endpoints, was considered in [24]. The algorithm presented in this paper solves the problem exactly in polynomial time, assuming that the number d of dimensions is constant. Moreover, it is quite fast for real-life instances, in which d is small.

Regarding the path version of Max TSP - Max-TSPP (the Maximum Traveling Salesman Path Problem), the approximation algorithms with ratios correspondingly $\frac{1}{2}$ and $\frac{2}{3}$ have been given in [12]. The first one is for the case when both endpoints of the path are specified and the other for the case when only one endpoint is given.

Another related problem is called the maximum scatter TSP (see [25]). In it the goal is to find a TSP tour (or a path) which maximizes the weight of the minimum weight (lightest) edge selected in the solution. The problem is motivated by medical imaging and some manufacturing applications. In general there is no constant approximation for this problem, but if the weights of the edges obey the triangle inequality, then it is possible to give a $\frac{1}{2}$ -approximation algorithm. The paper studies also the more general version of the maximum scatter TSP – the max-min- m -neighbour TSP. The improved approximation results for the max-min-2-neighbour problem have been given in [4].

In the maximum latency TSP problem we are given a complete undirected graph with vertices v_0, v_1, \dots, v_n . Our goal is to find a Hamiltonian path starting at a fixed vertex v_0 , which maximizes the total latency of the vertices. If in a given path P the weight of the i -th edge is w_i , then the

latency of the j -th vertex is $L_j = \sum_{i=1}^j w_i$ and the total latency is defined as $L(P) = \sum_{j=1}^n L_j$. A ratio $\frac{1}{2}$ approximation algorithm for this problem is presented in [26].

Our approach and results. We start with computing a maximum weight *cycle cover* C_{max} of G . A cycle cover of a graph G is a collection of cycles such that each vertex belongs to exactly one of them. The weight of a maximum weight cycle cover C_{max} is an upper bound on opt , where by opt we denote the weight of a maximum weight traveling salesman tour. By computing a maximum weight perfect matching M we get another, even simpler than C_{max} , upper bound – on $opt/2$. From C_{max} and M we build a multigraph G_1 which consists of two copies of C_{max} and one copy of M , i.e., for each edge e of G the multigraph G_1 contains between zero and three copies of e . Thus the total weight of the edges of G_1 is at least $\frac{5}{2} opt$. Next we would like to *path-3-color* G_1 , that is to color the edges of G_1 with three colors, so that each color class contains only vertex-disjoint paths. The paths from the color class with maximum weight can then be patched in an arbitrary manner into a tour of weight at least $\frac{5}{6} opt$.

Technique of eliminating difficult subgraphs via half-edges. However, not every multigraph G_1 can be path-3-colored. For example, a subgraph of G_1 obtained from a triangle t of C_{max} such that M contains one of the edges of t (such triangle is called a *3-kite* (of G_1)) cannot be path-3-colored as, clearly, it is impossible to color such seven edges with three colors and not create a monochromatic triangle. Similarly, a subgraph of G_1 obtained from a square s (i.e., a cycle of length four) of C_{max} such that M contains two edges connecting vertices of s (such square is called a *4-kite* (of G_1)) is not path-3-colorable. To find a way around this difficulty, we compute another cycle cover C_2 *improving* C_{max} *with respect to* M , which is a cycle cover that does not contain any 3-kite or 4-kite of G_1 and whose weight is also at least opt . An important feature of C_2 is that it may contain *half-edges*. A half-edge of an edge e is, informally speaking, a half of the edge e that contains exactly one of its endpoints. Half-edges have already been introduced in [14]. Computing C_2 is done via a novel reduction to a maximum weight perfect matching. It is, to some degree, similar to computing a directed cycle cover without length two cycles in [14], but for Max TSP we need much more complex gadgets.

From one copy of C_2 and M we build another multigraph G_2 with weight at least $\frac{3}{2} opt$. It turns out that G_2 can always be *path-2-colored*. The multigraph G_1 may be non-path-3-colorable - if it contains at least one kite. We notice, however, that if we remove one arbitrary edge from each kite, then G_1 becomes path-3-colorable. The edges removed from G_1 are added to G_2 . As a result, the modified G_2 may stop being path-2-colorable. To remedy this, we in turn remove some edges from G_2 and add them to G_1 . In other words, we find two disjoint sets of edges - a set $F_1 \subseteq G_1$ and a set $F_2 \subseteq G_2$, called *exchange sets* such that the multigraph $G'_1 = G_1 \setminus F_1 \cup F_2$ is path-3-colorable and the multigraph $G'_2 = G_2 \setminus F_2 \cup F_1$ is path-2-colorable. Since G_1 and G_2 have the total weight at least $4 opt$, by path-3-coloring G'_1 and path-2-coloring G'_2 we obtain a $\frac{4}{5}$ - approximate solution to Max TSP.

Edge coloring. The presented algorithms for path-3-coloring and path-2-coloring are essentially based on a simple notion of a *safe edge*, i.e., an edge colored in such a way that it is guaranteed not to belong to any monochromatic cycle, used in an inductive way. The adopted approach may appear simple and straightforward. For comparison, let us point out that the method of path-3-coloring the multigraph obtained from two directed cycle covers described in [9] is rather convoluted.

Generally, the new techniques are somewhat similar to the ones used for the directed version of the problem - Max ATSP in [15]. We are convinced that they will prove useful for other problems related with TSP, cycle covers or matchings.

The main result of the paper is

Theorem 1 *There exists a $\frac{4}{5}$ -approximation algorithm for Max TSP. Its running time is $O(n^3)$.*

2 Path-3-coloring of G_1

We compute a maximum weight cycle cover C_{max} of a given complete undirected graph $G = (V, E)$ and a maximum weight perfect matching M of G . We are going to call cycles of length i , i.e., consisting of i edges *i -cycles*. Also sometimes 3-cycles will be called **triangles** and 4-cycles – **squares**. The multigraph G_1 consists of two copies of C_{max} and one copy of M . We want to color each edge of G_1 with one of three colors of $\mathcal{K}_3 = \{1, 2, 3\}$ so that each color class consists of vertex-disjoint paths. The *graph* G_1 is a subgraph of the *multigraph* G_1 that contains an edge (u, v) iff the multigraph G_1 contains an edge between u and v . The path-3-coloring of G_1 can be equivalently defined as coloring each edge of (the graph) G_1 with the number of colors equal to the number of copies contained in the multigraph G_1 . From this time on, unless stated otherwise, G_1 denotes a graph and not a multigraph.

We say that a colored edge e of G_1 is **safe** if no matter how we color the so far uncolored edges of G_1 e is guaranteed not to belong to any monochromatic cycle of G_1 . An edge e of M is said to be **external** if its two endpoints belong to two different cycles of C_{max} . Otherwise, e is **internal**. We say that an edge e is incident to a cycle c if it is incident to at least one vertex of c .

We prove the following useful lemma.

Lemma 1 *Consider a partial coloring of G_1 . Let c be any cycle of C_{max} such that for each color $k \in \mathcal{K}_3$ there exists an edge of M incident to c that is colored k . Then we can color c so that each edge of c and each edge incident to one of the edges of c is safe.*

Proof. The proposed procedure of coloring c is as follows.

If there exists an edge of c that also belongs to M , we color it with all three colors of \mathcal{K}_3 . For each uncolored edge of M incident to c , we color it with an arbitrary color of \mathcal{K}_3 . Next, we orient the edges of c (in any of the two ways) so that c becomes a directed cycle c . Let $e = (u, v)$ be any uncolored edge of c oriented from u to v . Then, there exists an edge e' of M incident to u . If e' is contained in c , then we color e with any two colors of \mathcal{K}_3 . Otherwise e' is colored with some color k of \mathcal{K}_3 . Then we color e with the two colors belonging to $\mathcal{K}_3 \setminus k$.

First, no vertex of c has three incident edges colored with the same color, as for each vertex its outgoing edge is colored with different colors than an incident matching edge. Second, as for each color $k \in \mathcal{K}_3$ there is a matching edge incident to c colored with k , there exists an edge of c that is not colored k , thus c does not belong to any color class, i.e. there exists no color $k \in \mathcal{K}_3$ such that each edge of c is colored with k . Let us consider now any edge $e = (u, v)$ of M incident to some edge of c and not belonging to c . The edge e is colored with some color k . Suppose also that vertex u belongs to c (v may belong to c or may not belong to c .) Let u' be any other vertex of c such that some edge of $M \setminus C_{max}$ colored k is incident to it (u' may be equal to v if e is internal). To show that e is safe, it suffices to show that there exists no path consisting of edges of $c \cup M$ that connects u and u' and whose every edge is colored k . However, by the way we color edges of c we know that the outgoing edges of u and u' are not colored with k because of the way we oriented the cycle, there is no path connecting u and u' contained in c that starts and ends with incoming edge. \square

For each cycle c of C_{max} we define its **degree of flexibility** denoted as $flex(c)$ and its **colorfulness**, denoted as $col(c)$. The degree of flexibility of a cycle c is the number of internal edges of M incident to c and the colorfulness of c is the number of colors of \mathcal{K}_3 that are used for coloring the external edges of M incident to c .

From Lemma 1 we can easily derive

Lemma 2 *If a cycle c of C_{max} is such that $flex(c) + col(c) \geq 3$, then we can color c so that each edge of c and each edge incident to one of the edges of c is safe.*

Sometimes, even if a cycle c of C_{max} is such that $flex(c) + col(c) < 3$, we can color the edges of c so that each of them is safe. For example, suppose that c is a square consisting of edges e_1, \dots, e_4 and there are four external edges of M incident to c , all colored 1. Suppose also that each external edge incident to c is already safe. Then we can color e_1 with 1 and 2, e_3 with 1 and 3 and both e_2 and e_4 with 2 and 3. We can notice that e_1 is guaranteed not to belong to a cycle colored 1 because external edges incident to e_1 are colored 1 and are safe. Analogously, we can easily check that each other edge of c is safe. However, for example, a triangle t of C_{max} that has three external edges of M incident to it, all colored with the same color of \mathcal{K}_3 , cannot be colored in such a way that it does not contain a monochromatic cycle.

Consider a cycle c of C_{max} such that every external edge of M incident to c is colored. We say that c is **non-blocked** if and only if (1) $flex(c) + col(c) \geq 3$ or (2) c contains at least $3 - flex(c) - col(c)$ vertex-disjoint edges, each of which has the property that it has exactly two incident external edges of M and the two external edges of M incident to it are colored with the same color of \mathcal{K}_3 or (3) c is a square such that $flex(c) = 1$.

Otherwise we say that c is **blocked**. We can see that a cycle c of C_{max} is blocked if

- c is a triangle and all external edges of M incident to c are colored with the same color of \mathcal{K}_3 ,
- c is a square with two internal edges of M incident to it ($flex(c) = 2$),
- c is a cycle of even length, $flex(c) = 0$ and there exist two colors $k_1, k_2 \in \mathcal{K}_3$ such that external edges of M incident to c are colored alternately with k_1 and k_2 .

Among blocked cycles we distinguish kites. We say that a cycle c is a **kite** if it is a triangle such that $flex(c) = 1$ and then we call it a **3-kite** or it is a square such that $flex(c) = 2$ - called a **4-kite**. A cycle of C_{max} which is not a kite is called **unproblematic**.

Now, we are ready to present the algorithm for path-3-coloring G_1 .

Lemma 3 *Let c be an unproblematic cycle of C_{max} that at some step of Algorithm Color G_1 has the fewest uncolored external edges incident to it. Then, it is always possible to color all uncolored external edges incident to c so that no unproblematic cycle of C_{max} becomes blocked. Moreover, if c has at least two uncolored ext. edges incident to c then, additionally, it is always possible to do it in such a way that $flex(c) + col(c) \geq 3$. If c has exactly one uncolored external edge e of M incident to it, then we can color e so that $flex(c) + col(c) \geq 3$ or so that e is safe.*

Proof. If c has at least two uncolored external edges of M incident to it, then we can use at least two different colors for coloring the edges. Moreover if $flex(c) = 0$, then we can choose them in such a way that $col(c) = 3$, i.e. so that for every color $k \in \mathcal{K}_3$ at least one external edge of M incident

Algorithm 1 Color G_1

```
while  $\exists$  an uncolored external edge  $e$  of  $M$  do
   $c \leftarrow$  an unproblematic uncolored cycle of  $C_{max}$  with the fewest uncolored external edges
  incident to  $e$ 
  color uncolored external edges incident to  $c$  so that no unproblematic cycle of  $C_{max}$  becomes
  blocked and if possible,
  so that  $flex(c) + col(c) \geq 3$ 
  color  $c$  using Lemma 4 and internal edges incident to it in such a way, that each edge incident
  to  $c$  is safe
end while
while  $\exists c$  – an unproblematic, uncolored cycle of  $C_{max}$  do
  color  $c$  and internal edges incident to it in such a way, that each edge incident to  $c$  is safe
end while
```

to c is colored with k . At this stage, every other uncolored cycle c' of C_{max} has also at least two uncolored external edges of M incident to it. Therefore c' is in danger of becoming blocked only if it has an even number of incident external edges of M , all of them are colored with the same two colors, say k_1 and k_2 , in an alternate way and it has exactly two incident uncolored external edges e_1, e_2 of M . However, even if we would like to also use k_1 and k_2 for coloring the external edges of M incident to c , we can do it in such a way that c' does not become blocked, because, as one can easily see, one of the ways of coloring e_1 and e_2 with k_1 and k_2 does not make c' blocked.

If c has exactly one uncolored external edge e of M incident to it and c is in danger of becoming blocked, then either c is a triangle whose two other incident external edges are colored with the same color of \mathcal{K}_3 or c has even length and all of its incident external edges of M are colored with the same two colors in an alternate way. In each of these cases we have a choice and can color e with one of two colors so that c does not become blocked. If e is incident to a cycle c' that is also in danger of becoming blocked, then with respect to c' we can also color e with one of two colors of \mathcal{K}_3 so that it does not become blocked. As the intersection of two two-element subsets of \mathcal{K}_3 is always nonempty, we can color e , say with k , so that no cycle of C_{max} becomes blocked. As all other external edges of c were safe, then e is also safe. \square

From the above lemma we get

Corollary 1 *After all external edges are colored, each of them is incident to a cycle c of C_{max} such that $flex(c) + col(c) \geq 3$ or is safe.*

We say that a cycle c of G_1 is a **subcycle** of cycle c' of C_{max} if it goes only through vertices that belong to c' .

Lemma 4 *Let c be an unproblematic and non-blocked cycle of C_{max} whose all incident external edges of M are already colored and safe. Then it is always possible to color c and internal edges incident to c in such a way that each edge incident to c is safe.*

Proof. If c is such that $flex(c) + col(c) \geq 3$, then by Lemmas 1 and 2, the claim holds. Now let us first prove that if c is not blocked and $flex(c) + col(c) < 3$, then it is always possible to color the edges of c so that no color class contains all edges of any subcycle of c .

Case 1: All edges of M incident to c are colored with the same color, say k .

We can then assume that all edges of M incident to c are external. (Otherwise we would have colored internal edges of M with a different color than k .) c must have length at least 4. (Otherwise it would be blocked.) Let k_1, k_2 denote the two colors of $\mathcal{K}_3 \setminus k$. We choose two nonadjacent edges of c , color one of them with k and k_1 and the other with k and k_2 . The remaining edges of c are colored with k_1 and k_2 .

Case 2: All edges of M incident to c are colored with two colors, say k_1 and k_2 .

We can assume that either (1) c has no incident internal edges of M or (2) that it has exactly one incident internal edge of M and all external edges of M incident to c are colored in the same way.

Let k denote the color belonging to $\mathcal{K}_3 \setminus \{k_1, k_2\}$ and assume that c goes through vertices v_1, v_2, \dots, v_s in the given order. Then let v_i denote a vertex of c such that edges of M incident to v_{i-1} and v_i are colored in the same way, say with k_1 , and v_{i+1} is colored with k_2 . Then for each $j \neq i$ we color edge (v_j, v_{j+1}) of c with colors belonging to $\mathcal{K}_3 \setminus k'$, where k' denotes the color used on an edge of M incident to v_j . Edge (v_i, v_{i+1}) is going to be colored with k_1 and k_2 .

We colored the edges, so that there is no monochromatic cycle on edges of c and internal matching edges. Therefore, together with the safety of all external edges, it ensures the safety of all internal edges. \square

3 A cycle cover improving C_{max} with respect to M

Since C_{max} may contain kites, we may not be able to path-3-color G_1 . Therefore, our next aim is to compute another cycle cover C_2 of G such that it does not contain any cycle of C_{max} which is problematic and whose weight is an upper bound on OPT . Since computing such C_2 may be hard, we relax the notion of a cycle cover and allow C_2 to contain **half-edges**. A half-edge of the edge e is informally speaking a half of the edge e that contains exactly one of the endpoints of e . Let us also point out here that C_2 may contain kites which do not belong to C_{max} . To be able to give a formal definition of such a relaxed cycle cover, we introduce a graph \tilde{G} . We say that an edge (u, v) is **problematic** if u and v belong to the same kite. An edge connecting vertices of a kite c is also said to be a problematic edge of c . A 3-kite has no diagonals and a 4-kite has two diagonals. $\tilde{G} = (\tilde{V}, \tilde{E})$ is the graph obtained from G by splitting each problematic edge (u, v) with a vertex $x_{\{u,v\}}$ into two edges $(u, x_{\{u,v\}})$ and $(x_{\{u,v\}}, v)$, each with weight $\frac{1}{2}w(u, v)$. Each of the edges $(u, x_{\{u,v\}})$ and $(x_{\{u,v\}}, v)$ of \tilde{G} is said to be a **half-edge of the edge (u, v) of G** . In what follows, when we speak of an edge of a kite, we mean an edge of the original graph G .

Definition 1 A **relaxed cycle cover improving C_{max} with respect to M** is a subset $\tilde{C} \subseteq \tilde{E}$ such that

- (i) each vertex in V has exactly two incident edges in \tilde{C} ;
- (ii) for each 3-kite t of C_{max} the number of half-edges of the edges of t contained in \tilde{C} is even and not greater than four;
- (iii) for each 4-kite s of C_{max} the number of half-edges of the edges or diagonals of s contained in \tilde{C} is even and not greater than six.

To compute a relaxed cycle cover C_2 improving C_{max} with respect to M we construct the following graph $G' = (V', E')$. The set of vertices V' is a superset of the set of vertices V of G . For each problematic edge (u, v) of G we add two vertices $x_{\{u,v\}}^u, x_{\{u,v\}}^v$ to V' and edges $(u, x_{\{u,v\}}^u), (x_{\{u,v\}}^v, v)$ to E' . For each problematic edge (u, v) which is not a diagonal of a 4-kite we add also an edge $(x_{\{u,v\}}^u, x_{\{u,v\}}^v)$. The edge $(x_{\{u,v\}}^u, x_{\{u,v\}}^v)$ has weight 0 in G' and each of the edges $(u, x_{\{u,v\}}^u), (x_{\{u,v\}}^v, v)$ has weight $\frac{1}{2}w(u, v)$. Each of the vertices $x_{\{u,v\}}^u, x_{\{u,v\}}^v$ is called a **splitting vertex of the edge** (u, v) . For each edge (u, v) of G which is not problematic we add an edge (u, v) to E' with weight $w(u, v)$.

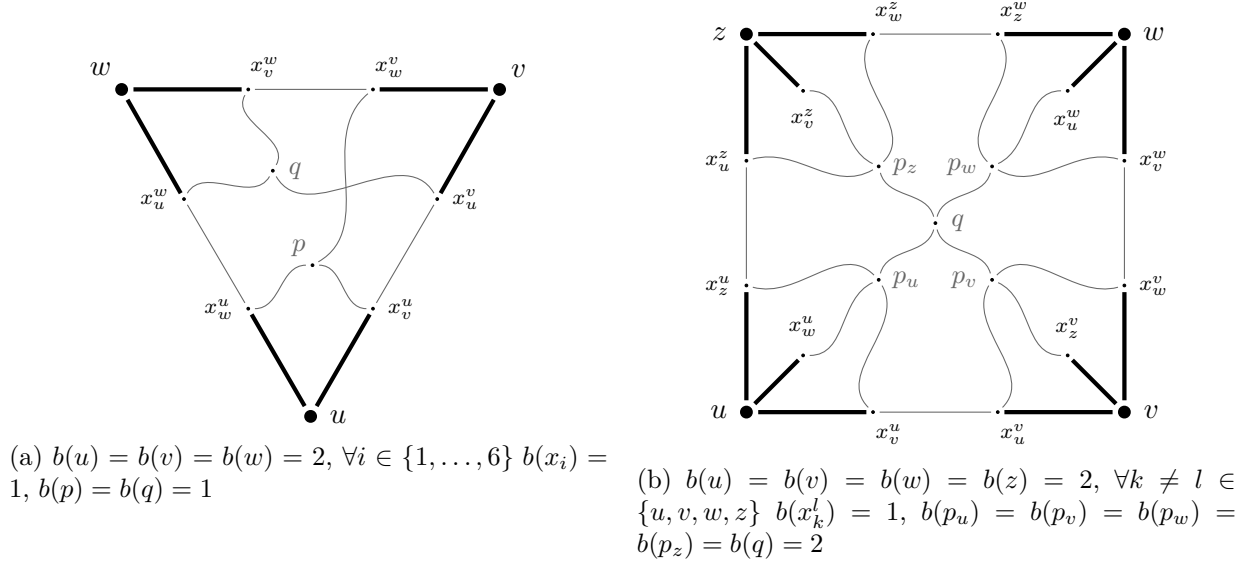


Figure 1: Gadgets for 3-kites (a) and 4-kites (b) of G_1 in graph G . Half-edges corresponding to the original edges are thickened, the auxiliary edges are thin. Original vertices (thick dot) are connected with all the other original vertices of graph G . The auxiliary vertices have no connections outside of the gadget. The figures are subtitled with the specifications of $b(v)$ values for different vertices. For a vertex t with $b(t) = i$, the resulting b-matching will contain exactly i edges ending in t .

Next we build so-called gadgets. For each 3-kite t on vertices u, v, w we add two vertices p^t, q^t to V' . Let's assume that u is incident to external edge of M . Vertex p^t is connected to the splitting vertices of edges of t that are neighbors of u , i.e. to vertices $x_{\{u,v\}}^u, x_{\{u,w\}}^u$ and to vertex $x_{\{v,w\}}^v$. Vertex q^t is connected to every other splitting vertex of t , i.e. $x_{\{u,w\}}^w, x_{\{v,w\}}^w, x_{\{u,v\}}^v$. All edges incident to vertices p^t, q^t have weight 0 in G' .

For each 4-kite of C_{max} on vertices u, v, w, z we add five vertices $p_u^s, p_v^s, p_w^s, p_z^s, q^s$ to V' . Vertex p_u^s is connected to the splitting vertices of edges of s that are neighbors of u , i.e. to vertices $x_{\{u,v\}}^u, x_{\{u,w\}}^u, x_{\{u,z\}}^u$. Vertices p_v^s, p_w^s, p_z^s are connected analogously. Vertex q is connected to vertices $p_u^s, p_v^s, p_w^s, p_z^s$. All edges incident to vertices $p_u^s, p_v^s, p_w^s, p_z^s, q^s$ have weight 0.

We will reduce the problem of computing a relaxed cycle cover improving C_{max} with respect to M to the problem of computing a perfect b-matching of the graph G' . We define the function $b : V' \rightarrow \mathcal{N}$ in the following way. For each vertex $v \in V$ we set $b(v) = 2$. For each splitting vertex v' of some problematic edge we set $b(v') = 1$. For all vertices p^t and q^t , where t denotes a 3-kite of C_{max} we have $b(p^t) = b(q^t) = 1$. For all vertices p_u^s and q^s , where s denotes a 4-kite of C_{max} and u

one of its vertices we have $b(p_u^s) = b(q^s) = 2$.

Theorem 2 *Any perfect b -matching of G' yields a relaxed cycle cover C_2 improving C_{max} with respect to M . A maximum weight perfect b -matching of G' yields a relaxed cycle cover C_2 improving C_{max} with respect to M such that $w(C_2) \geq OPT$.*

Proof. First we show that any perfect b -matching of G' yields a relaxed cycle cover improving C_{max} with respect to M . Let B be any perfect b -matching of G' . B defines $C_2 \subseteq \tilde{E}$ as follows. A half-edge $(u, x_{\{u,v\}}^u)$ is contained in C_2 iff edge $(u, x_{\{u,v\}}^u)$ of G' is contained in B . A non-problematic edge (u, v) is contained in C_2 iff (u, v) is contained in B . Since $b(v) = 2$ for any vertex v of V , we can see that the property (i) of Definition 1 is satisfied.

Consider now an arbitrary 3-kite t of C_{max} . There are 3 problematic edges of t and thus six half-edges. Suppose that t is on vertices u, v, w . We can notice that a half-edge $(u, x_{\{u,v\}}^u)$ is not contained in C_2 iff a splitting vertex $x_{\{u,v\}}^u$ is connected in B to one of the vertices p^t, q^t or to a splitting vertex $x_{\{u,v\}}^v$. Since p^t and q^t are connected to one splitting vertex each, at most 4 half-edges of the problematic edges of t are contained in B . If a splitting vertex $x_{\{u,v\}}^u$ is connected in B to $x_{\{u,v\}}^v$, then both half-edges of the edge (u, v) are excluded from C_2 . This shows that the number of half-edges of problematic edges of t contained in C_2 is even.

Consider now an arbitrary problematic square s of C_{max} . There are six problematic edges of s and thus twelve half-edges of these edges. Suppose that s is on vertices u, v, w, z . We can notice that a half-edge $(u, x_{\{u,v\}}^u)$ is not contained in C_2 iff a splitting vertex $x_{\{u,v\}}^u$ is not matched to u in B . Thus a half-edge $(u, x_{\{u,v\}}^u)$ does not occur in C_2 iff a splitting vertex $x_{\{u,v\}}^u$ is connected in B to one of the vertices $p_u^s, p_v^s, p_w^s, p_z^s$ or to a splitting vertex $x_{\{u,v\}}^v$. Since q is connected to two of the vertices $p_u^s, p_v^s, p_w^s, p_z^s$ and $b(p_u^s) = b(p_v^s) = b(p_w^s) = b(p_z^s) = 2$, exactly six splitting vertices of the problematic edges of s are connected in B to vertices $p_u^s, p_v^s, p_w^s, p_z^s$. This means that at least six half-edges of the problematic edges of s are not contained in B . If a splitting vertex $x_{\{u,v\}}^u$ is connected in B to $x_{\{u,v\}}^v$, then both half-edges of the edge (u, v) are excluded from C_2 . This shows that the number of half-edges of problematic edges of s contained in C_2 is even.

In order to show that $w(C_2) \geq OPT$ it suffices to prove the following lemma.

Lemma 5 *Every cycle cover not containing kites of G_1 corresponds to some perfect b -matching of G' .*

The proof is in Section 10 □

4 Exchange sets F_1, F_2 and path-2-coloring of G'_2

We construct a multigraph G_2 from one copy of a relaxed cycle cover C_2 and one copy of a maximum weight perfect matching M . Since C_2 may contain half-edges and we want G_2 to contain only edges of G , for each half-edge of edge (u, v) contained in C_2 , we will either include the whole edge (u, v) in G_2 or not include it at all. While doing so we have to ensure that the total weight of the constructed multigraph G_2 is at least $\frac{3}{2}opt$.

The main idea behind deciding which half-edges are extended to full edges and included in G_2 is that we compute two sets Z_1 and Z_2 such that for each kite in G_1 half of the edges containing half-edges belongs to Z_1 and the other half to Z_2 . (Note that by Lemma ?? each kite in G_1 contains

an even number of half-edges in C_2 .) Let $I(C_2)$ denote the set consisting of whole edges of G contained in C_2 . This way $w(C_2) = w(I(C_2)) + \frac{1}{2}(w(Z_1) + w(Z_2))$. Next, let Z denote the one of the sets Z_1 and Z_2 with maximum weight. Then G_2 is defined as a multiset consisting of edges of M , edges of $I(C_2)$ and edges of Z . We obtain

Fact 1 *The total weight of the constructed multigraph G_2 is at least $\frac{3}{2}opt$.*

Proof. The weight of M is at least $\frac{1}{2}opt$. The weight of $w(C_2) = w(I(C_2)) + \frac{1}{2}(w(Z_1) + w(Z_2))$ is at least opt . Since $w(Z) = \max\{w(Z_1), w(Z_2)\}$, we obtain that $w(I(C_2)) + w(Z) \geq w(C_2)$. \square

Since C_{max} contains at least one kite, G_1 is non-path-3-colorable. We can notice, however, that if we remove one edge from each kite from the multigraph G_1 , then the obtained multigraph is path-3-colorable.

If we manage to construct a set F_1 with one edge per each kite such that additionally the multigraph $G_2 \cup F_1$ is path-2-colorable, then we have a $\frac{4}{5}$ -approximation of Max TSP. Since computing such F_1 may be difficult, we allow, in turn, certain edges of C_2 to be removed from G_2 and added to G_1 . Thus, roughly, our goal is to compute such disjoint sets F_1, F_2 that:

1. $F_1 \subset C_{max}$ contains at least one edge of each kite;
2. for each kite c , $F_2 \subset I(C_2)$ contains exactly one edge not contained in c ;
3. the multigraph $G'_1 = G_1 \setminus F_1 \cup F_2$ is path-3-colorable;
4. the multigraph $G'_2 = G_2 \setminus F_2 \cup F_1$ is path-2-colorable.

Let F_1 and F_2 be two sets of edges that satisfy properties 1. and 2. of the above. Then the set of edges $C'_2 = (I(C_2) \cup Z \cup F_1) \setminus F_2$ can be partitioned into ***cycles and paths of G'_2*** , where G'_2 denotes the resulting multigraph $G_2 \setminus F_2 \cup F_1$. The partition of C'_2 into cycles and paths is carried out in such a way that two incident edges of C'_2 belonging to a common path or cycle of C_2 , belong also to a common path or cycle of C'_2 (and G'_2). Also, the partition is maximal, i.e., we cannot add any edge e of C'_2 to any path p of G'_2 so that $p \cup \{e\}$ is also a path or cycle of G'_2 .

We say that e is a ***double edge*** of G'_2 , or that e is ***double***, if the multigraph G'_2 contains two copies of e . In any path-2-coloring of G'_2 every double edge must have both colors of \mathcal{K}_2 assigned to it.

We observe that in order for G'_2 to be path-2-colorable, we have to guarantee that there does not exist a cycle c of G'_2 of odd length l that has l incident double edges. Since every two consecutive edges of c are incident to some double edge, they must be assigned different colors of \mathcal{K}_2 and because the length of c is odd, this is clearly impossible. The way to avoid this is to choose one edge of each such potential cycle and add it to F_2 .

We say that a path p of G'_2 beginning at w and ending at v is ***amenable*** if (i) neither v nor w has degree 4 in G'_2 or (ii) v has degree 4, w has degree smaller than 4 and p ends with a double edge, the last-but-one edge of p is a double edge or the last-but-one and the last-but-three vertices in p are matched in M .

It turns out that G'_2 that does not contain odd cycles described above and whose every path is amenable is path-2-colorable - we show it in Section 8. To facilitate the construction of G'_2 , whose every path is amenable and to ensure that F_1 and F_2 have certain other useful properties we create

two opposite orientations of $I(C_2)$: D_2 and $opp(D_2)$. In each of these orientations $I(C_2)$ contains directed cycles and paths and each kite has the same number of incoming and outgoing edges. (This can be achieved by pairing the endpoints of paths ending at the same kite and combining them. For example, if C_2 contains half-edges $h_1 = (u, x_{\{u,v\}}^u)$ and $h_2 = (w, x_{\{u,w\}}^w)$ of a certain 3-kite t and edges $e_1 = (u', u)$, $e_2 = (w', w)$, then in the orientation in which e_1 is directed from u' to u the edge e_2 must be directed from w' to w .) Apart from whole edges C_2 contains also half-edges. Let $H(C_2)$ denote the set of edges of G such that C_2 contains exactly one half-edge of each of these edges. We partition $H(C_2)$ into two sets Z_1, Z_2 so that for each kite c half of the edges of $H(C_2)$ is contained in Z_1 and the other half in Z_2 . With each of the orientations $D_2, opp(D_2)$ we associate one of the sets Z_1, Z_2 . Thus, we assume that D_2 contains Z_1 , with the edges of Z_1 being oriented in a consistent way with the edges of $I(C_2)$ under orientation D_2 , and $opp(D_2)$ contains Z_2 , with its edges being oriented accordingly. The exact details of the construction of Z_1 and Z_2 are given in the proof of Lemma 6.

Depending on which of the sets Z_1, Z_2 has bigger weight, we either choose the orientation D_2 or $opp(D_2)$. Hence, from now on, we assume that the edges of $I(C_2) \cup Z$ are directed.

Lemma 6 *It is possible to compute sets F_1, F_2 such that they and the resulting G'_2 satisfy:*

1. $F_1 \subset C_{max} \setminus ((Z \cup I(C_2)) \cap M)$;
2. $F_2 \subseteq I(C_2) \cup Z$;
3. for each kite c , (i) the set F_1 contains exactly one edge of c and the set F_2 contains zero edges of c or (ii) (it can happen only for 4-kites) the set F_1 contains exactly two edges of c and the set F_2 contains one edge of $c \setminus M$;
4. for each kite c the set F_2 contains exactly one outgoing edge of c ;
5. for each kite c and each vertex v of c the number of edges of F_2 incident to v is at most one greater than the number of edges of F_1 incident to v ;
6. there exists no cycle of G'_2 of odd length l that has l double edges incident to it;
7. each path of G'_2 is amenable.

The property 1. of this lemma guarantees that G'_2 does not contain more than two copies of any edge. We show in Appendix 8 that properties 6. and 7. are essentially sufficient for the multigraph G'_2 to be path-2-colorable. Properties 4. and 5. will be helpful in finding a path-3-coloring of G'_1 . Property 5. ensures that no vertex v has six incident edges in G'_1 .

The proof of this lemma is given in Section 9.

The path-2-coloring of G'_2 is quite similar to the path-3-coloring of G_1 . It is described in Section 8.

5 Completing the path-coloring of G

After the construction and path-2-coloring of G'_2 we are presented with the task of extending the partial path-3-coloring of G_1 to the complete path-3-coloring of G'_1 . In particular, we have to color

the edges of kites, edges of F_2 that have been added during the construction of G'_2 and external edges of M incident to 3-kites, called *tails*. A tail incident to a 3-kite t is said to be a *tail of t* .

Let us now describe the set of uncolored edges of G'_1 in more detail. Each one of them is incident to some kite and has either (1) two endpoints belonging to the same kite c (an internal edge of c), or (2) one of its endpoints belongs to some kite c and the other does not belong to any kite (an external edge of c) or (3) its endpoints belong to two different kites c and c' (an external edge both of c and c'). Let t denote a 3-kite. Then by Lemma 6 exactly one edge of t belongs to F_1 , no edge of t belongs to F_2 and there also exists exactly one edge in $e \in F_2$ that is an outgoing edge of t , i.e., e is an external edge of t and is directed from an endpoint belonging to t in $I(C_2)$. F_2 may also contain up to three incoming edges of t , each one incident to a different vertex of t . Any incoming edge of t is also an outgoing edge of some other kite. A tail of t is also uncolored in G'_1 .

Each uncolored edge e of G'_1 has a requirement $d(e)$ denoting the number of colors of \mathcal{K}_3 that must be assigned to it. Then for any edge e contained in some 3-kite, $d(e) = 3$ if $e \in M \setminus F_1$, $d(e) = 1$ if $e \in F_1 \setminus M$ and $d(e) = 2$ otherwise. Thus, for each 3-kite t we have to color exactly six of its edges in the *multigraph* G'_1 .

Let s denote a 4-kite. Then by Lemma 6 either (1) exactly one edge of s belongs to F_1 and no edge of s belongs to F_2 or (2) exactly two edges of s belong to F_1 and one edge of s belongs to F_2 . There also exists exactly one edge $e \in F_2$ that is an outgoing edge of s . F_2 may also contain up to four incoming edges of s , each one incident to a different vertex of s . For any edge e belonging to some 4-kite, $d(e) = 3$ if $e \in M \setminus F_1$ or $e \in F_2$, $d(e) = 1$ if $e \in F_1 \setminus M$ and $d(e) = 2$ otherwise. Thus, for each 4-kite s we have to color exactly nine of its edges in the *multigraph* G'_1 .

Each uncolored external edge e in G'_1 has requirement $d(e) = 1$. Let H denote the subgraph of G'_1 comprising all edges with positive requirement.

We need to assign colors of \mathcal{K}_3 to edges of H (or, in other words, color edges of H with colors of \mathcal{K}_3) in such a way that each color class in the whole graph G'_1 forms a collection of disjoint paths. The coloring of edges of H is an extension of the already existing partial path-3-coloring of G_1 . Therefore, for some edges there exist restrictions on colors of \mathcal{K}_3 that can be assigned to them. Consider any vertex v that does not belong to any kite and that has one or two incident edges in H . If v has an incident tail in H , then it has exactly two incident edges in $G'_1 \setminus H$ that are colored with two different pairs of colors of \mathcal{K}_3 (while path-3-coloring G_1 we can easily guarantee that two consecutive edges of C_{max} incident to v such that an edge of M incident to v is also incident to a 3-kite are colored with two different pairs of colors). Let these pairs of colors be $\{k_1, k_2\}$ and $\{k_2, k_3\}$. Hence any edge of H incident to v may be colored only with k_1 or k_3 - we associate with v a two-element subset $Z(v) = \{k_1, k_3\}$. Moreover, if v has two incident edges in H and we color one of them with k_1 , then the other one *must* be colored with k_3 . If v does not have an incident tail in H , then it has at most one incident edge in H and exactly five edges in the *multigraph* G_1 as well as in the *multigraph* $G'_1 \setminus H$. In this case there exists exactly one color k of \mathcal{K}_3 that can be assigned to an edge of H incident to v and we associate a one-element subset $Z(v) = \{k\}$ with v .

Let t be a 3-kite. Then a vertex of t incident to its tail is called a *foot vertex (oft)*. If $e' \in F_1 \cap t$ is incident to the foot vertex of t , then t is said to be *vertical*; otherwise it is *horizontal*. Two 3-kites t_1 and t_2 having a common tail are called *twins*. Also, each one of them is called a twin and t_1 is said to be a *brother of t_2* . A 3-kite that is not a twin is said to be *non-twin*.

Some of the edges contained in H are directed. The directions of edges of H satisfy:

1. each internal edge is undirected (i.e., each edge contained in a kite);

2. the direction of each edge of F_2 is the same as in $I(C_2)$; the properties of edges of F_2 are described in Lemma 6 in properties (3), (4) and (5);
3. a tail of two twins is undirected; otherwise, a tail of a 3-kite t is an incoming edge of t . (It may happen that a tail e of some 3-kite belongs also to $I(C_2)$ and F_2 . Then G'_1 contains two copies of e , each one with the requirement $d(e) = 1$ and the copy corresponding to a tail is treated as a tail and the other copy is treated as an external directed edge.)

From graph H we build a graph I by shrinking each kite to a single vertex. Each vertex of I that corresponds to a kite in H is called, respectively a ***t-vertex*** (if it is a 3-kite) or an ***s-vertex*** (if it is a 4-kite); each remaining vertex is called an ***o-vertex***. In any coloring of I or H , we say that an o-vertex v is ***respected*** if any edge incident to v is assigned a color belonging to $Z(v)$ and if there are two edges incident to v , then they have different colors assigned to them.

To ***pre-color*** a directed cycle or path r of I means to color each of its edges with a color of \mathcal{K}_3 so that each o-vertex of r is respected. To ***color a kite*** c means to color each edge e of c with $d(e)$ colors of \mathcal{K}_3 .

We are going to color the edges of H in portions - by considering directed cycles and paths in I . For each such cycle or path we will color its edges as well as some of the kites corresponding to its vertices. To be able to talk more precisely about these operations we introduce below the notions of ***processing*** a directed cycle or path r in I and ***step-processing*** a vertex v on r . Processing a directed cycle or path r in I consists in step-processing each of its vertices on r .

Definition 2 *Let r be a directed cycle or path in I and v a vertex on r that has an outgoing edge that belongs to r .*

To step-process v (or in case v corresponds to a kite c , to step-process c) on r means:

- *if an outgoing edge of v is uncolored - to color it,*
- *if v has an incoming edge contained in r - to color it,*
- *if v corresponds to a kite c - to color the kite c unless c is a horizontal twin, whose brother has not been step-processed (on any directed cycle or path in I),*
- *if v corresponds to a non-twin 3-kite t - to color the tail of t ,*
- *if v corresponds to a twin 3-kite t , whose brother t' has already been step-processed - to color the common tail of t and t' and in case t' has not already been colored, to color t' ,*
- *to carry out the above so that each color class forms a collection of vertex-disjoint paths in G'_1 and so that each o-vertex in I is respected.*

To ***process*** a directed path r in I that goes through vertices v_1, \dots, v_k and directed from v_k to v_1 means to step-process each of the vertices v_2, \dots, v_k in turn, starting from v_2 . When we process such a path, then we start the step-processing v_2 by coloring an outgoing edge of v_2 incident also to v_1 . We then continue step-processing v_2 and afterwards, proceed to step-processing v_3 , then v_4 and so on. If v_i and v_j of r correspond to twins t_i and t_j such that t_i is horizontal and considered before t_j on r , then while step-processing t_i we only color the edges incident to v_i and leave t_i and its tail uncolored. When we come to v_j , we color the incoming edge of r incident to v_j and both twins t_i

and t_j and their common tail. In an analogous way we define the processing of a directed cycle r in I - we start from step-processing any vertex on r and continue with step-processing subsequent vertices along r .

Let us notice that if a vertex v corresponding to a kite c has not been step-processed, then c is uncolored and either (1) every external edge of c is also uncolored or (2) an outgoing edge of c is colored because we have just step-processed v' on some directed path or cycle r such that r contains an edge (v, v') ; apart from this every other external edge of c is uncolored. Also, a given vertex v has exactly one outgoing edge in I but may belong to more than one directed path in I or it may belong to a directed cycle and some directed path(s) in I . However, in Algorithm 2 the first time we encounter v while processing a directed cycle or path, we will step-process it, because each considered directed path is maximal under inclusion. If we encounter v again while processing a different cycle or path, we will just color some of its incoming edges (and possibly a tail and so on) but will not step-process v again.

Algorithm 2 Color H

```

while  $\exists$  a directed cycle in  $I$  do
    process it and remove its edges from  $I$ 
end while
while  $\exists$  a directed maximal path in  $I$  do
    process it and remove its edges from  $I$ 
end while

```

In Section 7 we prove that every directed cycle or path can be processed.

6 Summary

Algorithm MaxTSP

1. Compute a cycle cover C_{max} of G of maximum weight and a perfect matching M of G of maximum weight.
2. Let G_1 denote a multigraph obtained from two copies of C_{max} and one copy of M - its weight is at least $\frac{5}{2}opt$. Path-3-color G_1 with colors of $\mathcal{K}_3 = \{1, 2, 3\}$ leaving kites and edges of M incident to kites uncolored.
3. Compute a maximum weight relaxed cycle cover C_2 improving C_{max} with respect to M .
4. Let G_2 denote a multigraph obtained from one copy of C_2 and one copy of M - its weight is at least $\frac{3}{2}opt$. Compute the sets of edges $F_1 \subset C_{max}$, $F_2 \subset C_2$ such that the multigraph $G'_1 = G_1 \setminus F_1 \cup F_2$ is path-3-colorable and the multigraph $G'_2 = G_2 \setminus F_2 \cup F_1$ is path-2-colorable (i.e. F_1, F_2 are as in Lemma 6).
5. Path-2-color G'_2 with colors of $\mathcal{K}_2 = \{4, 5\}$.
6. Extend the partial path-3-coloring of G_1 to the complete path-3-coloring of G'_1 .
7. Choose the color class of maximum weight - its weight is at least $\frac{4}{3}opt$ and complete the paths of this class into a traveling salesman tour in an arbitrary way.

The presented algorithm works for graphs with an even number of vertices. If the number of vertices of a given graph is odd, then we can guess one edge, shrink it and compute the remaining part of the solution in the graph with even vertices.

7 Correctness of Algorithm 2

We are going to prove that every directed cycle or path in I can be processed. First we give several auxiliary lemmas.

Lemma 7 *Let c be a directed cycle in I of even length, whose every other vertex is an o-vertex. Then we are able to pre-color c in such a way that its every two consecutive edges get assigned different colors.*

Proof.

First, let us notice that an o-vertex v may have two incident edges in I only if one of them is a tail of some 3-kite. Thus, every vertex of c that is not an o-vertex must correspond to a 3-kite and be a t-vertex.

If the length of c is two, then c contains exactly one o-vertex v . We then assign one color of $Z(v)$ to one edge of c and the other color of $Z(v)$ to the other edge of c and are done.

Suppose now that c has length greater than two. Let v be any o-vertex of c and e_1, e_2 the edges of I incident to v . We assign one of the colors k_1 of $Z(v)$ to e_1 and the other k_2 to e_2 . Assume that e_2 is an incoming edge of v_1 , e_3 is an outgoing edge of v_1 and e_4, \dots, e_k are the subsequent edges of c . The edges e_3 and e_4 are incident to another o-vertex v' of c . We will show now that whatever the set $Z(v')$, we are always able to assign colors to e_3 and e_4 in such a way that e_4 *does not* get assigned k_1 - the color already assigned to e_1 . If $Z(v')$ contains k_2 and some other color k_4 , then we assign k_4 to e_3 and k_2 to e_4 . If $Z(v')$ does not contain k_2 , then it contains k_1 and k_3 and we assign k_1 to e_3 and k_3 to e_4 . This way (i) edges e_2 and e_3 get assigned different colors and (ii) e_4 gets assigned a color different from k_1 .

If c has length 4, then we notice that the edges e_1 and e_4 of c get assigned different colors as well and we are done.

If c has length greater than 4, then we consider the next pairs of edges and continue in the manner described above. More precisely, when we consider the pair of edges e_{2i+1} and e_{2i+2} incident to some o-vertex w , we know that the invariant that e_1 and e_{2i} have different colors assigned is satisfied. Our goal is to color e_{2i+1} and e_{2i+2} in such a way that (i) e_{2i+1} gets assigned a color different from the color assigned to e_{2i} and (ii) e_{2i+2} gets assigned a color different from k_1 . From the way we have analysed coloring e_3 and e_4 , we know that it can always be done. □

Corollary 2 *Let c be a directed cycle in I of even length, whose every other vertex is an o-vertex. Then we are able to process c .*

Proof. First, let us notice that every t -vertex of c corresponds to a non-twin 3-kite, because the tail of each such kite is contained in c and thus is directed.

While pre-coloring c whenever two edges e_1, e_2 of c adjacent to the same kite c get colored, we also color c . While coloring c we only have to see to it that no vertex of c gets three incident edges of the same color in G'_1 and to that c does not contain a monochromatic cycle i.e. a 3-cycle. We show how to color c in Figure 2 and in Figure ???. Let us notice that after pre-coloring c and all 3-kites corresponding to t -vertices on c , no color class contains a cycle - this is because every edge e of c is incident to a t -vertex corresponding to a 3-kite t and the only external edges incident to t in the whole graph G'_1 are e and some other edge e' of c . We know, however, that every two consecutive edges of c are colored differently. Hence e' is colored differently from e . Thus, neither e nor e' can belong to a monochromatic cycle, which means that in this way we process c . □

Suppose that the tail e of t is uncolored. Then t is said to be **flexible** if there exist such two colors $k, k' \in \mathcal{K}_3$ that e can be colored both with k and k' , by which we mean that if we color the tail of t with k (or correspondingly k'), then the foot of t does not have more than three incident edges colored with k (resp. k'). The flexibility of a 3-kite t is useful when t is a vertical twin that is step-processed before its twin t' . Then while step-processing t we color t but leave its tail uncolored and later later while step-processing t' we have a greater 'flexibility' in coloring t' and its tail.

Lemma 8 *Let t be any uncolored vertical 3-kite and $e_1, e_2 \in F_2 \setminus M$ two external edges incident to t colored with, respectively, k_1 and k_2 . Let w be the foot vertex and e the tail of t . Additionally, e_1*

and e_2 are not both incident to w and $k_1 \neq k_2$. Then it is possible to color the edges of t so that t becomes flexible and so that e can be colored with $k_3 \notin \{k_1, k_2\}$.

Proof. For all possible triangles we will show how to color the edges for t . These colorings are presented in Figure 2.

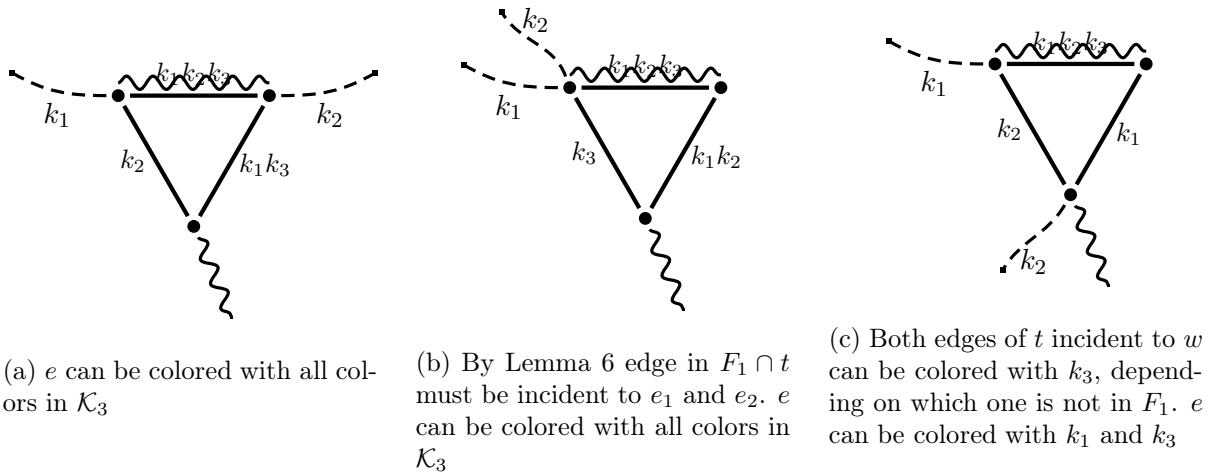


Figure 2: Vertical triangles with $k_1 \neq k_2$ and e_1 not incident to w

□

Lemma 9 *The computed sets F_1, F_2 satisfy:*

1. *No foot of a 3-kite has two incident edges of F_2 .*
2. *If a 3-kite has four incident edges of F_2 , then it is vertical.*

The proof follows from the proof of Lemma 6.

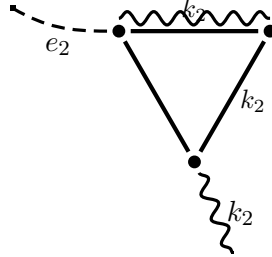
Lemma 10 *Let t be a vertical 3-kite, whose tail e is uncolored and that has been colored at some point as in Lemma 8. Then, however, we color any further external edges of H incident to t apart from its tail, t always stays flexible.*

Proof. The lemma follows from the fact that the foot of t has not two incident edges of F_2 . □

Let t be an uncolored 3-kite t , whose tail e is also uncolored. Then we say that t is **weakly flexible** if there exist two colors $k, k' \in \mathcal{K}_3$ such that t can be colored in at least two ways and in one of these colorings e can be colored with k and in the other with k' , i.e., after coloring e with k or k' , the foot of t has at most two incident edges colored with respectively k or k' . We say that an uncolored twin t is **versatile** if every two colored edges of H incident to t have different colors assigned to them. The weak flexibility of a 3-kite t is useful when t is a horizontal twin that is step-processed before its twin t' . While step-processing t on some directed cycle or path r we do not color it or its tail but only the incident edges of r and later while step-processing t' we color both t and t' and their common tail.

Lemma 11 *Every uncolored versatile horizontal 3-kite is weakly flexible.*

Proof. Let t be any triangle on vertices u, v, w as in Lemma 11 and let e_1, e_2, e_3 three external edges incident to t colored with, respectively, k_1, k_2 and k_3 . Let w be the foot vertex and e the tail of t . Let us assume that e_2 and e_3 are not incident to w . Then we can color e with k_2 and k_3 . For each of these colors we have to show how to color edges of t . As these cases are symmetric, we assume that e is colored with k_2 . Let us assume that e_2 is incident to v . Then we color (u, v) and (u, w) with k_2 .



As t is horizontal, we still have to color (v, w) with 2 colors, and the other edges with one color. If there is an edge, say e_1 , incident to w we color (v, w) and (v, u) with k_1 . If there is an edge incident to v other than e_2 , say e_3 , we color (v, w) and (u, w) with k_3 . If there are both of these edges, than it is correct coloring. Otherwise there is an edge incident to u , say e_1 , and we can color (v, w) and either (u, v) or (u, w) with k_1 , so we can always color t . \square

Lemma 12 *Every directed cycle or path can be processed in such a way that at all times every uncolored horizontal twin is versatile.*

Proof. Let us consider a directed path p going through vertices v_1, \dots, v_k and directed from v_k to v_1 . We can notice that since cycles are processed before paths, each vertex of p is distinct. We observe also that v_1 is either an o-vertex or corresponds to a kite that has already been step-processed - otherwise we could extend p , because then the outgoing edge of v_1 would be uncolored. Vertex v_k , on the other hand, is either an o-vertex or corresponds to an uncolored (and not step-processed) kite. We begin by coloring the arc (v_2, v_1) with any color of \mathcal{K}_3 that is available. Let us note that some color of \mathcal{K}_3 is always available because of the following. If v_1 is an o-vertex, then it has exactly six incident edges in the *multigraph* G'_1 - apart from five edges in the *multigraph* G_1 , it has an additional incoming edge that is an outgoing edge of some kite. If v_1 corresponds to a kite, then Lemma 6 Property 5 guarantees that any vertex in G'_1 belonging to a kite has degree at most six.

Also, if v_1 corresponds to an uncolored 3-kite t that has already been step-processed, then we color (v_2, v_1) with such a color k of \mathcal{K}_3 that no external edge of t is colored with k . Such a color k always exists because only horizontal 3-kites can be left uncolored and they have at most three incident edges of F_2 . Thus we can guarantee that t remains versatile.

We step-process subsequent vertices on p according to the rules listed below.

Let $e_1 \in p$ be an outgoing edge of v colored with k_1 and e_2 an uncolored incoming edge of v . Depending on whether v is an o-, t- or s-vertex and other conditions we proceed as follows:

1. $e_2 \in M$. Then v must be a t-vertex corresponding to a 3-kite t and e_2 is an outgoing edge of an o-vertex v' . We color t , e_2 and an incoming edge e_3 of v' . If $Z(v') = \{k_1, k'\}$, then we color e_2 with k' and e_3 with k_1 . Otherwise $Z(v') = \{k_2, k_3\} = \mathcal{K}_3 \setminus k_1$. Then we color e_2 with k_2 and e_3 with k_3 or the other way around.
2. v is a t-vertex corresponding to a non-twin 3-kite t and e is the tail of t incident to an o-vertex v' . We color t , e_2 and e . If $Z(v') = \{k_1, k'\}$, then we color e with k' and e_2 with $k \in \mathcal{K}_3 \setminus \{k_1, k'\}$. Otherwise $Z(v') = \{k_2, k_3\} = \mathcal{K}_3 \setminus k_1$. Then we color e_2 with k_2 and e with k_3 or the other way around.
3. v is a t-vertex corresponding to a twin 3-kite t , whose brother t' has already been colored and e is the tail of t . Then by Lemmas 8 and 10, there exist two colors of \mathcal{K}_3 , such that if we look only at t' , then e can be colored with either of them. Let $Z(e)$ denote the set consisting of these two colors. Now we proceed almost identically as in the case above. If $Z(e) = \{k_1, k'\}$, then we color e with k' and e_2 with $k \in \mathcal{K}_3 \setminus \{k_1, k'\}$. Otherwise $Z(e) = \{k_2, k_3\} = \mathcal{K}_3 \setminus k_1$. Then we color e_2 with k_2 and e with k_3 or the other way around. We color t . Note that each colored external edge of t is colored with a different color. This cannot be said about t' - it may happen that the tail of t' is colored with the same color as some other external edge e' of t' , but we do not have to worry about edge e' ending in a monochromatic cycle because then the tail of t and t' would also have to belong to such cycle.
4. v is a t-vertex corresponding to a twin 3-kite t , whose brother t' has not been step-processed. We color e_2 with k_2 or k_3 . If t is vertical, then we color t . Otherwise we leave t uncolored.
5. v is a t-vertex corresponding to a twin 3-kite t , whose brother t' has been step-processed but is uncolored. Since t' has been step-processed, but is uncolored, it is horizontal. By Lemma 11 t' is weakly flexible - therefore there exist two colors k, k' that can be used for coloring the tail of t' . If $k_1 \in \{k, k'\}$, then we color the tail of t and t' with the color belonging to $\{k, k'\} \setminus k_1$ and e_2 with the remaining color of \mathcal{K}_3 - note that this way each colored external edge of t is colored with a different color. If $k_1 \notin \{k, k'\}$, then we color the tail with k_2 and e_2 with k_3 . We also color both t and t' .
6. v is an s-vertex. Then we color e_2 with any color of \mathcal{K}_3 different from k_1 . We also color s .

We argue that by proceeding as above, we do not create a monochromatic cycle in G'_1 and thus process p . This is so, because every external edge colored with k while processing p is contained in some path p' consisting of edges colored with k that ends at a vertex of p corresponding to a kite c' such that c' has only one incident external edge in G'_1 colored with k .

Let us now turn our attention to directed cycles. Let c be a directed cycle of I . We can assume that c is not as in Lemma 7, because we have already dealt with such cycles. Thus c contains two subsequent vertices v, v' such that neither v nor v' is an o-vertex and c contains an edge (v, v') directed from v to v' . If possible we choose v that is an s-vertex or corresponds to a 3-kite t , whose tail also belongs to c . If such v does not exist then we choose v that corresponds to a 3-kite that is either non-twin or whose brother has already been step-processed. For now, we assume that this is the case.

We start by coloring an incoming edge of v . If v corresponds to a 3-kite t , whose tail q does not belong to c , then q can be colored with some two colors k_2, k_3 . In this case we color the incoming edge of v with $k_1 \notin \{k_2, k_3\}$.

We continue processing c according to the rules described above until we reach the vertex v' . If applying the rules also to v' would result in the arc (v, v') being colored with a different color than an incoming edge of v , we apply the rules to v' and are done. Otherwise v' must correspond to a 3-kite t' which is either non-twin or that is a twin whose brother has already been colored. Also, assume that the incoming edge of v is colored with k_1 . It follows that the tail of t' can be colored with k_2 or k_3 , both different from k_1 , and that the outgoing edge of t' is colored with k_2 or k_3 . Otherwise we would be able to color (v, v') with a color different from k_1 . Suppose that the outgoing edge of v is colored with k_2 . In this case we color the tail of t' with k_3 and color (v, v') with k_3 - if it is not incident to the tail of t' and with k_2 otherwise. By Lemma 9 property 1, it cannot happen that both the outgoing and incoming edge of t' is incident to the foot of t' .

We are left with the case when each vertex of c corresponds to a twin 3-kite whose brother also occurs on c . We leave this case to the reader. \square

8 Path-2-coloring

The partition of G'_2 into cycles and paths is carried out in such a way that two edges of C'_2 belonging to a common path or cycle of C_2 , belong also to a common path or cycle of G'_2 . Also, the partition is maximal, i.e., we cannot add any edge e of C'_2 to any path p of G'_2 so that $p \cup \{e\}$ is also a path or cycle of G'_2 . We may assume that each path and cycle of G'_2 is directed - the orientations of edges are consistent with those in G_2 .

A **surrounding** of a cycle c of C_2 , denoted as $sur(c)$, contains every edge of c and every edge of M incident to c . Let p be a path of G'_2 directed from u to v . If v has degree 4 in G'_2 , then an edge e of p incident to v is said to be a **border** of p . The **surrounding** of p , denoted as $sur(p)$, contains every edge of p and every edge of M incident to p .

We construct a directed graph $G_p = (V_p, E_p)$ such that each path of G'_2 is represented by some vertex of V_p and E_p contains an edge (p, p') iff p has a border and the border of p is incident to some vertex of p' . Thus each vertex of V_p has at most one outgoing edge. Below we describe the algorithm for path-2-coloring the graph G'_2 . In it we first color the cycles of G'_2 and their surroundings. The order of coloring the paths of G'_2 is dictated by the structure of graph G_p : we begin by coloring the paths of G'_2 that form cycles in G_p ; next at each step we color an uncolored path, whose outdegree in G_p is zero.

The presence of borders complicates path-2-coloring in two aspects:

1. Suppose that edges $e_1 = (u, u')$ and $e_2 = (u, u'')$ belong to some path of G'_2 and that u is incident to a double edge e_d different from e_1 and e_2 . Since e_d has to be colored with two colors of \mathcal{K}_2 , edges e_1 and e_2 must be assigned different colors of \mathcal{K}_2 . Therefore while path-2-coloring G'_2 we will preserve the following invariant:

Invariant 1 *Every two edges $e_1 = (u, u')$, $e_2 = (u, u'')$ of G'_2 such that their common endpoint u is incident to a double edge e_d different from e_1 and e_2 are assigned different colors of \mathcal{K}_2 .*

2. Each border b of a path p of G'_2 is colored while coloring the path p and not before. In particular, if b is double and is incident to a path or cycle p' such that p' is colored before p , then while coloring p' we assign only one color to b . The second one is assigned while coloring

p . If b is double we may also think of it as of two edges - one being a border and the other an edge of the matching M .

Because of this we modify the meaning of a safe edge in this section as follows. We say that a colored edge e is safe if no matter how we color the so far uncolored edges except for any uncolored borders, e is guaranteed not to belong to any monochromatic cycle. In particular, it means that if we want to prove that a newly colored border b is safe we have to explicitly show that it does not belong to any monochromatic cycle - without taking use of the fact that previously colored edges are safe.

Algorithm 3 Color G'_2

During the whole execution ensure that Invariant 1 is satisfied.

```

while  $\exists c$  – an uncolored cycle of  $G'_2$  do
  for  $e \in \text{sur}(c)$  do
    color  $e$  in such a way, that it is safe
  end for
end while
while  $\exists c_p$  – a directed cycle of  $G_p$  do
  for  $p$  such that  $p$  is a vertex on  $c_p$  do
    color each  $e \in \text{sur}(p)$  in such a way, that it is safe
  end for
  remove each vertex of  $c_p$  together with incident edges from  $G_p$ 
end while
while  $\exists p$  – an uncolored path of  $G'_2$  such that  $\text{outdeg}_{G_p}(p) = 0$  do
  for  $e$  such that  $e \in \text{sur}(p)$  do
    color  $e$  in such a way, that it is safe
  end for
  remove  $p$  together with incident edges from  $G_p$ 
end while

```

Lemma 13 *Let c be an uncolored cycle c of C_2 considered at some step of Algorithm Color G_2 . Then it is possible to color each edge belonging to $\text{sur}(c)$ in such a way that it is safe.*

Proof. The procedure of coloring the edges of $\text{sur}(c)$ is similar to that described in the proofs of Lemmas 1 and 4. We orient the edges of c so that c becomes directed.

Case 1: (i) For each color $k \in \mathcal{K}_2$ there exists an edge of M incident to one of the edges of c that is colored k or (ii) there exists an uncolored edge of M incident to one of the edges of c . First we color every uncolored non-double edge e of M incident to c so that case (i) holds. Next we color each double edge incident to c . Let $e = (u, v)$ be a double edge such that u belongs to c . Then, necessarily v belongs to some path of C_2 and since we color cycles of C_2 before coloring paths of C_2 , e is uncolored. We start with such a double edge $e = (u, v)$ that the predecessor u' of u on the cycle c has no incident double edge. The existence of such double edge is guaranteed by Lemma 6. Let $e_1 = (u, u')$ and $e_2 = (u, u'')$ be two edges of c incident to u and let e' be an edge of M incident to u' and k the color of \mathcal{K}_2 assigned to e' . To preserve Invariant 1 we have to color the edges e_1, e_2 with different colors of \mathcal{K}_2 . To make it possible we color e with a color k' belonging to $\mathcal{K}_2 \setminus k$, i.e.,

for the time being we color e only with one color instead of two. We proceed with each subsequent double edge incident to c in the same way, i.e., we color such edges in order of their occurrence along c .

Further we color all edges of c . Let $e = (u, v)$ be an edge of c oriented from u to v and let e' be an edge of M incident to u k the color of \mathcal{K}_2 assigned to e' . Then we color e with a color k' belonging to $\mathcal{K}_2 \setminus k$. We can notice that each so far colored edge is safe. Suppose that $e = (u, v)$ is colored with k . Then we additionally assign $k' \neq k$ to e .

Case 2: All edges of M incident to c are colored with the same color k .

We color any chosen one edge of c with k and the remaining ones with $k' \neq k$. \square

Lemma 14 *Let p be an uncolored path p of C_2 considered at some step of Algorithm Color G_2 such that $outdeg_{G_p}(p) = 0$. Then it is possible to color each edge belonging to $sur(p)$ in such a way that it is safe.*

Proof. Generally we proceed in a very similar way as in Lemma 13. The path p is already oriented. First we color each edge of M incident to p with one color of \mathcal{K}_2 in order of their occurrence along p . If a given edge e of M incident to u is double, then we color it with one color only and with the one different from that assigned to an edge of M incident to u' which proceeds u on p . Next we color each edge (u, v) of p directed from u to v , which is not a border of p with a color different from that assigned to an edge e' of M incident to u .

We must also color the border b of p , if p has one.

If b is double, then it must have got assigned one color of \mathcal{K}_2 before we started coloring p - that is because $outdeg_{G_p}(p) = 0$, which means that b got colored while coloring the path or cycle of G'_2 incident to b . It may also happen that the border b of p is incident to some "internal" vertex of p but then we have also already assigned one color of \mathcal{K}_2 to it. If b is already colored with k_1 , then we additionally assign $k_2 \neq k_1$ to it. The safety of b follows from the following. The edge e proceeding b on p is colored with one color k of \mathcal{K}_2 . From the way we color edges of p , we notice that e is contained in a monochromatic path p_k colored with k , whose one endpoint lies on p . In other words we claim that p_k has a "dead end". We can observe that a part of p_k starting with e is contained in p and does not leave p . It follows from the fact that each edge (u, v) of p is colored with a color different from the one assigned to the edge of M incident to u . This means that e is safe, because we have already colored every edge of p and every edge of M incident to p (except possibly for some borders), hence b is safe.

If the border $b = (u, v)$ of p is not double, then we still have to color it. Suppose that v is the endpoint of p . Then three edges of the multigraph G'_2 incident to v have already been colored. This means that there is only one color of \mathcal{K}_2 that can be used for coloring b . We must also ensure that after coloring b , it does not belong to any monochromatic cycle. Since p is amenable, b is either preceded by a double edge on p or an edge e' of M incident to v is also incident to a last-but-three vertex of p . In the first case, the safety of b follows from the fact that an edge of p proceeding a double edge preceding b is safe. (The argument is the same as above.) In the second case we leave the edge e' uncolored till this point. Once we know that we are forced to color b , with say $k \in \mathcal{K}_2$, we color e' with the other color of \mathcal{K}_2 and we also color accordingly the two edges proceeding b and are done. \square

Lemma 15 *Let c_p be a directed cycle of G_p considered at some step of Algorithm Color G_2 . Then it is possible to color each edge belonging to the surrounding of each path of G'_2 occurring on c_p in such a way that it is safe.*

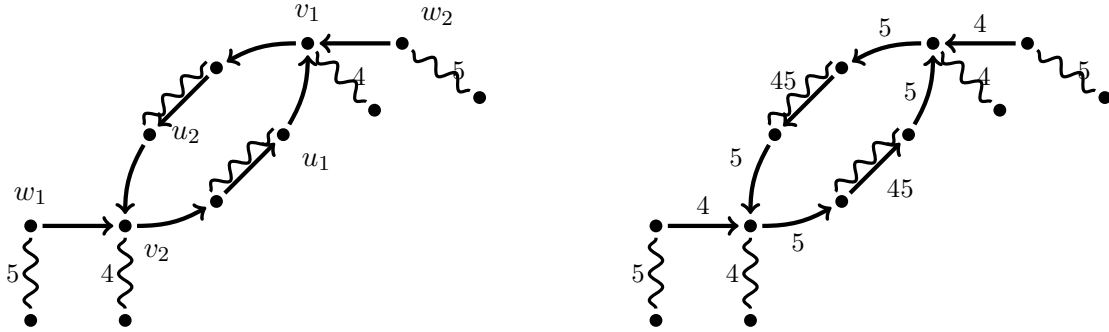
Proof. Suppose that the cycle c_p goes through vertices p_1, p_2, \dots, p_k in this order. Let (u_i, v_i) denote the border of path p_i of G'_2 for each $i, 1 \leq i \leq k$. We start by coloring the path p_1 and its surrounding in the manner described in the proof of Lemma 14. If the border (u_1, v_1) is not double, then we leave it uncolored. Next we color each of the paths p_2, \dots, p_{k-1} and their surroundings together with their borders, also in the way described in the proof of Lemma 14. Next we have to check two possibilities of dealing with the path p_k . First we color the path p_k together with its border and surrounding in the same manner as the remaining paths p_1, \dots, p_{k-1} and if the border (u_1, v_1) is uncolored, because it is not double, we color it with the only possible color of \mathcal{K}_2 . It may happen, however, that by doing so we create a monochromatic cycle c' that is formed by the part of p_1 between v_1 and v_2 , the part of p_2 between v_2 and v_3 and so on until the part of p_k between v_k and v_1 . If this is the case, then we leave the part of p_k between v_k and v_1 colored as it is and uncolor the remaining part of p_k . If the border (u_1, v_1) is not double, then we change its color to the opposite one. If the border (u_1, v_1) is double, then we change the color of the edge proceeding it on p_1 to the opposite one. Next we change the orientation of the uncolored part of p_k as follows. The endpoints of p_k are v_k and some vertex w_k and originally p_k is oriented from w_k to v_k . Now we change the orientation of the part p' of p_k between v_1 and w_k so that it is directed from v_1 to w_k . Let $e = (w, v_1)$ denote the edge of p' incident to v_1 . Since v_1 has degree 4 in the multigraph G'_2 , there exists only one color k of \mathcal{K}_2 that can be used for coloring e . The rest of p' is colored in the standard way. We only have to show that the edge e is safe, as every other edge considered in this lemma is safe by reasoning analogous to that used in two previous lemmas. The edge e is safe because it is colored with same color k that every edge of c' but one is colored with. Also, e is the only edge incident to c' but not lying on c' that is colored with k . The example of this algorithm is presented on Figure 3. □

9 The proof of Lemma 6

First we want to guarantee that property 6. is satisfied. Let us say that an edge e is a **d-edge** if it belongs to M and some kite. Let S contain every cycle of C_2 of odd length l that has l different incident d-edges. Let T denote the set of all d-edges. We build a bipartite graph $G_d = (S \cup T, E_d)$ such that there exists an edge in E_d between a cycle c of S and edge e of T iff e is incident to c . Furthermore for each 4-kite s incident to at most three cycles in S we merge vertices corresponding to d-edges in s into one vertex. Let us notice that the degree of each d-edge of T in G_d is at most 3 and the degree of each cycle c of S is at least 3. We compute a matching M_d of size $|S|$ in the graph G_d . By Hall's Theorem such a matching always exists. Then for each cycle c and matched to it d-edge e we will either (i) add an outgoing edge of c incident to e to F_2 or (ii) ensure that e is not a double edge.

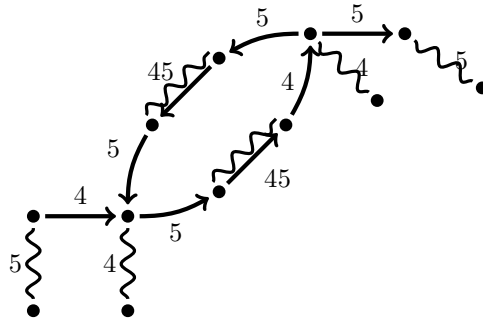
We begin with the proof for the case when there are only 3-kites.

Let t be any 3-kite on vertices u, v, w such that $e = (u, v)$ is a d-edge of t and $e_2 = (u, w)$ and $e_3 = (v, w)$.



(a) Paths of c_p before coloring. There are two paths: the first one from w_1 to v_1 and the second one from w_2 to v_2 .

(b) Preliminary coloring of paths of c_p . There is a monochromatic cycle in color 5



(c) We recolor edge (u_1, v_1) and path from v_1 to w_2 . All edges are now safe

Figure 3: Example of algorithm described in Lemma 15

We begin with the case when t has three incoming and three outgoing edges of C_2 incident to it. We add e to F_1 . To F_2 we add any outgoing edge of t belonging to C_2 (it can be an edge required by M_d). If at some later point t gets three incident incoming edges of F_2 , then we remove e from F_1 and replace it with that one of the edges e_2, e_3 that is incident to an outgoing edge of F_2 and orient it so that it is directed to w . We do it so that Lemma ?? Property (2) is satisfied.

Whenever e does not belong to Z , we add it to F_1 and an outgoing edge of t incident to e to F_2 .

We consider now the cases when t has two incoming and two outgoing edges of C_2 incident to it. In Figure 4 we show how to assign edges of all possible 3-kites with two incoming and two outgoing edges to F_1 and F_2 .

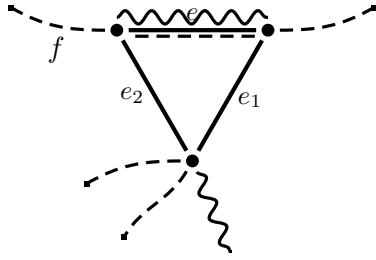
In case of triangles with one incoming and one outgoing edge there are already two edges of t in $C_2 \cup Z$. Therefore we add remaining edge to F_1 and incident edge (we can guarantee that it is outgoing when constructing D_2) to F_2 .

To finish the proof we must consider all cases for 4-kites. We say that an edge e is a *side edge* if it belongs to 4-kite, but not to M . Let c be any 4-kite on vertices u, v, w, z such that (u, v) and (w, z) are d-edges and (u, z) and (v, w) are side edges. Let I_c be the set of those edges in $I(C_2)$, whose both endpoints are in $\{u, v, w, z\}$ (so $I(C_2) \setminus I_c$ contains all incoming and outgoing edges incident to c). First we consider the cases when c has one incoming and one outgoing edge of C_2 incident to it (by our construction of C_2 these edges must be incident to different vertices of c). If these edges are not incident to the same side edge, we add outgoing edge to F_2 and the side edge incident to it to F_1 . Otherwise let's assume that they are incident to (u, z) , and that edge incident to u is outgoing in D_2 , whereas edge incident to z is outgoing in $opp(D_2)$.

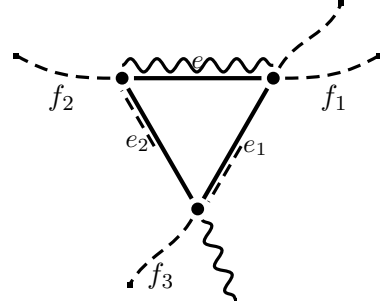
1. u and z are incident to at most 2 half-edges or 1 edge of I_c and 1 half-edge - we divide half-edges into Z_1 and Z_2 so that degree of z in $I(C_2) \cup Z_1 \cup M$ is 3 and degree of u in $I(C_2) \cup Z_2 \cup M$ is 3. Then we add (u, z) to F_1 and outgoing edge to F_2 .
2. z is incident to 1 edge of I_c and 2 half-edges and (u, z) is not in I_c - then half-edge (u, z) is in C_2 so u is not incident to any edge in I_c . We divide half-edges into Z_1 and Z_2 so that (u, v) is not in Z_1 and degree of u in $I(C_2) \cup Z_2 \cup M$ is 3. If outgoing edge is incident to u we add (u, v) to F_1 , and otherwise we add (u, z) to F_1 . In both cases we add outgoing edge to F_2 .
3. (u, z) is in I_c - we divide half-edges so that (u, v) is not in Z_1 and (w, z) is not in Z_2 . We add d-edge incident to outgoing edge to F_1 and outgoing edge to F_2 .

Now let's consider the cases when two vertices incident to the same d-edge, say (u, v) , are incident to one incoming and one outgoing edge each and the other two vertices aren't incident to any incoming or outgoing edges. If w and z are incident to two half-edges each then two half-edges incident to w go to Z_1 , and the other two half-edges go to Z_2 . If w and z are incident to one half-edge each then $I(C_2)$ must contain (w, z) and we divide half-edges into Z_1 and Z_2 arbitrarily. There are three cases depending on which edges incident to z are in $Z \cup I(C_2)$ (cases when in Z there are half-edges incident to w are symmetric):

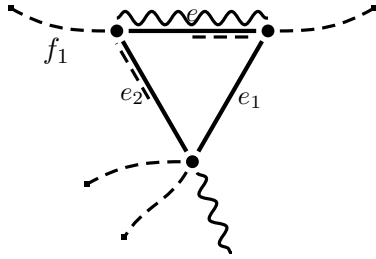
1. (w, z) and (v, z) are in $Z \cup I(C_2)$ - we add outgoing edge incident to u and (v, z) to F_2 and add (u, z) and (v, w) to F_1 .
2. (w, z) and (u, z) are in $Z \cup I(C_2)$ - we add outgoing edge incident to v to F_2 and add (v, w) to F_1 .



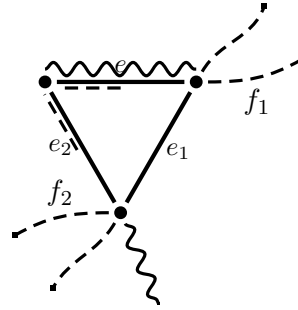
(a) We add f to F_2 and e_2 to F_1 . In G'_2 we orient e_2 so that it is directed from a common endpoint with e .



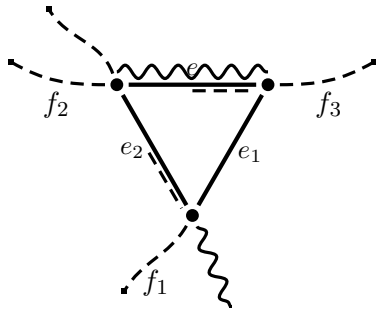
(b) We add f_1 to F_2 and e to F_1 . If e_2 is in Z we orient it from w to u and make f_2 outgoing. If e_3 is in Z we orient it from v to w and make f_3 outgoing



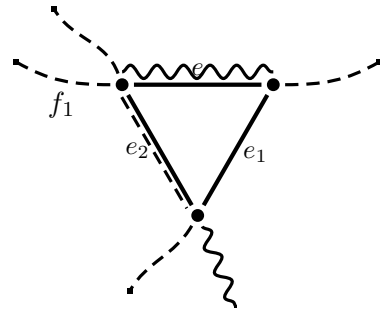
(c) If e_2 is in Z we make f_1 outgoing. In this case we add e to F_1 and f_1 to F_2 and orient e_2 from u to w . If e is in Z we make f_2 outgoing, add e_3 to F_1 and f_2 to F_2 and we orient e_3 from v to w



(d) If e is in Z we add e_2 to F_1 and f_1 to F_2 . If e_2 is in Z we add e to F_1 and f_2 to F_2



(e) If e_2 is in Z we make f_1 outgoing, add e to F_1 and f_2 to F_2 . If e is in Z we make f_3 outgoing, add e_3 to F_1 and f_2 to F_2



(f) We add e to F_1 and f_1 to F_2

Figure 4: Assigning edges of 3-kites with two incoming and two outgoing edges

- (v, z) and (u, z) are in $Z \cup I(C_2)$ - we add outgoing edge incident to v to F_2 . If incoming edge incident to v is also in F_2 we add (v, w) to F_1 . Otherwise we add (w, z) to F_1

The next cases are similar to the previous one, but now vertices incident to one incoming and one outgoing edge each are incident to the same side edge, say (u, z) . We divide half-edges same as before, so two half-edges incident to v go to Z_1 , and the other two go to Z_2 . Now the cases are:

1. (v, z) and (v, w) are in $Z \cup I(C_2)$ and z was matched in M_d with (w, z) - we add outgoing edge incident to z and (v, z) to F_2 . If incoming edge incident to z is in F_2 we add (w, z) and (u, z) to F_1 . Otherwise we add (w, z) and (v, w) to F_1 .
2. (v, z) and (v, w) are in $Z \cup I(C_2)$ and z wasn't matched in M_d with (w, z) - we add outgoing edge incident to u and (v, z) to F_2 and we add (u, v) and (z, w) to F_1 .
3. (v, z) and (u, v) are in $Z \cup I(C_2)$ - we add outgoing edge incident to u and (v, z) to F_2 . If incoming edge incident to u is in F_2 we add (u, z) and (v, w) to F_1 . Otherwise we add (v, w) and (w, z) to F_1 .
4. (u, v) and (v, w) are in $Z \cup I(C_2)$ and z was matched in M_d with (w, z) - we add outgoing edge incident to z to F_2 and (w, z) to F_1 .
5. (u, v) and (v, w) are in $Z \cup I(C_2)$ and z wasn't matched in M_d with (w, z) - we add outgoing edge incident to u to F_2 . If incoming edge incident to u is in F_2 we add (u, z) to F_1 . Otherwise we add (w, z) to F_1 .

Now there are three cases in which there is a vertex in c , say u , incident to two edges in $I(C_2) \setminus I_c$, two vertices incident to one edge in $I(C_2) \setminus I_c$ each and a vertex incident to no edge in $I(C_2) \setminus I_c$. The first case is when z isn't incident to any edge in $I(C_2) \setminus I_c$. Let's assume that edge incident to v is outgoing in D_2 . We divide half-edges into Z_1 and Z_2 so that (i) in $Z_1 \cup I(C_2)$ there is an edge incident to v and edge incident to z and, similarly, in $Z_2 \cup I(C_2)$ there is an edge incident to w and edge incident to z (ii) no two half-edges incident to u are in the same set (this condition can be satisfied because in C_2 there are at most two half-edges incident to u). Now we consider all subcases of which edges are in $Z \cup I(C_2)$:

1. (v, w) and (w, z) are in $Z \cup I(C_2)$ - we add outgoing edge incident to u to F_2 and (u, z) to F_1 .
2. (v, w) and (v, z) are in $Z \cup I(C_2)$ - we add outgoing edge incident to u and (v, z) to F_2 and add (u, z) and (w, z) to F_1 .
3. (v, w) and (u, z) are in $Z \cup I(C_2)$ - we add outgoing edge incident to u to F_2 . If incoming edge incident to u is also in F_2 we add (u, v) to F_1 . Otherwise we add (w, z) to F_1 .
4. (v, z) and (w, z) are in $Z \cup I(C_2)$ - we add outgoing edge incident to u to F_2 and (u, v) to F_1 .
5. (v, z) and (u, z) are in $Z \cup I(C_2)$ - there is no edge incident to w , so edge incident to v is outgoing. We add outgoing edge incident to v to F_2 and (v, w) to F_1 .
6. (u, v) and (w, z) are in $Z \cup I(C_2)$ - we add outgoing edge incident to u to F_2 and (u, z) to F_1 .
7. (u, v) and (v, z) are in $Z \cup I(C_2)$ - we add outgoing edge incident to u and (v, z) to F_2 and add (u, z) and (w, z) to F_1 .
8. (u, w) and (w, z) are in $Z \cup I(C_2)$ - we add outgoing edge incident to u and (u, w) to F_2 and add (u, v) and (u, z) to F_1 .
9. (u, w) and (v, w) are in $Z \cup I(C_2)$ - (u, w) is incident to neither v nor z , so edge incident to w is outgoing. We add outgoing edge incident to u to F_2 . If incoming edge incident to u is also in F_2 we add (u, z) to F_1 . Otherwise we add (w, z) to F_1 .

10. (w, z) and (u, z) are in $Z \cup I(C_2)$ - we add outgoing edge incident to u to F_2 and (u, v) to F_1 .

In the second case w isn't incident to any edge in $I(C_2) \setminus I_c$. We divide half-edges same as in the previous case, so we guarantee that (i) in $Z_1 \cup I(C_2)$ there is an edge incident to v and edge incident to w and, in $Z_2 \cup I(C_2)$ there is an edge incident to z and edge incident to w . Condition (ii) remains the same. Now the subcases are as follows:

1. (v, w) and (w, z) are in $Z \cup I(C_2)$ - we add outgoing edge incident to u to F_2 and (u, v) to F_1 .
2. (v, w) and (u, w) are in $Z \cup I(C_2)$ - there is no edge incident to z , so edge incident to v is outgoing. We add outgoing edge incident to u to F_2 . If incoming edge incident to u is also in F_2 we add (u, z) to F_1 . Otherwise we add (w, z) to F_1 .
3. (v, z) and (v, w) are in $Z \cup I(C_2)$ - we add outgoing edge incident to u and (v, z) to F_2 and add (u, z) and (w, z) to F_2 .
4. (v, z) and (u, w) are in $Z \cup I(C_2)$ - we add outgoing edge incident to u to F_2 . If incoming edge incident to u is also in F_2 we add (u, v) to F_1 , and otherwise we add (w, z) to F_1 . In this case at least one of $(u, v), (w, z)$ is not double edge, so cycle going through v and z satisfies condition 6 from lemma.
5. (v, z) and (w, z) are in $Z \cup I(C_2)$ - we add outgoing edge incident to u and (v, z) to F_2 and add (u, z) and (v, w) to F_2 .
6. (u, v) and (v, w) are in $Z \cup I(C_2)$ - there is no edge incident to z , so edge incident to v is outgoing. We add outgoing edge incident to u to F_2 . If incoming edge incident to u is also in F_2 we add (u, z) to F_1 . Otherwise we add (w, z) to F_1 .
7. (u, v) and (w, z) are in $Z \cup I(C_2)$ - we add outgoing edge incident to u to F_2 . If incoming edge incident to u is also in F_2 we add (u, z) to F_1 . Otherwise we add (v, w) to F_1 .
8. (w, z) and (u, w) are in $Z \cup I(C_2)$ - there is no edge incident to v , so edge incident to z is outgoing. We add outgoing edge incident to u to F_2 and (u, v) to F_1 .
9. (u, z) and (v, w) are in $Z \cup I(C_2)$ - (u, z) is incident to neither v nor w , so edge incident to z is outgoing. We add outgoing edge incident to u to F_2 . If incoming edge incident to u is also in F_2 we add (u, v) to F_1 . Otherwise we add (w, z) to F_1 .
10. (u, z) and (w, z) are in $Z \cup I(C_2)$ - there is no edge incident to v , so edge incident to z is outgoing. We add outgoing edge incident to u to F_2 . If incoming edge incident to u is also in F_2 we add (u, v) to F_1 . Otherwise we add (v, w) to F_1 .

In the third case v isn't incident to any edge in $I(C_2) \setminus I_c$. Similarly as before we divide half-edges to guarantee that (i) in $Z_1 \cup I(C_2)$ there is an edge incident to w and edge incident to v and, in $Z_2 \cup I(C_2)$ there is an edge incident to z and edge incident to v . Once again condition (ii) remains the same. Now the subcases are as follows:

1. (v, w) and (v, z) are in $Z \cup I(C_2)$ - we add outgoing edge incident to u to F_2 and (u, v) to F_1 . Condition 6 from lemma is satisfied, because (w, z) is not a double edge.

2. (v, w) and (u, v) are in $Z \cup I(C_2)$ - we add outgoing edge incident to u to F_2 . If incoming edge incident to u is also in F_2 we add (u, z) to F_1 . Otherwise we add (w, z) to F_1 .
3. (u, w) and (v, w) are in $Z \cup I(C_2)$ - we add outgoing edge incident to u and (v, w) to F_2 . If incoming edge incident to u is also in F_2 we add (u, z) and (u, v) to F_1 . Otherwise we add (u, v) and (w, z) to F_1 .
4. (u, w) and (v, z) are in $Z \cup I(C_2)$ - (u, w) is incident to neither v nor z , so edge incident to w is outgoing. We add u to F_2 and (u, v) to F_1 .
5. (w, z) and either (v, w) or (v, z) are in $Z \cup I(C_2)$ - we add outgoing edge incident to u to F_2 and (u, v) to F_1 .
6. (w, z) and (u, v) are in $Z \cup I(C_2)$ - we add outgoing edge incident to u to F_2 . If incoming edge incident to u is also in F_2 we add (u, z) to F_1 . Otherwise we add (v, w) to F_1 .
7. (v, z) and (u, v) are in $Z \cup I(C_2)$ - we add outgoing edge incident to u and (v, z) to F_2 . If incoming edge incident to u is also in F_2 we add (u, z) and (w, z) to F_1 . Otherwise we add (v, w) and (w, z) to F_1 .
8. (u, z) and (v, w) are in $Z \cup I(C_2)$ - (u, z) is incident to neither v nor w , so edge incident to z is outgoing. We add outgoing edge incident to u to F_2 and (u, v) to F_1 .
9. (u, z) and (v, z) are in $Z \cup I(C_2)$ - (u, z) is incident to neither v nor w , so edge incident to z is outgoing. We add outgoing edge incident to u and (v, z) to F_2 and add (u, v) and (v, w) to F_1 .

The final case when c is incident to two incoming and two outgoing edges of C_2 is when each vertex of c is incident to one edge of $I(C_2)$ I_c . First suppose that (u, z) is in $I(C_2)$. Then we can assume that in Z there is half-edge incident to v (or there is (v, w) in $I(C_2)$), because other cases are symmetric:

1. (u, v) is in $Z \cup I(C_2)$ - we add outgoing edge incident to u or z to F_2 and (w, z) to F_1 .
2. (v, z) is in $Z \cup I(C_2)$ - we add outgoing edge incident to u or z and (v, z) to F_2 and (u, v) and (w, z) to F_1 .
3. (v, w) is in $Z \cup I(C_2)$ - we add outgoing edge incident to u or z to F_2 and d-edge adjacent to added outgoing edge to F_1 .

If (u, w) is in $I(C_2)$ we assume that in $Z \cup I(C_2)$ there is an edge incident to z and that edge incident to z is outgoing. If edge incident to u is outgoing we add it to F_2 and add (u, v) to F_1 . If edge incident to w is outgoing then there are three cases:

1. (u, z) is in $Z \cup I(C_2)$ - we add outgoing edge incident to w and (u, w) to F_2 and add (v, w) and (w, z) to F_1 .
2. (v, z) is in $Z \cup I(C_2)$ - we add outgoing edge incident to w to F_2 and add (w, z) to F_1 .
3. (w, z) is in $Z \cup I(C_2)$ - we add outgoing edge incident to w to F_2 and add (u, v) to F_1 .

Now suppose that (u, v) is in $I(C_2)$. We assume that in $Z \cup I(C_2)$ there is an edge incident to z and that edge incident to z is outgoing:

1. (u, z) or (v, z) is in $Z \cup I(C_2)$ - we add outgoing edge incident to z to F_2 and (w, z) to F_1 .
2. (w, z) is in $Z \cup I(C_2)$ - we add outgoing edge incident z to F_2 and (u, z) to F_1 .

Finally suppose that there are no whole edges inside c , so there are four half-edges. Into Z_1 belong half-edges adjacent to outgoing edges in D_2 and into Z_2 those adjacent to outgoing edges in $opp(D_2)$. Now we have to consider all possible edges in Z :

1. (u, z) and one other edge is in Z - we act the same as in case with side edge.
2. (u, v) and (v, z) are in Z - if edge incident to z is outgoing we add it to F_2 . Otherwise edge incident to v is outgoing and we add it to F_2 . In both cases we add (w, z) to F_1 .
3. (u, v) and (w, z) are in Z - we add any outgoing edge to F_2 and adjacent side edge to F_1 .
4. (u, w) and (v, z) are in Z - we add any outgoing edge to F_2 and adjacent d-edge to F_1 .

Now let's consider the case when c has three incoming and three outgoing edges of C_2 incident to it and there is a vertex, say z which is not incident to any incoming or outgoing edge. Then z is incident to two half-edges, one of which is in Z . If in Z there is half-edge (w, z) , we add outgoing edge incident to w to F_2 and add (u, z) to F_1 . If incoming edge incident to w is also in F_2 we add (v, w) to F_1 , so that property 5 from lemma is satisfied. If in Z there is either (v, z) or (u, z) , we add outgoing edge incident to w to F_2 and (w, z) to F_1 .

In all other cases when c has three incoming and three outgoing edges of C_2 incident to it, there are at most two half-edges, each incident to different vertex. In these cases we divide half-edges into Z_1 and Z_2 in such way, that to Z_1 belongs half-edge incident to outgoing edge in D_2 . Now we have to consider all cases to which vertices incoming and outgoing vertices are incident:

1. Vertices incident to two edges of $I(C_2) \setminus I_c$ are incident to the same d-edge, say (u, v) - let's assume that edge incident to w is outgoing (and therefore either half-edge incident to w is in Z or (w, z) is in $I(C_2)$). Then we add outgoing edge incident to w to F_2 and either add (v, w) to F_1 if (w, z) is in $I(C_2) \cup Z$ or add (w, z) to F_1 otherwise.
2. Vertices incident to two edges of $I(C_2) \setminus I_c$ are incident to the same side edge say (u, z) - let's assume that edge incident to w is outgoing (and therefore either half-edge incident to w is in Z or (v, w) is in $I(C_2)$). Then if (v, w) is in $Z \cup I(C_2)$ we add outgoing edge incident to w to F_2 and (w, z) to F_1 . If (u, w) is in Z we add outgoing edge incident to u to F_2 and (u, v) to F_1 . Finally if (w, z) is in Z we add outgoing edge incident to z to F_2 and (v, w) to F_1 . If incoming edge incident to z is also in F_2 we add (u, z) to F_1 , so that property 5 from lemma is satisfied
3. None of the above cases - let's assume that u and w are incident to two edges in $I(C_2) \setminus I_c$ and edge incident to z is outgoing (and therefore either half-edge incident to z is in Z or (v, z) is in $I(C_2)$). Then if (v, z) is in $Z \cup I(C_2)$ we add outgoing edge incident to z to F_2 and (w, z) to F_1 . If (u, z) is in $I(C_2)$ we add outgoing edge incident to u to F_2 and (u, v) to F_1 . Finally if (w, z) is in Z there are two subcases:

- (a) In matching M_d cycle incident to vertex u is matched to d-edge (u, v) - then we add outgoing edge incident to u to F_2 and (u, v) to F_1
- (b) Otherwise we add outgoing edge incident to w to F_2 . If also incoming edge incident to w is in F_2 we add (v, w) to F_1 , and if it isn't in F_2 we add (u, v) to F_1 .

In the case when c is incident to four incoming and four outgoing edges of C_2 we add outgoing edge incident to u or v to F_2 (depending on which one of cycles incident to these vertices was matched to (u, v) in M_d ; if none of them we choose arbitrarily) and add (u, v) to F_1 .

□

10 Proof of Lemma 5

Let's now see, that the cycle cover we have found using our gadgets is indeed what had been promised — the maximum weight cycle cover (in which we agree to having paths ending with half-edges) not containing kites from G_1 . To prove that we will show, that no such cycle cover of G has been blocked by our gadgets and demands, so for every proper cycle cover of G , it can be translated into a b-matching in the modified graph. Let's start off with triangles.

Lemma 16 *Let $K \in \mathcal{C}_1$ be a 3-kite in the graph G_1 . Let \mathcal{C} be a cycle cover of G not containing K (as one of the cycles). There exists a selection of edges in the gadget \mathcal{G}_K corresponding to K , that is compliant with the cycle cover \mathcal{C} and every node v in \mathcal{G}_K has exactly $b(v)$ adjacent edges in it. Its total weight will be equal to the weight of \mathcal{C} .*

Proof. Since the cycle cover \mathcal{C} doesn't contain K as one of its cycles, it will have at least two edges connecting the nodes of this triangle with other vertices in the graph (that are *external* with regard to K). These edges are replicated in the gadget-modified graph, so there is no doubt, they can be selected into the b-matching. We will now present, how to handle the edges of the triangle K and the gadget \mathcal{G}_K . We will consider different interactions between \mathcal{C} and K .

- If $K \cap \mathcal{C} = \emptyset$ (no edge of the kite is used in the cycle cover), then the demands of vertices u , v and w are fulfilled by the external edges. Additionally, we select the edges $\langle x_1, x_2 \rangle$ (middle edge on the right side of the gadget), $\langle x_5, x_6 \rangle$ (middle on the left side), $\langle x_3, p \rangle$ and $\langle x_4, q \rangle$.
- If $K \cap \mathcal{C} = \{\langle u, v \rangle\}$ (the cycle cover contains one side of the triangle), the b-matching obviously contains $\langle u, x_1 \rangle$ and $\langle x_2, v \rangle$ — the halves of the edge $\langle u, v \rangle$. We also select the middle edges of two other sides of the triangle, namely $\langle x_3, x_4 \rangle$ and $\langle x_5, x_6 \rangle$. We satisfy the demands of p and q by connecting them with x_1 and x_2 respectively.
- Finally, if $K \cap \mathcal{C} = \{\langle u, v \rangle, \langle v, w \rangle\}$ (the cycle cover contains two sides of the triangle), we select the corresponding half-edges $\langle u, x_1 \rangle$, $\langle x_2, v \rangle$, $\langle v, x_3 \rangle$ and $\langle x_4, w \rangle$. The nodes p and q are connected with x_6 and x_5 .

□

In turn, for the 4-kite it will turn out, that our gadgets not only block selecting a length-4 cycle into the b-matching, but also prevent it from containing a length-3 cycle built on three vertices of the 4-kite.

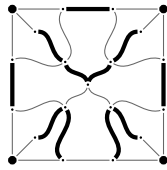
Lemma 17 *Let $K \in \mathcal{C}_1$ be a 4-kite in G_1 . Let \mathcal{C} be a cycle cover of G not containing any length-4 or length-3 cycle built on the vertices of K as one of its cycles. There exists a selection of edges, that is compliant with the cycle cover \mathcal{C} , such that every vertex $v \in \mathcal{G}_K$ has exactly $b(v)$ adjacent edges in the selection (so the selection forms a b -matching). The weight of the b -matching is equal to that of \mathcal{C} .*

Proof. Similarly to the proof of Lemma 16, we need to look into all the possible interactions of the cycle cover \mathcal{C} with the edges of K (together with its diagonals). For every such option, we will show, how to expand it into a compliant b -matching. The analysis is presented in the Figure 5 \square

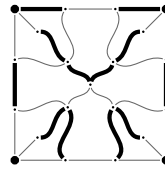
References

- [1] A.Barvinok, E.Kh.Gimadi, A.I.Serdyukov: The maximum traveling salesman problem. In: The Traveling Salesman Problem and its variations, 585-607, G.Gutin and A.Punnen, eds., Kluwer, 2002
- [2] R.Bhatia: private communication
- [3] Zhi-Zhong Chen, Yuusuke Okamoto, Lusheng Wang: Improved deterministic approximation algorithms for Max TSP. Information Processing Letters, 95, 2005, 333-342
- [4] Yi-Jen Chiang: New Approximation Results for the Maximum Scatter TSP. Algorithmica 41(4): 309-341 (2005)
- [5] M.L.Fisher, G.L.Nemhauser, L.A.Wolsey: An analysis of approximation for finding a maximum weight Hamiltonian circuit. Oper.Res.27 (1979) 799-809
- [6] R.Hassin, S.Rubinstein: Better Approximations for Max TSP. Information Processing Letters, 75, 2000, 181-186
- [7] R. Hassin, S. Rubinstein: An Approximation Algorithm for the Maximum Traveling Salesman Problem. Inf. Process. Lett. 67(3): 125-130 (1998)
- [8] R.Hassin, S.Rubinstein: A 7/8-approximation algorithm for metric Max TSP, Information Processing Letters, 81(5): 247-251, 2002
- [9] H.Kaplan, M. Lewenstein, N. Shafir, M. Sviridenko: Approximation Algorithms for Asymmetric TSP by Decomposing Directed Regular Multigraphs. J.ACM 52(4):602-626 (2005)
- [10] S.R.Kosaraju, J.K.Park, C.Stein: Long tours and short superstrings. In: Proc. 35th Annual Symposium on Foundations of Computer Science (FOCS),166-177 (1994)
- [11] A.V.Kostochka, A.I.Serdyukov: Polynomial algorithms with the estimates $\frac{3}{4}$ and $\frac{5}{6}$ for the traveling salesman problem of the maximum (in Russian). Upravlyaemye Sistemy, 26:55-59, 1985
- [12] J. Monnot: Approximation algorithms for the maximum Hamiltonian path problem with specified endpoint(s). European Journal of Operational Research 161(3): 721-735 (2005)

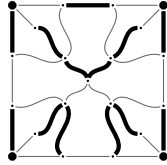
- [13] Katarzyna E. Paluch, Marcin Mucha, and Aleksander Madry. A $7/9$ - approximation algorithm for the maximum traveling salesman problem. In *Proceedings of the 12th International Workshop on Approximation Algorithms for Combinatorial Optimization*, volume 5687 of *Lecture Notes in Computer Science*, pages 298–311. Springer, 2009.
- [14] Katarzyna E. Paluch and Khaled M. Elbassioni and Anke van Zuylen. Simpler Approximation of the Maximum Asymmetric Traveling Salesman Problem. In *Proceedings of the 29th Symposium on Theoretical Aspects of Computer Science, STACS'2012*, Leibniz International Proceedings of Informatics 14, pages 501–506, 2012.
- [15] Katarzyna Paluch. Better Approximation Algorithms for Maximum Asymmetric Traveling Salesman and Shortest Superstring. CoRR abs/1401.3670 (2014).
- [16] C.H.Papadimitriou, M.Yannakakis: The traveling salesman problem with distances one and two. *Mathematics of Operations Research* 18 Issue 1 (1993), pp. 1-11
- [17] A.Schrijver: Nonbipartite Matching and Covering. In: *Combinatorial Optimization, Volume A*, 520-561, Springer 2003
- [18] A.I.Serdyukov: An Algorithm with an Estimate for the Traveling Salesman Problem of Maximum (in Russian). *Upravlyaemye Sistemy*, 25 (1984):80-86
- [19] R. Hassin and S. Rubinstein: An approximation algorithm for maximum triangle packing. *Discrete Applied Mathematics*, 154 (2006), 971–979
- [20] Z. Sichen, L. Zhao, Y. Liang, M. Zamani, R. Patro, R. Chowdhury, E. M. Arkin, J. S. B. Mitchell and Steven Skiena: Optimizing Read Reversals for Sequence Compression - (Extended Abstract). *Algorithms in Bioinformatics - 15th International Workshop (WABI)*, 2015
- [21] W. Tong, R. Goebel, T. Liu and G. Lin: Approximation Algorithms for the Maximum Multiple RNA Interaction Problem. *Combinatorial Optimization and Applications - 7th International Conference, COCOA 2013*, pp. 49–59
- [22] Z. Chen and L. Wang: An Improved Approximation Algorithm for the Bandpass-2 Problem. *Combinatorial Optimization and Applications - 6th International Conference, COCOA 2012*, pp. 188–199
- [23] A.I. Barvinok, D.S. Johnson, G.J. Woeginger, R. Woodrooffe. Finding maximum length tours under polyhedral norms. In *Proceedings of IPCO VI, Lecture Notes in Computer Science*, Vol. 1412, 1998, pp. 195–201.
- [24] Alexander I. Barvinok, Sándor P. Fekete, David S. Johnson, Arie Tamir, Gerhard J. Woeginger, Russell Woodrooffe. The geometric maximum traveling salesman problem. In *J. ACM* 50(5): 641-664 (2003)
- [25] Esther M. Arkin, Yi-Jen Chiang, Joseph S. B. Mitchell, Steven Skiena, Tae-Cheon Yang. On the Maximum Scatter TSP (Extended Abstract). In *SODA 1997: 211-220*
- [26] Prasad Chalasanani, Rajeev Motwani. Approximating Capacitated Routing and Delivery Problems. *SIAM J. Comput.* 28(6): 2133-2149 (1999)



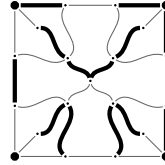
(a) No side or diagonal of the square was taken into \mathcal{C}



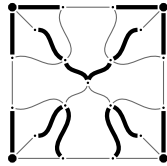
(b) \mathcal{C} contains one side of the graph.



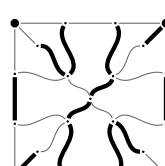
(c) \mathcal{C} contains two opposite sides of K



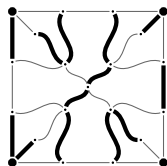
(d) \mathcal{C} contains two adjacent sides of the cycle K



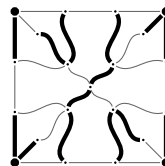
(e) Three sides of the square are taken into \mathcal{C} .



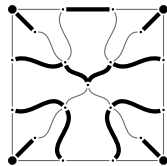
(f) \mathcal{C} contains one diagonal of K .



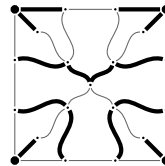
(g) A diagonal and a side edge of K are in \mathcal{C} .



(h) \mathcal{C} contains one diagonal and two opposite side edges of K .



(i) Two diagonals of K are taken into \mathcal{C} .



(j) Two diagonals and a side of K are in \mathcal{C} .

Figure 5: Proof of the Lemma 17. For every selection of the edges and diagonals of K in the cycle cover \mathcal{C} we are showing, how to select edges of the gadget \mathcal{G}_K , to realize the cycle cover in the gadgets-modified graph.