

Chapter 1

Polylogarithm identities, cluster algebras and the $\mathcal{N} = 4$ supersymmetric theory^{*}

Cristian Vergu

Abstract Scattering amplitudes in $\mathcal{N} = 4$ super-Yang Mills theory can be computed to higher perturbative orders than in any other four-dimensional quantum field theory. The results are interesting transcendental functions. By a hidden symmetry (dual conformal symmetry) the arguments of these functions have a geometric interpretation in terms of configurations of points in \mathbb{CP}^3 and they turn out to be cluster coordinates. We briefly introduce cluster algebras and discuss their Poisson structure and the Sklyanin bracket. Finally, we present a 40-term trilogarithm identity which was discovered by accident while studying the physical results.

1.1 Introduction

There is no doubt that quantum field theory and mathematics are deeply connected. There are many examples where field theory intuition helped formulate mathematical conjectures or even theorems (Seiberg-Witten theory in topology [62], Wilson loops in Chern-Simons theory for knot theory [61]). Similarly, progress in mathematics has stimulated progress in field theory (as a prime example we have ADHM construction [8] of instantons, but also work in index theory [7] which helped in the understanding of field theory anomalies). And these are just a few of many examples.

Cristian Vergu
 Department of Mathematics, King's College London
 The Strand, WC2R 2LS, London, UK
 e-mail: c.vergu@gmail.com

^{*} Expanded version of a talk given at the Opening Workshop of the Research Trimester on Multiple Zeta Values, Multiple Polylogarithms, and Quantum Field Theory, organized by José I. Burgos Gil, Korusch Ebrahimi-Fard, D. Ellwood, Ulf Kühn, Dominique Manchon and P. Tempesta.

In this review we will focus on one of the many connecting bridges between quantum field theory and number theory: polylogarithms. In quantum field theory polylogarithms and the closely related multiple zeta values are ubiquitous. They arise in the perturbative computations of various quantities.

There are many quantities one may attempt to compute and, moreover, there are many different quantum field theories. Many results are already available but frequently the complexity of the final answers (not to mention the complexity of the computation) is forbidding. We are then naturally led to ask which field theories and what quantities are most likely to be understood in simple terms.

These questions, while very natural, are not at all obvious, but in recent years an answer has begun to emerge. As we will explain, the answer is somewhat surprising. The textbook example for the simplest interacting field theory is called the ϕ^4 theory. This is a theory of a single scalar field with a four-point interaction. The Feynman diagrams in this theory have internal vertices of degree four. Many results are known in this theory see, for example, ref. [20, 59]. However, it has recently emerged that there is a better candidate for study, which we will discuss below.

Relativistic field theories are symmetric under the Poincaré group. The Poincaré group has the Lorentz group $O(1, 3)$ as a subgroup and particles are in correspondence with irreducible representations of these symmetry groups. The scalar particles transform in the trivial representation of $O(1, 3)$ so they realize the relativistic symmetry in the simplest possible way. As mentioned above, the ϕ^4 theory is a theory of scalar (or spin zero) fields.

Other representations of the Lorentz symmetry may appear: fermions which transform as a representation of the covering group $\text{Spin}(1, 3)$, gauge fields which are vectors of $O(1, 3)$, the graviton which is rank two tensor representation, etc. In the case of the gauge fields and of the graviton the formulation of the quantum theory is complicated by the fact that states are defined modulo gauge transformations. This also complicates the computations since one has to make a choice of gauge (or a choice of representative in the equivalence class).

Despite these technical complications, in many cases the final results, when expressed in terms of appropriate variables, turn out to be strikingly simple (the computation of Parke and Taylor in ref. [57] being a prime example). Then, we are led to suspect that there should be more efficient ways to find these answers.

We have briefly discussed the theories but we still haven't specified the types of quantities we are going to compute. We turn to this question next. The quantities which will be most relevant in the following discussion are scattering amplitudes. Let us give a rough definition of scattering amplitudes. A field theory of the kind we will consider is defined by a functional $S[\phi]$ called action, depending of functions $\phi(\mathbf{x}, t)$ called fields (here t is time, \mathbf{x} is a three-dimensional vector and ϕ is a generic name for a field; in general the theory can contain several fields with different $O(1, 3)$ transformations).

From this functional we can obtain by variational methods partial differential equations (called equations of motion) for the fields of the theory. Now, given some boundary conditions ϕ_{\pm} at $t = \pm\infty$ for the fields, from the solution ϕ_0 to the equation of motion satisfying these boundary conditions one can build a complex number $\exp(iS[\phi_0])$ which is called the tree level amplitude of transition between ϕ_- and ϕ_+ (if there is no solution for the prescribed boundary conditions, then the amplitude is defined to be zero). The name ‘tree’ is due to the fact that this quantity can be computed as a sum of tree-shaped Feynman diagrams.

The computation using the definition can be tedious in general, especially for gauge theories where one has to make an arbitrary choice of gauge (in the final result the dependence on this arbitrary choice must cancel; when this happens we call the answer ‘gauge invariant’). The tree level amplitudes have two important properties: analyticity (in a certain domain) and factorization.² Factorization here means that the amplitude has certain poles whose residues are products of simpler amplitudes. The requirement of factorization is a very powerful constraint; using it, the BCFW ([19]) recursion relations allow the computation of all tree-level amplitudes of the $\mathcal{N} = 4$ theory we will describe in the next section.

In the quantum theory graphs with loops appear as well. Graphs with loops correspond to non-trivial integrals, which yield mathematically interesting results. It is an empirical observation that the transcendentality of an ℓ -loop result is bounded from above by 2ℓ ; for a one-loop quantity the most complicated part can be expressed in terms of dilogarithms.

For theories relevant experimentally, like Quantum Chromodynamics (QCD), a one-loop answer will contain not only dilogarithms, but also logarithms and even rational terms. The transcendentality of the answer is not uniform. However, for the special case of $\mathcal{N} = 4$, the answers are of uniform transcendentality. In some cases, see ref. [52], the $\mathcal{N} = 4$ answer can be obtained from the uniform transcendentality of the more complicated QCD result.

1.2 The maximally supersymmetric theory

We mentioned previously that the theories with spin are in some sense simpler than theories of scalar (spinless) particles. Even so, there are many possible theories of particles with spin. Supersymmetry is a remarkable symmetry which can transform between particles of different spins. The maximal supersymmetry of a non-gravitational theory in three space and one time dimensions is called $\mathcal{N} = 4$ supersymmetry. The reason for the name is that

² Analyticity survives after adding quantum corrections, but factorization becomes more subtle in case there are infrared divergences (see ref. [13]). Since scattering amplitudes in gauge theories are infrared divergent, exploiting factorization at loop level seems to be much harder.

$\mathcal{N} = 1$ supersymmetry is the minimal supersymmetry and the maximal supersymmetry has four times as many supersymmetries as the minimal one.

In ref. [24], Coleman and Mandula proved a theorem about the possible symmetries of a relativistic theory. Under certain assumptions they showed that the symmetry group has the structure of a product between the Lorentz and some other ‘internal’ symmetry group. Later, Haag, Łopuszański and Sohnius [47] showed that a non-trivial symmetry structure is possible, but it has to be a supergroup symmetry, not a Lie group symmetry. A supergroup is obtained by exponentiating Lie superalgebra elements, where a Lie superalgebra is a \mathbb{Z}_2 -graded algebra with a bracket satisfying graded commutativity and a graded version of Jacobi identity. The supergroup has a usual Lie group as a subgroup and, somewhat surprisingly, this is also enlarged with respect to a typical relativistic theory. In a relativistic theory the symmetry group is the Poincaré group, which now gets enhanced to a $SO(2, 4)$ group, also known as the conformal group. The new symmetries are the dilatation D and four conformal transformations K_0, \dots, K_3 .

The theory with maximal supersymmetry was constructed shortly after in ref. [18] by Brink, Schwarz and Scherk. This theory is uniquely defined by its symmetry. It is a theory of a connection A on an $SU(N)$ principal bundle over Minkowski space \mathbb{M} , together with fermionic field Ψ and scalar fields Φ . The action functional is given by the Yang-Mills term together with other terms dictated by supersymmetry, which we do not write explicitly since they will not be important in the following

$$S[A, \Psi, \Phi] = \frac{1}{2g^2} \int_{\mathbb{M}} \text{tr}(F \wedge *F + \dots). \quad (1.1)$$

Here the trace is taken in the fundamental representation of $SU(N)$ and g^2 is a real number, called coupling constant. $F = dA + A \wedge A$ is the curvature of the connection A and $*F$ is the Hodge dual. The scattering amplitudes, can be expanded as a power series in g .

Terms in the perturbative expansion are computed by summing Feynman graphs. The contribution of a Feynman graph can be factored in two different types of terms: the kinematic part, depending on the positions (or on the momenta after Fourier transform) and the ‘color’ part which depends on the Lie algebra $\mathfrak{su}(N)$ of the gauge group $SU(N)$. The observables can then be decomposed on a basis of $\mathfrak{su}(N)$ invariants whose coefficients depend on N and g . If we select invariants which can be written as a single trace and, for these terms, we select the dominant behavior when $N \rightarrow \infty$, then the topology of the contributing graphs simplifies. We find that only planar graphs contribute. The way to select the planar graph contributions is to reorganize the perturbation theory as an expansion in $\lambda = g^2 N$ around $\lambda = 0$, with $N \rightarrow \infty$ and $g^2 \rightarrow 0$. This is the well-known ‘t Hooft limit [49].

From his study of the large N limit, ‘t Hooft conjectured that the result in the ‘t Hooft limit is the genus zero term in an expansion of a theory which

sums over surfaces. A theory which sums over surfaces is a string theory (in a theory of particles, one sums³ over particle paths, as instructed by the Feynman path integral). The conjecture also stated that subleading terms in N correspond to sums over surfaces of higher genera.

This conjecture of 't Hooft is very general, and was initially proposed for QCD, where the gauge group $SU(3)$ was to be replaced by $SU(N)$. It was hoped that understanding $N \rightarrow \infty$ case could shed some light on the $N = 3$ case. If instead of QCD we consider the $\mathcal{N} = 4$ supersymmetric theory, the conjecture was sharpened by the AdS/CFT correspondence of Maldacena (see ref. [53]). The AdS/CFT correspondence identifies the precise measure on the space of surfaces. In fact, we should use super-strings, but if we set the fermions to zero we obtain a theory of a string moving in an $AdS_5 \times S^5$ geometry. Here CFT means Conformal Field Theory, which in this case is a theory with a symmetry group containing $SO(2, 4)$. The AdS_5 space is the five-dimensional hyperbolic space with a non-definite metric, which can be obtained by analytically continuing some coordinates to imaginary values (a procedure called Wick rotation in the Quantum Field Theory literature). This is similar to the relation between Euclidean space \mathbb{R}^4 and Minkowski space \mathbb{M} . The isometry group of AdS_5 is again $SO(2, 4)$. In fact, the full $PSU(2, 2|4)$ symmetry groups match on both sides of the correspondence.

The AdS/CFT duality describes a physical system in two different ways. When the 't Hooft coupling λ is small, the field theory perturbative expansion in powers of λ is reliable. When the 't Hooft coupling is large, instead, one should use string theory on the $AdS_5 \times S^5$ should be used instead. In this case, the expansion variable is $\lambda^{-1/2}$. Therefore, the duality is of strong-weak type; the strong coupling ($\lambda \rightarrow \infty$) in the CFT can be mapped to a weakly coupled description in the dual string theory.

The computation of the scattering amplitudes can also be done in the dual string theory, as described in ref. [1]. In the dual string theory scattering amplitudes are given by the exponential of a minimal surface in AdS_5 which ends on the boundary of AdS_5 on a polygon whose sides are the momenta of the scattered particles (the polygon closes by momentum conservation).

1.3 Kinematics

In this section we describe the kinematics of a scattering process in terms of configurations of points in \mathbb{CP}^3 . This was initiated in ref. [48] for tree-level amplitudes, later extended to superspace in ref. [54] and further studied in ref. [6]. The usefulness of these variables for loop amplitudes was emphasized in ref. [4] and also in ref. [46] for an explicit two-loop result.

³ The sum over particle histories is not well-defined mathematically. Nevertheless, we can use it formally to compute the perturbative expansion. A similar statement holds for a string theory, where we sum over string histories also called worldsheets.

Consider an n -particle scattering process. The particle labeled by i is described by the on-shell momentum p_i (with $p_i^2 = 0$, where the norm is computed using the Minkowski metric), its helicity s_i and a gauge algebra generator $t_i \in \mathfrak{su}(N)$. The helicity labels the representation under the compact subgroup $U(1)$ of the Lorentz group $O(1, 3)$ which preserves the momentum p_i . In fact, if our theory contains fermions we need to pass to the covering group $\text{Spin}(1, 3)$ of part of the Lorentz group connected to the identity. In the end, the representations turn out to be labeled by $s \in \mathbb{Z}/2$.

As we discussed above, in the 't Hooft limit $N \rightarrow \infty$, $g^2 N = \lambda$ fixed, only single-trace terms survive in the scattering amplitudes. If we look at one of these single-trace terms, we see that the scattered particles are cyclically ordered. We can therefore introduce a *dual* space with coordinates x such that the momenta p_i are expressed as $p_i = x_{i-1} - x_i$. The x_i coordinates are only defined up to a translation $x_i \sim x_i + a$. We denote by \mathbb{M} the space parametrized by dual coordinates x .

The $\mathcal{N} = 4$ super-Yang-Mills theory is superconformal invariant. Besides this superconformal symmetry, the $\mathcal{N} = 4$ super-Yang-Mills theory also has a surprising *dual* superconformal symmetry, whose bosonic subgroup acts on the dual coordinates x . In the following we will mostly be interested in the conformal subgroup of this dual superconformal group. The dual superconformal symmetry is a hidden symmetry, which only arises in the 't Hooft limit. In particular, it can not be verified on the Lagrangian of the theory.

Historically, this symmetry arose as follows. First, the authors of ref. [34] noticed that integrals appearing in the perturbative computations of refs. [2, 15] have a curious inversion property in the dual space. Together with the obvious Lorentz symmetry, this generates the conformal group. This symmetry was then confirmed, and in fact used to guide the computations, at higher loop orders and for larger numbers of external particles in refs. [14, 10, 11]. In a parallel development [1], Alday and Maldacena showed how to compute scattering amplitudes in the dual string theory. This turned out to be closely related to the computation of a Wilson loop (in a language more familiar to mathematicians, a Wilson loop is the trace of the holonomy of the connection A around a curve). The strong coupling computation leads us to believe that there is a connection between scattering amplitudes and a Wilson loop around a polygonal contour with vertices x_i . This was confirmed also at weak coupling in several papers [35, 17, 31, 12, 32]. Under the duality the scattering amplitudes map to Wilson loops and the dual conformal symmetry of scattering amplitudes maps to the conformal symmetry of the Wilson loops. Ref. [33] showed that in fact the scattering amplitudes enjoy a dual *super*-conformal symmetry. This corresponds in the dual side to the superconformal symmetry of a Wilson super-loop, which is the trace of the holonomy of a superconnection in superspace along a polygonal contour. The corresponding super-loops were first defined in refs. [55, 23].

The dual space \mathbb{M} is noncompact and it does not have an action of the conformal group since some points are sent to infinity under conformal trans-

formations. This problem can be solved by compactifying $\tilde{\mathbb{M}}$ in a way compatible with the action of the conformal group. Moreover, $\tilde{\mathbb{M}}$ comes with a Minkowski signature. It is more convenient to use complex coordinates instead and to impose reality conditions when needed. Doing this, we can treat both the cases of Lorentz signature and of split signature. The complexified and compactified dual space can be represented as the $\mathbb{G}(2, 4)$ Grassmannian of two-planes in \mathbb{C}^4 containing the origin. Therefore, to each point in dual space $\tilde{\mathbb{M}}$ we can associate a two-plane in \mathbb{C}^4 . Two points in dual space are light-like separated if their corresponding planes intersect in a line (it is easy to check that this imposes one constraint). If we projectivize this construction, to a line through the origin in \mathbb{C}^4 corresponds a point in \mathbb{CP}^3 and to a two-plane through the origin in \mathbb{C}^4 corresponds a projective line in \mathbb{CP}^3 . We can do this for all pairs of points (x_{i-1}, x_i) and associate to each of them a point $Z_i \in \mathbb{CP}^3$. So instead of describing the kinematics by giving the momenta p_i subject to on-shell conditions $p_i^2 = 0$ and momentum conservation $\sum_{i=1}^n p_i = 0$, we can describe it by giving n points $Z_i \in \mathbb{CP}^3$. The variables Z_i are known as momentum twistors⁴ and were introduced in ref. [48]. Unlike for the variables p_i or x_i , the momentum twistors are unconstrained.

The complexified dual conformal group acts as $\text{SL}(4, \mathbb{C})$ on the momentum twistors $[Z] \rightarrow [MZ]$, where M is an $\text{SL}(4, \mathbb{C})$ matrix and we have denoted by $[Z]$ the homogeneous coordinates of the point Z . The $\text{SL}(4, \mathbb{C})$ is the double cover of the complexified orthogonal group $\text{SO}(6, \mathbb{C})$. There is a small subtlety here. We defined the Lorentz group to be $\text{O}(1, 3)$ and its complexification is $\text{O}(4, \mathbb{C})$. However, the parity transformation in $\text{O}(4, \mathbb{C})$ does not embed in $\text{SO}(6, \mathbb{C})$, nor in its double cover $\text{SL}(4, \mathbb{C})$. Then, the question is how does this discrete parity transformation act on the momentum twistor space. The answer is as follows. There is another space which, for lack of a better name, we call conjugate momentum twistor space whose points we label by W_i . There is a pairing between points in these two spaces, defined up to rescaling which we denote by $W \cdot Z$. Then we impose the rescaling invariant constraints $W_i \cdot Z_i = 0$ and $W_{i-1} \cdot Z_i = W_{i+1} \cdot Z_i = 0$ (here $i \pm 1$ are considered modulo n , the number of particles in the scattering process). Given the Z_i , the W_i are determined up to a rescaling. Then, parity acts as the discrete transformation $Z_i \leftrightarrow W_i$.

The translation of the kinematics to momentum twistor language makes it easy to build conformal invariants. In order to make $\text{SL}(4, \mathbb{C})$ invariants, we can form four-brackets $\langle ijkl \rangle = \text{Vol}(v_i, v_j, v_k, v_l)$, where v_i is a vector in \mathbb{C}^4 corresponding to Z_i and Vol is a volume form which is preserved by the action of $\text{SL}(4, \mathbb{C})$.

So we have established that we can describe the kinematics of a scattering process by giving a configuration of n ordered points Z_i in \mathbb{CP}^3 . The homogeneous coordinates of these points fit in a $4 \times n$ matrix. The conformal invariants are built from the 4×4 minors of this $4 \times n$ matrix.

⁴ A similar construction can be done for Minkowski space \mathbb{M} instead, in which case we obtain the Penrose's twistor space (see ref. [58]).

The description above is very similar to the description of coordinates on a Grassmannian. For $k \leq n$, the Grassmannian $\mathbb{G}(k, n)$ of k -planes in an n -dimensional space can be described as the space of $k \times n$ matrices of full rank modulo the left action by $\mathrm{GL}(k)$. Given such a $k \times n$ matrix, we can form $\binom{n}{k}$ minors of type $k \times k$. They can be labeled by k integers $i_1, \dots, i_k \in \{1, \dots, n\}$, corresponding to the columns of the initial $k \times n$ matrix. We will denote the determinants of these minors by $\langle i_1, \dots, i_k \rangle$. These determinants are also known as Plücker coordinates, and satisfy Plücker relations

$$\langle i, k, I \rangle \langle j, l, I \rangle = \langle i, j, I \rangle \langle k, l, I \rangle + \langle j, k, I \rangle \langle i, l, I \rangle, \quad (1.2)$$

where I is a multi-index with $k - 2$ entries. The Plücker relations define an embedding, called Plücker embedding, of the Grassmannian into a projective space of dimension $\binom{n}{k}$.

In the next section we will show that the Plücker relations in eq. (1.2) are the same as the exchange relations in a cluster algebra (see eq. (1.5, for example). This will also provide a way to build more complicated coordinates starting from simple minors. Such combinations naturally appear in expressions for scattering amplitudes in $\mathcal{N} = 4$.

Grassmannians have the important property of duality which identifies $\mathbb{G}(k, n)$ with $\mathbb{G}(n - k, n)$. This is useful since it allows to simplify the geometric picture (as has been done in refs. [46, 41]). Consider first the case $n = 6$. The kinematics is described by a configuration of six ordered points in \mathbb{CP}^3 or by the Grassmannian $\mathbb{G}(4, 6)$. By Grassmannian duality this is the same as $\mathbb{G}(2, 6)$ which then can be translated to a configuration of six ordered points in \mathbb{CP}^1 , a much simpler-looking (though equivalent) geometric configuration.

A similar simplification can be performed for the case of $n = 7$, where a configuration of seven points in \mathbb{CP}^3 can be mapped to a configuration of seven points in \mathbb{CP}^2 . In general, this means that the configurations of n ordered points in \mathbb{CP}^{k-1} are the same as configurations of n ordered points in \mathbb{CP}^{n-k-1} . Therefore we can restrict to $2 \leq k \leq \lfloor \frac{n-1}{2} \rfloor$ without loss of generality.

1.4 Introduction to cluster algebras

In this section we present some useful facts about cluster algebras. In the next section we will make the connection with Grassmannians and Plücker coordinates. Cluster algebras have been introduced in a series of papers [37, 38, 9, 39] by Fomin and Zelevinsky.

Since the formal definition is a bit complicated, we will content ourselves with an informal description. Cluster algebras are characterized as follows: they are commutative algebras constructed from distinguished generators (called *cluster variables*) which are grouped into non-disjoint sets of constant

cardinality (called *clusters*). The clusters are constructed recursively by an operation called *mutation* from an initial cluster. The number of variables in a cluster is called the rank of the cluster algebra.

Let us consider an example. The A_2 cluster algebra is defined by the following data:

- cluster variables: x_m , $m \in \mathbb{Z}$
- clusters: $\{x_m, x_{m+1}\}$
- initial cluster: $\{x_1, x_2\}$
- rank: 2
- exchange relations: $x_{m-1}x_{m+1} = 1 + x_m$
- mutation: $\{x_{m-1}, x_m\} \rightarrow \{x_m, x_{m+1}\}$.

Using the exchange relations we find that

$$x_3 = \frac{1+x_2}{x_1}, \quad x_4 = \frac{1+x_1+x_2}{x_1x_2}, \quad x_5 = \frac{1+x_1}{x_2}, \quad x_6 = x_1, \quad x_7 = x_2, \quad \dots \quad (1.3)$$

Therefore, the sequence x_m is periodic with period five and the number of cluster variables is finite.

When expressing the cluster variables x_m in terms of the variables (x_1, x_2) , we encounter two unexpected features (which hold in general for arbitrary cluster algebras). First, the denominators of the cluster variables are always monomials. In general, we expect the cluster variables to be rational fractions of the initial cluster variables, but in fact the denominator is always a monomial. This is known under the name of “Laurent phenomenon” (see. [37]). The second observation is that the numerator is a polynomial with positive coefficients.

As we alluded to before, this construction has a connection with Plücker relations. If we set $x_1 = \frac{\langle 23 \rangle \langle 14 \rangle}{\langle 12 \rangle \langle 34 \rangle}$ and $x_2 = \frac{\langle 13 \rangle \langle 45 \rangle}{\langle 34 \rangle \langle 15 \rangle}$, where $\langle ij \rangle$ are coordinates of the Grassmannian $\mathbb{G}(2, 5)$, we can compute the rest of cluster variables by using the Plücker identities $\langle ik \rangle \langle jl \rangle = \langle ij \rangle \langle kl \rangle + \langle il \rangle \langle jk \rangle$, to obtain

$$x_1 = \frac{\langle 23 \rangle \langle 14 \rangle}{\langle 12 \rangle \langle 34 \rangle}, \quad x_2 = \frac{\langle 13 \rangle \langle 45 \rangle}{\langle 34 \rangle \langle 15 \rangle}, \quad x_3 = \frac{\langle 12 \rangle \langle 35 \rangle}{\langle 15 \rangle \langle 23 \rangle}, \quad x_4 = \frac{\langle 25 \rangle \langle 34 \rangle}{\langle 23 \rangle \langle 45 \rangle}, \quad x_5 = \frac{\langle 15 \rangle \langle 24 \rangle}{\langle 12 \rangle \langle 45 \rangle}.$$

In the following we will use a description of cluster algebras starting with quiver. We now describe how to obtain a cluster algebra from a quiver. A quiver is an oriented graph which we will require to be connected, finite, without loops (arrows with the same origin and target) and two-cycles (pairs of arrows going in opposite directions between two vertices).

Starting with a quiver with a given vertex k we define a new quiver obtained by mutating at vertex k . The new quiver is obtained by applying the following operations on the initial quiver:

- for each path $i \rightarrow k \rightarrow j$ we add an arrow $i \rightarrow j$,
- reverse all the arrows on the edges incident with k ,

- remove all the two-cycles that may have formed.

The mutation at k is an involution; when applied twice in succession we obtain the initial cluster.

Each quiver of the restricted type defined above is in one-to-one correspondence with skew-symmetric matrices, once we fix an ordering of the vertices. The skew-symmetric matrix b is such that b_{ij} is the difference between the number of arrows $i \rightarrow j$ and the number of arrows $j \rightarrow i$. Since only one of the terms above is nonvanishing, $b_{ij} = -b_{ji}$. Under a mutation at vertex k the matrix b transforms to b' given by

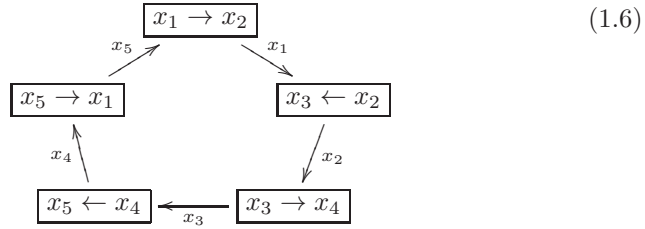
$$b'_{ij} = \begin{cases} -b_{ij}, & \text{if } k \in \{i, j\}, \\ b_{ij}, & \text{if } b_{ik}b_{kj} \leq 0, \\ b_{ij} + b_{ik}b_{kj}, & \text{if } b_{ik}, b_{kj} > 0, \\ b_{ij} - b_{ik}b_{kj}, & \text{if } b_{ik}, b_{kj} < 0 \end{cases}. \quad (1.4)$$

If we start with a quiver with n vertices and associate to each vertex i a variable x_i , we can use the skew-symmetric matrix b to define a mutation relation at the vertex k by

$$x_k x'_k = \prod_{i|b_{ik}>0} x_i^{b_{ik}} + \prod_{i|b_{ik}<0} x_i^{-b_{ik}}, \quad (1.5)$$

with the understanding that an empty product is set to one. The mutation at k changes x_k to x'_k defined by eq. (1.5) and leaves the other cluster variables unchanged.

The A_2 cluster algebra can be expressed by a quiver $x_1 \rightarrow x_2$. Then, a mutation at x_1 replaces it by $x'_1 = \frac{1+x_2}{x_1} \equiv x_3$ and reverses the arrow. A mutation at x_2 replaces it by $x'_2 = \frac{1+x_1}{x_2} \equiv x_5$. In the diagram (1.6) below we represent the quivers and the mutations for the A_2 cluster algebra (the arrows between quivers are labeled by the mutated variable).



1.5 The cluster algebra for $\mathbb{G}(k, n)$

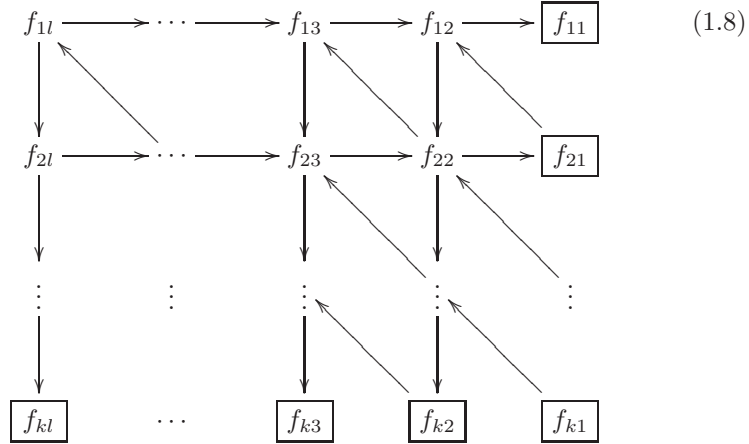
The Grassmannian $\mathbb{G}(k, n)$ has a cluster algebra structure which was described in ref. [40] (this construction is also reviewed in ref. [51]).

For $k < n$ we consider the description of the Grassmannian $\mathbb{G}(k, n)$ as the equivalence classes of $k \times n$ matrices of full rank, where two matrices are equivalent if they differ by the left action of a $\text{GL}(k)$ matrix. If the leftmost $k \times k$ minor is non-singular, i.e. $\langle 1, \dots, k \rangle \neq 0$ then, by left multiplication with an appropriate $\text{GL}(k)$ matrix, we can transform it to the identity matrix. After this operation the representative $k \times n$ matrix has the form $(\mathbf{1}_k, Y)$, where $\mathbf{1}_k$ is the $k \times k$ identity matrix and Y is a $k \times l$ matrix with $l = n - k$. The entries y_{ij} , $1 \leq i \leq k$, $1 \leq j \leq l$ of the matrix Y are coordinates on the cell of the Grassmannian where $\langle 1, \dots, k \rangle \neq 0$.

Now we define a matrix F_{ij} for $1 \leq i \leq k$, $1 \leq j \leq l$, which is the biggest square matrix which fits inside Y and whose lower-left corner is at position (i, j) inside Y . Then we define $l(i, j) = \min(i - 1, n - j - k)$ and

$$f_{ij} = (-1)^{(k-i)(l(i,j)-1)} \det F_{ij}. \quad (1.7)$$

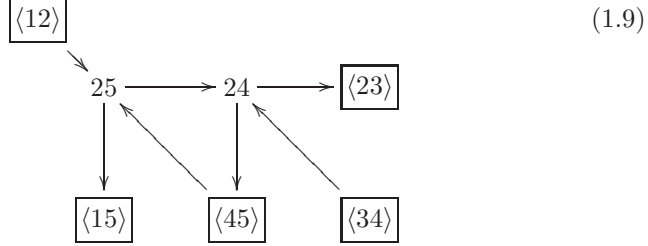
According to ref. [40], the initial quiver for the $\mathbb{G}(k, n)$ cluster algebra is given by⁵



The quiver above has two types of vertices, boxed and unboxed. The boxed vertices are special and called *frozen vertices*. We do not allow mutations in the frozen vertices. The associated variables to the frozen vertices are called *coefficients* instead of *cluster variables*. We define the *principal part* of such a quiver to be the quiver obtained by erasing the frozen vertices and the edges incident with them.

⁵ Here we are presented a flipped version of the quiver and with the arrows reversed with respect to the quivers of refs. [40, 51].

For the case $n = 5$ and $k = 2$, we can compute $f_{11} = \langle 23 \rangle$, $f_{12} = \langle 24 \rangle$, $f_{13} = \langle 25 \rangle$, $f_{21} = \langle 34 \rangle$, $f_{22} = \langle 45 \rangle$, $f_{23} = \langle 15 \rangle$. Then, the the initial quiver diagram looks like below

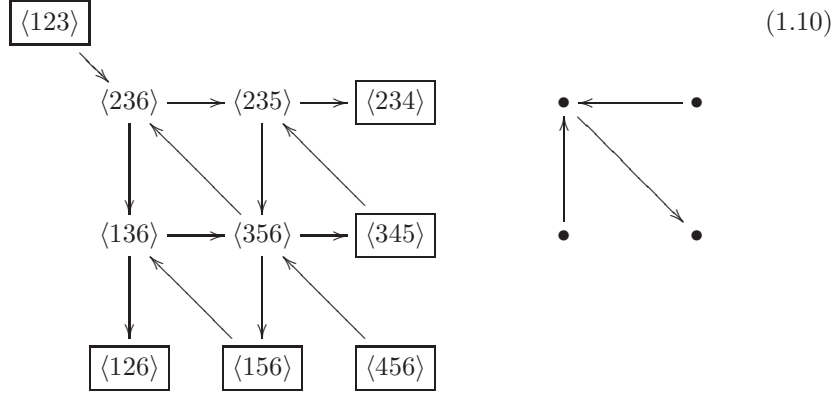


where we have also included explicitly a frozen variable $\langle 12 \rangle$ which is equal to unity in the special parametrization we chose (on the part of the Grassmannian where $\langle 12 \rangle \neq 0$).

After doing a mutation on the node $\langle 14 \rangle$, we obtain a similar quiver diagram where the frozen vertex $\langle 15 \rangle$ is special instead of $\langle 34 \rangle$. Just like in the four-point case the arrows containing the mutated node get reversed and the link between $\langle 13 \rangle$ and $\langle 34 \rangle$ gets deleted and replaced with a link $\langle 13 \rangle \rightarrow \langle 15 \rangle$. It is easy to see that by mutating one gets the five similar quivers and nothing more.

The principal part of the quiver for configurations of five points in \mathbb{CP}^1 is the same as the Dynkin diagram of A_2 Lie algebra. Indeed, this *is* the A_2 cluster algebra we discussed in sec. 1.4. The appearance of the A_2 Dynkin diagram provides the motivation for the name. We can define scaling invariant cross-ratios associated to any unfrozen node by taking the ratio of the product of coordinates in the quiver which can be reached by going against the arrows going in by the product of coordinates in the quiver which can be reached by following the arrows going out. For example, the cross-ratio corresponding to $\langle 13 \rangle$ in the quiver (1.9) is given by $\frac{\langle 12 \rangle \langle 34 \rangle}{\langle 14 \rangle \langle 23 \rangle}$. A mutation reverses the arrows and therefore transforms these ratios to their inverse. These cross-ratios are the cluster variables of the A_2 algebra, and the exchange relations following from the quiver description can be shown to be the same as the exchange relations of the A_2 algebra.

More complicated cases appear for six points in \mathbb{CP}^2 , where we obtain a D_4 Dynkin diagram. We can start with an initial quiver at the left below and mutate at vertex $\langle 236 \rangle$ to obtain the principal part of the quiver shown at right, which is the same as the Dynkin diagram of D_4 .



We should note that for the quiver in (1.10), the cross-ratio corresponding to the entry $\langle 356 \rangle$ is given by $\frac{\langle 136 \rangle \langle 235 \rangle \langle 456 \rangle}{\langle 156 \rangle \langle 236 \rangle \langle 345 \rangle}$. This is more complicated than the cross-ratios which were obtained previously and it has some interesting properties. It appeared already in [45] (before the cluster algebras were discovered), in connection with functional equations for the trilogarithm. For a geometrical interpretation of this quantity see sec. 1.7 and figs. 1.4, 1.5, 1.6.

In ref. [38], Fomin and Zelevinsky showed that a cluster is of finite type (i.e. it has a finite number of cluster variables), if the principal part of its quiver can be transformed to a Dynkin diagram by a sequence of mutations. Furthermore, if the principal part of the quiver contains a subgraph which is an affine Dynkin diagram, then the cluster algebra is of infinite type. Using this characterization, one can show that the cluster algebras arising from $\mathbb{G}(2, n)$ and $\mathbb{G}(3, 6)$, $\mathbb{G}(3, 7)$ and $\mathbb{G}(3, 8)$ are of finite type. In ref. [60], Scott has shown that all the other $\mathbb{G}(k, n)$ with $2 \leq k \leq \frac{n}{2}$ are of infinite type.

This has striking implications for scattering amplitudes in $\mathcal{N} = 4$ super-Yang-Mills theory which, as we have reviewed, are based on Grassmannians $\mathbb{G}(4, n)$, for $n \geq 6$. If $n = 6$ we obtain $\mathbb{G}(4, 6) = \mathbb{G}(2, 6)$ which is of finite type. If $n = 7$ we obtain $\mathbb{G}(4, 7) = \mathbb{G}(3, 7)$ which is again of finite type. However, starting at eight-point the cluster algebras are not of finite type anymore.

Notice that the seeds we have been using break the cyclic symmetry of the configuration of points. In order to see that the cyclic symmetry is preserved we need to show that two quivers whose labels are permuted by one unit are linked by a sequence of mutations. This can be shown in full generality (see ref. [41] for details).

So far the most studied cases were $\mathbb{G}(4, n)$ for $n = 6, 7$. The case $n = 8$ is more complicated also because the cluster algebra is infinite. In the remainder of this section we will list a few of the cluster coordinates appearing for $\mathbb{G}(4, 8)$ and discuss their properties. By using mutations, one encounters

$$\langle 12(345) \cap (678) \rangle \equiv \langle 1345 \rangle \langle 2678 \rangle - \langle 2345 \rangle \langle 1678 \rangle. \quad (1.11)$$

Here, the \cap notation emphasizes the following geometrical fact: the composite bracket $\langle 12(345) \cap (678) \rangle$ vanishes whenever the projective line $(345) \cap (678)$ obtained by intersecting two projective planes (345) and (678) and the points 1 and 2 lie in the same projective plane. This notation has been introduced in ref. [4].

Already for $n = 7$ we encounter $\langle 12(345) \cap (567) \rangle$, when expressed in \mathbb{CP}^3 language. In previous work (see ref. [45]) a different notation has been used for this quantity. First, a transformation to \mathbb{CP}^2 language was performed. Points in \mathbb{CP}^2 can be represented as vectors in \mathbb{C}^3 , modulo rescalings. For two three-vectors v_1, v_2 we have a notion of vector product $v_1 \times v_2$ which is the vector orthogonal to the plane spanned by v_1 and v_2 . Then, the composite brackets containing \cap can be translated to

$$\langle v_1 \times w_1, v_2 \times w_2, v_3 \times w_3 \rangle = \langle v_1 v_2 w_2 \rangle \langle w_1 v_3 w_3 \rangle - \langle w_1 v_2 w_2 \rangle \langle v_1 v_3 w_3 \rangle. \quad (1.12)$$

Above, the right-hand side does not have the same manifest symmetry as the left-hand side so more equivalent expressions can be found by applying permutations to the vector labels. Notice that the left-hand side vanishes when $v_1 \times w_1$ and $v_2 \times w_2$ differ by a rescaling. This is equivalent to the statement that the planes spanned by (v_1, w_1) and (v_2, w_2) are identical. Hence, $\langle v_1 v_2 w_2 \rangle = 0$ and $\langle v_2 w_1 w_2 \rangle = 0$ so the right-hand side vanishes as well.

Since the $\mathbb{G}(4, 8)$ cluster algebra is infinite, we are bound to find more and more complicated expressions. One remarkable feature of the mutations is that the denominator can always be canceled by the numerator, after using Plücker identities. Therefore, these coordinates always seem to be *polynomials* in the Plücker coordinates. This is an analog of the Laurent phenomenon, but this time we obtain polynomials.⁶ As an example in $\mathbb{G}(4, 8)$, we have the following identity

$$\frac{\langle 1237 \rangle \langle 1245 \rangle \langle 1678 \rangle + \langle 1278 \rangle \langle 45(671) \cap (123) \rangle}{\langle 1267 \rangle} = \langle 45(781) \cap (123) \rangle. \quad (1.13)$$

Here the left-hand side is the expression obtained following a mutation, while the right-hand side is the expression where the denominator has been canceled.

Even more complicated coordinates can be generated. As an example, we also find

$$\langle (123) \cap (345), (567) \cap (781) \rangle. \quad (1.14)$$

This vanishes when the lines $(123) \cap (345)$ and $(567) \cap (781)$ intersect. Equivalently, we can say that the lines $(345) \cap (567)$ and $(781) \cap (123)$ intersect.

⁶ This holds in many explicit examples, but I have not found a proof in the literature.

1.6 Poisson brackets

One can define a Poisson bracket on the cluster coordinates. It is enough to define the Poisson bracket between the coordinates in a given cluster. If X_i, X_j belong to the same cluster, i.e. they are vertices in the same quiver, then their Poisson bracket is defined as

$$\{X_i, X_j\} = b_{ij}X_iX_j, \quad (1.15)$$

where $b_{ij} = -b_{ji}$ is the b matrix of the cluster. The Poisson bracket is compatible with mutations. That is,

$$\{X'_i, X'_j\} = b'_{ij}X'_iX'_j, \quad (1.16)$$

where X'_i and b'_{ij} are obtained by a mutation from X_i and b_{ij} , respectively.

The Poisson structure is easiest to understand for $\mathbb{G}(2, n)$ cluster algebras (see ref. [36] for a discussion). To a configuration of n points in \mathbb{CP}^1 with a cyclic ordering we associate a convex polygon. Each of the vertices of this polygon corresponds to one of the n points.

Then consider a complete triangulation of the polygon. Each of the $n - 3$ diagonals in this triangulation determines a quadrilateral and therefore four points in \mathbb{CP}^1 . Suppose a diagonal E determines a quadrilateral with vertices i, j, k, l where the ordering is the same as the ordering of the initial polygon. Using these four points we can form a cross-ratio $r(i, j, k, l) = \frac{z_{ij}z_{kl}}{z_{jk}z_{il}}$. We have $r(i, j, k, l) = r(k, l, i, j)$ which implies that the cross-ratio is uniquely determined by the diagonal E and we don't have to choose an orientation.

If we flip the diagonal E then the initial cross-ratio goes to its inverse, but the cross-ratios corresponding to neighboring quadrilaterals change in a more complicated way. In fact, they transform in the same way as the cluster coordinates, if the matrix b_{ij} is defined as follows. Two diagonals E and F in a given triangulation are called adjacent if they are the sides of one of the triangles of the triangulation. If the diagonals are adjacent we set $b_{EF} = 1$ if the diagonal E comes before F when listing the diagonals at the common vertex in clockwise order. Otherwise we set $b_{EF} = -1$. If two diagonals E and F are not adjacent we set $b_{EF} = 0$.

In general, it is hard to compute the Poisson bracket between two coordinates in different clusters. One approach is to express the second coordinate in terms of the coordinates of a cluster containing the first one. Then, we can use the definition. In general this is hard. Another approach is to use the Sklyanin bracket (see ref. [40]). To explain this, we restrict again to the part of the Grassmannian $\mathbb{G}(k, n)$ where $\langle 1, \dots, k \rangle \neq 0$ and we use a representative under the left $\mathrm{GL}(k)$ action which is $(\mathbf{1}_k, Y)$, where Y is a $k \times l$, $l = n - k$ matrix. We denote the entries of the matrix Y by y_{ij} , $i = 1, \dots, k$, $j = 1, \dots, l$. On these coordinates we introduce a bracket called Sklyanin bracket given by

$$\{y_{ij}, y_{\alpha\beta}\}_S = (\text{sgn}(\alpha - i) - \text{sgn}(\beta - j))y_{i\beta}y_{\alpha j}. \quad (1.17)$$

In general, Sklyanin bracket is defined using an R -matrix, which is a solution of a modified classical Yang-Baxter equation (see ref. [40] for details).

Now, we can extend the Sklyanin bracket to arbitrary functions of the variables y , in the usual way

$$\{f, g\}_S = \sum_{i,j,\alpha,\beta} \frac{\partial f}{\partial y_{ij}} \{y_{ij}, y_{\alpha\beta}\}_S \frac{\partial g}{\partial y_{\alpha\beta}}. \quad (1.18)$$

This bracket satisfies the Jacobi identity, as can be shown by direct computation, using the identity $\text{sgn}(x)\text{sgn}(y) + \text{sgn}(y)\text{sgn}(z) + \text{sgn}(z)\text{sgn}(x) = -1$ for $x + y + z = 0$ and $xyz \neq 0$.

The cluster coordinates can be expressed in terms of variables y and their bracket can be computed using the formula above. As an example, consider the case of the A_2 algebra again. There we have the cluster coordinates

$$X_1 = \frac{(12)(45)}{(15)(24)} = -\frac{y_{12}y_{23} - y_{13}y_{22}}{y_{12}y_{23}}, \quad X_2 = \frac{(25)(34)}{(23)(45)} = \frac{y_{13}(y_{11}y_{22} - y_{12}y_{21})}{y_{11}(y_{12}y_{23} - y_{13}y_{22})}. \quad (1.19)$$

The computation of the bracket $\{X_1, X_2\}_S$ is a bit tedious, but straightforward. We find

$$\{X_1, X_2\}_S = 2X_1X_2. \quad (1.20)$$

Up to a factor of 2, we obtain the answer expected from the definition in terms of the b matrix of the quiver. Now, we can compute Poisson brackets between any cluster coordinates, even if they don't belong to the same cluster. Most of the Poisson brackets between coordinates which don't belong to the same cluster will be very complicated, but sometimes one obtains zero. This information combined with other physical requirements, can uniquely determine some parts of the amplitudes, as done for example in ref. [44].

1.7 Elements of projective geometry

It is very useful to understand the cross-ratios geometrically. For example, the A_2 cluster algebra described above involves the geometry of five points on \mathbb{CP}^1 .

The simplest type of cross-ratio is the cross-ratio of four points (a, b, c, d) in \mathbb{CP}^1 . If the points have coordinates (z_a, z_b, z_c, z_d) , then their cross-ratio is

$$r(a, b, c, d) = \frac{z_{ab}z_{cd}}{z_{bc}z_{da}}, \quad (1.21)$$

with $z_{ab} = z_a - z_b$. In the following we will try to reduce more complicated situations to configurations of four points on a projective line.

By duality, a point in \mathbb{CP}^2 is in correspondence with a line in \mathbb{CP}^2 . A configuration of four points on a projective line in \mathbb{CP}^2 dualizes to a configuration of four lines intersecting in a point. Therefore, we can talk about the cross-ratio of four lines in \mathbb{CP}^2 (see fig. 1.1).

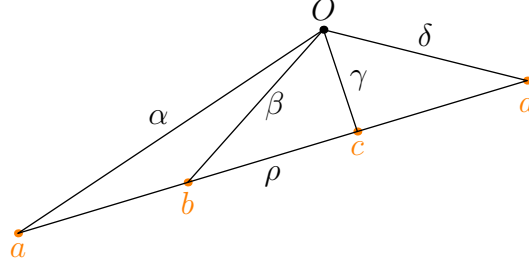


Fig. 1.1 The cross-ratio of four lines in \mathbb{CP}^2 .

The cross-ratios of four lines $(\alpha, \beta, \gamma, \delta)$ containing a point O can be related to the cross-ratio of four points by taking an arbitrary line ρ (not containing the point O) and computing the intersection points $a = \rho \cap \alpha$, $b = \rho \cap \beta$, $c = \rho \cap \gamma$, $d = \rho \cap \delta$. Then, the cross-ratio of the points (a, b, c, d) on ρ is independent on ρ and is equal to the cross-ratio of the lines $(\alpha, \beta, \gamma, \delta)$

$$r(\alpha, \beta, \gamma, \delta) = r(a, b, c, d). \quad (1.22)$$

If the lines are defined by pairs of points $\alpha = (OA)$, $\beta = (OB)$, $\gamma = (OC)$, $\delta = (OD)$, as in fig. 1.2, then the cross-ratio of the four lines is

$$r(\alpha, \beta, \gamma, \delta) = r(a, b, c, d) = (O|A, B, C, D) \equiv \frac{\langle OAB \rangle \langle OCD \rangle}{\langle OBC \rangle \langle ODA \rangle}, \quad (1.23)$$

where $\langle XYZ \rangle$ is proportional to the oriented area of the triangle $\Delta(X, Y, Z)$.

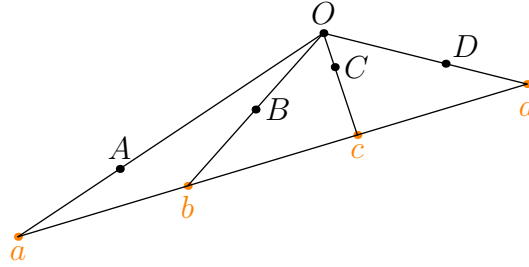


Fig. 1.2 The cross-ratio of four lines determined by their common intersection point O and another point on each of them.

If the four points A, B, C, D do not belong to a line we can't generically define their cross-ratio. However, given a conic \mathcal{C} such that A, B, C, D belong⁷ to \mathcal{C} , then we can define their cross-ratio as follows: pick a point X on the conic \mathcal{C} . Then, by Chasles' theorem the cross-ratio of the lines (XA) , (XB) , (XC) and (XD) is independent on the point X and is defined to be the cross-ratio of the points A, B, C, D (with respect to the conic \mathcal{C}). See fig. 1.3.

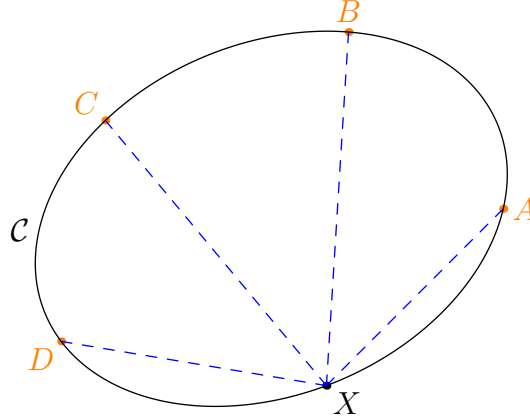


Fig. 1.3 The cross-ratio of points A, B, C, D with respect to the conic \mathcal{C} .

Let us now discuss the triple ratio of six points in \mathbb{CP}^2 which was introduced by Goncharov. We take the six points to be A, B, C, X, Y, Z . Numerically, this triple ratio is given by

$$r_3(A, B, C; X, Y, Z) = \frac{\langle ABX \rangle \langle BCY \rangle \langle CAZ \rangle}{\langle ABY \rangle \langle BCZ \rangle \langle CAX \rangle}. \quad (1.24)$$

It turns out that this ratio has several geometrical interpretations. Consider first the situation in fig. 1.4. There, we have four lines which are dashed and blue: $\alpha = (CB)$, $\beta = (Cb)$, $\gamma = (Cc)$, $\delta = (Cd)$, where $b = (AX) \cap (BY)$, $c = A$ and $d = (CZ) \cap (AX)$. Their cross-ratio, obtained by intersecting with the line (AX) , is given by

$$r(\alpha, \beta, \gamma, \delta) = r(a, b, c, d) = (C|B, (AX) \cap (BY), A, Z). \quad (1.25)$$

But, instead of considering the intersections of the lines $(\alpha, \beta, \gamma, \delta)$ with the line (AX) as above, we can consider the intersection with the line (BY) . The intersection points are

⁷ Any conic is determined by five points. Given four points there is an infinity of conics which contain them.

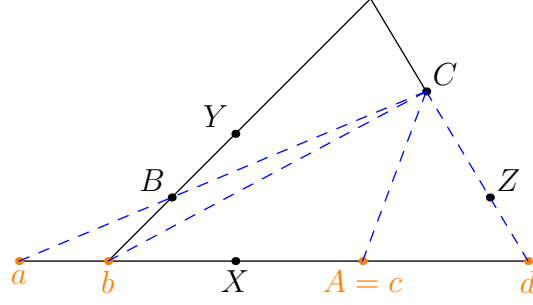


Fig. 1.4 Triple ratio, expressed as a cross-ratio of points on the line (AX) .

$$a' = \alpha \cap (BY) = B, \quad (1.26)$$

$$b' = \beta \cap (BY) = b = (AX) \cap (BY), \quad (1.27)$$

$$c' = \gamma \cap (BY) = (CA) \cap (BY), \quad (1.28)$$

$$d' = \delta \cap (BY) = (CZ) \cap (BY). \quad (1.29)$$

The corresponding figure is fig. 1.5. If we denote by $\alpha' = (AB)$, $\beta' = (AX)$, $\gamma' = (AC)$, $\delta' = (Ad')$, we have

$$\begin{aligned} r(a, b, c, d) &= r(\alpha, \beta, \gamma, \delta) = r(a', b', c', d') = \\ &= r(\alpha', \beta', \gamma', \delta') = (A|B, X, C, (BY) \cap (CZ)). \end{aligned} \quad (1.30)$$

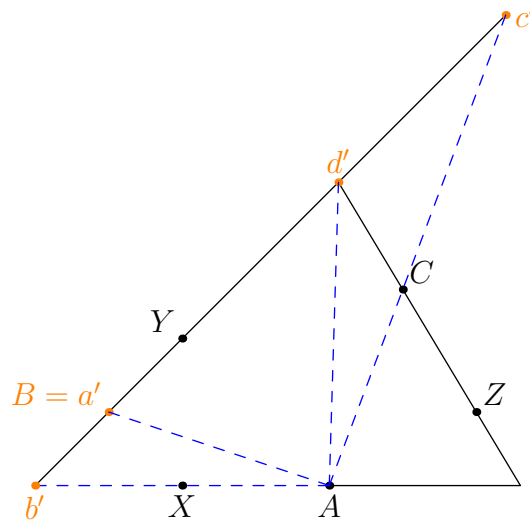


Fig. 1.5 Triple ratio, expressed as a cross-ratio of points on the line (BY) .

Now we can repeat the previous procedure. We compute the cross-ratio $r(\alpha', \beta', \gamma', \delta')$ by considering the intersection with (CZ) . The intersection points are

$$a'' = \alpha' \cap (CZ) = (AB) \cap (CZ), \quad (1.31)$$

$$b'' = \beta' \cap (CZ) = (AX) \cap (CZ), \quad (1.32)$$

$$c'' = \gamma' \cap (CZ) = C, \quad (1.33)$$

$$d'' = \delta' \cap (CZ) = (BY) \cap (CZ). \quad (1.34)$$

See fig. 1.6 for a geometrical representation. If we define the lines $\alpha'' = (BA)$, $\beta'' = (Bb'')$, $\gamma'' = (BC)$, $\delta'' = (Bd'')$, we have

$$(B|A, (CZ) \cap (AX), C, Y) = r(\alpha'', \beta'', \gamma'', \delta'') = r(a'', b'', c'', d'') = r(\alpha', \beta', \gamma', \delta'). \quad (1.35)$$

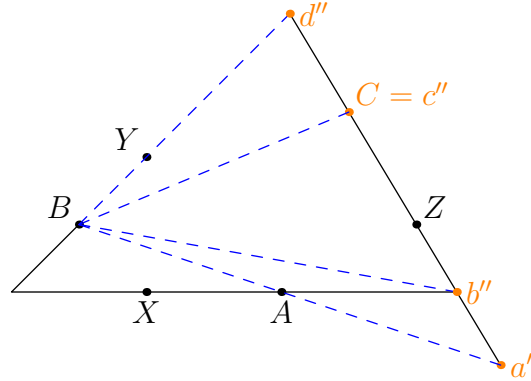


Fig. 1.6 Triple ratio, expressed as a cross-ratio of points on the line (CZ) .

We have therefore shown that

$$(A|B, X, C, (BY) \cap (CZ)) = (B|A, (CZ) \cap (AX), C, Y) = (C|B, (AX) \cap (BY), A, Z). \quad (1.36)$$

Notice that this is also implied by the symmetry $r_3(A, B, C; X, Y, Z) = r_3(B, C, A; Y, Z, X)$.

Let us now show that the invariant $(A|B, X, C, (BY) \cap (CZ))$ has the same zeros and poles as $r_3(A, B, C; X, Y, Z)$. From the definition, we know that $(A|B, X, C, (BY) \cap (CZ))$ vanishes when $\langle ABX \rangle = 0$ or $\langle AC(BY) \cap (CZ) \rangle = 0$. The second three-bracket vanishes if $\langle BCY \rangle = 0$ or $\langle CAZ \rangle = 0$. In the first case B, C, Y are collinear and therefore $(BY) \cap (CZ) = C$ so we have $\langle AC(BY) \cap (CZ) \rangle = \langle ACC \rangle = 0$. In the second case, when $\langle CAZ \rangle = 0$ we have that $A \in (CZ)$, $C \in (CZ)$ and $P \equiv (BY) \cap (CZ) \in (CZ)$. Since all the

entries of the three-bracket are collinear, we find that $\langle AC(BY) \cap (CZ) \rangle = 0$. We have shown that $(A|B, X, C, (BY) \cap (CZ))$ vanishes if $\langle ABX \rangle = 0$ or $\langle BCY \rangle = 0$ or $\langle CAZ \rangle = 0$ which is the same as the numerator of $r_3(A, B, C; X, Y, Z)$. In order to find the poles we reason in the same way.

1.8 Polylogarithm identities

In this section we provide some more mathematical details on transcendental functions and explain how to partially integrate them. We denote by \mathcal{L}_n the Abelian group (under addition) of transcendental functions of transcendental weight n . An important character in this story is the Bloch group B_n , also called the classical polylogarithm group: it is the subgroup of \mathcal{L}_n generated by the classical polylogarithm functions Li_n and their products.

Consider first the simplest kind of transcendental function, the logarithm. If we are working modulo $2\pi i$, then we have that $\ln z + \ln w = \ln(zw)$, for any $z, w \in \mathbb{C}^*$. In order to express this simple functional relation formally, define $\mathbb{Z}[\mathbb{C}^*]$ to be the free Abelian group generated by $\{z\}$, with integer coefficients and z non-zero complex numbers. Concretely, elements of this group are quantities like $\{z\} + \{w\}$ and the group operation is defined in the obvious way. Then, we can quotient this group by the relations satisfied by the logarithm to obtain the logarithm group B_1 ,

$$B_1 = \mathbb{Z}[\mathbb{C}^*]/(\{z\} + \{w\} - \{zw\}). \quad (1.37)$$

This group is isomorphic to the multiplicative group of complex numbers, \mathbb{C}^\times .

The next simplest transcendental functions are the dilogarithms, Li_2 . The dilogarithms satisfy a simple five-term functional relation. One way to express this functional relation is to consider five points on \mathbb{CP}^1 with coordinates z_1, \dots, z_5 . From any four such points we can form a cross-ratio $r(z_1, \dots, \hat{z}_i, \dots, z_5)$, where the hatted argument is missing. We use the definition $r(i, j, k, l) = \frac{z_{ij} z_{kl}}{z_{jk} z_{li}}$ with $z_{ij} = z_i - z_j$. Then the five-term identity can be written as

$$\sum_{i=1}^5 (-1)^i \text{Li}_2(-r(z_1, \dots, \hat{z}_i, \dots, z_5)) = \text{logs}, \quad (1.38)$$

where we have denoted by logs the terms which can be written uniquely in terms of logarithms. There is a theorem (see ref. [16]) that all the relations between dilogarithms are consequences of the five-term relations. We can now define the Bloch group B_2 by analogy to the logarithm case. We first define $\mathbb{Z}[\mathbb{C}]$ to be the free Abelian group generated by $\{z\}_2$, where z is a complex number. Then, we quotient by the five-term relations and the quotient is denoted by B_2

$$B_2 = \mathbb{Z}[\mathbb{C}]/(\text{five-term relations}). \quad (1.39)$$

In this case we have a group morphism $\delta, B_2 \xrightarrow{\delta} \Lambda^2 \mathbb{C}^*$ which is defined by $\delta(\{z\}_2) = (1 - z) \wedge z$. To check that this is a group morphism we need to show that $\delta(\text{five-term relation}) = 0$ or

$$\sum_{i=1}^5 (-1)^i (1 + r(z_1, \dots, \hat{z}_i, \dots, z_5)) \wedge r(z_1, \dots, \hat{z}_i, \dots, z_5) = 0, \quad (1.40)$$

which can be done by a short computation.

Let us now discuss Li_3 functions. There is a theorem stating that all transcendental three functions can be written as a linear combination of Li_3 and products of lower transcendental functions (see ref. [45]).

Just like in the previous cases, we first need to find the functional relations satisfied by Li_3 functions. The identity satisfied by Li_3 is very similar to the one satisfied by Li_2 and can be described in terms of configurations of seven points on \mathbb{CP}^2 . It is convenient to describe each of these points in terms of their homogeneous $v_i \in \mathbb{C}^3$ coordinates, with $i = 1, \dots, 7$. For three such vectors v_i, v_j, v_k we can define a three-bracket $\langle \cdot, \cdot, \cdot \rangle : \mathbb{C}^3 \times \mathbb{C}^3 \times \mathbb{C}^3 \rightarrow \mathbb{C}$ by the volume of the parallelepiped generated by them $\langle i, j, k \rangle = \text{Vol}(v_i, v_j, v_k)$.

Given six points in \mathbb{CP}^3 , we can form a cross-ratio

$$r_3(1, 2, 3, 4, 5, 6) = \frac{\langle 124 \rangle \langle 235 \rangle \langle 316 \rangle}{\langle 125 \rangle \langle 236 \rangle \langle 314 \rangle}. \quad (1.41)$$

Such cross-ratios have been introduced and extensively used in ref. [45] and we also discuss their geometric interpretation in sec. 1.5. The Li_3 functional relations can be expressed in terms of this cross-ratio as

$$\sum_{i=1}^7 (-1)^i \text{Alt}_6 \text{Li}_3(-r_3(1, \dots, \hat{i}, \dots, 7)) \approx 0, \quad (1.42)$$

where Alt_6 mean antisymmetrization in the six points on which r_3 depends and \approx means that we have omitted the terms which are products of lower transcendental functions.

Now we define

$$B_3 = \mathbb{Z}[\mathbb{C}]/(\text{seven-term relations}). \quad (1.43)$$

There is a morphism $\delta : B_3 \rightarrow B_2 \otimes \mathbb{C}^*$, $\delta(\{x\}_3) = \{x\}_2 \otimes x$. In order to show that this morphism is well-defined, we need to show that δ annihilates the seven-term relations.

It may seem that we can continue in the same way to higher transcendental functions. However, this is not the case. At transcendental four there are new functions which can not be expressed in terms of Li_4 and products of lower transcendental functions. We can define B_n for $n \geq 4$ in the same way as

before, but there is a bigger group \mathcal{L}_n which is the Abelian group related to weight n polylogs, some of which are not classical polylogs.

We defined B_n to be the Abelian groups generated by classical polylogs and \mathcal{L}_n to be the Abelian groups of all polylogs of weight n . Now we want to characterize them. The most mathematically concise way to describe their (conjectural!) connection is by an exact sequence, which for $n = 4$ reads

$$0 \rightarrow B_4 \rightarrow \mathcal{L}_4 \rightarrow \Lambda^2 B_2 \rightarrow 0. \quad (1.44)$$

An exact sequence is a sequence of maps between spaces such that the image of a map falls in the kernel of the next one. In the example above, the first arrow says that B_4 maps to \mathcal{L}_4 injectively, which is obvious since B_4 is contained in \mathcal{L}_4 . The last arrow says that the map $\mathcal{L}_4 \rightarrow \Lambda^2 B_2$ is surjective. This is less obvious, but it means that for any element of $\Lambda^2 B_2$ one can find a weight four polylog with that $\Lambda^2 B_2$ projection.

Finally, the rest of the sequence means that $\ker(\mathcal{L}_4 \rightarrow \Lambda^2 B_2) = B_4$. This means that if a weight four polylog has zero $\Lambda^2 B_2$ projection, which is to say it belongs to $\ker(\mathcal{L}_4 \rightarrow \Lambda^2 B_2)$, then it is a classical polylog, and vice versa.

Notice that in fig. 1.4, we have five points (a, b, X, c, d) on the line (AX) . From five points (z_1, \dots, z_5) in \mathbb{CP}^1 we can produce a dilogarithm identity

$$\sum_{i=1}^5 (-1)^i \{-r(z_1, \dots, \hat{z}_i, \dots, z_5)\}_2 = 0. \quad (1.45)$$

This motivates us to find the expressions in terms of three-brackets for the other cross-ratios that can be constructed from these five points on (AX) (see fig. 1.4):

$$r(b, X, A, d) = \frac{\langle BXY \rangle \langle ACZ \rangle}{\langle A \times X, B \times Y, C \times Z \rangle}, \quad (1.46)$$

$$r(a, X, A, d) = (C|B, X, A, Z), \quad (1.47)$$

$$r(a, b, A, d) = r_3(A, B, C; X, Y, Z), \quad (1.48)$$

$$r(a, b, X, d) = r_3(X, B, C; A, Y, Z), \quad (1.49)$$

$$r(a, b, X, A) = (B|C, Y, X, A). \quad (1.50)$$

This provides a geometric proof for the following dilogarithm identity

$$\begin{aligned} & -\left\{ \frac{\langle BXY \rangle \langle ACZ \rangle}{\langle A \times X, B \times Y, C \times Z \rangle} \right\}_2 + \left\{ \frac{\langle CBX \rangle \langle CAZ \rangle}{\langle CXA \rangle \langle CZB \rangle} \right\}_2 - \left\{ \frac{\langle ABX \rangle \langle BCY \rangle \langle CAZ \rangle}{\langle ABY \rangle \langle BCZ \rangle \langle CAX \rangle} \right\}_2 \\ & + \left\{ \frac{\langle XBA \rangle \langle BCY \rangle \langle CXZ \rangle}{\langle XBY \rangle \langle BCZ \rangle \langle CXA \rangle} \right\}_2 - \left\{ \frac{\langle BCY \rangle \langle BXA \rangle}{\langle BYX \rangle \langle BAC \rangle} \right\}_2 = 0. \end{aligned} \quad (1.51)$$

Here is a 40-term trilogarithm identity which was discovered when analyzing results of two-loop computations in $\mathcal{N} = 4$ theory

$$\begin{aligned}
& \left\{ -\frac{\langle 125 \rangle \langle 134 \rangle}{\langle 123 \rangle \langle 145 \rangle} \right\}_3 + \left\{ -\frac{\langle 126 \rangle \langle 145 \rangle}{\langle 124 \rangle \langle 156 \rangle} \right\}_3 + \left\{ -\frac{\langle 126 \rangle \langle 145 \rangle \langle 234 \rangle}{\langle 123 \rangle \langle 146 \rangle \langle 245 \rangle} \right\}_3 + \\
& \frac{1}{3} \left\{ -\frac{\langle 136 \rangle \langle 145 \rangle \langle 235 \rangle}{\langle 123 \rangle \langle 156 \rangle \langle 345 \rangle} \right\}_3 + (\text{cyclic permutations}) - \\
& (\text{anti-cyclic permutations}) = 0. \quad (1.52)
\end{aligned}$$

In order to check that the $B_2 \wedge \mathbb{C}^*$ projection of the 40-term trilogarithm identity is zero we need some dilogarithm identities. For example, one of the dilogarithm identities which is useful is

$$\begin{aligned}
& - \left\{ -\frac{\langle 123 \rangle \langle 456 \rangle}{\langle 1 \times 2, 3 \times 4, 5 \times 6 \rangle} \right\}_2 - \left\{ -\frac{\langle 125 \rangle \langle 134 \rangle}{\langle 123 \rangle \langle 145 \rangle} \right\}_2 - \left\{ -\frac{\langle 123 \rangle \langle 156 \rangle \langle 345 \rangle}{\langle 125 \rangle \langle 134 \rangle \langle 356 \rangle} \right\}_2 + \\
& \left\{ -\frac{\langle 124 \rangle \langle 156 \rangle \langle 345 \rangle}{\langle 125 \rangle \langle 134 \rangle \langle 456 \rangle} \right\}_2 - \left\{ -\frac{\langle 156 \rangle \langle 345 \rangle}{\langle 135 \rangle \langle 456 \rangle} \right\}_2 = 0. \quad (1.53)
\end{aligned}$$

It can be interpreted geometrically as five points $(3, 4, (15) \cap (34), (12) \cap (34), (34) \cap (56))$ on the line (34) .

The second useful dilogarithm identity is

$$\begin{aligned}
& \left\{ -\frac{\langle 156 \rangle \langle 234 \rangle}{\langle 1 \times 2, 3 \times 4, 5 \times 6 \rangle} \right\}_2 - \left\{ -\frac{\langle 136 \rangle \langle 234 \rangle}{\langle 123 \rangle \langle 346 \rangle} \right\}_2 - \left\{ -\frac{\langle 156 \rangle \langle 236 \rangle}{\langle 126 \rangle \langle 356 \rangle} \right\}_2 \\
& + \left\{ -\frac{\langle 123 \rangle \langle 156 \rangle \langle 346 \rangle}{\langle 126 \rangle \langle 134 \rangle \langle 356 \rangle} \right\}_2 - \left\{ -\frac{\langle 123 \rangle \langle 256 \rangle \langle 346 \rangle}{\langle 126 \rangle \langle 234 \rangle \langle 356 \rangle} \right\}_2 = 0. \quad (1.54)
\end{aligned}$$

It can be interpreted geometrically as five points $(1, 2, (12) \cap (34), (12) \cap (36), (12) \cap (56))$ on the line (12) .

The third useful dilogarithm identity is

$$\begin{aligned}
& - \left\{ -\frac{\langle 156 \rangle \langle 234 \rangle}{\langle 1 \times 2, 3 \times 4, 5 \times 6 \rangle} \right\}_2 + \left\{ -\frac{\langle 145 \rangle \langle 234 \rangle}{\langle 124 \rangle \langle 345 \rangle} \right\}_2 + \left\{ -\frac{\langle 156 \rangle \langle 245 \rangle}{\langle 125 \rangle \langle 456 \rangle} \right\}_2 - \\
& \left\{ -\frac{\langle 124 \rangle \langle 156 \rangle \langle 345 \rangle}{\langle 125 \rangle \langle 134 \rangle \langle 456 \rangle} \right\}_2 + \left\{ -\frac{\langle 124 \rangle \langle 256 \rangle \langle 345 \rangle}{\langle 125 \rangle \langle 234 \rangle \langle 456 \rangle} \right\}_2 = 0. \quad (1.55)
\end{aligned}$$

It can be interpreted geometrically as five points $(1, 2, (12) \cap (34), (12) \cap (45), (12) \cap (56))$ on the line (12) .

The fourth useful dilogarithm identity is

$$\begin{aligned}
& \left\{ -\frac{\langle 123 \rangle \langle 456 \rangle}{\langle 1 \times 2, 3 \times 4, 5 \times 6 \rangle} \right\}_2 + \left\{ -\frac{\langle 125 \rangle \langle 234 \rangle}{\langle 123 \rangle \langle 245 \rangle} \right\}_2 + \left\{ -\frac{\langle 123 \rangle \langle 256 \rangle \langle 345 \rangle}{\langle 125 \rangle \langle 234 \rangle \langle 356 \rangle} \right\}_2 - \\
& \left\{ -\frac{\langle 124 \rangle \langle 256 \rangle \langle 345 \rangle}{\langle 125 \rangle \langle 234 \rangle \langle 456 \rangle} \right\}_2 + \left\{ -\frac{\langle 256 \rangle \langle 345 \rangle}{\langle 235 \rangle \langle 456 \rangle} \right\}_2 = 0. \quad (1.56)
\end{aligned}$$

It can be interpreted geometrically as five points $(3, 4, (12) \cap (34), (25) \cap (34), (34) \cap (56))$ on the line (34) .

The identities above are the identities needed to show the vanishing of terms of type $*\otimes\langle 123\rangle$ in the projection to $B_2\otimes\mathbb{C}^*$ of the 40-term trilogarithm identity. For the terms of type $*\otimes\langle 124\rangle$ the same identities are sufficient, but there is another, simpler identity too, written below

$$-\left\{-\frac{\langle 126\rangle\langle 145\rangle}{\langle 124\rangle\langle 156\rangle}\right\}_2 + \left\{-\frac{\langle 126\rangle\langle 245\rangle}{\langle 124\rangle\langle 256\rangle}\right\}_2 - \left\{-\frac{\langle 146\rangle\langle 245\rangle}{\langle 124\rangle\langle 456\rangle}\right\}_2 + \left\{-\frac{\langle 156\rangle\langle 245\rangle}{\langle 125\rangle\langle 456\rangle}\right\}_2 - \left\{-\frac{\langle 156\rangle\langle 246\rangle}{\langle 126\rangle\langle 456\rangle}\right\}_2 = 0. \quad (1.57)$$

This identity is special because it does not depend on point 3 at all. It can be more geometrically written as

$$\{(1|2654)\}_2 + \{(2|1456)\}_2 + \{(4|1652)\}_2 + \{(5|1246)\}_2 + \{(6|1542)\}_2 = 0. \quad (1.58)$$

Curiously, this simple-looking identity has a slightly more obscure geometrical interpretation. Through the five points 1, 2, 4, 5, 6 passes a unique conic \mathcal{C} . The cross-ratio $(1|2654)$ is the cross-ratio of the points $(2, 6, 5, 4)$ with respect to the conic \mathcal{C} . But we can pick another point $X \in \mathcal{C}$ and we have, by Chasles' theorem, that $(X|2654) = (1|2654)$. Then the previous identity becomes

$$\{(X|2456)\}_2 - \{(X|1456)\}_2 + \{(X|1256)\}_2 - \{(X|1246)\}_2 + \{(X|1245)\}_2 = 0, \quad (1.59)$$

which is the usual form of the dilogarithm identity, where the cross-ratios are cross-ratios of the lines $(X1)$, $(X2)$, $(X4)$, $(X5)$, $(X6)$.

1.9 Open questions

The scattering amplitudes in $\mathcal{N} = 4$ theory split into sub-sectors which are not related by supersymmetry transformations. Scattering amplitudes in the simplest sectors are called MHV (maximally helicity violating) amplitudes, for historical reasons. More complicated sectors are called NMHV (next to MHV), etc. The six-point MHV amplitude has transcendentality four but, surprisingly, can be expressed in terms of classical polylogarithms only, as found in ref. [46]. The next simplest amplitudes are the six-point NMHV, or the seven point MHV, which can not be written in terms of classical polylogarithms, since their $B_2 \wedge B_2$ projection does not vanish.

Consider the $A^2 B_2$ projection of the seven-point MHV amplitude computed in ref. [21]. In \mathbb{CP}^2 language it is given by

$$\begin{aligned}
& - \left\{ - \frac{\langle 2 \times 3, 4 \times 6, 7 \times 1 \rangle}{\langle 167 \rangle \langle 234 \rangle} \right\}_2 \wedge \left\{ - \frac{\langle 7 \times 1, 2 \times 3, 4 \times 5 \rangle}{\langle 127 \rangle \langle 345 \rangle} \right\}_2 \\
& - \left\{ - \frac{\langle 2 \times 3, 4 \times 6, 7 \times 1 \rangle}{\langle 167 \rangle \langle 234 \rangle} \right\}_2 \wedge \left\{ - \frac{\langle 234 \rangle \langle 456 \rangle}{\langle 246 \rangle \langle 345 \rangle} \right\}_2 \\
& - \left\{ - \frac{\langle 2 \times 3, 4 \times 6, 7 \times 1 \rangle}{\langle 167 \rangle \langle 234 \rangle} \right\}_2 \wedge \left\{ - \frac{\langle 146 \rangle \langle 567 \rangle}{\langle 167 \rangle \langle 456 \rangle} \right\}_2 \\
& - \left\{ - \frac{\langle 2 \times 3, 4 \times 6, 7 \times 1 \rangle}{\langle 167 \rangle \langle 234 \rangle} \right\}_2 \wedge \left\{ - \frac{\langle 5 \times 6, 7 \times 1, 2 \times 3 \rangle}{\langle 123 \rangle \langle 567 \rangle} \right\}_2 \\
& + \left\{ - \frac{\langle 137 \rangle \langle 467 \rangle}{\langle 167 \rangle \langle 347 \rangle} \right\}_2 \wedge \left\{ - \frac{\langle 123 \rangle \langle 347 \rangle}{\langle 137 \rangle \langle 234 \rangle} \right\}_2 - \left\{ - \frac{\langle 137 \rangle \langle 467 \rangle}{\langle 167 \rangle \langle 347 \rangle} \right\}_2 \wedge \left\{ - \frac{\langle 347 \rangle \langle 456 \rangle}{\langle 345 \rangle \langle 467 \rangle} \right\}_2 \\
& + \text{cyclic permutations of } 1, 2, \dots, 7. \quad (1.60)
\end{aligned}$$

Goncharov suggested to look at the Poisson bracket x, y for any $\{-x\}_2 \wedge \{-y\}_2 \in \Lambda^2 B_2$. This is well-defined since $\{-x\}_2 \wedge \{-y\}_2 = -\{-y\}_2 \wedge \{-x\}_2$ and a similar sign change appears from the Poisson bracket.

It is not understood why, but we find that these Poisson brackets are zero. We can show that for every term $\{-x\}_2 \wedge \{-y\}_2 \in \Lambda^2 B_2$ listed above there is at least one cluster containing x and y . In order to prove this, for every pair (x, y) we need to exhibit a quiver graph which contains them and which is such that there are no arrows between x and y . Alternatively, one can compute the Sklyanin bracket as in sec. 1.6

As mentioned in the introduction, scattering amplitudes have the property of factorization (see ref. [3]). Formulating this precisely and studying its implications for the cluster algebra structure would be very interesting. A complete discussion would take us too far, but we want to mention only one important aspect: factorization only works if the transcendental functions satisfy some identities.

In mathematics one prefers to work with some *real* analytic functions, like

$$L_2(z) = \Im(\text{Li}_2(z) + \ln|z| \ln(1-z)), \quad (1.61)$$

$$L_3(z) = \Re\left(\text{Li}_3(z) - \ln|z| \text{Li}_2(z) - \frac{1}{3} \ln^2|z| \ln(1-z)\right), \quad (1.62)$$

which have simple functional relations (modulo some additive constants, one can simply replace $\{z\}_2 \rightarrow L_2(z)$ and $\{z\}_3 \rightarrow L_3(z)$) to obtain an identity for functions. However, for physics we need to have *complex* analytic functions instead. Therefore, it is not yet clear what are the best building blocks for the scattering amplitudes.

The reader might be puzzled by the following fact: we have a big symmetry group $\text{PSU}(2, 2|4)$ but in terms of Grassmannians only the conformal group $\text{SU}(2, 2)$ or the complexified $\text{SL}(4)$ is visible. How to make the rest of the symmetry visible? This is not known at present. Maybe recent developments like the definition of cluster superalgebras in ref. [56] hold the key to further progress.

Are there other polylogarithm identities of cluster type? As we have reviewed, the dilogarithm identity contains arguments which form an A_2 (or $\mathbb{G}(2, 5)$) cluster algebra, while the trilogarithm identity contains arguments which form a D_4 (or $\mathbb{G}(3, 6)$) cluster algebra. A computer search for a Li_4 identity with arguments in finite cluster algebra did not find anything. It is possible that there are such identities for infinite cluster algebras.

Before ending this brief review, let us point out some references which discuss complementary details. Cluster algebras appeared in ref. [5] in connection with scattering amplitudes, but in a different way than we reviewed here. Ref. [42] also reviews the connection between scattering amplitudes and cluster algebras, with an emphasis on the combinatorics of Stasheff polytopes. Ref. [50] reviews the case of a three-dimensional analog of the $\mathcal{N} = 4$ theory which we described here.

Many results were obtained by applying the bootstrap method (see refs. [26, 27, 22, 28, 25, 43, 29, 44, 30]).

1.10 Acknowledgments

First, I would like to thank the organizers of the Opening Workshop of the Research Trimester on Multiple Zeta Values, Multiple Polylogarithms, and Quantum Field Theory: José I. Burgos Gil, Kurusch Ebrahimi-Fard, D. Ellwood, Ulf Kühn, Dominique Manchon and P. Tempesta.

I would also like to thank the participants and particularly Frédéric Chapoton and Herbert Gangl for discussions during the opening workshop Numbers and Physics (NAP2014). Finally, I am grateful to my coauthors in refs. [46, 41] for collaboration.

References

1. Luis F. Alday and Juan Martin Maldacena. Gluon scattering amplitudes at strong coupling. *JHEP*, 0706:064, 2007.
2. C. Anastasiou, L. Dixon, Z. Bern, and D. A. Kosower. Planar amplitudes in maximally supersymmetric yang-mills theory. *Physical Review Letters*, 91(25), Dec 2003.
3. Charalampos Anastasiou, Andreas Brandhuber, Paul Heslop, Valentin V. Khoze, Bill Spence, et al. Two-loop polygon wilson loops in $n=4$ sym. *JHEP*, 0905:115, 2009.
4. Nima Arkani-Hamed, Jacob L. Bourjaily, Freddy Cachazo, Simon Caron-Huot, and Jaroslav Trnka. The all-loop integrand for scattering amplitudes in planar $n=4$ sym. *JHEP*, 1101:041, 2011.
5. Nima Arkani-Hamed, Jacob L. Bourjaily, Freddy Cachazo, Alexander B. Goncharov, Alexander Postnikov, et al. Scattering Amplitudes and the Positive Grassmannian. 2012.
6. Nima Arkani-Hamed, Freddy Cachazo, Clifford Cheung, and Jared Kaplan. A duality for the s matrix. *JHEP*, 1003:020, 2010.

7. M. F. Atiyah and I. M. Singer. The index of elliptic operators on compact manifolds. *Bull. Amer. Math. Soc.*, 69(3):422–434, May 1963.
8. M.F. Atiyah, N.J. Hitchin, V.G. Drinfeld, and Yu.I. Manin. Construction of instantons. *Physics Letters A*, 65(3):185–187, Mar 1978.
9. Arkady Berenstein, Sergey Fomin, and Andrei Zelevinsky. Cluster algebras. iii: Upper bounds and double bruhat cells. *Duke Math. J.*, 126(1):1–52, 2005.
10. Z. Bern, J. J. M. Carrasco, H. Johansson, and D. A. Kosower. Maximally supersymmetric planar yang-mills amplitudes at five loops. *Phys. Rev. D*, 76(12), Dec 2007.
11. Z. Bern, L. J. Dixon, D. A. Kosower, R. Roiban, M. Spradlin, C. Vergu, and A. Volovich. Two-loop six-gluon maximally helicity violating amplitude in maximally supersymmetric yang-mills theory. *Phys. Rev. D*, 78(4), Aug 2008.
12. Z. Bern, L.J. Dixon, D.A. Kosower, R. Roiban, M. Spradlin, et al. The two-loop six-gluon mhf amplitude in maximally supersymmetric yang-mills theory. *Phys.Rev.*, D78:045007, 2008.
13. Zvi Bern and Gordon Chalmers. Factorization in one-loop gauge theory. *Nuclear Physics B*, 447(2-3):465–518, Aug 1995.
14. Zvi Bern, Michael Czakon, Lance J. Dixon, David A. Kosower, and Vladimir A. Smirnov. Four-loop planar amplitude and cusp anomalous dimension in maximally supersymmetric yang-mills theory. *Phys. Rev. D*, 75(8), Apr 2007.
15. Zvi Bern, Lance J. Dixon, and Vladimir A. Smirnov. Iteration of planar amplitudes in maximally supersymmetric yang-mills theory at three loops and beyond. *Phys.Rev.*, D72:085001, 2005.
16. Spencer J. Bloch. *Higher regulators, algebraic K-theory, and zeta functions of elliptic curves*, volume 11 of *CRM Monograph Series*. American Mathematical Society, Providence, RI, 2000.
17. Andreas Brandhuber, Paul Heslop, and Gabriele Travaglini. Mhf amplitudes in super-yang-mills and wilson loops. *Nuclear Physics B*, 794(1-2):231–243, May 2008.
18. Lars Brink, John H. Schwarz, and J. Scherk. Supersymmetric yang-mills theories. *Nuclear Physics B*, 121(1):77–92, Mar 1977.
19. Ruth Britto, Freddy Cachazo, Bo Feng, and Edward Witten. Direct proof of the tree-level scattering amplitude recursion relation in yang-mills theory. *Physical Review Letters*, 94(18), May 2005.
20. D.J. Broadhurst and D. Kreimer. Knots and numbers in ϕ^4 theory to 7 loops and beyond. *International Journal of Modern Physics C*, 06(04):519–524, Aug 1995.
21. S. Caron-Huot. Superconformal symmetry and two-loop amplitudes in planar $\mathcal{N}=4$ super yang-mills. *JHEP*, 1112:066, 2011.
22. S. Caron-Huot and Song He. Jumpstarting the all-loop s-matrix of planar $\mathcal{N}=4$ super yang-mills. *J. High Energy. Phys.*, 2012(7), Jul 2012.
23. Simon Caron-Huot. Notes on the scattering amplitude / wilson loop duality. *JHEP*, 1107:058, 2011.
24. Sidney R. Coleman and J. Mandula. All Possible Symmetries of the S Matrix. *Phys.Rev.*, 159(5):1251–1256, 1967.
25. Lance J. Dixon, James M. Drummond, Claude Duhr, and Jeffrey Pennington. The four-loop remainder function and multi-regge behavior at nlla in planar $\mathcal{N}=4$ super-yang-mills theory. *J. High Energy. Phys.*, 2014(6), Jun 2014.
26. Lance J. Dixon, James M. Drummond, and Johannes M. Henn. Bootstrapping the three-loop hexagon. *JHEP*, 1111:023, 2011.
27. Lance J. Dixon, James M. Drummond, and Johannes M. Henn. Analytic result for the two-loop six-point nmhf amplitude in $\mathcal{N}=4$ super yang-mills theory. *J. High Energy. Phys.*, 2012(1), Jan 2012.
28. Lance J. Dixon, James M. Drummond, Matt von Hippel, and Jeffrey Pennington. Hexagon functions and the three-loop remainder function. *J. High Energy. Phys.*, 2013(12), Dec 2013.
29. Lance J. Dixon and Matt von Hippel. Bootstrapping an nmhf amplitude through three loops. *J. High Energy. Phys.*, 2014(10), Oct 2014.

30. J. M. Drummond, G. Papathanasiou, and M. Spradlin. A symbol of uniqueness: the cluster bootstrap for the 3-loop mhv heptagon. *J. High Energy. Phys.*, 2015(3), Mar 2015.
31. J.M. Drummond, J. Henn, G.P. Korchemsky, and E. Sokatchev. The hexagon wilson loop and the bds ansatz for the six-gluon amplitude. *Phys.Lett.*, B662:456–460, 2008.
32. J.M. Drummond, J. Henn, G.P. Korchemsky, and E. Sokatchev. Hexagon wilson loop = six-gluon mhv amplitude. *Nucl.Phys.*, B815:142–173, 2009.
33. J.M. Drummond, J. Henn, G.P. Korchemsky, and E. Sokatchev. Dual superconformal symmetry of scattering amplitudes in $n=4$ super-yang-mills theory. *Nucl.Phys.*, B828:317–374, 2010.
34. J.M. Drummond, J. Henn, V.A. Smirnov, and E. Sokatchev. Magic identities for conformal four-point integrals. *JHEP*, 0701:064, 2007.
35. J.M. Drummond, G.P. Korchemsky, and E. Sokatchev. Conformal properties of four-gluon planar amplitudes and wilson loops. *Nuclear Physics B*, 795(1-2):385–408, May 2008.
36. Vladimir V. Fock and Alexander B. Goncharov. Cluster ensembles, quantization and the dilogarithm. *Ann. Sci. Éc. Norm. Supér. (4)*, 42(6):865–930, 2009.
37. Sergey Fomin and Andrei Zelevinsky. Cluster algebras. i: Foundations. *J. Am. Math. Soc.*, 15(2):497–529, 2002.
38. Sergey Fomin and Andrei Zelevinsky. Cluster algebras. ii: Finite type classification. *Invent. Math.*, 154(1):63–121, 2003.
39. Sergey Fomin and Andrei Zelevinsky. Cluster algebras. iv: Coefficients. *Compos. Math.*, 143(1):112–164, 2007.
40. Michael Gekhtman, Michael Shapiro, and Alek Vainshtein. Cluster algebras and Poisson geometry. *Mosc. Math. J.*, 3(3):899–934, 1199, 2003. {Dedicated to Vladimir Igorevich Arnold on the occasion of his 65th birthday}.
41. John Golden, Alexander B. Goncharov, Marcus Spradlin, Cristian Vergu, and Anastasia Volovich. Motivic Amplitudes and Cluster Coordinates. *JHEP*, 1401:091, 2014.
42. John Golden, Miguel F Paulos, Marcus Spradlin, and Anastasia Volovich. Cluster polylogarithms for scattering amplitudes. *J. Phys. A: Math. Theor.*, 47(47):474005, Nov 2014.
43. John Golden and Marcus Spradlin. An analytic result for the two-loop seven-point mhv amplitude in $n = 4$ sym. *Journal of High Energy Physics*, 2014(8), 2014.
44. John Golden and Marcus Spradlin. A cluster bootstrap for two-loop mhv amplitudes. *J. High Energy. Phys.*, 2015(2), Feb 2015.
45. A.B. Goncharov. Geometry of configurations, polylogarithms, and motivic cohomology. *Advances in Mathematics*, 114(2):197–318, Sep 1995.
46. Alexander B. Goncharov, Marcus Spradlin, C. Vergu, and Anastasia Volovich. Classical polylogarithms for amplitudes and wilson loops. *Physical Review Letters*, 105(15):11, June 2010.
47. Rudolf Haag, Jan T. Lopuszanski, and Martin Sohnius. All Possible Generators of Supersymmetries of the s Matrix. *Nucl.Phys.*, B88(2):257, March 1975.
48. Andrew Hodges. Eliminating spurious poles from gauge-theoretic amplitudes. 2009.
49. G. 't Hooft. A planar diagram theory for strong interactions. *Nuclear Physics B*, 72(3):461–473, Apr 1974.
50. Yu-Tin Huang, Congkao Wen, and Dan Xie. The positive orthogonal grassmannian and loop amplitudes of abjm. *J. Phys. A: Math. Theor.*, 47(47):474008, Nov 2014.
51. Bernhard Keller. Cluster algebras, quiver representations and triangulated categories. In *Triangulated Categories*. Cambridge: Cambridge University Press, 2010.
52. A.V. Kotikov, L.N. Lipatov, A.I. Onishchenko, and V.N. Velizhanin. Three-loop universal anomalous dimension of the wilson operators in $n=4$ susy yang-mills model. *Physics Letters B*, 595(1-4):521–529, Aug 2004.
53. Juan Maldacena. The large- n limit of superconformal field theories and supergravity. *International Journal of Theoretical Physics*, 38(4):1113–1133, 1999.

- 54. Lionel Mason and David Skinner. Dual superconformal invariance, momentum twistors and grassmannians. *Journal of High Energy Physics*, 2009(11):045, Nov 2009.
- 55. L.J. Mason and David Skinner. The complete planar s-matrix of $n=4$ sym as a wilson loop in twistor space. *JHEP*, 1012:018, 2010.
- 56. Valentin Ovsienko. Cluster superalgebras. March 2015.
- 57. Stephen J. Parke and T. R. Taylor. Amplitude for n-gluon scattering. *Phys. Rev. Lett.*, 56:2459–2460, Jun 1986.
- 58. R. Penrose. Twistor algebra. *J.Math.Phys.*, 8:345, 1967.
- 59. Oliver Schnetz. Quantum periods: A census of ϕ^4 -transcendentals. *Communications in Number Theory and Physics*, 4(1):1–47, 2010.
- 60. Joshua S. Scott. Grassmannians and cluster algebras. *Proc. Lond. Math. Soc., III. Ser.*, 92(2):345–380, 2006.
- 61. Edward Witten. Quantum field theory and the jones polynomial. *Communications in Mathematical Physics*, 121(3):351–399, Sep 1989.
- 62. Edward Witten. Monopoles and four-manifolds. *Mathematical Research Letters*, 1(6):769–796, 1994.