

Single charge-current in a normal mesoscopic region attached to superconductor leads via a coupled Poisson Non-equilibrium Green Function formalism

David Verrilli¹, F. P. Marin¹, Rafael Rangel²

¹ Laboratorio de Física Teórica de Sólidos (LFTS).

Centro de Física Teórica y Computacional (CEFITEC).

Facultad de Ciencias. Universidad Central de Venezuela.

A.P. 47586. Caracas 1041-A. Venezuela,

² Departamento de Física.

Universidad Simón Bolívar.

A.P. 89000. Caracas 1080-A. Venezuela

April 5, 2024

We study the $I - V$ characteristic of a mesoscopic systems or quantum dot (QD) attached to a pair of superconducting leads. Interaction effects in the QD are considered through the charging energy of the QD, i.e., the treatment of current transport under a voltage bias is performed within a coupled Poisson Non-equilibrium Green Function (PNEGF) formalism. We derive the expression for the current in full generality, but consider only the regime where transport occurs only via a single particle current. We show for this case and for various charging energies values U_0 and associated capacitances of the QD, the effect on the $I - V$ characteristic. Also the influence of the coupling constants on the $I - V$ characteristic is investigated. Our approach puts forward a novel interpretation of experiments in the strong Coulomb regime.

1 Introduction

The overall shape of the $I - V$ characteristic of a variety of systems (metals, semiconductors, molecular conductors) in the nanometer scale sandwiched between metallic or superconductors leads has been recently a matter of study (see [1, 2] and references there in). In these systems, the energy level discreteness is quite important since level spacing is comparable with other energy scales [3, 4]. Indeed, the coupling with the bath modifies drastically the properties of an otherwise uncoupled nanometer system in a sharp contrast with similar non-

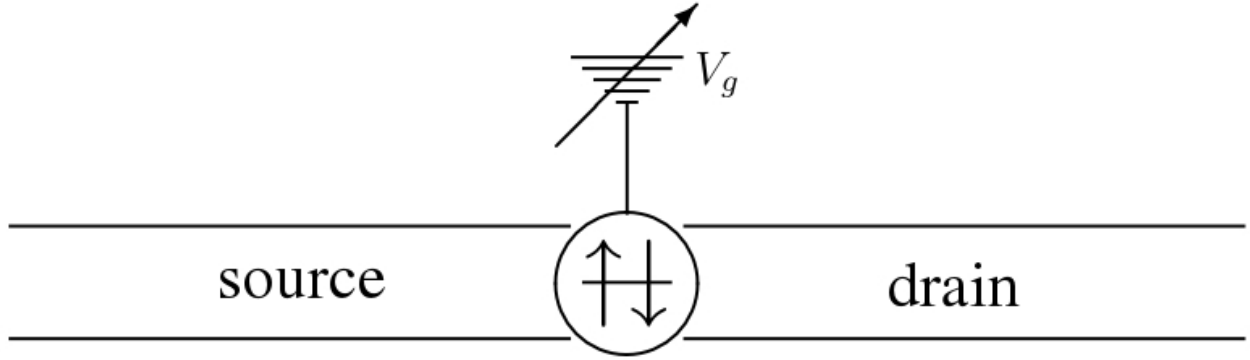


Figure 1: Set-up: single level quantum dot connected with two superconducting leads via coupling constants Γ_s

equilibrium macroscopic systems [5, 6, 7, 8, 9, 10, 11, 12, 13]. They constitutes hybrid systems. Theoretical studies [14, 15, 16, 17, 18, 19, 22] as well as experimental measurements have been done by many research groups [1, 2, 3] on such systems mostly at low enough temperature with negligible thermal and non-equilibrium fluctuations.

All the systems mentioned above underlay universal common features with the hybrid superconductor quantum dot devices we want to address in this work [2, 4, 23, 24] (i) Broadened energy levels of the quantum-dot due to hybridization with the leads. (ii) Spatial potential profile. (iii) A charging energy U_0 due to the potential profile. An insight behind these issues have been highlighted recently [25, 26] for molecular dots. The device we study in this work is shown in Figure 1. It constitutes a spin degenerated quantum dot level, which is coupled to a pair of biased superconductors contacts or leads (source and drain). When a source-drain voltage V_d is applied, an electric current flows between the leads and across the quantum dot. The biasing defines a non-equilibrium steady state situation. Such situation is coming from the frustration to establish simultaneously an equilibrium configuration with both leads under a given bias. In addition, a gate voltage V_g sets the quantum dot spectrum. However, the charge energy can modify it whenever the density of states is significant. In response to the applied voltages, an actual potential develops inside the dot, i.e., an effective electrostatic profile potential inside the mesoscopic region exists in such a way, that it couples to both the electronic non-equilibrium state population and the non-equilibrium electric current. That approach, as introduced by S. Datta [4], links the electrostatic profile to the electronic population of the quantum dot [4, 27] via the non-equilibrium Keldysh formalism (NEGF) [28, 29]. The whole system is modeled by coupling capacitances which represents the drain, source and gate contributions to the self-consistent electrostatic problem. Incoming electrons have to overcome an energy barrier (Coulomb blockade). On the other hand, gate or source-drain voltage can lower or increase this energy barrier. These source, drain and gate electrodes capacitances (see Figure 2) constitute a simple capacitive model (in experiments [2, 30], these capacitances are measured) from which $U_{\mathcal{L}}$, the Laplacian part of the potential, can be obtained. In addition, the charge in dot can be expressed as the sum of the charges in the coupling capacitances. It yields the Poisson contribution U_P , to the total potential U , as a function

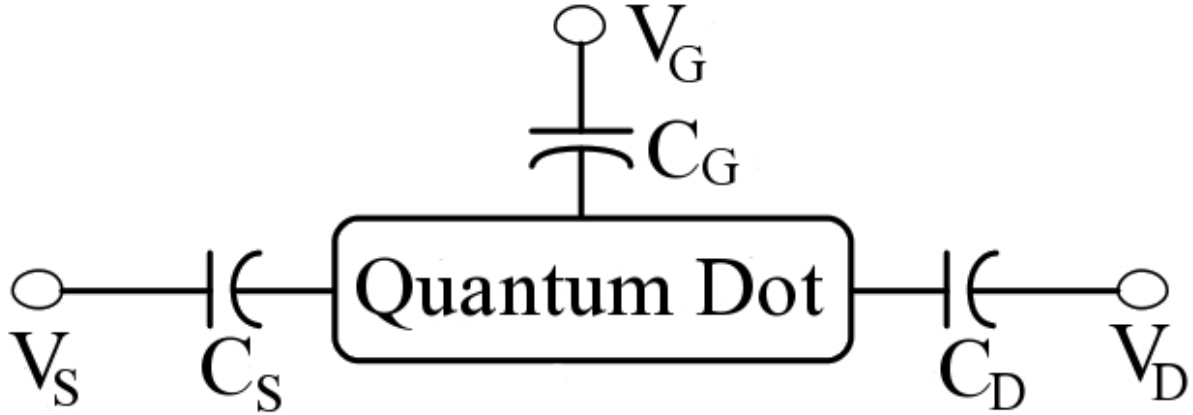


Figure 2: Equivalent capacitive circuit with coupling capacitances C_s , C_g and C_d , corresponding to the capacitances in the source, gate and drain respectively.

of the dot population. In other words, we solve the self-consistency (SC) of the total electrostatic potential $U = U_{\mathcal{L}} + U_P$ together with the dot population. After that, the electric current is evaluated.

Previous to the self-consistent program, the non-equilibrium current through the dot and electronic occupation in the dot are worked out. We emphasize that the calculation is carried out in a general framework. However, we confine our attention to the single particle current contribution. We adapt the SC to two different approximation regimes. In section (4), the equivalent capacitive circuit (Figure 2) is introduced, the spatial potential profile U is calculated within the capacitive model. The SC scheme is applied for two cases [31, 32]. First, the so called restricted case, where the gap is the bigger energy scale and the coupling QD-Leads is of the order of the charging energy ($\Delta \gg \Gamma_{L,R} \simeq U$). In this case, quantitative results are expected to be accurate. We also make calculations for the so called unrestricted case, where the charging energy is the dominant energy scale $\Delta \simeq U \gg \Gamma_{L,R}$. In this case the results are quantitatively less accurate. The experiments of Ralph et al [30] were done in this regime. Their $I - V$ characteristic shows that the spacing of the energy levels are subjected to strong fluctuations. According to our model, the fluctuations are due to complex multilevel charging effects. Our hybrid S/QD/S system has been studied in previous theoretical works [16, 17, 18, 19]. However, to our knowledge, the coupled SC scheme which describes charging effects has not been considered so far. This is an important step, then, gauge invariant independence of the results as well independence of the zero reference voltage is fulfilled [33, 34]. Our model uses experimental values of the equivalent capacitances [4]. To this respect, pioneering work done by Meir, Wingreen and Lee [20, 21] for a N/QD/N systems, consider the interatomic Coulomb term $Un_{\uparrow}n_{\downarrow}$ as a measure of the charging energy e^2/C . His purpose was to find the main object of the non-equilibrium formalism, namely, the QD Green-Keldysh function, in which the influence of the leads on the QD is taken into account. Due to the presence of the Coulomb term, its equation of motion generates a two particle Green-Keldysh function. By ignoring correlations with the leads, the equation of motion for the

QD Green function closes after truncation of higher order equations of motions. This solution (their Equation (8)), has two resonances, one at the energy level weighted by the probability that the other spin degenerate level (raised by U) is vacant and another one at the energy level raised by U weighted by the probability that the level is occupied. It is correct for temperatures higher than the Kondo temperature and is exact in the non-interacting limit ($U = 0$) and the isolated limit. Analogously, for a S/QD/S hybrid systems Kang [16] has obtained an expression for the current through the QD (his Equation (8)), which is evaluated in the $U \rightarrow \infty$ limit (his Equation (13)). The QD Green function from the very beginning does not contain off-diagonal terms that involves superconducting pairing, which excludes the possibility of Andreev reflection processes. The presence in the equation for the current (his Equation (14)) of terms proportional to $(1 - \langle n_{-\sigma} \rangle)$ affects the contribution to the current of the considered level. In order to complete the outlined program one has to calculate $\langle n_{-\sigma} \rangle$ self consistently which is not carried out. Instead, Kang calculate the current (his Equation (8)) where the spectral function is calculated in the limit of zero coupling with the leads via a model taken from literature (his reference [18]) and without taken into account the dependence of the contribution of one level to the current on the occupancy of the other. The point of view which neglects the unavoidable influence of the bath (the leads) on the small system (the QD) is accomplished by factorizing the density matrix ($\rho(t) = \rho_{QD} \otimes \rho_{Baths}$) and integrating out the leads degrees of freedom which simplifies the Lioville-von Neumann equation (Equation 3.140 in [35]). This program is carried out by Kosov et al. for a S/QD/S system [36]. In this way, a Markovian master equation is obtained and an expression for the current is calculated. In their Figure 2, they show the $I - V$ characteristic of a non-degenerated QD for a given set of parameters. In this case, the Cooper pair density in the QD is zero [37]. For the sake of comparison, we restrict our calculations to this case. A similar but not identical approach was done by Pfaller et al. [38]. Also, the approach of both Kosov et al. and Pfaller et al. misses the energy levels broadening as discussed in the introduction. This lack of broadening is a general deficit of Quantum Markov approach [39]. In particular, Pfaller et al. [38], introduce a phenomenological broadening while our approach derives it from first principles. In fact, within the Keldysh formalism, this broadening appears naturally (see our Equation (69) below). Yeyati et al. [17] writes an expression for the current (his Equation (2) and Figure 2). They use that expression to explain the experimental results of Ralph et al. [30]. Their calculation where done in the $U \rightarrow \infty$ limit. In addition, they include charging effects, although they do not say explicitly in which way these effects are included. In this respect, one has to realize that U has important contributions from the QD mesoscopic charging effect. In the $t \rightarrow -\infty$ the leads and the QD maintain independent thermal equilibrium, i.e., are uncoupled systems. When they become coupled the Keldysh formalism yields the general behavior of the system. After a long enough time, this particular system reaches a steady state.

Our point of view is taken from the fact, that the charging of the QD is the origin of the Coulomb repulsion between two electron occupying a two fold degenerate level. Therefore, we study the behavior of a noninteracting QD at $t \rightarrow -\infty$ where exact expressions are found. In this way, we obtain a formally similar expression (Equation (72) below) for the current as Equation (12) in the work of Meir et al. [20]. Later on,

Coulomb repulsion is introduced via a self-consistent field (SCF) that depends dynamically on the applied bias ($H_{QD} + U_{SCF}$) and, in consequence, on the actual number of electrons in the QD. This approach constitutes the coupled Poisson NEGF formalism that has been discussed in the context of molecular conductors by Datta [4, 26]. We use a capacitive model in section 4 to calculate U_{SCF} and as discussed above, a numerical procedure is used to evaluate the current. Our approach has the known disadvantage, of ignoring correlations in the QD (as pointed out in [39]). In that sense, there is a proposal by Datta (Equation 3.4.9 in [4]) that improves the SCF method and permits more accurate quantitative results. In section 4 we apply this improvement for the case when the Coulomb charging is greater than the value of the coupling constants. We discuss possible improvements of our approach in section 6.

2 Single Level QD-model: Derivation of Nonequilibrium Currents

In macroscopic systems the task of deriving transport equations or generalized Ginzburg-Landau equations relies on quasi-classical Green functions [7]. In addition, recently non-equilibrium transport in dirty Aluminium quasi one dimensional nanowires coupled with normal reservoirs [11] was studied experimentally and theoretically with quasi-classical Green functions [13]. As we want to include the possibility of particle interference effects, we do no resort to such objects. This point of view has been discussed in [14]. Instead, we use the equation of motion method (EOM) technique of Keldysh formalism for generating non-equilibrium states (see references [8, 9, 10, 28]). We consider a spin degenerated single orbital as a quantum dot connected to superconductors leads. The hamiltonian which describes this system is a generalized Anderson model [40]. It reads

$$H = H_S + H_{QD} + H_T, \quad (1)$$

where H_S , H_{QD} and H_T stand for the superconducting leads, the dot and the tunneling term, respectively. $H_S = \sum_{\eta} H_{\eta} = H_L + H_R$ where H_L and H_R are the left and right lead Hamiltonians, respectively. They are given, within the BCS model [41], by

$$H_S = \sum_{\eta \vec{k} \sigma} \Psi_{\eta \vec{k} \sigma}^{\dagger} H_{\eta \vec{k}}^0 \Psi_{\eta \vec{k} \sigma}, \quad (2)$$

with

$$H_{\eta \vec{k}}^0 = \begin{pmatrix} \varepsilon_{\eta \vec{k}} & \Delta_{\eta \vec{k}} \\ \Delta_{\eta \vec{k}}^* & -\varepsilon_{\eta \vec{k}} \end{pmatrix}, \quad (3)$$

where $\varepsilon_{\eta \vec{k}}$ is the conduction electron energy, $\Delta_{\eta \vec{k}}$ is the superconductor gap, of the lead $\eta = L, R$. $\Psi_{\eta \vec{k} \sigma}^{\dagger}$ and $\Psi_{\eta \vec{k} \sigma}$ are the Nambu spinors.

$$\Psi_{\eta \vec{k} \sigma}^{\dagger} = \begin{pmatrix} a_{\eta \vec{k} \sigma}^{\dagger} & a_{\eta, -\vec{k}, -\sigma} \end{pmatrix}, \quad \Psi_{\eta \vec{k} \sigma} = \begin{pmatrix} a_{\eta \vec{k} \sigma} \\ a_{\eta, -\vec{k}, -\sigma}^{\dagger} \end{pmatrix}. \quad (4)$$

Here $a_{\eta \vec{k} \sigma}^{\dagger}$ ($a_{\eta \vec{k} \sigma}$) denotes the creation (annihilation) operator for a conduction electron with wave vector \vec{k} and spin σ in the $\eta = L, R$ superconductor lead.

H_{QD} is the hamiltonian for the single-level quantum dot of energy E_0 :

$$H_{QD} = \sum_{\sigma} \phi_{\sigma}^{\dagger} H^{QD} \phi_{\sigma}, \quad (5)$$

with

$$H^{QD} = \begin{pmatrix} E_0 & 0 \\ 0 & -E_0 \end{pmatrix}. \quad (6)$$

The model QD does not contain the Hubbard Coulomb repulsion interaction term. As explained in the introduction, Coulomb repulsion is modeled by means of the inclusion of capacitances, which are taken independent of the charge in the QD. The model also ignores possible superconducting correlations in the QD. For sufficiently small QDs, the discreteness of the single energy levels suppress these correlations [37]. The position of the energy level will be treated first as fixed by the gate potential with respect to the left lead, while the effect of the applied voltage is taking into account by the coupled Poisson scheme. The tunneling hamiltonian H_T is given by:

$$H_T = \sum_{\eta \vec{k} \sigma} \Psi_{\eta \vec{k} \sigma}^{\dagger} H_{\eta \vec{k}}^I \phi_{\sigma}, \quad (7)$$

with

$$H_{\eta \vec{k}}^I = \begin{pmatrix} V_{\eta \vec{k}} & 0 \\ 0 & -V_{\eta \vec{k}} \end{pmatrix}. \quad (8)$$

H_T connects the dot to the biased superconducting leads and it allows the electric charge flow. $V_{\eta \vec{k}}$ is the hybridization matrix element between a conduction electron in the $\eta = L, R$ superconductor lead and a localized electron on the dot with energy E_0 . ϕ_{σ}^{\dagger} and ϕ_{σ} are the dot spinors

$$\phi_{\sigma}^{\dagger} = (d_{\sigma}^{\dagger} \quad d_{-\sigma}), \quad \phi_{\sigma} = \begin{pmatrix} d_{\sigma} \\ d_{-\sigma}^{\dagger} \end{pmatrix}, \quad (9)$$

here, d_{σ}^{\dagger} (d_{σ}) is the creation (annihilation) operator for an electron on the dot.

The flow of electric charge from the terminal η is given by

$$I_{\eta}(t) = (-e) \left[-\frac{d \langle N_{\eta}(t) \rangle}{dt} \right] = \frac{ie}{\hbar} \langle [H_T(t), N_{\eta}(t)] \rangle, \quad (10)$$

where $-e$ is the electron charge. $\langle \dots \rangle$ is the thermodynamical average over the biased L and R leads at the temperature T , taken at time $t_0 \rightarrow -\infty$, as indicated in the Keldysh contour in appendix A.

$$\langle \dots \rangle \equiv Tr(\rho(t_0) \dots), \quad \rho(t_0) \equiv \frac{e^{-\beta(H - \mu N)}}{Tr(e^{-\beta(H - \mu N)})}, \quad (11)$$

and $N_{\eta} = a_{\eta \vec{k} \sigma}^{\dagger} a_{\eta \vec{k} \sigma}$ is the “number of particle” operator. Book keeping calculations using Equation (10), leads to

$$I_{\eta}(t) = \frac{2e}{\hbar} V_{\eta} \Re \sum_{\vec{k} \sigma} F_{\eta \vec{k} \sigma}^{<}(t, t). \quad (12)$$

$F_{\eta\vec{k}\sigma}^<(t, t') = i\langle d_{\sigma}^{\dagger}(t') a_{\eta\vec{k}\sigma}(t) \rangle$ is the lesser Keldysh Green function,

$$\begin{aligned} F_{\eta\vec{k}\sigma}(t, t') &\equiv -i\langle T_K a_{\eta\vec{k}\sigma}(t) d_{\sigma}^{\dagger}(t') \rangle \\ &\equiv -i\Theta(t, t') \langle a_{\eta\vec{k}\sigma}(t) d_{\sigma}^{\dagger}(t') \rangle + i\Theta(t', t) \langle d_{\sigma}^{\dagger}(t') a_{\eta\vec{k}\sigma}(t) \rangle \\ &\equiv \Theta(t, t') F_{\eta\vec{k}\sigma}^>(t, t') + \Theta(t', t) F_{\eta\vec{k}\sigma}^<(t, t'), \end{aligned} \quad (13)$$

and T_K is the time-ordering operator, the action of which is to rearrange product of operators, such that operator with later times, on the Keldysh contour are placed to the left of the product. Hereafter, for simplicity, we replace $V_{\eta\vec{k}}$ by an average V_{η} at the Fermi surfaces ($V_{\eta\vec{k}} \equiv \sqrt{\langle |V_{\eta\vec{k}}|^2 \rangle_{FS}}$) of the leads L and R . Using the scheme given in appendix A for the rate of change of Equation (13), we proceed to obtain the equation of motion:

$$i \frac{\partial F_{\eta\vec{k}\sigma}(t, t')}{\partial t} = \delta(t, t') \langle \{ a_{\eta\vec{k}\sigma}(t), d_{\sigma}^{\dagger}(t') \} \rangle - i \langle T_K [a_{\eta\vec{k}\sigma}(t), H] d_{\sigma}^{\dagger}(t') \rangle. \quad (14)$$

Which leads to

$$\left(i \frac{\partial}{\partial t} - \epsilon_{\eta\vec{k}} \right) F_{\eta\vec{k}\sigma}(t, t') = -\sigma \Delta_{\eta} \mathcal{F}_{\eta\vec{k}\sigma}(t, t') + V_{\eta} G_{\sigma}(t, t'), \quad (15)$$

where

$$\mathcal{F}_{\eta\vec{k}\sigma}(t, t') = -i \langle T_K a_{\eta\vec{k}, -\sigma}^{\dagger}(t) d_{\sigma}^{\dagger}(t') \rangle, \quad (16)$$

$$G_{\sigma}(t, t') = -i \langle T_K d_{\sigma}(t) d_{\sigma}^{\dagger}(t') \rangle. \quad (17)$$

Note that $G_{\sigma}(t, t')$ is the QD single particle Green's function. Similarly, $\mathcal{F}_{\eta\vec{k}\sigma}(t, t')$ satisfies the equation of motion:

$$\left(i \frac{\partial}{\partial t} + \epsilon_{\eta\vec{k}} \right) \mathcal{F}_{\eta\vec{k}\sigma}(t, t') = -\sigma \Delta_{\eta} F_{\eta\vec{k}\sigma}(t, t') - V_{\eta} \mathcal{G}_{\sigma}(t, t'), \quad (18)$$

where

$$\mathcal{G}_{\sigma}(t, t') = -i \langle T_K d_{-\sigma}^{\dagger}(t) d_{\sigma}^{\dagger}(t') \rangle. \quad (19)$$

Here $\mathcal{G}_{\sigma}(t, t')$ is the QD of two-particle Green's function.

Equations (15) and (18) can be written in a compact form as follows (see Appendix B):

$$\begin{pmatrix} i \frac{\partial}{\partial t} - \epsilon_{\eta\vec{k}} & \sigma \Delta_{\eta} \\ \sigma \Delta_{\eta} & i \frac{\partial}{\partial t} + \epsilon_{\eta\vec{k}} \end{pmatrix} \begin{pmatrix} F_{\eta\vec{k}\sigma}(t, t') & \tilde{\mathcal{F}}_{\eta\vec{k}\sigma}(t, t') \\ \mathcal{F}_{\eta\vec{k}\sigma}(t, t') & \tilde{F}_{\eta\vec{k}\sigma}(t, t') \end{pmatrix} = V_{\eta} \sigma_z \begin{pmatrix} G_{\sigma}(t, t') & \tilde{\mathcal{G}}_{\eta\vec{k}\sigma}(t, t') \\ \mathcal{G}_{\sigma}(t, t') & \tilde{G}_{\eta\vec{k}\sigma}(t, t') \end{pmatrix}. \quad (20)$$

We introduce the tilde Keldysh-Green functions:

$$\begin{aligned} \tilde{\mathcal{F}}_{\eta\vec{k}\sigma}(t, t') &= -i \langle T_K a_{\eta\vec{k}\sigma}(t) d_{-\sigma}(t') \rangle, \\ \tilde{F}_{\eta\vec{k}\sigma}(t, t') &= -i \langle T_K a_{\eta-\vec{k}-\sigma}^{\dagger}(t) d_{-\sigma}(t') \rangle, \\ \tilde{\mathcal{G}}_{\sigma}(t, t') &= -i \langle T_K d_{\sigma}(t) d_{-\sigma}(t') \rangle, \\ \tilde{G}_{\sigma}(t, t') &= -i \langle T_K d_{-\sigma}^{\dagger}(t) d_{-\sigma}(t') \rangle. \end{aligned} \quad (21)$$

Consider the following 2×2 matrix whose elements are the unperturbed Green-Keldysh functions, i.e., defined for $V_\eta = 0$,

$$\begin{pmatrix} g_{\eta\vec{k}\sigma}(t, t') & f_{\eta\vec{k}\sigma}(t, t') \\ \tilde{f}_{\eta\vec{k}\sigma}(t, t') & \tilde{g}_{\eta\vec{k}\sigma}(t, t') \end{pmatrix} \quad \text{where} \quad \begin{cases} g_{\eta\vec{k}\sigma}(t, t') \equiv -i \left\langle T_K a_{\eta\vec{k}\sigma}(t) a_{\eta\vec{k}\sigma}^\dagger(t') \right\rangle_0 \\ f_{\eta\vec{k}\sigma}(t, t') \equiv -i \left\langle T_K a_{\eta\vec{k}\sigma}(t) a_{\eta-\vec{k}-\sigma}(t') \right\rangle_0 \\ \tilde{f}_{\eta\vec{k}\sigma}(t, t') \equiv -i \left\langle T_K a_{\eta-\vec{k}-\sigma}^\dagger(t) a_{\eta\vec{k}\sigma}^\dagger(t') \right\rangle_0 \\ \tilde{g}_{\eta\vec{k}\sigma}(t, t') \equiv -i \left\langle T_K a_{\eta-\vec{k}-\sigma}^\dagger(t) a_{\eta-\vec{k}-\sigma}(t') \right\rangle_0 \end{cases} \quad (22)$$

According to appendix A, their equations of motions are given by:

$$\left(i \frac{\partial}{\partial t} - \epsilon_{\eta\vec{k}} \right) g_{\eta\vec{k}\sigma}(t, t') + \sigma \Delta_\eta \tilde{f}_{\eta\vec{k}\sigma}(t, t') = \delta(t, t'), \quad (23)$$

$$\left(i \frac{\partial}{\partial t} - \epsilon_{\eta\vec{k}} \right) f_{\eta\vec{k}\sigma}(t, t') + \sigma \Delta_\eta \tilde{g}_{\eta\vec{k}\sigma}(t, t') = 0, \quad (24)$$

$$\left(i \frac{\partial}{\partial t} + \epsilon_{\eta\vec{k}} \right) \tilde{f}_{\eta\vec{k}\sigma}(t, t') + \sigma \Delta_\eta g_{\eta\vec{k}\sigma}(t, t') = 0, \quad (25)$$

$$\left(i \frac{\partial}{\partial t} + \epsilon_{\eta\vec{k}} \right) \tilde{g}_{\eta\vec{k}\sigma}(t, t') + \sigma \Delta_\eta f_{\eta\vec{k}\sigma}(t, t') = \delta(t, t'). \quad (26)$$

These equations can be written in matrix form as follows:

$$\begin{pmatrix} i \frac{\partial}{\partial t} - \epsilon_{\eta\vec{k}} & \sigma \Delta_\eta \\ \sigma \Delta_\eta & i \frac{\partial}{\partial t} + \epsilon_{\eta\vec{k}} \end{pmatrix} \begin{pmatrix} g_{\eta\vec{k}\sigma}(t, t') & f_{\eta\vec{k}\sigma}(t, t') \\ \tilde{f}_{\eta\vec{k}\sigma}(t, t') & \tilde{g}_{\eta\vec{k}\sigma}(t, t') \end{pmatrix} = \begin{pmatrix} \delta(t, t') & 0 \\ 0 & \delta(t, t') \end{pmatrix}. \quad (27)$$

The Equation (20) can be written as an integral along the Keldysh contour C_K , (for an explanation see Appendix B).

$$\begin{pmatrix} F_{\eta\vec{k}\sigma}(t, t') & \tilde{F}_{\eta\vec{k}\sigma}(t, t') \\ \mathcal{F}_{\eta\vec{k}\sigma}(t, t') & \tilde{\mathcal{F}}_{\eta\vec{k}\sigma}(t, t') \end{pmatrix} = \int_{C_K} dt'' \begin{pmatrix} g_{\eta\vec{k}\sigma}(t, t'') & \tilde{f}_{\eta\vec{k}\sigma}(t, t'') \\ f_{\eta\vec{k}\sigma}(t, t'') & \tilde{g}_{\eta\vec{k}\sigma}(t, t'') \end{pmatrix} \times V_\eta \sigma_z \begin{pmatrix} G_\sigma(t'', t') & \tilde{\mathcal{G}}_\sigma(t'', t') \\ \mathcal{G}_\sigma(t'', t') & \tilde{G}_\sigma(t'', t') \end{pmatrix}. \quad (28)$$

From the last expression one can read for $F_{\eta\vec{k}\sigma}(t, t')$ the equation:

$$F_{\eta\vec{k}\sigma}(t, t') = V_\eta \int_{C_K} dt'' \left[g_{\eta\vec{k}\sigma}(t, t'') G_\sigma(t'', t') - \tilde{f}_{\eta\vec{k}\sigma}(t, t'') \mathcal{G}_\sigma(t'', t') \right]. \quad (29)$$

We now apply the procedure explained in appendix C, in order to obtain the $F_{\eta\vec{k}\sigma}(t, t')$ lesser component, we obtain:

$$F_{\eta\vec{k}\sigma}^{<}(t, t') = V_\eta \left\{ \int_{-\infty}^{\infty} dt'' \left[g_{\eta\vec{k}\sigma}^{(r)}(t, t'') G_\sigma^{<}(t'', t') - \tilde{f}_{\eta\vec{k}\sigma}^{(r)}(t, t'') \mathcal{G}_\sigma^{<}(t'', t') \right] + \int_{-\infty}^{\infty} dt'' \left[g_{\eta\vec{k}\sigma}^{<}(t, t'') G_\sigma^{(a)}(t'', t') - \tilde{f}_{\eta\vec{k}\sigma}^{<}(t, t'') \mathcal{G}_\sigma^{(a)}(t'', t') \right] \right\}. \quad (30)$$

Furthermore, the superscripts $(<), (>), (r), (a)$ correspond to lesser, greater, retarded, advanced Green's functions respectively.

Therefore, from Equation (12), $I_\eta(t)$, can be written as:

$$I_\eta(t) = I_\eta^{(1)}(t) + I_\eta^{(2)}(t), \quad (31)$$

with

$$I_\eta^{(1)}(t) = \frac{2e}{\hbar} \Re \sum_\sigma \int_{-\infty}^{\infty} dt' \left\{ \left[V_\eta^2 \sum_{\vec{k}} g_{\eta\vec{k}\sigma}^{(r)}(t, t') \right] G_\sigma^{<}(t', t) + \left[V_\eta^2 \sum_{\vec{k}} g_{\eta\vec{k}\sigma}^{<}(t, t') \right] G_\sigma^{(a)}(t', t) \right\}, \quad (32)$$

$$I_\eta^{(2)}(t) = -\frac{2e}{\hbar} \Re \sum_\sigma \int_{-\infty}^{\infty} dt' \left\{ \left[V_\eta^2 \sum_{\vec{k}} \tilde{f}_{\eta\vec{k}\sigma}^{(r)}(t, t') \right] \mathcal{G}_\sigma^{<}(t', t) + \left[V_\eta^2 \sum_{\vec{k}} \tilde{f}_{\eta\vec{k}\sigma}^{<}(t, t') \right] \mathcal{G}_\sigma^{(a)}(t', t) \right\}. \quad (33)$$

When applying the Fourier transformations, the Equations (32) and (33) can be expressed as

$$I_\eta^{(1)}(t) = \frac{2e}{\hbar} \Re \sum_\sigma \int_{-\infty}^{\infty} d\omega \int_{-\infty}^{\infty} \frac{d\omega'}{2\pi} e^{-i(\omega-\omega')t} \times \left[\Sigma_\eta^{(r)}(\omega) G_\sigma^{<}(\omega, \omega') + \Sigma_\eta^{<}(\omega) G_\sigma^{(a)}(\omega, \omega') \right], \quad (34)$$

and

$$I_\eta^{(2)}(t) = -\frac{2e}{\hbar} \Re \sum_\sigma \left\{ e^{-2i\mu_\eta t} \int_{-\infty}^{\infty} d\omega \int_{-\infty}^{\infty} \frac{d\omega'}{2\pi} e^{-i(\omega-\omega')t} \times \left[\tilde{\Xi}_\eta^{(r)}(\omega) \sigma \mathcal{G}_\sigma^{<}(\omega, \omega') + \tilde{\Xi}_\eta^{<}(\omega) \sigma \mathcal{G}_\sigma^{(a)}(\omega, \omega') \right] \right\}, \quad (35)$$

with

$$V_\eta^2 \sum_{\vec{k}} g_{\eta\vec{k}\sigma}^{(r)}(t, t') \equiv \int_{-\infty}^{\infty} \frac{d\omega}{2\pi} e^{-i\omega(t-t')} \Sigma_\eta^{(r)}(\omega), \quad (36)$$

$$V_\eta^2 \sum_{\vec{k}} g_{\eta\vec{k}\sigma}^{<}(t, t') \equiv \int_{-\infty}^{\infty} \frac{d\omega}{2\pi} e^{-i\omega(t-t')} \Sigma_\eta^{<}(\omega), \quad (37)$$

$$V_\eta^2 \sum_{\vec{k}} \tilde{f}_{\eta\vec{k}\sigma}^{(r)}(t, t') \equiv \int_{-\infty}^{\infty} e^{-2i\mu_\eta t} \sigma \frac{d\omega}{2\pi} e^{-i\omega(t-t')} \tilde{\Xi}_\eta^{(r)}(\omega), \quad (38)$$

$$V_\eta^2 \sum_{\vec{k}} \tilde{f}_{\eta\vec{k}\sigma}^{<}(t, t') \equiv \int_{-\infty}^{\infty} e^{-2i\mu_\eta t} \sigma \frac{d\omega}{2\pi} e^{-i\omega(t-t')} \tilde{\Xi}_\eta^{<}(\omega). \quad (39)$$

In appendixes D to G we evaluate the unperturbed Green's functions $g_{\eta\vec{k}\sigma}^{(r)}(t, t')$, $g_{\eta\vec{k}\sigma}^{<}(t, t')$, $\tilde{f}_{\eta\vec{k}\sigma}^{(r)}(t, t')$ and $\tilde{f}_{\eta\vec{k}\sigma}^{<}(t, t')$ in the wide band limit.

We summarize these results:

$$\begin{aligned}
\Sigma_{\eta}^{(r)}(\omega) &= -\Gamma_{\eta} \left[\frac{\omega - \mu_{\eta}}{\Delta_{\eta}} \zeta(\Delta_{\eta}, \omega - \mu_{\eta}) + i\zeta(\omega - \mu_{\eta}, \Delta_{\eta}) \right], \\
\Sigma_{\eta}^{<}(\omega) &= 2i\Gamma_{\eta} \zeta(\omega - \mu_{\eta}, \Delta_{\eta}) f(\omega - \mu_{\eta}), \\
\tilde{\Xi}_{\eta}^{(r)}(\omega) &= \Gamma_{\eta} \left[\zeta(\Delta_{\eta}, \omega + \mu_{\eta}) + i\frac{\Delta_{\eta}}{\omega + \mu_{\eta}} \zeta(\omega + \mu_{\eta}, \Delta_{\eta}) \right], \\
\tilde{\Xi}_{\eta}^{<}(\omega) &= -2i\Gamma_{\eta} \frac{\Delta_{\eta}}{\omega + \mu_{\eta}} \zeta(\omega + \mu_{\eta}, \Delta_{\eta}) f(\omega + \mu_{\eta}), \\
\zeta(\omega, \omega') &\equiv \Theta(|\omega| - |\omega'|) \frac{|\omega|}{\sqrt{\omega^2 - \omega'^2}}.
\end{aligned} \tag{40}$$

All these expressions will be used below.

3 QD Green Function.

We need to evaluate the most important object for calculations, namely the QD Green's functions given by Equation (17) and Equation (19), as well their respective tilde functions:

$$\begin{aligned}
\tilde{G}_{\sigma}(t, t') &= -i \left\langle T_K d_{-\sigma}^{\dagger}(t) d_{-\sigma}(t') \right\rangle, \\
\tilde{\mathcal{G}}_{\sigma}(t, t') &= -i \left\langle T_K d_{\sigma}(t) d_{-\sigma}(t') \right\rangle.
\end{aligned} \tag{41}$$

Again using the scheme given in Appendix A, their equation of motion are:

$$i \frac{\partial}{\partial t} \begin{pmatrix} G_{\sigma}(t, t') & \tilde{\mathcal{G}}_{\sigma}(t, t') \\ \mathcal{G}_{\sigma}(t, t') & \tilde{G}_{\sigma}(t, t') \end{pmatrix} = \begin{pmatrix} \delta(t, t') - i \left\langle T_K [d_{\sigma}(t), H] d_{\sigma}^{\dagger}(t') \right\rangle & -i \left\langle T_K [d_{\sigma}(t), H] d_{-\sigma}(t') \right\rangle \\ -i \left\langle T_K [d_{-\sigma}^{\dagger}(t), H] d_{\sigma}^{\dagger}(t') \right\rangle & \delta(t, t') - i \left\langle T_K [d_{-\sigma}^{\dagger}(t), H] d_{-\sigma}(t') \right\rangle \end{pmatrix}.$$

Which develops to:

$$\begin{aligned}
i \frac{\partial}{\partial t} G_{\sigma}(t, t') &= \delta(t, t') - i E_0 \left\langle T_K d_{\sigma}(t) d_{\sigma}^{\dagger}(t') \right\rangle - i \sum_{\eta\vec{k}} V_{\eta} \left\langle T_K a_{\eta\vec{k}\sigma}(t) d_{\sigma}^{\dagger}(t') \right\rangle \\
&= \delta(t, t') + E_0 G_{\sigma}(t, t') + \sum_{\eta\vec{k}} V_{\eta} F_{\eta\vec{k}\sigma}(t, t'),
\end{aligned} \tag{42}$$

$$\begin{aligned}
i\frac{\partial}{\partial t}\mathcal{G}_\sigma(t,t') &= iE_0\left\langle T_K d_{-\sigma}^\dagger(t) d_\sigma^\dagger(t') \right\rangle + i\sum_{\eta\vec{k}} V_\eta \left\langle T_K a_{\eta-\vec{k}-\sigma}^\dagger(t) d_\sigma^\dagger(t') \right\rangle \\
&= -E_0\mathcal{G}_\sigma(t,t') - \sum_{\eta\vec{k}} V_\eta \mathcal{F}_{\eta\vec{k}\sigma}(t,t'),
\end{aligned} \tag{43}$$

$$\begin{aligned}
i\frac{\partial}{\partial t}\tilde{\mathcal{G}}_\sigma(t,t') &= -iE_0\left\langle T_K d_\sigma(t) d_{-\sigma}(t') \right\rangle - i\sum_{\eta\vec{k}} V_\eta \left\langle T_K a_{\eta\vec{k}\sigma}(t) d_{-\sigma}(t') \right\rangle \\
&= E_0\tilde{\mathcal{G}}_\sigma(t,t') + \sum_{\eta\vec{k}} V_\eta \tilde{\mathcal{F}}_{\eta\vec{k}\sigma}(t,t'),
\end{aligned} \tag{44}$$

$$\begin{aligned}
i\frac{\partial}{\partial t}\tilde{\mathcal{G}}_\sigma(t,t') &= \delta(t,t') + iE_0\left\langle T_K d_{-\sigma}^\dagger(t) d_{-\sigma}(t') \right\rangle + i\sum_{\eta\vec{k}} V_\eta \left\langle T_K a_{\eta\vec{k}\sigma}^\dagger(t) d_{-\sigma}(t') \right\rangle \\
&= \delta(t,t') - E_0\tilde{\mathcal{G}}_\sigma(t,t') - \sum_{\eta\vec{k}} V_\eta \tilde{\mathcal{F}}_{\eta\vec{k}\sigma}(t,t').
\end{aligned} \tag{45}$$

This can be written as:

$$\begin{aligned}
\begin{pmatrix} i\frac{\partial}{\partial t} - E_0 & 0 \\ 0 & i\frac{\partial}{\partial t} + E_0 \end{pmatrix} \begin{pmatrix} \mathcal{G}_\sigma(t,t') & \tilde{\mathcal{G}}_\sigma(t,t') \\ \mathcal{G}_\sigma(t,t') & \tilde{\mathcal{G}}_\sigma(t,t') \end{pmatrix} &= \begin{pmatrix} \delta(t,t') & 0 \\ 0 & \delta(t,t') \end{pmatrix} \\
&+ \sum_{\eta\vec{k}} V_\eta \sigma_z \begin{pmatrix} \mathcal{F}_{\eta\vec{k}\sigma}(t,t') & \tilde{\mathcal{F}}_{\eta\vec{k}\sigma}(t,t') \\ \mathcal{F}_{\eta\vec{k}\sigma}(t,t') & \tilde{\mathcal{F}}_{\eta\vec{k}\sigma}(t,t') \end{pmatrix}.
\end{aligned} \tag{46}$$

When $V_\eta = 0$ one has:

$$\begin{pmatrix} i\frac{\partial}{\partial t} - E_0 & 0 \\ 0 & i\frac{\partial}{\partial t} + E_0 \end{pmatrix} \begin{pmatrix} \mathcal{G}_0(t,t') & 0 \\ 0 & \tilde{\mathcal{G}}_0(t,t') \end{pmatrix} = \begin{pmatrix} \delta(t,t') & 0 \\ 0 & \delta(t,t') \end{pmatrix}, \tag{47}$$

with:

$$\begin{aligned}
\mathcal{G}_0(t,t') &= -i\left\langle T_K d_\sigma(t) d_\sigma^\dagger(t') \right\rangle_0, & \tilde{\mathcal{G}}_0(t,t') &= -i\left\langle T_K d_{-\sigma}^\dagger(t) d_{-\sigma}(t') \right\rangle_0. \\
\mathcal{G}_0(t,t') &\equiv \mathcal{G}_\sigma(t,t')|_{V_\eta=0}, & \tilde{\mathcal{G}}_0(t,t') &\equiv \tilde{\mathcal{G}}_\sigma(t,t')|_{V_\eta=0}.
\end{aligned} \tag{48}$$

The last two equations can be written as:

$$\begin{pmatrix} i\frac{\partial}{\partial t} - E_0 & 0 \\ 0 & i\frac{\partial}{\partial t} + E_0 \end{pmatrix} \begin{pmatrix} G_\sigma(t, t') - G_0(t, t') & \tilde{G}_\sigma(t, t') \\ \mathcal{G}_\sigma(t, t') & \tilde{G}_\sigma(t, t') - \tilde{G}_0(t, t') \end{pmatrix} = \sum_{\eta\vec{k}} V_\eta \sigma_z \begin{pmatrix} F_{\eta\vec{k}\sigma}(t, t') & \tilde{\mathcal{F}}_{\eta\vec{k}\sigma}(t, t') \\ \mathcal{F}_{\eta\vec{k}\sigma}(t, t') & \tilde{F}_{\eta\vec{k}\sigma}(t, t') \end{pmatrix}. \quad (49)$$

We write the last equation in its equivalent convolution integral along the Keldysh contour (see Appendix B):

$$\begin{pmatrix} G_\sigma(t, t') - G_0(t, t') & \tilde{G}_\sigma(t, t') \\ \mathcal{G}_\sigma(t, t') & \tilde{G}_\sigma(t, t') - \tilde{G}_0(t, t') \end{pmatrix} = \int_{C_K} dt'' \begin{pmatrix} G_0(t, t'') & 0 \\ 0 & \tilde{G}_0(t, t'') \end{pmatrix} \times \sum_{\eta\vec{k}} V_\eta \sigma_z \begin{pmatrix} F_{\eta\vec{k}\sigma}(t'', t') & \tilde{\mathcal{F}}_{\eta\vec{k}\sigma}(t'', t') \\ \mathcal{F}_{\eta\vec{k}\sigma}(t'', t') & \tilde{F}_{\eta\vec{k}\sigma}(t'', t') \end{pmatrix}. \quad (50)$$

An equivalent way to write the last equation (using equation (27)) as a convolution of $\Sigma_\sigma(t, t')$ and $G_\sigma(t, t')$ is:

$$G_\sigma(t, t') = G_0(t, t') + \int_{C_K} dt'' G_0(t, t') \Sigma_\sigma(t', t'') G_\sigma(t'', t'), \quad (51)$$

with:

$$G_\sigma(t, t') \equiv \begin{pmatrix} G_\sigma(t, t') & \tilde{G}_\sigma(t, t') \\ \mathcal{G}_\sigma(t, t') & \tilde{G}_\sigma(t, t') \end{pmatrix}, \quad G_0(t, t') \equiv \begin{pmatrix} G_0(t, t') & 0 \\ 0 & \tilde{G}_0(t, t') \end{pmatrix}. \quad (52)$$

and

$$\Sigma_\sigma(t, t') \equiv \int_{C_K} dt'' \begin{pmatrix} V_\eta^2 \sum_{\eta\vec{k}} g_{\eta\vec{k}\sigma}(t'', t') & -V_\eta^2 \sum_{\eta\vec{k}} \tilde{f}_{\eta\vec{k}\sigma}(t'', t') \\ -V_\eta^2 \sum_{\eta\vec{k}} f_{\eta\vec{k}\sigma}(t'', t') & V_\eta^2 \sum_{\eta\vec{k}} \tilde{g}_{\eta\vec{k}\sigma}(t'', t') \end{pmatrix} \quad (53)$$

We are interested in two regimes: A first regime in which $U_0 \sim \Gamma < \Delta$ and the Coulomb blockade effects is neglected because in this case the couplings to the leads are not extremely small and the dot capacitance is large enough. A second regime for $U_0 \sim \Delta > \Gamma$ where Coulomb blockade effects must be taken into account. For both regimes and from now on, we are interested in the case $eV > \Delta$, where multiple Andreev reflection [42] processes is strongly suppressed. Therefore only the single particle current (*SP*) have to be considered I_{SP} . From the above considerations we have that the Keldysh Green function $\mathcal{G}_\sigma(\omega)$, which carries information of the quantum dot two-particle Green's function can be neglected and all relevant information is contained in $G_\sigma(\omega)$.

The Keldysh Green function becomes spin independent, $G_\sigma(\omega) \equiv G(\omega)$. The element 11 of Equation (51) is given by:

$$G(t, t') = G_0(t, t') + \int_{C_K} dt'' \int_{C_K} dt''' G_0(t, t'') \Sigma(t'', t''') G(t''', t'). \quad (54)$$

Again, using the recipe given in appendix C, we obtain for $G^<(t, t')$ and $G^{(a)}(t, t')$:

$$G^<(t, t') = G_0^<(t, t') + \left[\int_{-\infty}^{\infty} dt'' \int_{-\infty}^{\infty} dt''' \begin{aligned} &G_0^{(r)}(t, t'') \Sigma^{(r)}(t'', t''') G^<(t''', t') + \\ &G_0^{(r)}(t, t'') \Sigma^<(t'', t''') G^{(a)}(t''', t') + \\ &G_0^<(t, t'') \Sigma^{(a)}(t'', t''') G^{(a)}(t''', t') \end{aligned} \right]. \quad (55)$$

$$G^{(a)}(t, t') = G_0^{(a)}(t, t') + \int_{-\infty}^{\infty} dt'' \int_{-\infty}^{\infty} dt''' G_0^{(a)}(t, t'') \Sigma^{(a)}(t'', t''') G^{(a)}(t''', t'). \quad (56)$$

Taking the Fourier transform of Equations (55) and (56), results in a set of algebraic equations:

$$G^<(\omega, \omega') = 2\pi\delta(\omega - \omega') G_0^<(\omega) + G_0^{(r)}(\omega) \Sigma^{(r)}(\omega) G^<(\omega, \omega') + \\ G_0^{(r)}(\omega) \Sigma^<(\omega) G^{(a)}(\omega, \omega') + G_0^<(\omega) \Sigma^{(a)}(\omega) G^{(a)}(\omega, \omega'). \quad (57)$$

$$G^{(a)}(\omega, \omega') = 2\pi\delta(\omega - \omega') G_0^{(a)}(\omega) + G_0^{(a)}(\omega) \Sigma^{(a)}(\omega) G^{(a)}(\omega, \omega'). \quad (58)$$

Dot Keldysh Green's functions $G_\sigma^<(\omega, \omega')$ and $G_\sigma^{(a)}(\omega, \omega')$ are below straightforward evaluated. In this regime quantities such as currents are independent of time. Therefore, we have:

$$G^<(\omega, \omega') = 2\pi\delta(\omega - \omega') G^<(\omega), \\ G^{(a)}(\omega, \omega') = 2\pi\delta(\omega - \omega') G^{(a)}(\omega).$$

Therefore the Equations (57) and (58) result

$$G^<(\omega) = G_0^<(\omega) + G_0^{(r)}(\omega) \Sigma^{(r)}(\omega) G^<(\omega) + \\ G_0^{(r)}(\omega) \Sigma^<(\omega) G^{(a)}(\omega) + G_0^<(\omega) \Sigma^{(a)}(\omega) G^{(a)}(\omega). \quad (59)$$

$$G^{(a)}(\omega) = G_0^{(a)}(\omega) + G_0^{(a)}(\omega) \Sigma^{(a)}(\omega) G^{(a)}(\omega). \quad (60)$$

Solving (60),

$$G^{(a)}(\omega) = \frac{1}{G_0^{(a)}(\omega)^{-1} - \Sigma^{(a)}(\omega)} = \frac{1}{\omega - E_0 - \Sigma^{(a)}(\omega)} = G^{(r)}(\omega)^* . \quad (61)$$

Moreover, we know that

$$G_0^<(\omega) \propto \delta(\omega - E_0) \quad \text{and} \quad (62)$$

$$G_0^{(a)}(\omega) = (\omega - E_0 - i0^+)^{-1}, \quad (63)$$

resulting

$$G_0^<(\omega) \Sigma^{(a)}(\omega) G^{(a)}(\omega) = -G_0^<(\omega). \quad (64)$$

The Equation (59) is reduced to

$$G^<(\omega) = G_0^{(r)}(\omega) \Sigma^{(r)}(\omega) G^<(\omega) + G_0^{(r)}(\omega) \Sigma^<(\omega) G^{(a)}(\omega), \quad (65)$$

$$\begin{aligned} G^<(\omega) &= \frac{\Sigma^<(\omega) G^{(a)}(\omega)}{G_0^{(r)}(\omega)^{-1} - \Sigma^{(r)}(\omega)} = \Sigma^<(\omega) |G^{(r)}(\omega)|^2 \\ &= \pi \Sigma^<(\omega) \frac{-\Im G^{(r)}(\omega)/\pi}{\Im(G^{(r)}(\omega))^{-1}} = \pi \frac{\Sigma^<(\omega)}{-\Im \Sigma^{(r)}(\omega)} \rho(\omega). \end{aligned} \quad (66)$$

Here $\rho(\omega)$ is the so-called quantum dot spectral function which is given in terms of the imaginary part (\Im) of the retarded Keldysh Green function $G^{(r)}(\omega)$,

$$\rho(\omega) = -\frac{1}{\pi} \Im G^{(r)}(\omega) = -\frac{1}{\pi} \frac{\Im \Sigma^{(r)}(\omega)}{[\omega - E_0 - \Re \Sigma^{(r)}(\omega)]^2 + [\Im \Sigma^{(r)}(\omega)]^2}. \quad (67)$$

From Equation (32) the single particle current (I_{SP}) results in:

$$I_{\eta SP}(V, E_0) = \frac{4e}{h} \Re \int_{-\infty}^{\infty} d\omega \left[\Sigma_{\eta}^{(r)}(\omega) G^<(\omega) + \Sigma_{\eta}^<(\omega) G^{(a)}(\omega) \right]. \quad (68)$$

Substituting (61) and (66) in (68)

$$\begin{aligned} I_{\eta SP}(V, E_0) &= \frac{4e}{h} \int_{-\infty}^{\infty} d\omega \left[\pi \Im \Sigma_{\eta}^{(r)}(\omega) \frac{\Im \Sigma^<(\omega)}{\Im \Sigma^{(r)}(\omega)} \rho(\omega) + \Im \Sigma_{\eta}^<(\omega) \Im G^{(r)}(\omega) \right] \\ &= \frac{4\pi e}{h} \int_{-\infty}^{\infty} d\omega \rho(\omega) \left[\Im \Sigma_{\eta}^{(r)}(\omega) \frac{\Im \Sigma^<(\omega)}{\Im \Sigma^{(r)}(\omega)} \rho(\omega) - \Im \Sigma_{\eta}^<(\omega) \right] \\ &= \frac{4\pi e}{h} \int_{-\infty}^{\infty} d\omega \frac{\rho(\omega)}{\Gamma(\omega)} [\Gamma_{\eta}(\omega) \Im \Sigma^<(\omega) - \Gamma(\omega) \Im \Sigma_{\eta}^<(\omega)]. \end{aligned} \quad (69)$$

with $\Gamma_{\eta}(\omega) = -\Im \Sigma_{\eta}^{(r)}(\omega) = \Gamma_{\eta} \zeta(\omega, \Delta_{\eta})$ and $\Gamma(\omega) = \sum_{\eta} \Gamma_{\eta}(\omega)$. In our regime, $eV > \Delta$, therefore, $\Re \Sigma^{(r)}(\omega)$ in the above equations is zero. We use the expression for $\Sigma^{(r)}(\omega)$ from appendix D, and obtain the single particle current $I_{SP} \equiv (I_{R,SP} - I_{L,SP})/2$:

$$I_{SP}(V, E_0) = \frac{8\pi e}{h} \int_{-\infty}^{\infty} d\omega \frac{\Gamma_L(\omega) \Gamma_R(\omega + eV)}{\Gamma_L(\omega) + \Gamma_R(\omega + eV)} \rho(\omega) [f(\omega) - f(\omega + eV)]. \quad (70)$$

$-eV = \mu_L - \mu_R$ correspond to the applied voltage between the superconductors electrodes with chemical potential μ_{η} . In the following, we fix the chemical potential $\mu_L = 0$ and use eV as a measure of μ_R . In addition,

the QD energy E_0 is measure with respect to μ_L . On the other hand, the limits of integration are given by the functions $\Gamma_L(\omega)$ and $\Gamma_R(\omega + eV)$. The extra 2π factor arises from the dot Keldysh Green functions. $\rho(\omega)$ and $\Gamma(\omega)$ are given by

$$\rho(\omega) = \frac{\Gamma(\omega)/\pi}{(\omega - E_0)^2 + \Gamma^2(\omega)}, \quad (71)$$

$$\Gamma(\omega) = \Gamma_L(\omega) + \Gamma_R(\omega + eV). \quad (72)$$

At steady state there is no net flow into or out of the mesoscopic channel or quantum dot which yields a stationary particle number in it. The population number N , at the dot, is given by

$$N = 2[-iG^<(t, t)] = 2 \int_{-\infty}^{\infty} \frac{d\omega}{2\pi i} G^<(\omega), \quad (73)$$

which becomes a weighted average over the L and R contacts

$$N = 2 \int_{-\infty}^{\infty} d\omega \rho(\omega) \left[\frac{\Gamma_L(\omega)}{\Gamma(\omega)} f(\omega) + \frac{\Gamma_R(\omega + eV)}{\Gamma(\omega)} f(\omega + eV) \right]. \quad (74)$$

For the N/QD/N case, $\Gamma_{R,L}$ are just constants. This case was study in the context of the generalized quantum master approach (section IV in [39]). That approach permits the inclusion of broadening in a natural way. They obtained Equations similar to our Equations (70)-(74).

4 Coupled Poisson-Nonequilibrium Green Function Scheme: The Capacitive Model

So far, we are not included the side effects of a potential profile inside the mesoscopic channel. On the one hand, its inclusion takes in order zero or Hartree approximation the electron-electron interaction in the QD. Its inclusion also guarantees current independence from the choice of zero potential [34]. Such potential is induced by the action of source, drain and gate applied voltages. In principle, we have to couple the number population equation Equation (73), with electric field U . However, since the number of quantum levels in the channel is small the particle number variation is negligible, the potential profile variation inside the channel is negligible. Then it is appropriate visualize the channel as an equivalent circuit framework (Figure 2). In this framework we associate capacitances C_d , C_s and C_g to the drain, source and gate, respectively. Whenever drain, source and gate bias potentials V_d , V_s and V_g , respectively, are present, there is an electrostatic potential V_{QD} inside the QD, it induces an energy shift of the QD energy level $U = -e(V_{QD} - V_0)$, V_0 are channel electrostatic potential before we apply the source and drain biases, respectively.

The electronic population before and after we apply the biases mentioned above are given by

$$-eN_0 = C_d V_0 + C_s V_0 + C_g V_0, \quad (75)$$

$$-eN = C_d (V_{QD} - V_d) + C_s (V_{QD} - V_s) + C_g (V_{QD} - V_g), \quad (76)$$

respectively. It leads us to

$$-e\Delta N \equiv -e(N - N_0) = C_E (V_{QD} - V_0) - C_d V_d - C_s V_s - C_g V_g, \quad (77)$$

where $C_E = C_d + C_s + C_g$. Therefore, the energy shift U is given by:

$$U = U_{\mathcal{L}} + \frac{e^2}{C_E} \Delta N, \quad (78)$$

and where

$$U_{\mathcal{L}} \equiv \frac{C_d}{C_E} (-eV_d) + \frac{C_s}{C_E} (-eV_s) + \frac{C_g}{C_E} (-eV_g). \quad (79)$$

In the the expression for U , $U_{\mathcal{L}}$ represents a uniform shift for all levels, whereas the second term (the Poisson contribution denoted U_P in the introduction) represents a level repulsion which is proportional to the averaged occupation of the QD level refereed to N_0 , and proportional to the charging energy $U_0 = e^2/C_E$.

On the other hand, one has ΔN , from Equations (73) and (77) given by:

$$\Delta N = 2 \int_{-\infty}^{\infty} \frac{d\omega}{2\pi i} [G^<(\omega, U) - G^<(\omega, -eV_0)]. \quad (80)$$

In the expression for $G^<(\omega, U)$ (Equation (66)), the energy level shifts only, ($E_0 \Rightarrow (E_0 + U)$) in the expression for the QD spectral function $\rho(\omega - U)$. Equations (78) and (80) are coupled non-linear equations with unknowns U and ΔN . We solve the coupled equations via an iteration procedure. First we guest a value for ΔN , plug this value in U , then we calculate ΔN with the equation:

$$\Delta N = 2 \int_{-\infty}^{\infty} d\omega \rho(\omega - U) \frac{\Gamma_L(\omega) f(\omega) + \Gamma_R(\omega + eV) f(\omega + eV)}{\Gamma_L(\omega) + \Gamma_R(\omega + eV)}, \quad (81)$$

and so on until convergence is achieved. With the final value of U obtained for a given bias voltage V , I_{SP} is calculated via the equation:

$$I_{SP}(V, U) = \frac{8\pi e}{h} \int_{-\infty}^{\infty} d\omega \frac{\Gamma_L(\omega) \Gamma_R(\omega + eV)}{\Gamma_L(\omega) + \Gamma_R(\omega + eV)} \rho(\omega - U) [f(\omega) - f(\omega + eV)]. \quad (82)$$

In summary, the procedure for computing I consists of the following steps. i) Determine the spectral density. ii) Specify V_g , V_d and V_s and coupling constants. iii) Iteratively solve (81) and (78). iv) Evaluate the current from (82) for the V_g , V_d and V_s . Once a converged U has been found, the current is finally evaluated.

The way we consider electron-electron interactions, imposes restrictions on the possible values of the charging energy U_0 . For the self-consistent scheme to be valid, we have to assume, that $\Delta \gg \Gamma_{L,R} \simeq U_0$. However, less precisely quantitative results, although qualitative correct results can be obtained if $\Delta \simeq U_0 \gg \Gamma_{L,R}$, when the called Coulomb Blockade energy dominates over the coupling constants. For this case, we use the improvement of the SCF method discussed in the introduction [4, 31, 32]. The self consistent generalizes to:

$$U_{\uparrow} = U_{\mathcal{L}} + \frac{e^2}{C_E} (N_{\downarrow} - N_0), \quad (83)$$

$$U_{\downarrow} = U_{\mathcal{L}} - \frac{e^2}{C_E} (N_{\uparrow} - N_0). \quad (84)$$

where the up-spin level feels a potential due to the down-spin electrons and viceversa. Notice the different signs, which reflects the Coulomb repulsion between otherwise degenerate levels.

$$N_{\uparrow} = \int_{-\infty}^{\infty} d\omega \rho(\omega - U_{\uparrow}) \frac{\Gamma_L(\omega) f(\omega) + \Gamma_R(\omega + eV) f(\omega + eV)}{\Gamma_L(\omega) + \Gamma_R(\omega + eV)}, \quad (85)$$

$$N_{\downarrow} = \int_{-\infty}^{\infty} d\omega \rho(\omega - U_{\downarrow}) \frac{\Gamma_L(\omega) f(\omega) + \Gamma_R(\omega + eV) f(\omega + eV)}{\Gamma_L(\omega) + \Gamma_R(\omega + eV)}. \quad (86)$$

$$N = N_{\uparrow} + N_{\downarrow}. \quad (87)$$

Here, N_{\uparrow} and N_{\downarrow} are the population of the spin-up and spin-down levels. Once the values of U_{\uparrow} and U_{\downarrow} are calculated, I_{SP} is calculated from:

$$I_{SP}(V, U_{\uparrow}, U_{\downarrow}) = \frac{4\pi e}{h} \int_{-\infty}^{\infty} d\omega \frac{\Gamma_L(\omega) \Gamma_R(\omega + eV)}{\Gamma_L(\omega) + \Gamma_R(\omega + eV)} \left\{ \rho(\omega - U_{\uparrow}) + \rho(\omega - U_{\downarrow}) \right\} \times \left[f(\omega) - f(\omega + eV) \right]. \quad (88)$$

As Datta has pointed out [4], the approach described above (called unrestricted SCF) can lead to a better quantitative agreement in comparison with a conceptually correct multi-level Master equation calculation.

5 Numerical Results and Remarks on Experiments.

5.1 First case: $\Delta \gg \Gamma_{L,R} \simeq U_0$

In this regime there are the Multiple Andreev reflections [42] for voltages such that, $eV < \Delta$ (MAR). Also, there is the possibility for quasi-particle co-tunneling current for energy levels far from μ_L . These cases will be considered in a future work and involves the whole expressions we have derived for the currents (Equations (32) and (33)) and eventually more accurate Green-Keldysh functions and the use of master equations [17]. This case was studied experimentally in [43]. For given values of capacitances and source voltage, we iterate Equations (78) and (80), in order to find the potential U . Then the single particle current, $I_{SP}(V, U)$ is evaluated (Equation (82)). We put the charge before biasing $N_0 = 0$, such that Coulomb repulsion with the QD-energy level is absent. Anyhow, in this regime, the effect of the second term in Equation (86) is negligible. Consequently, the Laplace term $U_{\mathcal{L}}$, essentially position the QD degenerate energy level (with respect $\mu_L = 0$). In Figure 3 we show $I - V$ characteristics for gate voltage values $V_g = 0$ and $K_B T \ll \Delta$, whereas Figure 4 shows the occupation number ΔN . These curves are symmetric, due to the assumed equality of the coupling capacitances ($C_d/C_E = 0.5$). Otherwise, the $I - V$ shifts to right or to the left for $C_d/C_E = 0.5 > 0.5$ or < 0.5 respectively. For this case, we show in Figure 7 the spectral density $\rho(\omega)$ for $eV_d = -6 \Delta$. Notice that the position of the energy level is essentially -4.5Δ , i.e., just the sum of $E_0 + U_{\mathcal{L}}$. Qualitatively, these results are similar of Yeyati et al. [17]. Characteristic is the broadening of the BSC singularity. The effect of bigger values of $\Gamma_{R,L}$ is a more pronounced round off the BCS-type singularity. We discuss this issue below. For large enough bias the current approaches the normal saturation value I_{Sat} .

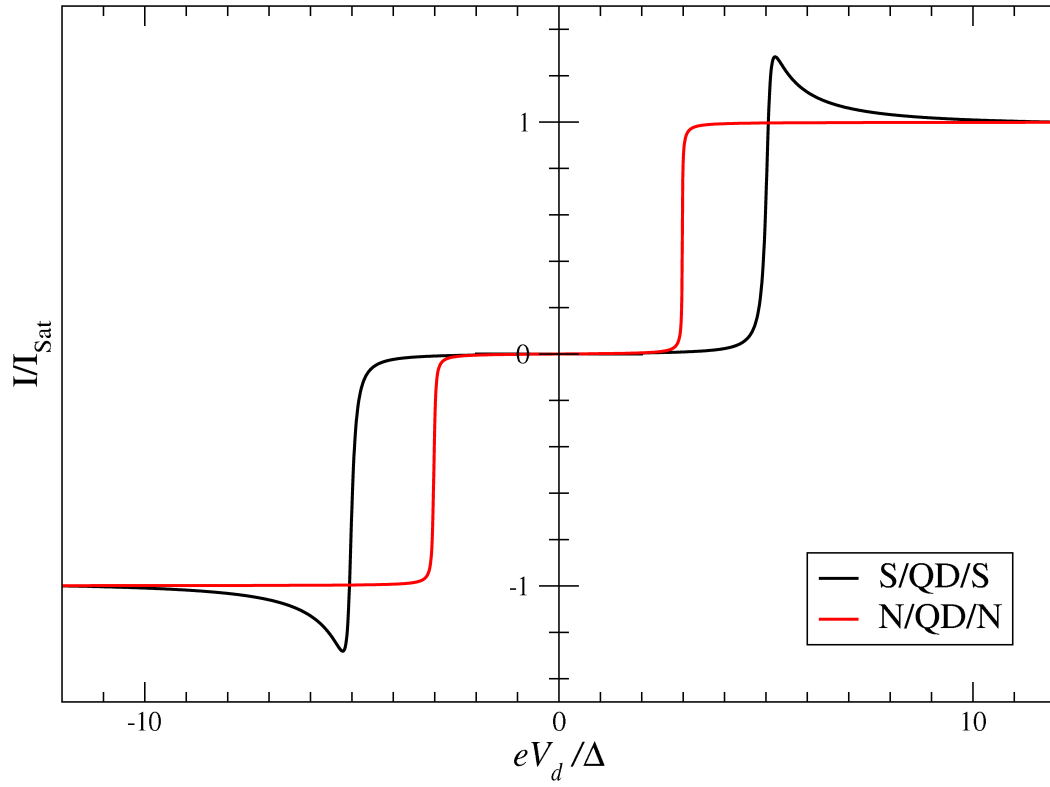


Figure 3: Zero temperature $I - V$ characteristics for superconductor-quantum-dot-superconductor system, calculated using the self consistent field (SCF) method, with $E_0 = 1.5 \Delta$, $eV_g = 0.0 \Delta$, $U_0 = 0.005 \Delta$, $C_d/C_E = 0.5$, $\Gamma_L = \Gamma_R = 0.005 \Delta$.

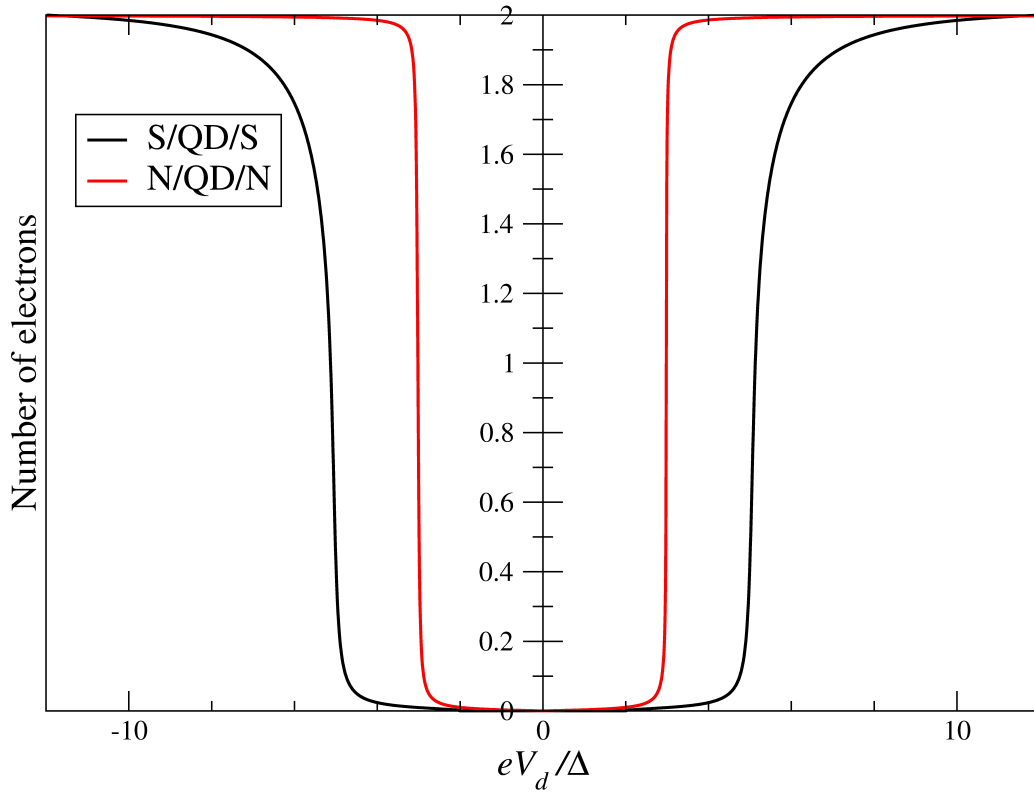


Figure 4: Zero temperature Number of electrons- eV_d/Δ graph for superconductor-quantum-dot-superconductor system, calculated using the self consistent field (SCF) method, with $E_0 = 1.5 \Delta$, $eV_g = 0.0 \Delta$, $U_0 = 0.005 \Delta$, $C_d/C_E = 0.5$, $\Gamma_L = \Gamma_R = 0.005 \Delta$.

5.2 Second case: $\Delta \simeq U_0 \gg \Gamma_{L,R}$

In this regime the charging energy acts effectively in lifting the degeneracy of the otherwise single degenerate QD-energy level. For this regime, we use the couple system defined by Equations (83) - (87) and calculate the current according to Equation (88). This is the unrestricted SCF method mentioned in the introduction. The transport begins through one level as long as there is in average less than one electron in it. For the given parameters the onset of current is similar to the first case (No interaction with residual charge in the QD is considered). However, when the average occupation exceeds one, the other degenerate levels floats according to the resulting values U_\uparrow and U_\downarrow . This values push down the position of this second level and push up the already occupied energy level. In Figures 5 - 6, we show $I - V$ and the number of electrons. In Figure 8 it is shown the spectral density for $eV_d = -8\Delta$. In this case, $E_0 + U_{\mathcal{L}} = -5.5\Delta$. The values obtained from the SCF calculation position the energy levels to -4.846Δ and to -6.396Δ (see equation (84)).

The experimental work of Ralph et al [30] corresponds to this second case. In their Figure 3, they show the current for a single state level peaks $I \sim 5$ pA at a bias $V \sim 2.4$ mV. According to our Figures 5 - 6, for this sample at 30 mK, there should be another peak at $V \sim 4.4$ mV with a current value $I_{SP} \simeq 10$ pA. The charging energy for this sample is $U_0 \simeq 2.0$ mV. However, in their samples with radii ~ 2.5 nm or greater, the level spacing of the energy levels is such, that $\Delta E < E_c$, therefore another current signal may occurs before and a quantitative proper description would be a multilevel QD- model. One notice, however, the strong fluctuations in the spacing in Figure 2 [30], indicating complex charging many levels phenomena. Notice that the theoretical explanation of Yeyati et al. [17, 18], does not contain our prediction.

5.3 Influence of Coupling Constants.

The influence of the coupling constant is to broaden the otherwise sharp energy QD level. However, the broadening is not equally strong, and depends on the relative values of Γ_R/Γ_L . Ralph et al. [30] determined for the sample in his Figure 3 $\Gamma_R/\Gamma_L \gg 1$. Figure 10 shows the $I - V$ characteristics for the restricted case when both coupling constants are equal. For larger values of the coupling constants the broadening is stronger. If they are dissimilar in value, the broadening is stronger when $\Gamma_R > \Gamma_L$. This effect is shown in Figures 9 - 14. This effect is due to the stronger involving of the BSC-DOS singularity of the left lead in the integral expression for the current (Equation (70)) and the particular choice of the zero bias voltage (see Figure 2).

6 SUMMARY and PERSPECTIVES

We have studied the single particle current through a quantum dot coupled with two superconductor leads via a coupled Poisson Non- equilibrium Green Function (PNEGF) formalism. In a systematic and self contained way, we derived the expressions for the current in full generality. In this work we focused only in the weak coupling regime where single particle current is dominant one. The QD is a single degenerate energy level systems modeled via a capacitive circuit. The influence of the Potential on the QD, on the $I - V$ characteristic is calculated for

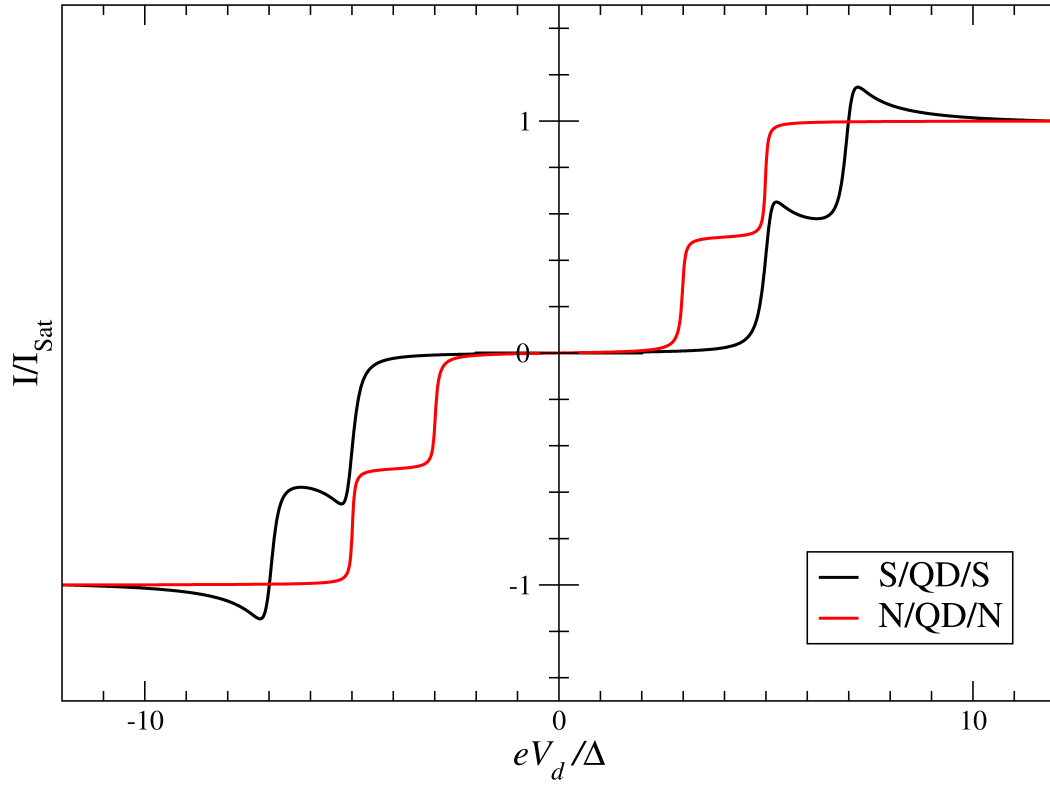


Figure 5: Zero temperature $I - V$ characteristics showing the Coulomb blockade for superconductor-quantum-dot-superconductor system, calculated using the self consistent field (SCF) method, with $E_0 = 1.5 \Delta$, $eV_g = 0.0 \Delta$, $U_0 = 1.0 \Delta$, $C_d/C_E = 0.5$, $\Gamma_L = \Gamma_R = 0.01 \Delta$.

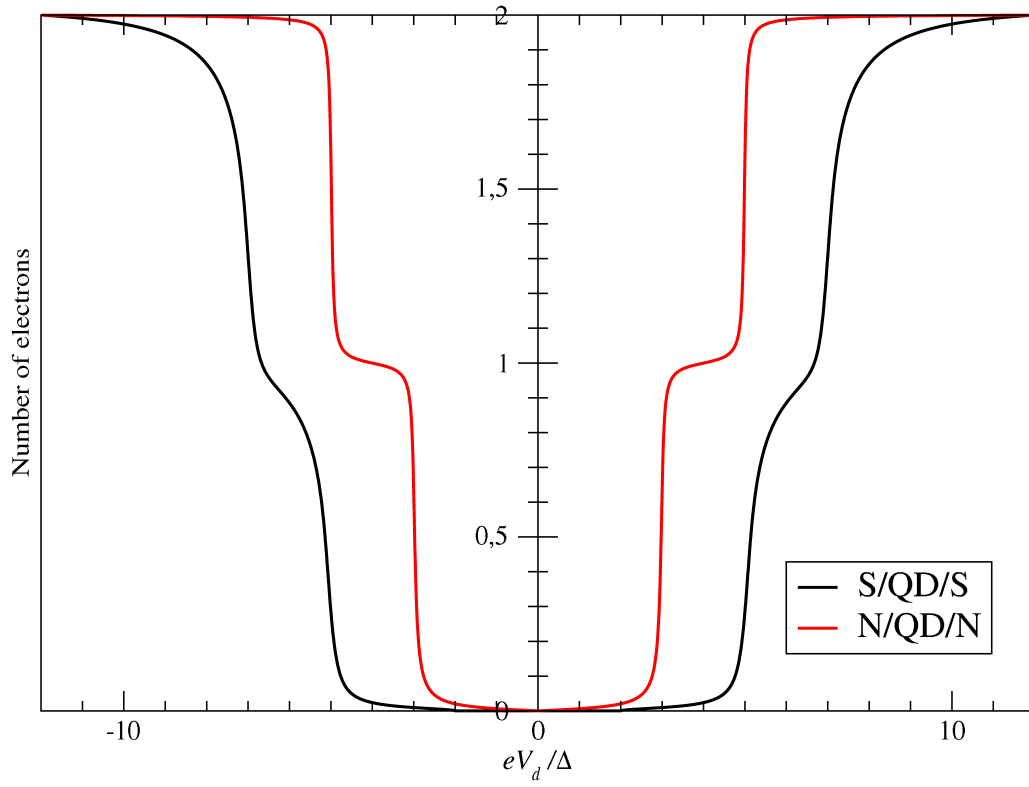


Figure 6: Zero temperature Number of electrons- eV_d/Δ for superconductor-quantum-dot-superconductor system, calculated using the self consistent field (SCF) method, with $E_0 = 1.5 \Delta$, $eV_g = 0.0 \Delta$, $U_0 = 1.0 \Delta$, $C_d/C_E = 0.5$, $\Gamma_L = \Gamma_R = 0.01 \Delta$.

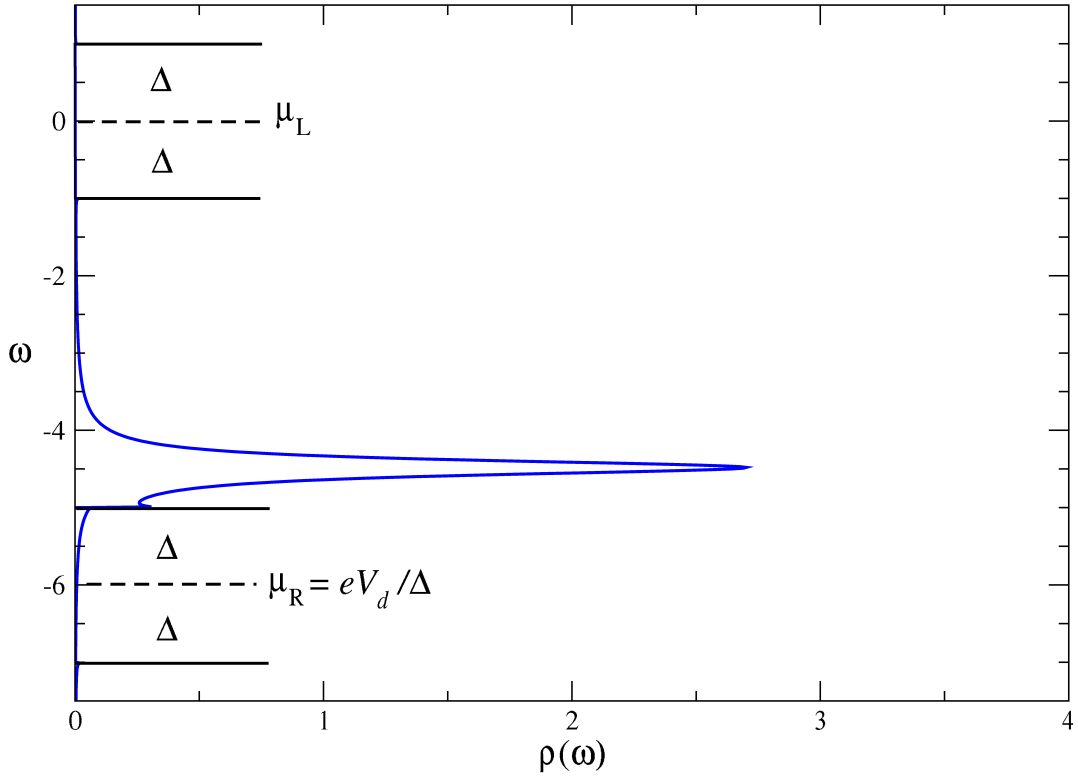


Figure 7: Spectral density of the quantum dot- ω for superconductor-quantum-dot-superconductor system, calculated using the self consistent field (SCF) method, with $E_0 = 1.5 \Delta$, $eV_g = 0.0 \Delta$, $eV_d = 6.0 \Delta$, $U_0 = 0.01 \Delta$, $C_d/C_E = 0.5$, $\Gamma_L = \Gamma_R = 0.05 \Delta$.

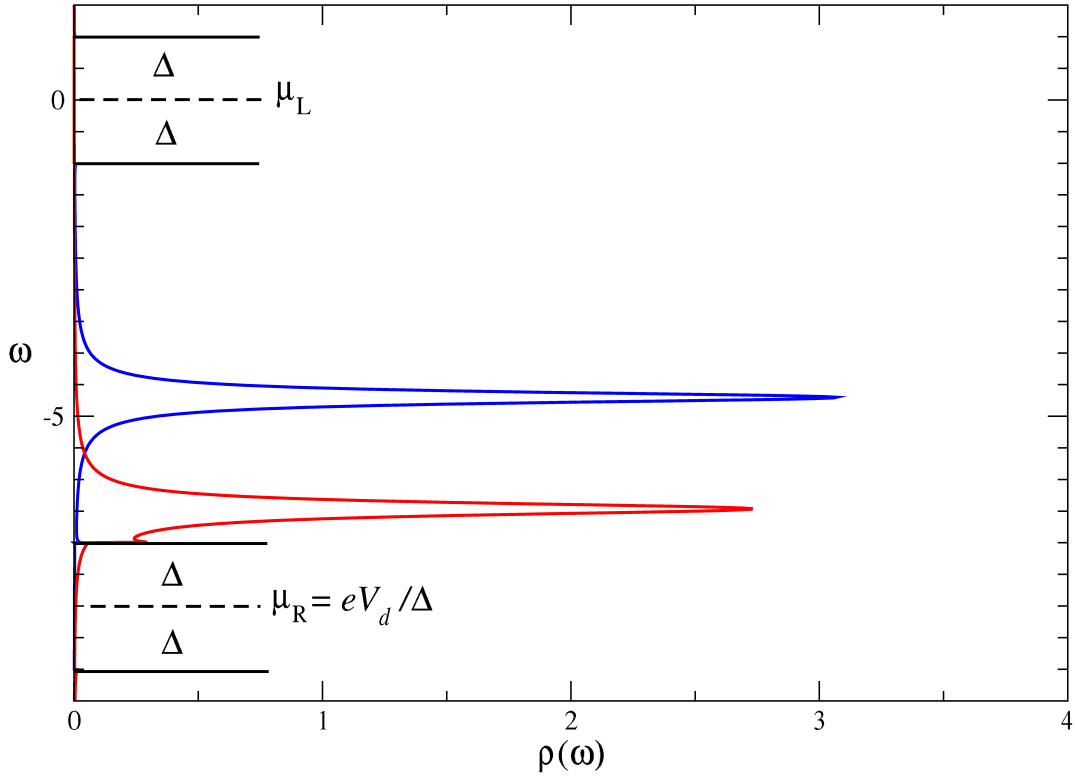


Figure 8: Spectral density of the quantum dot- ω for superconductor-quantum-dot-superconductor system, calculated using the self consistent field (SCF) method, with $E_0 = 1.5 \Delta$, $eV_g = 0.0 \Delta$, $eV_d = 8.0 \Delta$, $U_0 = 1.0 \Delta$, $C_d/C_E = 0.5$, $\Gamma_L = \Gamma_R = 0.20 \Delta$.

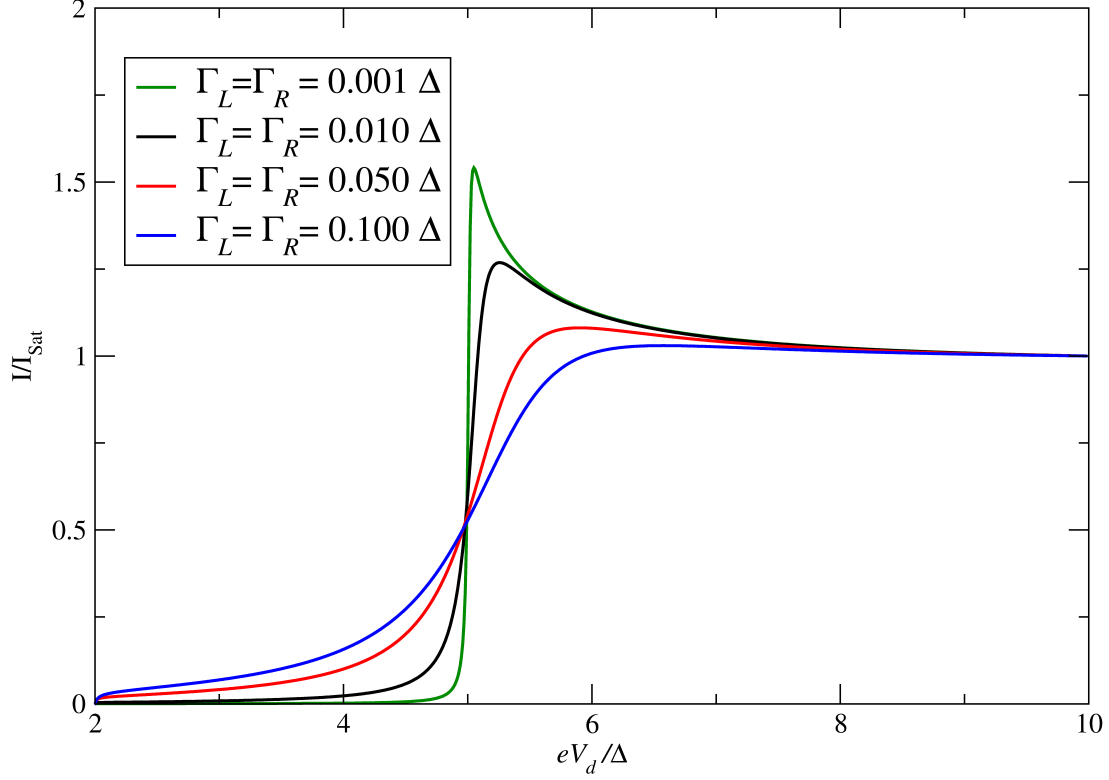


Figure 9: Zero temperature $I - V$ characteristics for superconductor-quantum-dot-superconductor system for various values of the coupling Γ , calculated using the self consistent field (SCF) method, with $E_0 = 1.5 \Delta$, $eV_g = 0.0 \Delta$, $U_0 = 0.05\Delta$, $C_d/C_E = 0.5$, $\Gamma_L = \Gamma_R$.

Figure 10: Zero temperature $I - V$ characteristics for superconductor-quantum-dot-superconductor system for various values of the coupling Γ , calculated using the self consistent field (SCF) method, with $E_0 = 1.5 \Delta$, $eV_g = 0.0 \Delta$, $U_0 = 0.05 \Delta$, $C_d/C_E = 0.5$, $\Gamma_L = 4\Gamma_R$.

Figure 11: Zero temperature $I - V$ characteristics for superconductor-quantum-dot-superconductor system for various values of the coupling Γ , calculated using the self consistent field (SCF) method, with $E_0 = 1.5 \Delta$, $eV_g = 0.0 \Delta$, $U_0 = 0.05 \Delta$, $C_d/C_E = 0.5$, $\Gamma_R = 4\Gamma_L$.

Figure 12: Zero temperature $I - V$ characteristics for superconductor-quantum-dot-superconductor system for various values of the coupling Γ , calculated using the self consistent field (SCF) method, with $E_0 = 1.5 \Delta$, $eV_g = 0.0 \Delta$, $U_0 = 1.0 \Delta$, $C_d/C_E = 0.5$, $\Gamma_L = \Gamma_R$.

Figure 13: Zero temperature $I - V$ characteristics for superconductor-quantum-dot-superconductor system for various values of the coupling Γ , calculated using the self consistent field (SCF) method, with $E_0 = 1.5 \Delta$, $eV_g = 0.0 \Delta$, $U_0 = 1.0 \Delta$, $C_d/C_E = 0.5$, $\Gamma_L = 4\Gamma_R$.

Figure 14: Zero temperature $I - V$ characteristics for superconductor-quantum-dot-superconductor system for various values of the coupling Γ , calculated using the self consistent field (SCF) method, with $E_0 = 1.5 \Delta$, $eV_g = 0.0 \Delta$, $U_0 = 1.0 \Delta$, $C_d/C_E = 0.5$, $\Gamma_R = 4\Gamma_L$.

relevance values of the coupling and capacitances and the implication for experiments is discussed. This was done in the weak coupling regime and for $\Delta \gg \Gamma_{L,R} \simeq U_0$. A second case when $\Delta \simeq U_0 \gg \Gamma_{L,R}$ also in the weak coupling regime was analyzed. Admittedly, our model of a Hybrid system S/QD/S possess potentially physical extensions. One important missed point is dephasing. This physical effect due to scattering of transport electrons can be incorporated in the self energy phenomenologically ([45, 46]), or in a stochastic fashion ([47]). Another point is to consider a QD with many energy levels and within the self consistent scheme, to consider the strong and intermediate regimes and many body correlations due to different kinds of electron-electron interaction. Here we have to notice that is it not just to scale the level spacing by the charging energy [48]. It is a genuine many body problem. But the most important missed point was correlations. As pointed out by Datta (chapter III [4]), there has been much effort in order to find a suitable SCF that considers correlations. For example, to modify Equation (78) to consider occupancies probabilities. As discussed in the introduction, Kang [16] and Meir et al. [20] finds a solution for the QD Green function that contains this type of correlation. In other words, one could go to scheme where a more accurate Green function for the QD is used together with a multi-electron picture with associated Master equation. These would mean to use the Anderson model with a Coulomb interaction U that is obtained from a SCF. We want to check if this point of view is correct. Work in this direction is in progress.

Figure 15: The contour $C_K = C_{K-} \cup C_{K+}$ runs on the real axis, but for clarity its two branches C_{K-} and C_{K+} are shown slightly away from the real axis. The contour C_K runs from t_0 and return to t_0 .

7 Appendix A

In general, any Green-Keldysh function of two operators $A(t)$ and $B(t)$ function is given by:

$$G_{A,B}(t, t') = -i \langle T_K A(t) B(t') \rangle \quad (89)$$

where the operator T_K acts on the Keldysh contour shown in Figure 11. A Heaviside function on the Keldysh contour is given by:

$$\Theta(t, t') \equiv \begin{cases} \Theta(t - t'), & t \in C_{K-}, t' \in C_{K-}; \\ 0, & t \in C_{K-}, t' \in C_{K+}; \\ 1, & t \in C_{K+}, t' \in C_{K-}; \\ \Theta(t' - t), & t \in C_{K+}, t' \in C_{K+}. \end{cases} \quad (90)$$

whereas the derivative of the Heaviside function on the Keldysh contour is given by:

$$\delta(t, t') \equiv \frac{\partial \Theta(t, t')}{\partial t} = -\frac{\partial \Theta(t, t')}{\partial t'} = \begin{cases} \delta(t - t'), & t \in C_{K-}, t' \in C_{K-}; \\ 0, & t \in C_{K-}, t' \in C_{K+}; \\ 0, & t \in C_{K+}, t' \in C_{K-}; \\ -\delta(t - t'), & t \in C_{K+}, t' \in C_{K+}. \end{cases} \quad (91)$$

In general a function $F(t, t')$ defined on the Keldysh contour is given by:

$$F(t, t') \equiv \Theta(t, t') F^>(t, t') + \Theta(t', t) F^<(t, t') \quad (92)$$

where $F^>(t, t')$ is the so called greater component (greater Keldysh-Green function) and $F^<(t, t')$ is the lesser component (lesser Keldysh-Green function) of $F(t, t')$.

Directly calculations can be carried out, in this way by deriving by t or t' and using Heisenberg equation of motion for the time evolution of the operators, $A(t) = \exp(iHt)A\exp(-iHt)$,

$$\frac{\partial A(t)}{\partial t} = -i[A(t), H], \quad (93)$$

ones obtains:

$$i \frac{\partial G(t, t')}{\partial t} = \delta(t, t') \langle [A(t), B(t)]_{\mp} \rangle - i \langle T_K [A(t), H] B(t') \rangle, \quad (94)$$

$$-i \frac{\partial G(t, t')}{\partial t} = \delta(t, t') \langle [A(t), B(t)]_{\mp} \rangle + i \langle T_K A(t) [B(t'), H] \rangle. \quad (95)$$

If there is not an applied potential, i.e., if $V_s = V_d = 0$, (see Figure 2), the whole system is at equilibrium, one can use the usual commutator Green Functions, or equivalently, the Matsubara or Temperature-Green Function to quantify correlations functions. In that case, Equation (89) depends only on the time difference $(t - t')$. However, for times $t > t_0$, once the potential difference has been applied, the simple dependence on the time differences not longer holds which signalizes a non equilibrium situation. In that case the Keldysh method applies.

8 Appendix B

We encounter two cases (Equations (28) and (50)), where the general strategy to find an integral expression for the Keldysh-Green Functions is the following: 1) one first considers the equation of motion for the Keldysh-Green function of each systems (two leads and the QD) (Equation (27) and Equation (46)). 2) The resulting equation of motion in each case has a delta function as inhomogeneity. 3) The systems are connected in at t_0 , we have as a result two coupled equations of motion (Equations (20) and (49)). 4) These equations are converted into an equivalent integral equation on the Keldysh contour. 5) Straightforwardly derivation of the integral equations results in the differential equation of motion.

9 Appendix C

In this Appendix we explain how we evaluate the some important convolutions used to calculate lesser Keldysh-Green functions [49, 50]. In general a function given as a convolution on the Keldysh contour poses the definition given in Appendix A. One encounter situations where a Keldysh-Green function is given by a convolution of two other functions:

$$P(t, t') = \int_{C_K} dt'' F(t, t'') G(t'', t').$$

However, for evaluation of quantities like for example the current, one needs

$$P^<(t, t') = \int_{C_K} dt'' F(t, t'') G(t'', t')|_{t <_{C_K} t'}.$$

One sees that, the relative position of t and t' divides the contour in three regions of integration: 1) $t'' <_{C_K} t$, 2) $t <_{C_K} t'' < t'$ and 3) $t'' >_{C_K} t'$. This traduces into the following integrals:

$$P^<(t, t') = \int_{t_0}^t dt'' F^>(t, t'') G^<(t'', t')|_{t'' <_{C_K} t} + \int_t^{t'} dt'' F^<(t, t'') G^<(t'', t')|_{t <_{C_K} t'' < t'} + \int_{t'}^{t_0} dt'' F^<(t, t'') G^>(t'', t')|_{t'' >_{C_K} t'}. \quad (96)$$

With book-keeping manipulations of the second integral, one obtains:

$$P^{<}(t, t') = \int_{t_0}^{t_1} dt'' \left[F^{(r)}(t, t'') G^{<}(t'', t') + F^{<}(t, t'') G^{(a)}(t'', t') \right], \quad (97)$$

where the retarded Keldysh-Green function $F^{(r)}(t, t'')$ and the advance Keldysh-Green function $G^{(a)}(t, t'')$ are given by:

$$\begin{aligned} F^{(r)}(t, t'') &= \Theta(t - t'') [F^{>}(t, t'') - F^{<}(t, t'')], \\ G^{(a)}(t'', t') &= -\Theta(t' - t'') [G^{>}(t'', t') - G^{<}(t'', t')]. \end{aligned} \quad (98)$$

In the say way of reasoning one obtains:

$$P^{<\{>\}}(t, t') = \int_{-\infty}^{\infty} dt'' \left[F^{(r)}(t, t'') G^{<\{>\}}(t'', t') + F^{<\{>\}}(t, t'') G^{(a)}(t'', t') \right]. \quad (99)$$

With the definitions of a retarded/advanced Kedysh-Green function one easily obtains for $P^{(r)}(t, t')$:

$$\begin{aligned} P^{(r)}(t, t') &= \Theta(t - t') \int_{-\infty}^{\infty} dt'' F^{(r)}(t, t'') [G^{>}(t'' - t') - G^{<}(t'', t')] \\ &+ \\ &\Theta(t' - t) \int_{-\infty}^{\infty} dt'' [F^{>}(t - t'') - F^{<}(t, t'')] G^{(r)}(t'', t'), \end{aligned}$$

and therefore:

$$P^{(r)}(t, t') = \int_{-\infty}^{\infty} dt'' F^{(r)}(t, t'') G^{(r)}(t'', t'). \quad (100)$$

Similarly for $P^{(a)}(t, t')$ one obtains:

$$P^{(a)}(t, t') = \int_{-\infty}^{\infty} dt'' F^{(a)}(t, t'') G^{(a)}(t'', t'). \quad (101)$$

10 Appendix D

Below we proceed to evaluate the unperturbed Green's functions $g_{\eta\vec{k}\sigma}$ and $f_{\eta\vec{k}\sigma}$. To achieve this, it is necessary to introduce the chemical potential shift in each superconductor,

$$\mathcal{H}_\eta = H_\eta - \mu_\eta N_\eta,$$

so that

$$\begin{aligned} a_{\eta\vec{k}\sigma}(t) \equiv e^{iH_\eta t} a_{\eta\vec{k}\sigma} e^{-iH_\eta t} &= e^{i\mathcal{H}_\eta t} \left(e^{i\mu_\eta t} a_{\eta\vec{k}\sigma} e^{-i\mu_\eta t} \right) e^{-i\mathcal{H}_\eta t} \\ &= e^{-i\mu_\eta t} \left(e^{i\mathcal{H}_\eta t} a_{\eta\vec{k}\sigma} e^{-i\mathcal{H}_\eta t} \right) \rightarrow e^{-i\mu_\eta t} a_{\eta\vec{k}\sigma}(t), \end{aligned}$$

due to

$$\begin{aligned} e^{i\mathcal{H}_\eta t} a_{\eta\vec{k}\sigma} e^{-i\mathcal{H}_\eta t} &= a_{\eta\vec{k}\sigma} e^{-iE_{\eta\vec{k}} t}, \\ e^{iN_\eta t} a_{\eta\vec{k}\sigma} e^{-iN_\eta t} &= a_{\eta\vec{k}\sigma} e^{-i\mu_{\eta\vec{k}} t}, \end{aligned}$$

because $[N_\eta, H_\eta] = 0$. Consequently, the first unperturbed retarded Green function $g_{\eta\vec{k}\sigma}^{(r)}(t, t')$ is given by

$$\begin{aligned}
g_{\eta\vec{k}\sigma}^{(r)}(t, t') &= -i\Theta(t - t') \left\langle \left\{ e^{-i\mu_\eta t} a_{\eta\vec{k}\sigma}(t), e^{i\mu_\eta t'} a_{\eta\vec{k}\sigma}^\dagger(t') \right\} \right\rangle \\
&= -i\Theta(t - t') e^{-i\mu_\eta(t-t')} \times \\
&\quad \left\langle \left\{ u_{\eta\vec{k}} \gamma_{\eta\vec{k}\sigma}(t) + \sigma v_{\eta\vec{k}} \gamma_{\eta\vec{k}\sigma}^\dagger(t), u_{\eta\vec{k}} \gamma_{\eta\vec{k}\sigma}(t') + \sigma v_{\eta\vec{k}} \gamma_{\eta-\vec{k}-\sigma}(t') \right\} \right\rangle \\
&= -i\Theta(t - t') e^{-i\mu_\eta(t-t')} \left[u_{\eta\vec{k}}^2 e^{-iE_{\eta\vec{k}}(t-t')} + v_{\eta\vec{k}}^2 e^{iE_{\eta\vec{k}}(t-t')} \right], \\
&= -i\Theta(t - t') \left[u_{\eta\vec{k}}^2 e^{-i(E_{\eta\vec{k}} + \mu_\eta)(t-t')} + v_{\eta\vec{k}}^2 e^{i(E_{\eta\vec{k}} - \mu_\eta)(t-t')} \right].
\end{aligned}$$

where the fermion operators $\gamma_{\eta\vec{k}\sigma}^\dagger, \gamma_{\eta\vec{k}\sigma}$ create and annihilate the ‘‘Bogoliubov quasi-particles’’ and $\sigma = \begin{cases} \uparrow & = 1 \\ \downarrow & = -1 \end{cases}$ the spin index. They will be linear combinations of the creation and annihilation operators of the real electrons:

$$\begin{aligned}
a_{\eta\vec{k}\sigma}(t) &= u_{\eta\vec{k}} \gamma_{\eta\vec{k}\sigma}(t) + \sigma v_{\eta\vec{k}} \gamma_{\eta\vec{k}\sigma}^\dagger(t), \\
a_{\eta\vec{k}\sigma}^\dagger(t') &= u_{\eta\vec{k}} \gamma_{\eta\vec{k}\sigma}^\dagger(t') + \sigma v_{\eta\vec{k}} \gamma_{\eta-\vec{k}-\sigma}(t').
\end{aligned}$$

Applying the Fourier transformations to $g_{\eta\vec{k}\sigma}^{(r)}(t, t')$

$$g_{\eta\vec{k}}^{(r)}(t, t') = \int_{-\infty}^{\infty} \frac{d\omega}{2\pi} e^{-i\omega(t-t')} g_{\eta\vec{k}}^{(r)}(\omega),$$

with

$$g_{\eta\vec{k}}^{(r)}(\omega) = \frac{u_{\eta\vec{k}}^2}{\omega - E_{\eta\vec{k}} - \mu_\eta + i0^+} + \frac{v_{\eta\vec{k}}^2}{\omega + E_{\eta\vec{k}} - \mu_\eta + i0^+}.$$

therefore we have

$$\begin{aligned}
V_\eta^2 \sum_{\vec{k}} g_{\eta\vec{k}}^{(r)}(\omega) &= \frac{1}{2} V_\eta^2 \sum_{\vec{k}} \left(\frac{1}{\omega - E_{\eta\vec{k}} - \mu_\eta + i0^+} + \frac{1}{\omega + E_{\eta\vec{k}} - \mu_\eta + i0^+} \right) \\
&= V_\eta^2 \text{P} \sum_{\vec{k}} \frac{\omega - \mu_\eta}{(\omega - \mu_\eta)^2 - E_{\eta\vec{k}}^2} \\
&\quad - \frac{1}{2} i\pi V_\eta^2 \sum_{\vec{k}} \left[\delta(\omega - \mu_\eta - E_{\eta\vec{k}}) + \delta(\omega - \mu_\eta + E_{\eta\vec{k}}) \right] \\
&= -N_\eta(0) V_\eta^2 \text{P} \int_{-\infty}^{\infty} d\xi \frac{\omega - \mu_\eta}{\xi^2 + \Delta^2 - (\omega - \mu)^2} - \frac{1}{2} i\pi V_\eta^2 \sum_{\vec{k}} \delta(|\omega - \mu_\eta| - E_{\eta\vec{k}}).
\end{aligned}$$

Finally

$$\Sigma^{(r)}(\omega) \equiv V_\eta^2 \sum_{\vec{k}} g_{\eta\vec{k}}^{(r)}(\omega) = -\Gamma_\eta \left[\frac{\omega - \mu_\eta}{\Delta_\eta} \zeta(\Delta_\eta, \omega - \mu_\eta) + i\zeta(\omega - \mu_\eta, \Delta_\eta) \right].$$

where

$$\Gamma_\eta = \pi N_\eta(\omega - \mu_\eta) V_\eta^2 \approx \pi N_\eta(0) V_\eta^2, \quad \zeta(\omega, \omega') \equiv \Theta(|\omega| - |\omega'|) \frac{|\omega|}{\sqrt{\omega^2 - \omega'^2}}.$$

$\Gamma_\eta = \pi N_\eta (\omega - \mu_\eta) V_\eta^2 \approx \pi N_\eta (0) V_\eta^2$. are the coupling constants between the leads and the quantum dot in the wide band limit (WBL). $N_\eta (0)$ is the density of states at the η Fermi level and $f(\omega)$ is the Fermi-Dirac distribution function.

The WBL means that the width of the electronic energy bands of the leads are the largest energy. The density of states in the contacts vary on a scale of Fermi energy. These scales are of order $1 - 10$ eV ($\sim 10^4 - 10^5$ K) which are much larger than the energies involved in the quantum dot \sim meV ~ 10 K. Furthermore, $\Gamma_\eta (\omega - \mu_\eta)$ varies slowly with $\omega - \mu_\eta$ and the prefactor $\mathcal{D}_\eta (\omega - \mu_\eta)$ varies in the range of wide band and changes $\omega - \mu_\eta$ on the average of $|V_{\eta\vec{k}}|^2$ occur on the order of meV. Therefore, we ignore the dependence of $\omega - \mu_\eta$ in $\Gamma_\eta (\omega - \mu_\eta)$. The WBL establish that an electron in the dot decays in an continuum of states of the leads and is sufficient condition for the existence of a stationary state, as has been shown rigourously in [44].

11 Appendix E

$$\begin{aligned} g_{\eta\vec{k}\sigma}^<(t, t') &= i \left\langle \left\{ e^{i\mu_\eta t'} a_{\eta\vec{k}\sigma}^\dagger(t'), e^{-i\mu_\eta t} a_{\eta\vec{k}\sigma}(t) \right\} \right\rangle \\ &= i e^{i\mu_\eta(t-t')} \left\langle \left[u_{\eta\vec{k}} \gamma_{\eta\vec{k}\sigma}^\dagger(t') + \sigma v_{\eta\vec{k}} \gamma_{\eta-\vec{k}-\sigma}(t') \right] \times \right. \\ &\quad \left. \left[u_{\eta\vec{k}} \gamma_{\eta\vec{k}\sigma}(t) + \sigma v_{\eta\vec{k}} \gamma_{\eta-\vec{k}-\sigma}^\dagger(t) \right] \right\rangle \\ &= i \left[u_{\eta\vec{k}}^2 e^{-i(E_{\eta\vec{k}} + \mu_\eta)(t-t')} f(E_{\eta\vec{k}}) + v_{\eta\vec{k}}^2 e^{i(E_{\eta\vec{k}} - \mu_\eta)(t-t')} f(-E_{\eta\vec{k}}) \right]. \end{aligned}$$

Applying the Fourier transformations

$$g_{\eta\vec{k}\sigma}^<(t, t') = \int_{-\infty}^{\infty} \frac{d\omega}{2\pi} e^{-i\omega(t-t')} g_{\eta\vec{k}}^<(\omega),$$

with

$$g_{\eta\vec{k}\sigma}^<(\omega) = 2\pi i \left[u_{\eta\vec{k}}^2 \delta(\omega - E_{\eta\vec{k}} - \mu_\eta) + v_{\eta\vec{k}}^2 \delta(\omega + E_{\eta\vec{k}} - \mu_\eta) \right] f(\omega - \mu_\eta).$$

therefore we have

$$\begin{aligned} V_\eta^2 \sum_{\vec{k}} g_{\eta\vec{k}\sigma}^<(\omega) &= 2\pi i V_\eta^2 \sum_{\vec{k}} \left[u_{\eta\vec{k}}^2 \delta(\omega - E_{\eta\vec{k}} - \mu_\eta) + v_{\eta\vec{k}}^2 \delta(\omega + E_{\eta\vec{k}} - \mu_\eta) \right] \times \\ &\quad f(\omega - \mu_\eta), \\ &= 2\pi i V_\eta^2 \frac{1}{2} \sum_{\vec{k}} \delta(|\omega - \mu_\eta| - E_{\eta\vec{k}}) f(\omega - \mu_\eta). \end{aligned}$$

Finally,

$$\Sigma^<(\omega) \equiv V_\eta^2 \sum_{\vec{k}} g_{\eta\vec{k}}^<(\omega) = 2i\Gamma_\eta \zeta(\omega - \mu_\eta, \Delta_\eta) f(\omega - \mu_\eta).$$

12 Appendix F

$$\begin{aligned}
f_{\eta\vec{k}\sigma}^{(r)}(t, t') &= -i\Theta(t - t') \left\langle \left\{ e^{i\mu_\eta t} a_{\eta-\vec{k}-\sigma}^\dagger(t), e^{i\mu_\eta t'} a_{\eta\vec{k}\sigma}^\dagger(t') \right\} \right\rangle \\
&= -i\Theta(t + t') e^{i\mu_\eta(t+t')} \times \\
&\quad \left\langle \left\{ u_{\eta\vec{k}} \gamma_{\eta-\vec{k}-\sigma}^\dagger(t) - \sigma v_{\eta\vec{k}} \gamma_{\eta\vec{k}\sigma}(t), u_{\eta\vec{k}} \gamma_{\eta\vec{k}\sigma}^\dagger(t') + \sigma v_{\eta\vec{k}} \gamma_{\eta-\vec{k}-\sigma}(t') \right\} \right\rangle \\
&= -i\Theta(t - t') e^{2i\mu_\eta t} e^{-i\mu_\eta(t-t')} \sigma v_{\eta\vec{k}} u_{\eta\vec{k}} \left[e^{iE_{\eta\vec{k}}(t-t')} - e^{-iE_{\eta\vec{k}}(t-t')} \right] \\
&= -i\Theta(t - t') \frac{\sigma \Delta_\eta}{2E_{\eta\vec{k}}} \left[e^{i(E_{\eta\vec{k}} - \mu_\eta)(t-t')} - e^{-i(E_{\eta\vec{k}} + \mu_\eta)(t-t')} \right].
\end{aligned}$$

Applying the Fourier transformations

$$V_\eta^2 \sum_{\vec{k}} f_{\eta\vec{k}\sigma}^{(r)}(t, t') = \int_{-\infty}^{\infty} e^{2i\mu_\eta t} \sigma \frac{d\omega}{2\pi} e^{-i\omega(t-t')} \Xi_{\eta\vec{k}}^{(r)}(\omega),$$

with

$$\begin{aligned}
V_\eta^2 \sum_{\vec{k}} \Xi_{\eta\vec{k}}^{(r)}(\omega) &= \frac{\Delta_\eta}{2E_{\eta\vec{k}}} \left[\frac{1}{\omega + E_{\eta\vec{k}} - \mu_\eta + i0^+} - \frac{1}{\omega - E_{\eta\vec{k}} - \mu_\eta + i0^+} \right] \\
&= V_\eta^2 \sum_{\vec{k}} \frac{\Delta_\eta}{2E_{\eta\vec{k}}} \left[\frac{1}{\omega + E_{\eta\vec{k}} - \mu_\eta + i0^+} - \frac{1}{\omega - E_{\eta\vec{k}} - \mu_\eta + i0^+} \right] \\
&= V_\eta^2 \Delta_\eta \sum_{\vec{k}} \left[P \frac{1}{\xi_{\eta\vec{k}}^2 + \Delta_\eta^2 - (\omega - \mu_\eta)^2} + \frac{i\pi}{2(\omega - \mu_\eta)} \delta(|\omega - \mu_\eta| - E_{\eta\vec{k}}) \right] \\
&= N_\eta(0) V_\eta^2 \Delta_\eta \times \\
&\quad P \int_{-\infty}^{\infty} d\xi \frac{1}{\xi^2 + \Delta^2 - (\omega - \mu)^2} + \frac{i\pi V_\eta^2}{2(\omega - \mu_\eta)} \sum_{\vec{k}} \delta(|\omega - \mu_\eta| - E_{\eta\vec{k}}).
\end{aligned}$$

Finally,

$$\Xi_{\eta\vec{k}}^{(r)}(\omega) = \Gamma_\eta \left[\zeta(\Delta_\eta, \omega - \mu_\eta) + i \frac{\Delta_\eta}{\omega - \mu_\eta} \zeta(\omega - \mu_\eta, \Delta_\eta) \right].$$

13 Appendix G

$$\begin{aligned}
f_{\eta\vec{k}\sigma}^{<}(t, t') &= i \left\langle \left\{ e^{i\mu_\eta t'} a_{\eta\vec{k}\sigma}^\dagger(t'), e^{i\mu_\eta t} a_{\eta-\vec{k}-\sigma}^\dagger(t) \right\} \right\rangle \\
&= ie^{i\mu_\eta(t+t')} \left\langle \left[u_{\eta\vec{k}} \gamma_{\eta\vec{k}\sigma}^\dagger(t') + \sigma v_{\eta\vec{k}} \gamma_{\eta-\vec{k}-\sigma}(t') \right] \times \right. \\
&\quad \left. \left[u_{\eta\vec{k}} \gamma_{\eta-\vec{k}-\sigma}^\dagger(t) - \sigma v_{\eta\vec{k}} \gamma_{\eta\vec{k}\sigma}(t) \right] \right\rangle \\
&= ie^{2i\mu_\eta t} e^{-i\mu_\eta(t-t')} \left[\sigma u_{\eta\vec{k}} v_{\eta\vec{k}} e^{i(E_{\eta\vec{k}})(t-t')} f(-E_{\eta\vec{k}}) - \right. \\
&\quad \left. \sigma v_{\eta\vec{k}} u_{\eta\vec{k}} e^{-i(E_{\eta\vec{k}})(t-t')} f(E_{\eta\vec{k}}) \right] \\
&= ie^{2i\mu_\eta t} \sigma \frac{\Delta_\eta}{2E_{\eta\vec{k}}} \left[e^{i(E_{\eta\vec{k}} - \mu_\eta)(t-t')} f(-E_{\eta\vec{k}}) + e^{-i(E_{\eta\vec{k}} + \mu_\eta)(t-t')} f(E_{\eta\vec{k}}) \right].
\end{aligned}$$

therefore we have

$$V_\eta^2 \sum_{\vec{k}} f_{\vec{k}\sigma}^<(t, t') = \int_{-\infty}^{\infty} e^{2i\mu_\eta t} \sigma \frac{d\omega}{2\pi} e^{-i\omega(t-t')} \Xi_{\vec{k}}^<(\omega), \quad (102)$$

with

$$\begin{aligned} \Xi_{\vec{k}}^<(\omega) &= V_\eta^2 \sum_{\vec{k}} \frac{\pi i}{E_{\vec{k}}} \left[\delta(\omega + E_{\vec{k}} - \mu_\eta) f(-E_{\vec{k}}) - \delta(\omega - E_{\vec{k}} - \mu_\eta) f(E_{\vec{k}}) \right] \\ &= V_\eta^2 \sum_{\vec{k}} \frac{\pi i}{E_{\vec{k}}} \left[\delta(\omega + E_{\vec{k}} - \mu_\eta) - \delta(\omega - E_{\vec{k}} - \mu_\eta) \right] f(\omega - \mu_\eta) \\ &= \frac{-2i\Delta_\eta}{\omega - \mu_\eta} \left[\frac{\pi V_\eta^2}{2} \sum_{\eta} \delta(|\omega - \mu_\eta| - E_{\vec{k}}) \right] f(\omega - \mu_\eta). \end{aligned}$$

Finally,

$$\Xi_{\vec{k}}^<(\omega) = -2i\Gamma_\eta \frac{\Delta_\eta}{\omega - \mu_\eta} \zeta(\omega - \mu_\eta, \Delta_\eta) f(\omega - \mu_\eta).$$

References

- [1] L. P. Kouwenhoven, D. G. Austing and S. Tarucha, “Few-electron quantum dots”, *Reports on Progress in Physics*, vol. 64, no. 6, pp. 701-736, 2001.
- [2] S. De Franceschi, L. Kouwenhoven, C. Schoenberger and W. Wernsdorfer, “Hybrid superconductorquantum dot devices” *Nature Nanotechnology*, vol. 5, no. 10, pp. 703-711, 2010.
- [3] A. Kastner, “Artificial Atoms”, *Physics Today*, vol. 46, no. 1, pp. 24-31, 1993.
- [4] S. Datta, *Quantum Trasport: Atom to Transistor*, Cambridge University Press, UK, 2005.
- [5] See ref.[311] in R. Tidecks, “Current-Induced Nonequilibrium Phenomena in Quasi-One-Dimensional Superconductors”, *Springer Tracts in Modern Physics*, vol. 121, 1990.
- [6] M. Tinkham, *Introduction to Superconductivity*, chap. 11, Dover Publications INC, 2004.
- [7] N. Kopnin, *Theory of Nonequilibrium Superconductivity*, Clarendon Press OXFORD, 2001.
- [8] M. Bonitz and D. Semkat, *Progress in Nonequilibrium Green’s Functions II: Proceeding of the Conference in Dresden, Germany 19-23 August 2002*, World Scientific Pub Co Inc, 2003.
- [9] R. van Leeuwen, N.E. Dahlen, G. Stefanucci, C.O. Almbladh and U. von Barth, *Introducction to the Keldysh Formaslism*, chap. three, Lectures Notes in Physics vol. 706, no, pp. 33-59, 2006.
- [10] F. P. Marin, *The Keldysh Formalism made Easy*, to be published.

- [11] N. Vercruyssen, T. G. A. Verhagen, M. G. Flokstra, J. P. Pekola and T. M. Klapwijk, “Evanescent states and nonequilibrium in driven superconducting nanowires”, *Physical Review B*, vol. 85, no. 22, p. 224503, 2012.
- [12] M. Serbyn and M. Skorsov, “Onset of superconductivity in a voltage-biased normal-superconducting-normal microbridge”, *Phys Review B*, vol. 87, no. 2, p. 020501(R), 2013.
- [13] I. Snyman and Yu V. Nazarov, “Bistability in voltage-biased normal-metal/insulator/superconductor/insulator/normal-metal structures”, *Physical Review B*, vol. 79, no. 1, p. 014510, 2009.
- [14] Z. Y. Zen, B. Li and F. Claro, “Electronic transport in hybrid mesoscopic structures:A nonequilibrium Green function approach”, *Physical Review B*, vol. 68, no. 11, p. 115319, 2003.
- [15] M. Krawie and K. Wysokinski, “Electron transport through a strongly interacting quantum dot coupled to a normal metal and BCS superconductor ”, *Superconductor Science and Technology*, vol. 17, no. 1, p. 103, 2004.
- [16] K. Kang, “Transport through an interacting quantum dot coupled to two superconducting leads”, *Physical Review B*, vol. 57, no. 19, pp. 11891-11894, 1998.
- [17] A. Levy Yeyati, J. C. Cuevas, A. López-Dávalos and A. Martín-Rodero, “Josephson and Andreev transport through quantum dots”, *Advances in Physics*, vol. 60, no. 6, pp. 899-958, 2011.
- [18] A. Martín-Rodero and A. Levy Yeyati, “Resonant tunneling through a small quantum dot coupled to superconducting leads”, *Physical Review B*, vol. 55, no. 10, pp. R6137-R6140, 1997.
- [19] M. G. Pala, M. Governale and J. Köing, ”Nonequilibrium Josephson and Andreev current through interacting quantum dots”, *New Journal of Physics*, vol. 9, no. 8, p. 278, 2007.
- [20] Y. Meir and N. Wingreen, ”Landauer formula for the current through an interacting electron region”, *Physical Review Letters*, vol. 68, no. 16, pp. 2512-2515, 1992.
- [21] A. Pekka, Y. Meir and N. Wingreen, ”Time-dependent transport in interacting and noninteracting resonant-tunneling systems”, *Physical Review B*, vol. 50, no. 8, p. 5528, 1994.
- [22] F. Giazotto, T. T. Heikkilä, F. Taddei, R. Fazio, J. P. Pekola and F. Beltram, “Tailoring Josephson Coupling through Superconductivity-Induced Nonequilibrium”, *Physical Review Letters*, vol. 92, no 13, p. 137001, 2004.
- [23] S. Datta, “Fock space formulation for nanoscale electronic transport”, *arXiv:cond-mat/0603034*, 2006.
- [24] S. Datta, *Electronic Transport in Mesoscopic Systems*, Cambridge University Press, UK, 1997.

- [25] A. W. Ghost and S. Datta, “Molecular conduction: paradigms and possibilities”, *Journal of Computational Electronics*, vol. 1, no. 4, pp. 515-525, 2002.
- [26] G. C. Liang, A. W. Ghosh, M. Paulsson and S. Datta, “Electrostatic potential profiles of molecular conductors”, *Physical Review B*, vol. 69, no. 11, p. 115302, 2004.
- [27] B. Muralidharan et al., “Theory of High bias Coulomb Blockage in ultrashort molecules”, *Nanotechnology, IEEE Transact* , vol. 6, no. 5, pp.536-544 , 2007.
- [28] L. V. Keldysh, “Diagram Technique for Nonequilibrium Processes”, *Soviet Physics JETP*, vol. 20, pp. 1018-1026, 1965.
- [29] H. Haug and A. P. Jauho, *Quantum Kinetics in Transport and Optics of Semiconductors*, Springer, Berlin, 1996.
- [30] D. C. Ralph, C. T. Black and M. Tinkham, “Spectroscopic Measurements of Discrete Electronic States in Single Metal Particles”, *Physical Review Letters*, vol. 74, no. 16, pp. 3241-3244, 1995.
- [31] M. Paulsson, F. Zahid and S. Datta. “Resistance of a Molecule”, *Published in: Nanoparticle manipulation by electrostatic forces MP Hughes Chapter in Nanoscience, Engineering and Technology Handbook*, Eds. W. Goddard, D. Brenner, S. Lyshevski, G. Iafrate Published by: CRC Press, Boca Raton, Florida, October 2002.
- [32] S. Datta, “Electrical resistance: an atomistic view”, *Nanotechnology*, vol. 15, no. 7, pp. S433-S451, 2004.
- [33] T. Christen and M. Büttiker, “Gauge-invariant nonlinear electric transport in mesoscopic conductors ”, *Europhysics letters*, vol. 35, no. 7, p. 523, 1996.
- [34] B. Wang, J. Wang and H. Guo, “Nonlinear IV characteristics of a mesoscopic conductor”, *Journal of Applied Physics*, vol. 86, no. 9, pp. 5094-5102, 1999.
- [35] H. P. Beuer and F. Petruccione, *The Theory of Open Quantum Systems*, Clarendon Press, Oxford, 2006.
- [36] D. S. Kosov, T. Prosen and B. Zunkovic, “A Markovian kinetic equation approach to electron transport through a quantum dot coupled to superconducting leads”, *Journal Physics: Condensed Matter*, vol. 25, no. 7, p. 075702, 2013.
- [37] C. T. Black, D. C. Ralph and M. Tinkham, “Spectroscopy of the Superconducting Gap in Individual Nanometer-Scale Aluminum Particles”, *Physical Review Letters*, vol. 76, no. 4, pp. 688-691, 1996.
- [38] S. Pfaller, A. Donarini and M. Grifoni, “Subgap features due to quasiparticle tunneling in quantum dots coupled to superconducting leads”, *Physical Review B*, vol. 87, no. 15, p. 155439, 2013.
- [39] M. Esposito and M. Galperin, “Transport in molecular states language: Generalized quantum master equation approach”, *Physical Review B*, vol. 79, no. 20, p. 205303, 2009.

- [40] P. W. Anderson, “Localized Magnetic States in Metals”, *Physical Review*, vol. 124, no. 1, pp. 41-53, 1961.
- [41] J. Bardeen, L. N. Cooper and J. R. Schrieffer, “Theory of Superconductivity”, *Physical Review*, vol. 108, no. 5, pp. 1175-1204, 1957.
- [42] A. F. Andreev, “Thermal conductivity of the intermediate state of superconductors”, *Soviet Physics JETP*, vol. 19, pp. 1228-1231, 1964.
- [43] H. Takayanagi, T. Akazaki, and J. Nitta, “Observation of Maximum Supercurrent Quantization in a Superconducting Quantum Point Contact”, *Physical Review Letters*, vol. 75, no. 19, pp. 3533-3536, 1995.
- [44] V. Moldoveanu, H. D. Cornean and C. A. Pillet, “Nonequilibrium steady states for interacting open systems: Exact results”, *Physical Review B*, vol. 84, no. 7, p. 075464, 2011.
- [45] R. Golizadeh-Mojarad and S. Datta, “Non-equilibrium Greens function based model for dephasing in quantum transport”, *arXiv:0712.3520*, 2007.
- [46] A. A. Yanik, G. Klimeck, S. Datta, “Quantum transport with spin dephasing: A nonequilibrium Greens function approach”, *Physical Review B*, vol. 76, no. 4, p. 045213, 2007.
- [47] R. Rangel and E. Medina, “Persistent non-ergodic fluctuations in mesoscopic insulators: The NSS model in the unitary and symplectic ensembles”, *The European Physical Journal B*, vol. 30, no 1, pp. 101-109, 2002.
- [48] C. B. Whan, T.P. Orlando, “Transport properties of a quantum dot with superconducting leads” *Physical Review B*, vol. 54, no. 8, pp. R5255-R5258, 1996.
- [49] D. C. Langreth, “Linear and Nonlinear Response Theory with Applications”, *Linear and Nonlinear Electron Transport In Solids Nato Advanced Study Institutes Series*, vol. 17, pp. 3-32, 1976.
- [50] D. C. Langreth, “Friedel Sum Rule for Anderson’s Model of Localized Impurity States”, *Physical Review*, vol. 150, no. 2, pp. 516-518, 1966.