

Unified limiting form of graviton radiation at extreme energies

Marcello Ciafaloni *

*Dipartimento di Fisica, Università di Firenze
Via Sansone 1, 50019 Sesto Fiorentino, Italy*

Dimitri Colferai † and Francesco Coradeschi ‡

*Dipartimento di Fisica, Università di Firenze and INFN, Sezione di Firenze
Via Sansone 1, 50019 Sesto Fiorentino, Italy*

Gabriele Veneziano §

*Collège de France, 11 place M. Berthelot, 75005 Paris, France
Theory Division, CERN, CH-1211 Geneva 23, Switzerland
Dipartimento di Fisica, Università di Roma La Sapienza, Rome, Italy*

Abstract

We derive the limiting form of graviton radiation in gravitational scattering at transplanckian energies ($E \gg M_P$) and small deflection angles. We show that — owing to the graviton’s spin 2 — such limiting form unifies the soft- and Regge-regimes of emission, by covering a broad angular range, from forward fragmentation to deeply central region. The single-exchange emission amplitudes have a nice expression in terms of the transformation phases of helicity amplitudes under rotations. As a result, the multiple-exchange emission amplitudes can be resummed via an impact parameter b -space factorization theorem that takes into account all coherence effects. We then see the emergence of an energy spectrum of the emitted radiation which, being tuned on $\hbar/R \sim M_P^2/E \ll M_P$, is reminiscent of Hawking’s radiation. Such a spectrum is much softer than the one naïvely expected for increasing input energies and neatly solves a potential energy crisis. Furthermore, by including rescattering corrections in the (quantum) factorization formula, we are able to recover the classical limit and to find the corresponding quantum corrections. Perspectives for the extrapolation of such limiting radiation towards the classical collapse regime (where b is of the order of the gravitational radius R) are also discussed.

*Email: ciafaloni@fi.infn.it

†Email: colferai@fi.infn.it

‡Email: coradeschi@fi.infn.it

§Email: gabriele.veneziano@cern.ch

Contents

1	Introduction	2
2	Transplanckian eikonal scattering	5
3	Limiting form of emission from single-graviton exchange	7
3.1	Soft amplitudes in the Weinberg limit	8
3.2	Amplitude transformation	10
3.3	Matching of soft amplitude with the Regge-limit	11
3.4	Radiative metric tensor	15
4	Factorization and resummation	17
4.1	<i>b</i> -factorization and matching	17
4.2	Rescattering corrections and classical limit	19
4.3	The resummed amplitude and its regimes	21
4.4	Multi-graviton emission and coherent-state operator	22
5	The angular/frequency spectrum	23
5.1	Energy emission and multiplicity distributions	23
5.2	Frequency and angular dependence	26
5.2.1	Energy spectrum	26
5.2.2	Angular distributions	28
5.3	Absorptive part and resummation effects	29
5.4	Towards large-angle resummation	30
6	Summary and perspectives	31
A	Physical projections of the Weinberg and Lipatov currents	32
A.1	Forward hemisphere	33
A.2	Backward hemisphere	34
A.3	z -representation	36
B	Transformation of helicity amplitudes	36
B.1	Small-angle rotations	36
B.2	Amplitude transformation	37
B.3	Relation with Jacob-Wick conventions	39
C	The h field	40
C.1	Calculation of the h field in coordinate space	40
C.2	Calculation of the h field in momentum space	42
D	An argument for the cutoff $\omega_{max} \sim R^{-1}\Theta_s^{-2}$	43

1 Introduction

The thought-experiment of transplanckian-energy gravitational scattering was investigated, since the eighties [1, 2, 3, 4, 5, 6, 7], as a probe of quantum-gravity theories, mostly in connection with the problem of a possible loss of quantum coherence in a process leading classically to gravitational collapse. In an S -matrix framework such a loss would be associated with the breakdown of unitarity at sufficiently small impact parameters.

In the scattering regime of large energies ($\sqrt{s} \gg M_P$) but small deflection angles (i.e., in a regime far away from that of collapse), several authors proposed [1, 2, 3, 4, 5], on various grounds, an approximate semiclassical description, whose S -matrix exponentiates, at fixed impact parameter, an eikonal function of order $\alpha_G \equiv Gs/\hbar \gg 1$, which is simply related to graviton exchanges at large impact parameters $b \gg R \equiv 2G\sqrt{s}$. Such description has its classical counterpart in the scattering of two Aichelburg-Sexl (AS) shock waves [8].

Starting from that leading eikonal approximation, the strategy followed in [6, 7] consisted in a systematic study of subleading corrections to the eikonal phase, scattering angle, and time-delays [9, 10, 11] in terms of the expansion parameter R^2/b^2 (and l_s^2/b^2 if working within string theory). These corrections can be resummed, in principle, by solving a classical field theory and one can thus study the critical region $b \sim R$ where gravitational collapse is expected.

This program was carried out, neglecting string corrections and after a drastic truncation of the classical field theory due to Lipatov [12], in [13] (see also [14, 15, 16]). It was noted there that below some critical impact parameter value $b_c \sim R$ (in good agreement with the expected classical critical value [17, 18, 19, 20]), the S -matrix — evaluated by taking UV-safe (regular), but possibly complex, solutions of the field equations — shows a unitarity deficit. This was confirmed, at the quantum level, by a tunneling interpretation of such restricted solutions [21, 22, 23]. The above results suggest that the lost information could possibly be recovered only through use of UV-sensitive solutions which, by definition, cannot be studied by the effective-action approach of [13] and remain to be investigated on the basis of the underlying (string-) theory itself. It is also possible, of course, that the apparent loss of unitarity is caused instead by the drastic truncation made in [13] of Lipatov’s effective field theory [12].

On the other hand, the parallel investigation of gravitational radiation associated with transplanckian scattering brought a worrisome surprise: even if such radiation is pretty soft $\langle q \rangle \simeq \hbar/b$ being its typical transverse momentum— its rapidity density $\sim \alpha_G$ is so large as to possibly endanger energy conservation [24, 25], at least in the early naïve extrapolations of the available rapidity phase-space [13, 16]. Energy conservation can be enforced by hand [26], the result being that the flat low-energy spectrum (predicted by known zero-frequency-limit theorems [27]) extends up to a cutoff at $\omega \sim b^2/R^3$. But that would mean that a fraction $O(1)$ of the initial energy is emitted in gravitational radiation already at scattering angles $O(\alpha_G^{-1/2}) \ll 1$, something rather hard to accept.

This unexpected result prompted the study of the purely classical problem of gravitational bremsstrahlung in ultrarelativistic, small angle gravitational scattering, a subject pioneered in the seventies by Peter D’Eath and collaborators [28, 29] and by Kovacs and Thorne [30, 31]. Those papers, however, were rather inconclusive about the ultrarelativistic limit (the method of refs. [30, 31], for instance, does not apply to scattering angles larger than $m/E \equiv \gamma^{-1}$, and thus, in particular, to our problem). Nonetheless, two groups of authors [32, 33] managed to discuss directly the massless limit of the classical bremsstrahlung problem showing the absence of an energy crisis and the emergence of a characteristic frequency scale of order R^{-1} beyond which the emitted-energy spectrum is no longer flat (within the approximations used in [32] the spectrum decreases like ω^{-1} till the approximation breaks down at $\omega \sim b^2/R^3$). These classical results called for a more careful investigation of the quantum problem.

And indeed the good surprise was that — after a careful account of matrix elements, phases, and coherence effects — the limiting form of such radiation for $\alpha_G \gg 1$ takes a simple and elegant expression and has the unique feature of unifying two well-known limits of emission amplitudes: the soft- and the Regge-limit. As a consequence, besides

reducing in a substantial way the total emitted-energy fraction, the spectrum drifts towards characteristic energies of order $\hbar/R \sim M_P^2/E \ll M_P$, much smaller than those expected from the naïve Regge behaviour, and reminiscent of Hawking’s radiation [34] (see also [35]) from a black hole of mass E . That nice surprise, that we wish to illustrate here in full detail, has been presented recently in a short note [36].

We should note incidentally that, in a different but related investigation of trans-planckian graviton production integrated over impact parameter, a similarly surprising feature was found (even more surprisingly by a tree-level calculation) in [37], the typical energy of the emitted gravitons being again of order \hbar/R , with a very large multiplicity of order s/M_P^2 i.e. of a black hole entropy for $M \sim \sqrt{s}$.

The above list of surprises points in the direction of a more structural role of the gravitational radius in the radiation problem, rather than in the scattering amplitude calculation itself, so that approaching the collapse region at quantum level may be actually easier and more informative if made from the point of view of the radiation associated with the scattering process.

One may wonder what’s the deep reason for all that. Here we will show that our unified limiting form of radiation — at the first subleading level in the parameter R^2/b^2 — is due to the dual role of the graviton spin two: on the one hand it determines, by multi-graviton exchanges, the leading AS metric associated with the colliding particles as well as its radiative components at first subleading level; on the other hand, it also determines the transformation properties of the emission amplitudes for definite helicity final states. These, in turn, are closely connected to the emission currents themselves.

For the above reasons — after a brief introduction to eikonal scattering in sec. 2 — we emphasize (sec. 3) the physical matrix elements of the relevant emission currents whose phases — due to the absence of collinear singularities in gravity — play a crucial role in both the soft and the Regge regimes. The unified form of graviton emission is then determined — at the single-exchange level — by matching the soft and Regge behaviours in all relevant angular regions, from nearly forward fragmentation to deeply central emission. The resulting expressions are just the Fourier transforms of two different components of the radiative metric tensor, which, however, yield identical results because of a transversality condition.

The next step in the construction of the emission amplitudes is to resum the contributions of all the graviton exchanges that occur during eikonal scattering. This is done in sec. 4, by establishing a b -factorization theorem for each single-exchange contribution, and by summing them up with the appropriate phases due to the dependence of the helicity amplitudes on the incidence direction. The outcome, already presented in [36], has a classical limit that resembles (but slightly differs from) the one of [32]. An important new result of this work is that, by also taking into account rescattering of the emitted gravitons all over the eikonal evolution, the classical limit of [32] is fully recovered together with some (or perhaps all) quantum corrections to it. This resummation yields a coherent average over incidence directions, up to the Einstein deflection angle $\Theta_s(b) = 2R/b$, providing important (de)coherence effects which tend to suppress frequencies of order $\omega > R^{-1}$. The above procedure is finally generalized to multiple emissions by constructing the appropriate (unitary) coherent-state operator.

The spectrum is then described and analyzed in sec. 5, both in frequency and in angular distribution. This is done, in this paper, by taking into account the incidence angle dependence only. Including rescattering effects, both at the classical and quantum level, is deferred to a later work. The ensuing perspectives for the development of the present method towards the classical collapse region (given in sec. 6) are based on the new features of the resummation pointed out in this paper and which are typical of the emitted

gravitational radiation associated with transplanckian scattering. Finally, a number of detailed calculations and useful remarks are left to the appendices.

2 Transplanckian eikonal scattering

Throughout this paper, as in [13], we will restrict our attention to collisions in 4-dimensional space-time and in the point-particle (or quantum field theory) limit. Consider first the elastic gravitational scattering $p_1 + p_2 \rightarrow p'_1 + p'_2$ of two ultrarelativistic particles, with external momenta parametrized as

$$p_i = E_i(1, \Theta_i, \sqrt{1 - |\Theta_i|^2}), \quad (2.1)$$

at center-of-mass energy $2E = \sqrt{s} \gg M_P$ and momentum transfer $Q^\mu \equiv p_1'^\mu - p_1^\mu = p_2^\mu - p_2'^\mu$ with transverse component $\mathbf{Q} = E\Theta_s$; the 2-vectors $\Theta_i = |\Theta_i|(\cos \phi_i, \sin \phi_i)$ describe both azimuth ϕ_i and polar angles $|\Theta_i| \ll 1$ of the corresponding 3-momentum with respect to the longitudinal z -axis.

This regime is characterized by a strong effective coupling $\alpha_G \equiv Gs/\hbar \gg 1$ and was argued by several authors [1, 2, 4, 6] to be described by an all-order leading approximation which has a semiclassical effective metric interpretation. The leading result for the S -matrix $S(b, E)$ in impact-parameter $b \equiv J/E$ space has the eikonal form

$$S(b, E) = \exp[2i\delta_0(b, E)], \quad \delta_0(b, E) = \alpha_G \log \frac{L}{b}, \quad (2.2)$$

L being a factorized — and thus irrelevant — IR cutoff.

Corrections to the leading form (2.2) involve additional powers of the Newton constant G in two dimensionless combinations

$$\frac{\hbar G}{b^2} = \frac{l_P^2}{b^2}, \quad \frac{4G^2 s}{b^2} = \frac{R^2}{b^2} \sim \alpha_G \frac{l_P^2}{b^2} \gg \frac{l_P^2}{b^2}, \quad (2.3)$$

$l_P \equiv \sqrt{\hbar G}$ being the Planck length. Since $\alpha_G \gg 1$ we can neglect completely the first kind of corrections. Furthermore, we can consider the latter within a perturbative framework since the impact parameter b is much larger than the gravitational radius $R \equiv 2G\sqrt{s}$.

In order to understand the scattering features implied by (2.2) we can compute the \mathbf{Q} -space amplitude

$$\begin{aligned} \frac{1}{s} M_{\text{eik}}(s, \mathbf{Q}^2) &= 4 \int d^2\mathbf{b} e^{-\frac{i\mathbf{b}\cdot\mathbf{Q}}{\hbar}} \frac{e^{2i\delta_0(b, E)}}{2i} \\ &= \frac{8\pi\alpha_G}{\mathbf{Q}^2} \left(\frac{4\hbar^2}{\mathbf{Q}^2 L^2} \right)^{-i\alpha_G} \frac{\Gamma(1 - i\alpha_G)}{\Gamma(1 + i\alpha_G)}, \end{aligned} \quad (2.4)$$

where the expression in the last line is obtained strictly-speaking by extending the \mathbf{b} -integration up to small $|\mathbf{b}| \lesssim R$ [1], where corrections may be large. But it is soon realized that the \mathbf{b} -integration in (2.4) is dominated by the saddle-point

$$\mathbf{Q} = E\Theta_s(\mathbf{b}) = -E\frac{2R}{b}\hat{\mathbf{b}} = -\alpha_G\frac{\hbar}{b}\hat{\mathbf{b}}, \quad (2.5)$$

which leads to the same expression for the amplitude, apart from an irrelevant \mathbf{Q} -independent phase factor. The saddle-point momentum transfer (2.5) comes from a large number $\langle n \rangle \sim \alpha_G$ of graviton exchanges (fig. 1), corresponding to single-hit momentum transfers $\langle |\mathbf{q}_j| \rangle \simeq \hbar/b$ which are small, with very small scattering angles $|\theta_j|$ of order

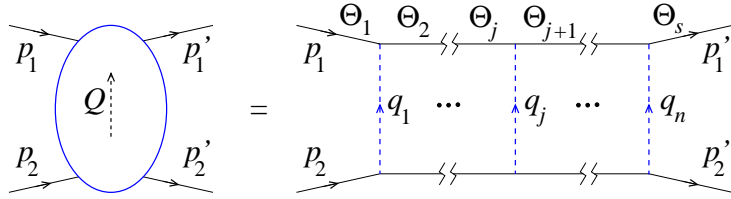


Figure 1: The scattering amplitude of two transplanckian particles (solid lines) in the eikonal approximation. Dashed lines represent (reggeized) graviton exchanges. The fast particles propagate on-shell throughout the whole eikonal chain. The angles $\Theta_j \simeq \sum_{i=1}^{j-1} \theta_i$ denote the direction of particle 1 w.r.t. the z -axis along the scattering process.

$\theta_m \simeq \hbar/(bE)$. The overall scattering angle — though small for $b \gg R$ — is much larger than θ_m and is $|\Theta_s| = 2R/b = 2\alpha_G \theta_m$, the Einstein deflection angle.

In other words, every single hit is effectively described by the elastic amplitude

$$M_{\text{el}}(\mathbf{Q}_j) = \frac{\kappa^2 s^2}{\mathbf{Q}_j^2} = \frac{\kappa^2 s^2}{E^2 \theta_j^2}, \quad \left(\kappa^2 = \frac{8\pi G}{\hbar} \right), \quad (2.6)$$

which is in turn directly connected to the phase shift δ_0 :

$$\delta_0(E, |\mathbf{b}|) = \frac{1}{4s} \int \frac{d^2 \mathbf{Q}}{(2\pi)^2} e^{\frac{i\mathbf{Q}\cdot\mathbf{b}}{\hbar}} M_{\text{el}}(\mathbf{Q}) = \alpha_G \int \frac{d^2 \theta_s}{2\pi \theta_s^2} e^{\frac{iE\theta_s\cdot\mathbf{b}}{\hbar}}. \quad (2.7)$$

The relatively soft nature of transplanckian scattering just mentioned is also — according to [4] — the basis for its validity in the string-gravity framework. In fact, string theory yields exponentially suppressed amplitudes in the high-energy, fixed-angle limit [38] so that several softer hits may be preferred to a single hard one in the $b \gg R$ regime. Furthermore, this procedure can be generalized to multi-loop contributions in which the amplitude, for each power of G , is enhanced by additional powers of s , due to the dominance of s -channel iteration in high-energy spin-2 exchange versus the t -channel one (which provides at most additional powers of $\log s$). That is the mechanism by which the S -matrix exponentiates an eikonal function (or, operator) with the effective coupling $\alpha_G \equiv Gs/\hbar$ and subleading contributions which are a power series in R^2/b^2 (and/or l_s^2/b^2). Finally, the scattering is self-sustained by the saddle-point (2.5), so that string-effects themselves may be small — and are calculable [4, 6] — if $b \gg R, l_s \gg l_P$ and even at arbitrary b if $R \ll l_s$.

Both the scattering angle (2.5) (and the S -matrix (2.2)) can be interpreted from the metric point of view [1] as the geodesic shift (and the quantum matching condition) of a fast particle in the Aichelburg-Sexl (AS) metric [8] of the other.

More directly, the associated metric emerges from the calculation [9] of the longitudinal fields coupled to the incoming particles in the eikonal series, which turn out to be

$$\begin{aligned} \frac{1}{4} h^{++} = h_{--} &= 2\pi R a_0(\mathbf{x}) \delta(x^- - \pi R \epsilon(x^+) a_0(b)), \\ a_0(\mathbf{x}) &= \frac{1}{2\pi} \log \frac{L^2}{\mathbf{x}^2}, \quad \delta_0(b, E) = \pi \alpha_G a_0(b). \end{aligned} \quad (2.8)$$

Such shock-wave expressions yield two AS metrics for the fast particles, as well as the corresponding time delay and trajectory shifts at leading level. When b decreases towards $R \gg l_s$, corrections to the eikonal and to the effective metric involving the R^2/b^2 parameter have to be included, as well as graviton radiation, to which we now turn.

3 Limiting form of emission from single-graviton exchange

The basic emission process $p_1 + p_2 \rightarrow p'_1 + p'_2 + q$ at tree level (fig. 2) of a graviton of momentum $q^\mu : \mathbf{q} = \hbar\omega\boldsymbol{\theta}$ yields simple, and yet interesting, amplitudes in various angular regimes (fig. 3) that we now consider, assuming a relatively soft emission energy $\hbar\omega \ll E$. Note that this restriction still allows for a huge graviton phase space, corresponding to classical frequencies potentially much larger than the characteristic scale R^{-1} , due to the large gravitational charge $\alpha_G \equiv Gs/\hbar \gg 1$. We shall consider three regimes:

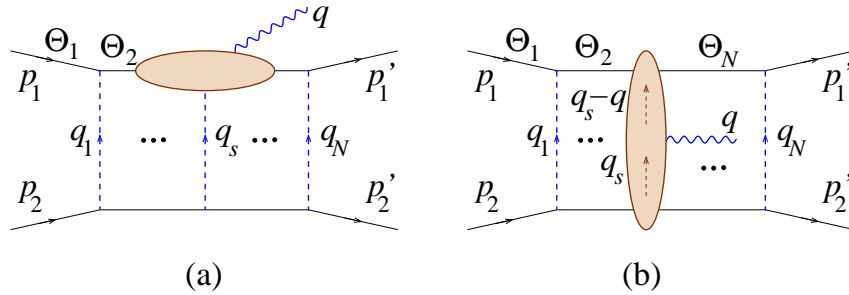


Figure 2: *Picture and notation of generic exchange emission in (a) the soft and (b) the Regge limits.*

- a) The regime $|\boldsymbol{\theta}_s| > |\boldsymbol{\theta}|$ (where $|\boldsymbol{\theta}_s| = |\mathbf{q}_s|/E$ is the single-hit scattering angle) is characterized by relatively small emission angles and sub-energies. If scattering is due to a single exchange at impact parameter b , then $|\boldsymbol{\theta}_s| \sim \hbar/Eb \equiv \theta_m$ and \vec{q} is nearly collinear to \vec{p}'_1 . In that region the amplitude is well described by external-line insertions, but turns out to be suppressed because of helicity conservation zeroes.
- b) $|\boldsymbol{\theta}| > |\boldsymbol{\theta}_s| > \frac{\hbar\omega}{E}|\boldsymbol{\theta}|$. In this regime the sub-energies reach the threshold of high-energy (Regge) behaviour, still remaining in the validity region of external line insertions, due to the condition $|\mathbf{q}_s| = E|\boldsymbol{\theta}_s| > \hbar\omega|\boldsymbol{\theta}| = |\mathbf{q}|$ which suppresses insertions on exchanged graviton lines.
- c) Finally, in the regime $|\boldsymbol{\theta}_s| < \frac{\hbar\omega}{E}|\boldsymbol{\theta}|$ the soft approximation breaks down in favour of the (high-energy) H-diagram amplitude [6] which contains internal-line insertions also [12].

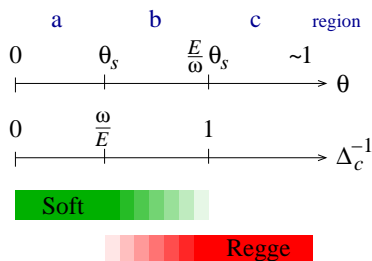


Figure 3: *Schematics of dynamical regimes of graviton emission in transplanckian scattering with single-exchange (here $\hbar = 1$). Δ_c is a parameter used in sec.3.3.*

3.1 Soft amplitudes in the Weinberg limit

In the soft regime (aUb), the emission amplitude $M_{\text{soft}}^{(\lambda)}$ of a graviton with momentum q and helicity (or polarization) λ can be expressed as the product of the elastic amplitude $M_{\text{el}} = \kappa^2 s^2 / \mathbf{Q}^2$ and the external-line insertion factor $J_W^{(\lambda)} \equiv J_W^{\mu\nu} \epsilon_{\mu\nu}^{(\lambda)*}$, where $\epsilon_{\mu\nu}^{(\lambda)}$ is the polarization tensor of the emitted graviton and $J_W^{\mu\nu}$ is the Weinberg current [39] ($\eta_i = +1(-1)$ for incoming (outgoing) lines)

$$J_W^{\mu\nu} = \kappa \sum_i \eta_i \frac{p_i^\mu p_i^\nu}{p_i \cdot q} = \kappa \left(\frac{p_1^\mu p_1^\nu}{p_1 \cdot q} - \frac{p_1'^\mu p_1'^\nu}{p_1' \cdot q} + \frac{p_2^\mu p_2^\nu}{p_2 \cdot q} - \frac{p_2'^\mu p_2'^\nu}{p_2' \cdot q} \right) \quad (3.1)$$

and was already discussed in the planckian framework in [6].

We are interested in the projections of the Weinberg current over states of definite positive/negative helicity, which can be conveniently defined by

$$\epsilon_{\pm}^{\mu\nu} = \frac{1}{\sqrt{2}}(\epsilon_{TT}^{\mu\nu} \pm i\epsilon_{LT}^{\mu\nu}) = \frac{1}{2}(\epsilon_T^\mu \pm i\epsilon_L^\mu)(\epsilon_T^\nu \pm i\epsilon_L^\nu), \quad (3.2)$$

$$\begin{aligned} \epsilon_{TT}^{\mu\nu} &= \frac{1}{\sqrt{2}}(\epsilon_T^\mu \epsilon_T^\nu - \epsilon_L^\mu \epsilon_L^\nu), & \epsilon_{LT}^{\mu\nu} &= \frac{1}{\sqrt{2}}(\epsilon_L^\mu \epsilon_T^\nu + \epsilon_T^\mu \epsilon_L^\nu) \\ \epsilon_T^\mu &= (0, -\varepsilon_{ij} \frac{q_j}{|\mathbf{q}|}, 0), & \epsilon_L^\mu &= \left(\frac{q^3}{|\mathbf{q}|}, \mathbf{0}, \frac{q^0}{|\mathbf{q}|} \right) \mp \frac{q^\mu}{|\mathbf{q}|}, \end{aligned} \quad (3.3)$$

with $\varepsilon_{12} = 1$ and the $-$ and $+$ signs in ϵ_L^μ corresponding to a graviton emission in the forward and backward hemisphere respectively.

By referring, for definiteness, to the forward hemisphere, we define the momentum transfers $\mathbf{q}_{1(2)} \equiv \mathbf{p}_{1(2)} - \mathbf{p}'_{1(2)}$, $\mathbf{q} = \mathbf{q}_1 + \mathbf{q}_2$, and the scattering angle $\mathbf{q}_2 \equiv E\boldsymbol{\theta}_s$, and restrict ourselves to the forward region $|\boldsymbol{\theta}|, |\boldsymbol{\theta}_s| \ll 1$. Giving for ease of notation the results for a single helicity, a delicate but straightforward calculation (app. A) leads to the following explicit result in the c.m. frame with $\mathbf{p}_1 = 0$:

$$J_{W-}(q^3 > 0; \boldsymbol{\theta}, \boldsymbol{\theta}_s) = \frac{J_W}{\sqrt{2}} = \kappa \frac{E}{\hbar\omega} \left(e^{2i(\phi_{\boldsymbol{\theta}} - \boldsymbol{\theta}_s - \phi_{\boldsymbol{\theta}})} - 1 \right), \quad (3.4)$$

leading to a factorized soft emission amplitude

$$M_{\text{soft}}(\boldsymbol{\theta}_s; E, \omega, \boldsymbol{\theta}) = M_{\text{el}}(E, \mathbf{Q}) J_W \left(\frac{E}{\hbar\omega}, \boldsymbol{\theta}, \boldsymbol{\theta}_s \right) = \kappa^3 s^2 \frac{1}{E\hbar\omega\boldsymbol{\theta}_s^2} \left(e^{2i(\phi_{\boldsymbol{\theta}} - \boldsymbol{\theta}_s - \phi_{\boldsymbol{\theta}})} - 1 \right), \quad (3.5)$$

where $|\mathbf{Q}|$ can be unambiguously identified with $|\mathbf{q}_2|$ in the a) and b) regions where eq. (3.4) is justified.

The simple expression (3.4) shows a $1/\omega$ dependence, but no singularities at either $\boldsymbol{\theta} = 0$ or $\boldsymbol{\theta} = \boldsymbol{\theta}_s$ as we might have expected from the $p_i \cdot q$ denominators occurring in (3.1). This is due to the helicity conservation zeros in the physical projections of the tensor numerators in (3.1). Therefore, there is no collinear enhancement of the amplitude in region a) with respect to region b), while we expect sizeable corrections to it in region c), where internal insertions are important. The helicity phase transfer in eq. (3.5) has a suggestive interpretation, made manifest by introducing a “ z -representation” (proven in app. A.3)

$$e^{2i\phi_{\boldsymbol{\theta}}} - e^{2i\phi_{\boldsymbol{\theta}'}} = -2 \int \frac{d^2\mathbf{z}}{2\pi z^{*2}} \left(e^{iA\mathbf{z}\cdot\boldsymbol{\theta}} - e^{iA\mathbf{z}\cdot\boldsymbol{\theta}'} \right), \quad \begin{cases} z &= x + iy \\ \mathbf{z} &= (x, y) \end{cases} \quad (3.6)$$

as an integral between initial and final directions in the transverse z -plane of the complex component of the Riemann tensor [32] in the AS metric of the incident particles.

For our analysis we will need to work both in momentum and in impact parameter space. We define \mathbf{b} -space amplitudes, following the normalization convention¹ of [13] and [36], as:

$$\mathcal{M}(\mathbf{b}) \equiv \frac{1}{(2\pi)^{3/2}} \int \frac{d^2\mathbf{q}_2}{(2\pi)^2} e^{i\mathbf{q}_2 \cdot \mathbf{b}} \frac{1}{4s} M(\mathbf{q}_2), \quad (3.7)$$

so that, in the soft case, we have:

$$\mathcal{M}_{\text{soft}}(\mathbf{b}; E, \omega, \boldsymbol{\theta}) = \sqrt{\alpha_G} \frac{R}{\pi} \frac{E}{\hbar\omega} \int \frac{d^2\boldsymbol{\theta}_s}{2\pi\boldsymbol{\theta}_s^2} e^{i\frac{E}{\hbar}\boldsymbol{\theta}_s \cdot \mathbf{b}} \frac{1}{2} (e^{2i(\phi_{\boldsymbol{\theta}} - \phi_{\boldsymbol{\theta}_s} - \phi_{\boldsymbol{\theta}})} - 1). \quad (3.8)$$

This definition is generalized to the backward hemisphere (jet 2) by setting $E\boldsymbol{\theta}_s = -\mathbf{q}_1$ and $\mathbf{q}_2 = E\boldsymbol{\theta}_s + \mathbf{q}$, and by using the corresponding current projections (app. A)

$$J_{W-}(-q^3; -\boldsymbol{\theta}, \boldsymbol{\theta}_s) = J_{W-}(q^3; \boldsymbol{\theta}, \boldsymbol{\theta}_s)^* = J_{W+}(q^3; \boldsymbol{\theta}, \boldsymbol{\theta}_s) \quad (3.9)$$

to obtain the helicity symmetry relation between backward and forward jets

$$M_-(\mathbf{b}; -q^3, -\mathbf{q}) = M_+(\mathbf{b}; q^3, \mathbf{q}) e^{-i\mathbf{b} \cdot \mathbf{q}}, \quad (3.10)$$

where

$$\begin{aligned} M_+ &= \sqrt{\alpha_G} \frac{R}{\pi} \frac{E}{\hbar\omega} \int \frac{d^2\boldsymbol{\theta}_s}{2\pi\boldsymbol{\theta}_s^2} e^{i\frac{E}{\hbar}\boldsymbol{\theta}_s \cdot \mathbf{b}} \frac{1}{2} (e^{-2i(\phi_{\boldsymbol{\theta}} - \phi_{\boldsymbol{\theta}_s} - \phi_{\boldsymbol{\theta}})} - 1) \\ &= M_-(\mathbf{b}; q^3, -\mathbf{q})^*. \end{aligned} \quad (3.11)$$

Note the translational parameter $e^{-i\mathbf{b} \cdot \mathbf{q}}$ (recalling that particle 2 is located at $\mathbf{x} = \mathbf{b}$).

Let's examine the behaviour of eqs. (3.5), (3.8) in the various regimes (we set $\hbar = 1$ for simplicity in most of sec. 3, except when needed for physical understanding). It is useful to write eq. (3.5) in complex notation ($\theta \equiv |\boldsymbol{\theta}| e^{i\phi_{\boldsymbol{\theta}}}$, etc.) as

$$M_{\text{soft}} = \frac{\kappa^3 s^2}{E\omega} \left(\frac{\theta}{\theta_s} - \frac{\theta^*}{\theta_s^*} \right) \frac{1}{\theta(\theta - \theta_s)^*}, \quad (3.12)$$

which implies the approximate behaviour in the a) and b) regions

$$\frac{M_{\text{soft}}}{\kappa^3 s^2} \simeq \begin{cases} \frac{2}{E\omega} \frac{1}{2} (e^{2i(\phi_{\boldsymbol{\theta}} - \phi_{\boldsymbol{\theta}_s})} - 1) \frac{1}{|\theta_s|^2} & (\theta \ll \theta_s \iff \text{region a}) \\ \frac{2}{E\omega} i \sin(\phi_{\boldsymbol{\theta}} - \phi_{\boldsymbol{\theta}_s}) \frac{1}{|\theta||\theta_s|} & (\theta \gg \theta_s \iff \text{region b}). \end{cases} \quad (3.13)$$

The first behaviour is typical of the IR amplitude, showing no singularities in the collinear ($\theta \rightarrow 0$) limit, and will be relevant for our final result also.

The second behaviour in (3.13), after a simple integration in θ_s — to which only the $\cos \phi_{\boldsymbol{\theta}_s} \sin \phi_{\boldsymbol{\theta}}$ term contributes — yields the result

$$\mathcal{M}_{\text{soft}}(\mathbf{b}; E, \omega, \boldsymbol{\theta}) \Rightarrow \alpha_G \frac{R \sin \phi_{\boldsymbol{\theta}}}{\pi \omega b |\theta|} J_0(b\omega|\theta|) \quad \left(\frac{E}{\omega} \theta_m \gg |\theta| \gg \theta_m \right) \quad (3.14)$$

¹The customary helicity amplitudes with phase-space $d^3\vec{q}/(\hbar^3 2\omega)$ are given by $\mathcal{M}(\mathbf{b}, \mathbf{q})$ ($\mathcal{M}(\mathbf{b}, -\mathbf{q})^*$) for helicity $-$ ($+$) respectively.

(where for simplicity, we choose the x -axis in the transverse plane to be aligned with \mathbf{b} , that is $\phi_\theta \equiv \phi_\theta - \phi_{\mathbf{b}}$), which provides the most important term in the b) region. We note that its maximum at $\phi_\theta = \pi/2$ is a reminder of the collinear zeroes.

As for region c), we already noticed that the soft evaluation breaks down there in favour of the high-energy amplitude, and in sec. 3.3 we shall substantially improve our \mathbf{b} -space amplitude in all regions by matching the soft and high-energy evaluations explicitly. The corresponding estimate, though yielding subleading corrections in region b), will considerably change the $b|\mathbf{q}| > 1$ behaviour of eq. (3.14).

3.2 Amplitude transformation

In order to compute the emission in the general case we need to establish an important point regarding the representation of the soft and Regge (see sec. 3.3) single-exchange amplitudes. As already noted, the expression (3.5) is valid as it stands only if the initial direction (of the momentum \vec{p}_1) of the emitting particle is along the z -axis, or forms with it a small angle $|\Theta_i| \ll \theta_m$, the single-hit large angle threshold. But as shown in sec. 2, in the eikonal evolution the fast particles scatter on average by the angle $|\theta_s(\mathbf{b})| = 2R/b = (Gs)\theta_m \gg \theta_m$, and thus we need to compute the amplitudes in the case where the emission takes place with a generic incidence angle Θ_i , possibly much larger than θ_m .

Because of Lorentz invariance, we expect the Θ_i dependence to occur through rotation scalars (which, in the small-angle kinematics, involve the differences $\Theta_i - \Theta_j$, the latter being angular 2-vectors of the fast particles), and a specific transformation phase also. The latter is in turn dependent on the definition of the helicity states $|\lambda, q, \dots\rangle$ which is not uniquely determined. Since λ is a Lorentz invariant for the massless graviton, such transformation phase is only allowed by the ambiguity in relating the q -states to the z -axis state, due to the residual rotational invariance around the latter. For instance, Jacob and Wick (JW) [40] relate q to z by a standard rotation around the axis perpendicular to the $\langle q, z \rangle$ plane. Since such definition is fully 'body-fixed' (that is, independent of external observables) we expect the JW amplitudes to be invariant for small rotations of the z -axis around an axis perpendicular to it, because in such a limit the rotations involved will commute.² On the other hand, our helicity states are defined in terms of the physical polarizations in eqs. (3.2) and (3.3), which are dependent not only on q^μ , but also on the z -axis, which occurs as external variable in the T projection. We show in app. B that the ensuing relation to JW amplitudes is a simple multiplication by $\exp(i\lambda\phi_\theta)$, where the azimuthal variable is generally $\mathcal{O}(1)$. Since the Θ_i rotation acts on θ as the translation $\theta - \Theta_i$ for small polar angles, we expect the transformation phase to be nontrivial and given by $\exp[i\lambda(\phi_\theta - \phi_{\theta - \Theta_i})]$, as fully proved in app. B and explicitly checked in app. A.

Therefore, in the forward region $\Theta_i, \Theta_f, \theta \ll 1 - \Theta_f$ being the outgoing direction of the (intermediate) fast particle — the momentum-space helicity amplitudes transform as (app. B)

$$M^{(\Theta_i)}(\Theta_f, \theta) = e^{i\lambda(\phi_\theta - \phi_{\theta - \Theta_i})} M^{(0)}(\Theta_f - \Theta_i, \theta - \Theta_i), \quad (3.15)$$

where λ is the helicity of the emitted graviton, $\lambda = -2$ in our case. In \mathbf{b} space, i.e., by Fourier transforming w.r.t. $\mathbf{Q} = E(\Theta_f - \Theta_i)$, one finds

$$\mathcal{M}^{(\Theta_i)}(\mathbf{b}, \theta) = e^{i\lambda(\phi_\theta - \phi_{\theta - \Theta_i})} \mathcal{M}^{(0)}(\mathbf{b}, \theta - \Theta_i). \quad (3.16)$$

The expression (3.15) is easily argued for as a consistency requirement for the insertion of the Weinberg current on the double-exchange process (fig. 4) in the soft limit. In fact,

²Our amplitude is invariant under $O(1)$ rotations around the z -axis, which can be separately considered.

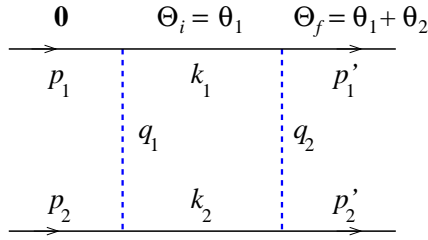


Figure 4: *Double-exchange process. The angles describing the direction of the right-moving fast particle during the scattering process are shown on top of the upper line.*

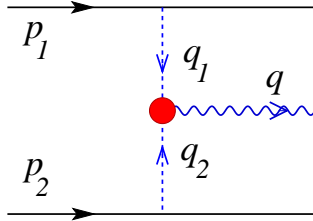


Figure 5: *Diagrammatic picture for the emission of a graviton from two fast-particle scattering in the Regge limit. The blob in the middle represents the Lipatov vertex, i.e., the effective reggeon-reggeon-graviton coupling.*

by the identity of Weinberg contributions $J_p - J_{p'} = (J_p - J_k) + (J_k - J_{p'})$ we must have

$$J_W^{(\pm)}(\Theta_i, \Theta_f) = J_W^{(\pm)}(\mathbf{0}, \Theta_f) - J_W^{(\pm)}(\mathbf{0}, \Theta_i), \quad (3.17)$$

which agrees with the direct calculation of app. A as well, from which it follows that (note that $\theta_s \simeq \Theta_f - \Theta_i$ for the soft amplitude)

$$\begin{aligned} M_{\text{soft}}^{(\Theta_i)} &= \kappa^3 s^2 \frac{2}{E\omega \theta_s^2} \frac{1}{2} \left(e^{2i(\phi_\theta - \Theta_f - \phi_\theta)} - e^{2i(\phi_\theta - \Theta_i - \phi_\theta)} \right) \\ &= \kappa^3 s^2 \frac{2}{E\omega} \frac{e^{2i(\phi_\theta - \Theta_i - \phi_\theta)}}{\theta_s^2} \frac{1}{2} \left(e^{2i(\phi_\theta - \Theta_f - \phi_\theta - \Theta_i)} - 1 \right). \end{aligned} \quad (3.18)$$

exactly as predicted by eq. (3.15) with $\lambda = -2$. Eq. (3.18) keeps the suggestive interpretation of helicity charge transfer from initial to final state in the general case.

3.3 Matching of soft amplitude with the Regge-limit

As soon as the rapidity interval $2Y_b = 2 \log(Eb/\hbar)$ between p'_1 and p'_2 , and the relative rapidity $Y_b - y$ between p'_1 and q become large, high-energy emission in the Regge limit becomes relevant, as predicted by the Lipatov vertex [12] and the H-diagram [6] (see fig. 6.a). More precisely, for scattering due to single graviton exchange, the Regge limit is relevant in the region where the graviton is emitted at a relatively large angle, $1 \gg |\theta| \gg \theta_m \equiv \hbar/(Eb)$ (as already noted, $|\theta_s| \sim \theta_m$ in the single hit case). This large-angle region comprises regions b) and c) discussed at the beginning of sec. 3 and is particularly relevant for region c) in which internal line insertions are important.

Using the same kinematic notation as in sec. 3.1, the Lipatov current is given by [12]

(see also [6]):

$$\begin{aligned}
J_L^{\mu\nu} &= \frac{\kappa}{2} (J^\mu J^\nu - |\mathbf{q}_{1\perp}|^2 |\mathbf{q}_{2\perp}|^2 j^\mu j^\nu) \quad \text{with} \\
j^\mu &\equiv \frac{p_1^\mu}{p_1 \cdot q} - \frac{p_2^\mu}{p_2 \cdot q}, \\
J^\mu &\equiv |\mathbf{q}_{1\perp}|^2 \frac{p_1^\mu}{p_1 \cdot q} - |\mathbf{q}_{2\perp}|^2 \frac{p_2^\mu}{p_2 \cdot q} + q_1^\mu - q_2^\mu - |\mathbf{q}_\perp|^2 j^\mu,
\end{aligned} \tag{3.19}$$

where $\mathbf{q}_{\perp 1}$, $\mathbf{q}_{\perp 2}$, \mathbf{q}_\perp denote transverse (vectorial) components to the \vec{p}_1 direction (which of course coincide with \mathbf{q}_1 , \mathbf{q}_2 and \mathbf{q} when $\mathbf{p}_1 = \Theta_i = 0$) and the corresponding graviton emission amplitude (considering again a single helicity for definiteness) is

$$M_{\text{Regge}} = \frac{\kappa^2 s^2}{|\mathbf{q}_{1\perp}|^2 |\mathbf{q}_{2\perp}|^2} J_L^{\mu\nu} \epsilon_{\mu\nu}^{(-)}; \tag{3.20}$$

note that $-|\mathbf{q}_{1(2)\perp}|^2$ corresponds to the virtuality $q_{1(2)}^\mu q_{1(2)\mu}$ in the Regge kinematics.

More quantitatively, in the c.m. frame with zero incidence angle ($\mathbf{p}_1 = E\Theta_i = 0$) and in the forward region $|\boldsymbol{\theta}|, |\boldsymbol{\theta}_s| \ll 1$, the amplitude takes the form [13] (see also app. A)

$$M_{\text{Regge}}(\boldsymbol{\theta}; E, \omega, \boldsymbol{\theta}_s) = \kappa^3 s^2 \frac{1 - e^{-2i(\phi_{q_2} - \phi_{\mathbf{q}} - \phi_{q_2})}}{q^2} \tag{3.21}$$

(remember that $\mathbf{q} = \omega\boldsymbol{\theta}$ and $\mathbf{q}_2 = E\boldsymbol{\theta}_s$). The corresponding amplitude in \mathbf{b} space, according to the definition (3.7), is given by

$$\begin{aligned}
\mathcal{M}_{\text{Regge}}(\mathbf{b}; E, \omega, \boldsymbol{\theta}) &= \sqrt{\alpha_G} \frac{R}{\pi} \int \frac{d^2 q_2}{2\pi |\mathbf{q}|^2} e^{i\mathbf{q}_2 \cdot \mathbf{b}} \frac{1}{2} (1 - e^{2i(\phi_{q_2} - \phi_{\mathbf{q}} - \phi_{q_2})}) \\
&\equiv \sqrt{G} s \frac{R}{2} \tilde{h}(\mathbf{b}, \mathbf{q}) \equiv \sqrt{G} s \frac{R}{2} \mathbf{b}^2 \int d^2 \mathbf{z} e^{i|\mathbf{b}|\omega \mathbf{z} \cdot \boldsymbol{\theta}} h(\mathbf{b}, |\mathbf{b}|\mathbf{z}),
\end{aligned} \tag{3.22}$$

where $\tilde{h}(\mathbf{b}, \mathbf{q})$ admits the integral representation ($b \equiv b^1 + ib^2 \in \mathbb{C}$)

$$\tilde{h}(\mathbf{b}, \mathbf{q}) = \frac{2}{\pi} \int_0^\infty d\eta \eta e^{-\eta} \left[\frac{1}{b\omega\theta^*(b\omega\theta^* - 2i\eta)} + \frac{e^{i\omega(b^*\theta + b\theta^*)/2}}{b^*\omega\theta(b^*\omega\theta + 2i\eta)} \right], \tag{3.23}$$

and turns out to be equal to the Fourier transform w.r.t. \mathbf{q} of the H -diagram field. The latter's expression in the space of the transverse coordinate $\mathbf{x} = (x^1, x^2)$ of the emitted graviton is

$$h(\mathbf{b}, \mathbf{x}) = \frac{1 - e^{2i(\phi_{\mathbf{x}} - \phi_{\mathbf{x}-\mathbf{b}})}}{2\pi^2 b^2} = \frac{x b^* - x^* b}{2\pi^2 |b|^2 x^*(x - b)}, \quad (x \equiv x^1 + ix^2 \in \mathbb{C}). \tag{3.24}$$

(eqs. (3.23) and (3.24) are proven in app. C).

As is the case for the soft current (3.18), (3.22) is valid as it stands only if the initial p_1 direction is along the z -axis. However, for a generic p_1 direction, the amplitude in the Regge limit transforms in the same way as the soft one in eq. (3.16), that is

$$\mathcal{M}_{\text{Regge}}^{(\Theta_i)}(\mathbf{b}; E, \omega, \boldsymbol{\theta}) = e^{2i(\phi_{\boldsymbol{\theta}} - \phi_{\Theta_i} - \phi_{\boldsymbol{\theta}})} \mathcal{M}_{\text{Regge}}(\mathbf{b}; E, \omega, \boldsymbol{\theta} - \Theta_i) \tag{3.25}$$

(where $E\Theta_i$ is the transverse part of the 4-momentum p_1), as directly proven in app. A.

To connect the small-angle (soft) and large-angle (Regge) regimes of the one graviton emission amplitude, it is convenient to rewrite eq. (3.22) in terms of the (complex) variables $\theta = q/\omega$ and $\theta_s = q_2/E$:

$$\mathcal{M}_{\text{Regge}}(\mathbf{b}; E, \omega, \boldsymbol{\theta}) = \sqrt{\alpha_G} \frac{R}{\pi} \frac{E}{\omega} \int \frac{d^2 \theta_s}{2\pi |\theta|^2} e^{iE\mathbf{b} \cdot \boldsymbol{\theta}_s} \frac{1}{2} \frac{\theta\theta_s^* - \theta^*\theta_s}{\theta_s (\theta_s - \frac{\omega}{E}\theta)}. \tag{3.26}$$

This expression differs from eq. (3.8) by the replacement

$$\frac{1}{|\theta_s|^2} \frac{\theta\theta_s^* - \theta^*\theta_s}{\theta(\theta - \theta_s)^*} \rightarrow \frac{1}{|\theta|^2} \frac{\theta\theta_s^* - \theta^*\theta_s}{\theta_s(\theta_s - \frac{\omega}{E}\theta)^*} \quad (3.27)$$

in the integrand of eq. (3.26). By inspection, we see the important point that Regge and soft evaluations agree in the region b), in which the condition $|\theta| \gg |\theta_s| \gg \frac{\omega}{E}|\theta|$ insures that we are in the “large-angle” regime in the l.h.s. with negligible internal insertions in the r.h.s., while eq. (3.26) remains the only acceptable expression in region c), where $|\theta_s| < \frac{\omega}{E}|\theta|$.

Therefore, in order to get a reliable emission amplitude holding in all regions (a \cup b \cup c), we have to match the soft with the Regge evaluations. We start from the Fourier transform in eq. (3.8) and we then add the difference of Regge and soft evaluations of eq. (3.27) in region c) and in part of region b), the border being parametrized by the cutoff $\Delta_c > 1$ (see fig. 3). Such difference has the form

$$\begin{aligned} \Delta\mathcal{M} &\equiv [\mathcal{M}_{\text{Regge}} - \mathcal{M}_{\text{soft}}]_{c \cup (\text{part of b})} \\ &= \sqrt{\alpha_G} \frac{R}{\pi} \frac{E}{\omega} \frac{1}{2} \int_0^{\Delta_c \frac{\omega}{E} |\theta|} \frac{d^2\theta_s}{2\pi|\theta_s|^2} \frac{\theta\theta_s^* - \theta^*\theta_s}{|\theta|^2} \left[\frac{1}{1 - \frac{\omega}{E} \frac{\theta^*}{\theta_s}} - \frac{1}{1 - \frac{\theta^*}{\theta_s}} \right] e^{iE\mathbf{b}\cdot\theta_s}, \end{aligned} \quad (3.28)$$

where we require $|\frac{E\theta_s}{\omega\theta}| = \mathcal{O}(1)$, with

$$\left| \frac{E\theta_s}{\omega\theta} \right| \equiv \left| \frac{\tilde{\theta}_s}{\theta} \right| < \Delta_c, \quad \left| \frac{\theta_s}{\theta} \right| < \frac{\omega}{E} \Delta_c \ll 1 \quad (3.29)$$

so that we get the expression

$$\Delta\mathcal{M} \simeq \sqrt{\alpha_G} \frac{R}{\pi} \frac{1}{2} \int_0^{|\theta|\Delta_c} \frac{d^2\tilde{\theta}_s}{2\pi} \frac{\theta\tilde{\theta}_s^* - \theta^*\tilde{\theta}_s}{|\theta|^2 |\tilde{\theta}_s|^2} \left(\frac{1}{1 - \frac{\theta^*}{\tilde{\theta}_s^*}} - 1 \right) e^{i\omega\mathbf{b}\cdot\tilde{\theta}_s}. \quad (3.30)$$

If we then choose $1 \ll \Delta_c \ll E/\omega$ the result (3.30) is weakly cutoff dependent and, in the $\Delta_c \rightarrow \infty$ limit, is formally equal to the negative of the Fourier transform of the soft amplitude on the whole phase space, rescaled at $E = \omega$ or, in other words,

$$\Delta\mathcal{M} \xrightarrow{\Delta_c \gg 1} -\sqrt{\alpha_G} \frac{R}{\pi} \int \frac{d^2\tilde{\theta}_s}{2\pi|\tilde{\theta}_s|^2} e^{i\omega\mathbf{b}\cdot\tilde{\theta}_s} \frac{1}{2} \frac{\theta\tilde{\theta}_s^* - \theta^*\tilde{\theta}_s}{\theta(\theta - \tilde{\theta}_s)^*} = -\mathcal{M}_{\text{soft}}(\mathbf{b}; \omega, \omega, \theta). \quad (3.31)$$

By then using eq. (3.8) we obtain the explicit form of the matched amplitude (with explicit \hbar -dependence)

$$\begin{aligned} \mathcal{M}_{\text{matched}} &\simeq \mathcal{M}_{\text{soft}}(\mathbf{b}; E, \omega, \theta) - \mathcal{M}_{\text{soft}}(\mathbf{b}; \hbar\omega, \omega, \theta) \\ &= \sqrt{\alpha_G} \frac{R}{\pi} \int \frac{d^2\theta_s}{2\pi\theta_s^2} \left(e^{i\frac{E}{\hbar}\mathbf{b}\cdot\theta_s} \frac{E}{\hbar\omega} - e^{i\omega\mathbf{b}\cdot\theta_s} \right) \frac{1}{2} \left(e^{2i(\phi_{\theta} - \theta_s - \phi_{\theta})} - 1 \right) \\ &= \sqrt{\alpha_G} \frac{R}{\pi} e^{-2i\phi_{\theta}} \int \frac{d^2\mathbf{z}}{2\pi z^{*2}} e^{i\omega\mathbf{z}\cdot\theta} \left(\frac{E}{\hbar\omega} \log \left| \hat{\mathbf{b}} - \frac{\hbar\omega}{E} \mathbf{z} \right| - \log \left| \hat{\mathbf{b}} - \mathbf{z} \right| \right), \end{aligned} \quad (3.32)$$

where we have used the z -representation of the helicity phases (3.6), by rescaling the z -variable in the first term.

The final result of eq. (3.32) — derived on the basis of the soft-insertion formulas — is expressed in terms of the (ω -dependent) “soft” field

$$h_s(\omega, z) \equiv \frac{1}{\pi^2 z^{*2}} \left(\frac{E}{\hbar\omega} \log \left| \hat{\mathbf{b}} - \frac{\hbar\omega}{E} \mathbf{z} \right| - \log \left| \hat{\mathbf{b}} - \mathbf{z} \right| \right) \equiv -\frac{\Phi_R(\omega, \mathbf{z})}{\pi^2 z^{*2}} \quad (3.33)$$

in which the function Φ_R turns out to be useful for the treatment of rescattering too (sec. 4.2). Furthermore, for relatively large angles ($\theta \gg \theta_m \sim \hbar/(Eb)$), eq. (3.32) involves values of $\hbar\omega|z|/E \lesssim \theta_m/\theta$ which are uniformly small, and the expressions (3.33) can be replaced by their $\omega \rightarrow 0$ limits

$$h_s(z) = -\frac{\Phi(\mathbf{z})}{\pi^2 z^{*2}}, \quad \Phi(\mathbf{z}) \equiv \hat{\mathbf{b}} \cdot \mathbf{z} + \log |\hat{\mathbf{b}} - \mathbf{z}|. \quad (3.34)$$

The latter quantities have a classical meaning, $h_s(z)$ as a metric component (sec. 3.4) and $\Phi(\mathbf{z})$ as modulation function in the classical treatment of ref. [32]. As a consequence, eq. (3.32) takes the simpler form

$$\mathcal{M}_{\text{matched}} \equiv \mathcal{M} = \sqrt{\alpha_G} \frac{R}{2} e^{-2i\phi_\theta} \int d^2\mathbf{z} e^{i\mathbf{b}\omega\mathbf{z}\cdot\boldsymbol{\theta}} h_s(z) \quad (3.35)$$

that will be mostly used in the following. Replacing $h_s(z)$ by its ω -dependent form is needed if we want to treat the very-small angle region and some quantum corrections also.

From eq. (3.35) we can see directly how the matching works. In fact, due to eq. (3.32), the linear term (the log term) in eq. (3.34) is in correspondence with external (internal) insertions of the emission current. In region a), where \mathbf{z} is pretty large, the linear term dominates and provides directly the soft limit. In region b), the basic soft behaviour (3.14) is reproduced but, with increasing values of $b|\mathbf{q}|$, it is actually canceled by internal insertions in region c), because in the small $|\mathbf{z}|$ limit the function $\Phi(\mathbf{z})$ is of order $\sim \mathcal{O}(|\mathbf{z}|^2)$. This is confirmed by the Regge representation (3.23) which shows, by inspection, a $1/(b|\mathbf{q}|)^2$ behaviour for $b|\mathbf{q}| \gg 1$.

To summarize, our matched amplitude (3.35) which, by construction, should be identical to the Regge one of eq. (3.22) in region c), is also a nice interpolation in (b \cup c) and part of a) with $|\boldsymbol{\theta}| > \theta_m$.³ For this reason we shall call eq. (3.35) (eq. (3.22)) the soft-based (Regge-based) representation of the same unified amplitude. Their identity can be directly proven by the equation

$$\int d^2\mathbf{z} [e^{-2i\phi_\theta} h_s(z) - b^2 h(\mathbf{b}, b\mathbf{z})] e^{i\mathbf{b}\omega\mathbf{z}\cdot\boldsymbol{\theta}} = 0, \quad (3.36)$$

which can be explicitly checked by switching to z, z^* variables and integrating by parts. Eq. (3.36) is in turn a direct consequence of the differential identity

$$\frac{\partial}{\partial z} h_s - \frac{\partial}{\partial z^*} b^2 h = 0. \quad (3.37)$$

that will be related in sec. 3.4 to a transversality condition of the radiative metric tensor.

Our unified soft-Regge amplitude \mathcal{M} has then, for a generic $\boldsymbol{\Theta}_i$, the form

$$\begin{aligned} \mathcal{M}^{(\boldsymbol{\Theta}_i)}(\mathbf{b}, \boldsymbol{\theta}) &= \sqrt{\alpha_G} \frac{R}{2} e^{-2i(\phi_\theta - \phi_{\boldsymbol{\theta} - \boldsymbol{\Theta}_i})} \int d^2\mathbf{x} e^{i\omega\mathbf{x}\cdot(\boldsymbol{\theta} - \boldsymbol{\Theta}_i)} h(\mathbf{b}, \mathbf{x}) \\ &= \sqrt{\alpha_G} \frac{R}{2} e^{-2i\phi_\theta} \int d^2\mathbf{z} e^{i\mathbf{b}\omega\mathbf{z}\cdot(\boldsymbol{\theta} - \boldsymbol{\Theta}_i)} h_s(z), \end{aligned} \quad (3.38)$$

where the Regge-based (soft-based) representation is used in the first (second) line. Eqs. (3.32) and (3.33) provide an improved small-angle description and some quantum corrections.

³The moderate-angle restriction will become unimportant when the resummation of sec. 4 will extend the collinear region up to $\Theta_s \sim R/b \gg \theta_m$.

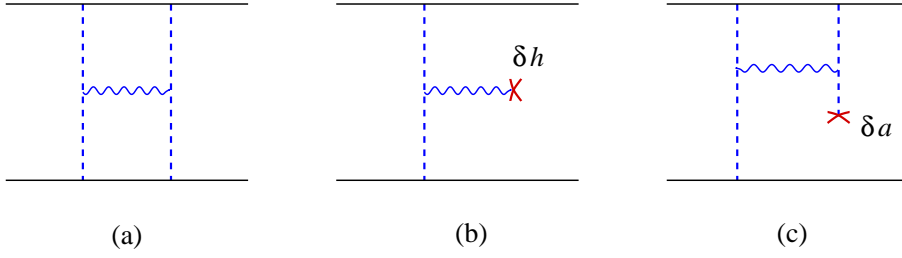


Figure 6: (a) The H diagram, yielding the first subleading semiclassical correction to the elastic amplitude. (b,c) Off-shell diagrams contributing to the metric fluctuations of the h and the a fields.

3.4 Radiative metric tensor

To complete the picture of single-exchange radiation, we recall the parallel calculation of radiative corrections to the metric fields and to the effective action [7, 13]. At first subleading level this amounts to calculating the H -diagram fields δh and δa (fig. 6.b,c) occurring in the metric. By leaving aside time-delays [9] we obtain [13]

$$ds^2 - \eta_{\mu\nu} dx^\mu dx^\nu = 2\pi R [a(\mathbf{x})\delta(x^-)dx^{-2} + \bar{a}(\mathbf{x})\delta(x^+)dx^{+2}] + 2(\pi R)^2 \text{Re} [(\hat{\epsilon}_{\mu\nu}^{TT} - i\hat{\epsilon}_{\mu\nu}^{LT})h(\mathbf{x})\Theta(x^+x^-)] dx^\mu dx^\nu, \quad (3.39)$$

where, starting from a_0 in eq. (2.8) we expand the profile function $a(x)$, to first order in R^2/b^2 , and the field $h(x)$ in the form (fig. 6)

$$a(\mathbf{x}) = a^{(0)} + \frac{R^2}{b^2}a^{(1)} + \dots, \quad \bar{a}(\mathbf{x}) = a(\mathbf{b} - \mathbf{x}), \quad (\mathbf{x} = b\mathbf{z}) \quad (3.40a)$$

$$|\partial|^2 a^{(1)} = \frac{1}{\pi} \frac{1}{|z|^4} 2\Phi(\mathbf{z}), \quad h(\mathbf{x}) = \frac{x - x^*}{2\pi^2 b x^* (x - b)}, \quad (3.40b)$$

and $\hat{\epsilon}_{\mu\nu}$ are polarization tensor operators of the form, for instance,⁴

$$2\hat{\epsilon}_{ij}^{TT} = \varepsilon_{il}\varepsilon_{jm} \frac{\nabla_l \nabla_m}{|\nabla|^2} = \delta_{ij} - \frac{\nabla_i \nabla_j}{|\nabla|^2}, \quad (3.41)$$

$$2\hat{\epsilon}_{++}^{TT} = -\frac{\partial_+}{4\partial_-}, \quad 2\hat{\epsilon}_{--}^{TT} = -\frac{\partial_-}{4\partial_+}, \quad 2\hat{\epsilon}_{+-}^{TT} = \frac{1}{4} \quad (3.42)$$

with similar ones of the LT polarization.

Such results follow from a shock-wave solution of the effective action equations of motion which expresses all metric components in terms of the basic scalar field $h(\mathbf{x}) \equiv 4|\partial|^2\phi(\mathbf{x})$, where the explicit, single-valued form of $\phi(\mathbf{x})$ — not to be confused with the modulating function $\Phi(\mathbf{z})$ — was found in [7] and is given by the single-valued function ($x \equiv x^1 + ix^2 = bz$)

$$\phi(x, x^*) = \phi(b - x^*, b - x) = \frac{1}{8\pi} \times \left[\log \frac{x^*}{b} \log \left(1 - \frac{x}{b}\right) + \frac{x}{b} \log \frac{x^*}{b} + \left(1 - \frac{x^*}{b}\right) \log \left(1 - \frac{x}{b}\right) + f\left(\frac{x}{b}\right) + f\left(1 - \frac{x^*}{b}\right) \right], \quad (3.43)$$

where $f'(x) = \frac{x}{x-1} \log x$ is devised so as to cancel the discontinuities at the $x = 0$ and $x = b$ singularities.

⁴With this prescription, the metric tensor (3.39) satisfies the transversality condition $\partial^\mu h_{\mu\nu} = 0$. The polarization tensors differ from those of [13] by a factor of 1/2.

From eqs. (3.43) and (3.39), we obtain, in particular, the transverse plane metric components

$$\begin{aligned} h_{xx^*} &= |\partial|^2 \text{Re } \phi = \frac{1}{8} (h(x) + h(b-x)) = \frac{1}{4} \text{Re } h(x), \\ h_{x^*x^*} &= -\partial^{*2} \text{Re } \phi = -\frac{1}{8} (h_s(z) + h_s(1-z)) = h_{xx^*}^*, \end{aligned} \quad (3.44)$$

which are closely related to the fields h and h_s introduced previously, because of the derivatives

$$\begin{cases} 4 \partial^{*2} \phi = -\frac{1}{\pi^2} \frac{1}{z^{*2}} \Phi(\mathbf{z}) = h_s(z) = \frac{\partial^*}{\partial} h(x) \\ 4 \partial^2 \phi = -\frac{1}{\pi^2} \frac{1}{(1-z)^2} \Phi(\hat{\mathbf{b}} - \mathbf{z}) = h_s^*(1-z) = \frac{\partial}{\partial^*} h(x) \end{cases} \quad (3.45)$$

We note some important points. First, the $x \leftrightarrow b-x$ symmetry of the metric is realized in the emission amplitude by exchanging jet 1 (or $h_s(z)$) and jet 2 (or $h_s^*(1-z)$). Furthermore, the relationships of $h_s(z)$ ($h_s^*(1-z)$) with $h(x)$ ($h^*(b-x)$) in jet 1 (jet 2), already given in eq. (3.37) for jet 1, express the transversality conditions of the metric components

$$\partial^* h_{xx^*} + \partial h_{x^*x^*} = 0 \quad (\partial h_{xx^*} + \partial^* h_{x^*x^*} = 0) \quad (3.46)$$

and are thus rooted in the spin 2 structure of the interaction. Furthermore, in parallel with the soft-based representation (3.35) for jet 1, we have by (3.45) the corresponding representation of the same amplitude in jet 2

$$\mathcal{M} = \sqrt{\alpha_G} \frac{R}{2} e^{2i\phi_\theta} \int d^2\mathbf{z} e^{i\mathbf{b}\omega\mathbf{z}\cdot\boldsymbol{\theta}} h_s^*(1-z). \quad (3.47)$$

Note however that, while $h(\mathbf{x}) \sim h_{xx^*}$ is a scalar, the soft fields $h_s(z)$ ($h_s^*(1-z)$) in jet 1 (jet 2) have $J_z = 2(-2)$ for rotations in the transverse plane, and in fact the opposite phase is factorized in eq. (3.35) (eq. (3.47)) which are relevant for jet 1 (jet 2) and helicity $\lambda = -2$. In all cases the resulting amplitude will come out invariant for rotations around the z -axis.

Finally, by starting from the soft-based representations just mentioned at $\Theta_i = 0$ we can complete the symmetry $\mathbf{x} \rightarrow \mathbf{b} - \mathbf{x}$ by constructing the helicity amplitudes for both jets at $\Theta_i \neq 0$, with the result

$$\mathcal{M}_\lambda^{(-\Theta_i)}(\mathbf{b}; -q^3, -\mathbf{q}) = \mathcal{M}_{-\lambda}^{(\Theta_i)}(\mathbf{b}; q^3, \mathbf{q}) e^{-i\mathbf{b}\cdot\mathbf{q}_\perp}, \quad (3.48)$$

which relates opposite helicities with opposite 3-momenta \vec{q} as function of $\mathbf{q}_\perp = \mathbf{q} - \omega\boldsymbol{\Theta}_i$, transverse to the $\boldsymbol{\Theta}_i$ direction. The factor $e^{-i\mathbf{b}\cdot\mathbf{q}_\perp}$ insures the translation $\mathbf{x} \rightarrow \mathbf{b} - \mathbf{x}$. Eq. (3.48) can be checked in a straightforward way by using the explicit helicity projections of app. A, and is anyway a consequence of the helicity transformation properties of the soft fields in either jet.

We then conclude that the radiative metric tensor of eq. (3.39) (based on the shock-wave solution of [7]) is consistent with the present single-exchange soft-Regge amplitudes and actually explains the unifying relationships by a transversality condition of the metric tensor. We shall see however that taking into account the helicity transformation phases is essential for completing the calculation of graviton emission, and superimposing single-exchange terms all along eikonal scattering.

4 Factorization and resummation

4.1 b -factorization and matching

So far we have considered the radiation associated to the single-graviton exchange contribution to the basic planckian scattering process. But we know (sec. 2) that such high-energy process is described by the eikonal resummation of a large number $\sim Gs/\hbar$ of single hits, so that — for a given impact parameter value b — the scattering angle increases from $\theta_m = \hbar/(Eb)$ to $|\theta_s| = 2(Gs/\hbar)(\hbar/Eb) = 2R/b$, the Einstein deflection angle. This fact considerably enlarges the quasi-collinear region w.r.t. θ_s , which might be an important source of energy loss by radiation, so as to endanger energy-conservation [25] unless explicitly enforced.

We start noticing that, despite the enlargement of the quasi-collinear region, the external-line insertion amplitude (3.5) stays unchanged, being only dependent on the overall momentum transfer $\mathbf{Q} = E\boldsymbol{\theta}_s$ of the process. Therefore, the damping of the collinear region and the large-angle behaviour are both built in in eq. (3.12) for any values of θ_s , as shown by eq. (3.13).

One may wonder to what extent — or, for which ω -values — is the external-line insertion method tenable. There are two types of internal-line insertions: those on the fast, nearly on-shell particle lines of the eikonal iteration, and those on the exchanged-graviton lines. We will now argue that both kinds of internal insertions can be taken into account using the soft/Regge matching strategy described in sec. 3.3.

The first thing to notice is that fast-particle insertions are in fact already implicitly included in the soft approximation (3.5). In fact, in a general n -exchange contribution to eikonal scattering for each pair of propagating lines there are two pairs of insertions, one with the mass-shell on the right (final) and one on the left (initial), whose currents are nearly equal (to order $\hbar\omega/E$) and opposite in sign. Thus, the purely soft emission can be written in two equivalent ways, one as in eq. (3.5) as a purely external line insertion, and the other as a sum of n contributions, where the insertion — still of the form (3.5) — is made *internally* on the fast lines which surround the i -th exchanged graviton. Since in general these fast lines will have accumulated a non-negligible transverse momentum, the i -th internal insertion will be of the rotated form (3.18), with $\Theta_i = \sum_{j=1}^{i-1} \boldsymbol{\theta}_j$.

As for insertions on exchanged graviton lines, they are negligible if the emitted transverse momentum $\mathbf{q} = \hbar\omega\boldsymbol{\theta}$ is smaller than any of the exchanged graviton lines which, in the Regge limit, are all of order $\langle q_i \rangle \sim \hbar/b$, thus leading to the condition $b|q| \ll \hbar$. The latter is not surprising because precisely this parameter occurs in the subtraction term of eq. (3.32) coming from the Regge estimate of region c) for a single exchange. Fortunately this region — which is generally multidimensional for n exchanges — is most significant when both exchanged and emitted momenta are of the same order $\hbar\omega \ll E$. For double exchange (fig. 7), for instance, this corresponds to two diagrams, and more generally it allows to count n diagrams per eikonal contribution in which we have to compute and add $\Delta\mathcal{M}$, i.e., the difference (Regge – soft) introduced in sec. 3.3. Again, this has to be adjusted to take into account the direction of the fast legs, which is straightforward since the Regge and soft amplitudes acquire the same transformation phase.

In the end, this means that *all* internal-line insertions — for fast particles and exchanged particles alike — can be accounted for by calculating n diagrams for the eikonal contribution with n exchanged gravitons, where the *matched* amplitude (eqs. (3.32), (3.35)) is inserted in turn in correspondence to the i -th exchanged graviton, adjusting for the local incidence angle Θ_i as in eq. (3.18).

We recall at this point the soft-based representation of the matched amplitude (3.32),

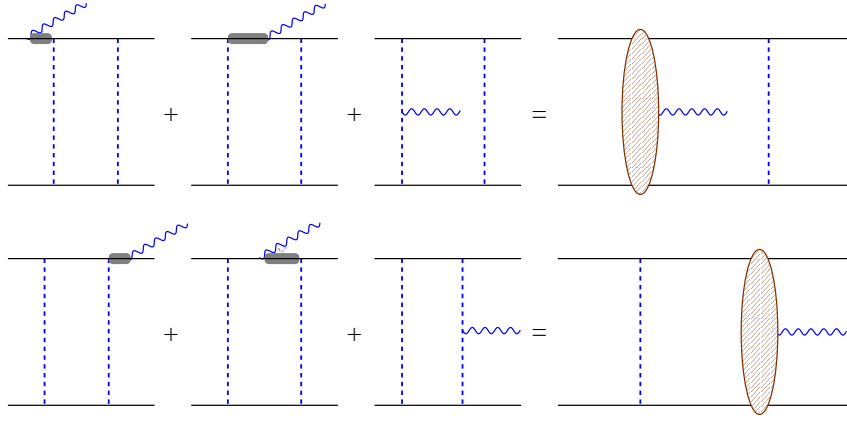


Figure 7: *Graviton insertions for double-exchange diagrams. External line insertions are represented in the first column, internal line insertions on the fast particles are in the second column, insertions on the exchanged graviton in the third one. Gray shadows around the fast particles denote off-shell propagation. Analogous insertion diagrams from the lower line are understood. The sum of each row amounts to inserting a matched emission amplitude (hatched brown blob) in place of a graviton propagator.*

which, after adjusting for the incidence angle, acquires the form

$$\mathcal{M}^{(\Theta_i)} = \sqrt{\alpha_G} \frac{R}{2} e^{-2i\phi_\theta} \int d^2\mathbf{z} h_s(\mathbf{z}) e^{i\mathbf{b}\omega\mathbf{z}\cdot(\theta - \Theta_i)}, \quad (4.1)$$

and is thus simply proportional to the translated F.T. of the soft field h_s .

We then use this representation for each “active” contribution. For $n = 2$ (fig. 7), for instance, we have $\mathbf{q}_{s1} = E\boldsymbol{\theta}_1$ emitting with initial angle $\Theta_1 = 0$ and $\mathbf{q}_{s2} = E\boldsymbol{\theta}_2$ with $\Theta_2 = \boldsymbol{\theta}_1$, and we write, accordingly,

$$\begin{aligned} \frac{e^{2i\phi_\theta} \mathcal{M}^{(2)}}{\sqrt{\alpha_G} \frac{R}{2}} &= \frac{1}{2} \left[\int d^2\mathbf{z} h_s(\mathbf{z}) e^{i\mathbf{b}\omega\mathbf{z}\cdot\theta} (2i\alpha_G) \int \frac{d^2\boldsymbol{\theta}_2}{2\pi\boldsymbol{\theta}_2^2} e^{i\frac{E}{\hbar}\mathbf{b}\cdot\boldsymbol{\theta}_2} + (2i\alpha_G) \int \frac{d^2\boldsymbol{\theta}_1}{2\pi\boldsymbol{\theta}_1^2} e^{i\frac{E}{\hbar}\mathbf{b}\cdot\boldsymbol{\theta}_1} \right. \\ &\times \left. \int d^2\mathbf{z} h_s(\mathbf{z}) e^{i\mathbf{b}\omega\mathbf{z}\cdot(\theta - \boldsymbol{\theta}_1)} \right] = \frac{2i}{2} \int d^2\mathbf{z} h_s(\mathbf{z}) e^{i\mathbf{b}\omega\mathbf{z}\cdot\theta} [\delta_0(b) + \delta_0(|\mathbf{b} - \frac{\hbar\omega}{E}\mathbf{b}\mathbf{z}|)]. \end{aligned} \quad (4.2)$$

We can see that the second “active” contribution, with non-zero incidence angle $\Theta_2 = \boldsymbol{\theta}_1$ has a translated $\boldsymbol{\theta}$ -dependence, which amounts to factorizing an eikonal with \mathbf{z} -dependent argument. This generalized factorization can be extended to the general case with $n > 2$ exchanges, where however the $\boldsymbol{\theta}$ -translation involves $\Theta_i = \sum_{j=1}^{i-1} \boldsymbol{\theta}_j$, $i > 2$, yielding higher powers of the eikonal with \mathbf{z} -dependent argument. In formulas, we obtain, order by order,

$$\begin{aligned} \frac{e^{2i\phi_\theta} \mathcal{M}_{\text{res}}}{\sqrt{\alpha_G} \frac{R}{2}} &= \int d^2\mathbf{z} h_s(\mathbf{z}) e^{i\mathbf{b}\omega\mathbf{z}\cdot\theta} \left\{ 1 + \frac{2i}{2!} [\delta_0(b) + \delta_0(|\mathbf{b} - \frac{\hbar\omega}{E}\mathbf{b}\mathbf{z}|)] \right. \\ &+ \left. \frac{(2i)^2}{3!} [\delta_0^2(b) + \delta_0(b)\delta_0(|\mathbf{b} - \frac{\hbar\omega}{E}\mathbf{b}\mathbf{z}|) + \delta_0^2(|\mathbf{b} - \frac{\hbar\omega}{E}\mathbf{b}\mathbf{z}|)] + \dots \right\}. \end{aligned} \quad (4.3)$$

Furthermore, the sum in square brackets is given by the expression

$$[\dots] = \frac{e^{2i\delta_0(b)} - e^{2i\delta_0(|\mathbf{b} - \frac{\hbar\omega}{E}\mathbf{b}\mathbf{z}|)}}{2i [\delta_0(b) - \delta_0(|\mathbf{b} - \frac{\hbar\omega}{E}\mathbf{b}\mathbf{z}|)]} = e^{2i\delta_0(b)} \int_0^1 d\xi e^{-2i\xi \frac{G_s}{\hbar} \log|\hat{\mathbf{b}} - \frac{\hbar\omega}{E}\mathbf{z}|}, \quad (4.4)$$

so that we finally get the factorized and resummed amplitude

$$\begin{aligned} \frac{\mathcal{M}_{\text{res}}}{e^{2i\delta_0(b)}} &\equiv \mathfrak{M} = \sqrt{\alpha_G} \frac{R}{2} e^{-2i\phi_\theta} \int d^2z e^{i\omega z \cdot \theta} \int_0^1 d\xi e^{-2i\frac{Gs}{\hbar}\xi \log|\hat{\mathbf{b}} - \frac{\hbar\omega}{E}z|} h_s(\mathbf{z}) \\ &\simeq \sqrt{\alpha_G} \frac{R}{2} e^{-2i\phi_\theta} \int d^2z \int_0^1 d\xi h_s(\mathbf{z}) e^{i\omega b z \cdot (\theta - \xi \Theta_s(b))}, \end{aligned} \quad (4.5)$$

where we have expanded the logarithm in the exponent and neglected higher order terms in $\hbar/Eb|\theta|$. The latter can in principle be evaluated as “quantum” corrections to the basic formula of the last line.

A more symmetric expression for the resummed amplitude (4.5) is obtained in the Breit frame (also called brick-wall frame), where the initial and final transverse momenta are equal and opposite (i.e., $\pm \frac{1}{2}E\Theta_s(\mathbf{b})$). We can reach the Breit frame by rotating the system of $\frac{1}{2}\Theta_s(\mathbf{b})$. According to eq. (4.1), this amounts to translate $\theta \rightarrow \theta - \frac{1}{2}\Theta_s(\mathbf{b})$, and at the end we obtain again the expression (4.5) but with ξ integrated over the symmetric interval $[-1/2, 1/2]$. In the following we shall often work in the Breit frame.

It is important to note that the z -dependence in eq. (4.3) adds corrections to the naïve factorization of $\delta_0(b)$ [13] which for any given n are of relative order $\hbar\omega\langle z \rangle/E \sim \hbar/(bE|\theta|)$ and thus may appear to be negligible in the region $|\theta| > \theta_m$. However, this is *not* the case because of the counting factors of $\langle n \rangle \sim Gs/\hbar$ occurring in eq. (4.4), which promote such corrections to order $|\Theta_s(\mathbf{b})|/|\theta|$ making them essential for the physics of the radiation problem at frequencies $\omega \sim R^{-1}$. The effect of such corrections can be summarized by the introduction of the resummed field in the Breit frame

$$h_s^{\text{res}}(z) \equiv h_s(z) \frac{\sin\left(\alpha_G \log\left|\hat{\mathbf{b}} - \frac{\hbar\omega}{E}z\right|\right)}{\alpha_G \log\left|\hat{\mathbf{b}} - \frac{\hbar\omega}{E}z\right|} \simeq h_s(z) \frac{\sin \omega R z \cdot \hat{\mathbf{b}}}{\omega R z \cdot \hat{\mathbf{b}}} \quad \left(|z| \ll \frac{E}{\hbar\omega}\right) \quad (4.6)$$

with its resummation factor which is directly ωR -dependent in the moderate- z form of the last line. Therefore, eq. (4.5) can be summarized as

$$\mathfrak{M} = \sqrt{\alpha_G} \frac{R}{2} e^{-2i\phi_\theta} \int d^2z h_s^{\text{res}}(z) e^{i\omega z \cdot \theta}. \quad (4.7)$$

4.2 Rescattering corrections and classical limit

We have just seen that taking into account the sizeable incidence angles in multiple-exchange emission amplitudes provides important corrections to the naïve resummation formula which involve the effective coupling $\omega R = \frac{Gs}{\hbar} \frac{\hbar\omega}{E}$ and are thus essential for $\omega R \simeq \mathcal{O}(1)$. One may wonder, at this point, whether additional corrections of relative order $\hbar\omega/E$ may be similarly enhanced by multiplicity factors, thus yielding important effects as well.

We do not have a complete answer to that question. We think however that kinematical corrections affecting incidence angles at relative order $\hbar\omega/E$ (and occurring in the currents’ projections, app. A) are unimportant because they actually affect the factorization procedure at relative order $\mathcal{O}(\hbar\omega/E)^2$, and are thus subleading. On the other hand, we shall argue that *dynamical* corrections due to rescattering of the emitted graviton are to be seriously considered, even though they are known [7] to be subleading for the calculation of the scattering amplitude of the fast particles themselves.

Indeed, consider for instance the contributions to the emission amplitude of the 2 graviton-exchange diagrams of fig. 7. If the active exchange is #2, we just have to replace $\delta_0(b)$ by $\delta_0\left(|\mathbf{b} - \frac{\hbar\omega}{E}bz|\right)$ because of the nontrivial incidence angle. But if the active

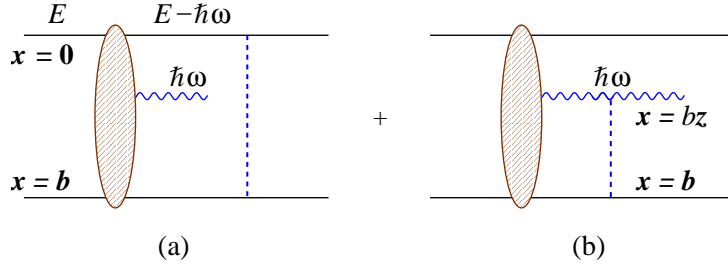


Figure 8: *Emission diagrams with subleading corrections. In (a) the eikonal scattering $\propto \delta(b)$ after graviton emission occurs with reduced energy $E \rightarrow E - \hbar\omega$. In (b) the graviton at $\mathbf{x} = b\mathbf{z}$ rescatters with the external particle at $\mathbf{x} = b$ generating a term $\propto \hbar\omega\delta(|\mathbf{b} - b\mathbf{z}|)$.*

exchange is #1, next hit is a 3-body one, which involves emitted graviton interactions also, as illustrated in fig. (8) for an emitted graviton in jet 1 (top), rescattering with jet 2 (bottom). Therefore, the remaining δ_0 which was left uncorrected in eq. (4.2) should be corrected also, by replacing it by

$$\delta_R(\mathbf{b}, \mathbf{z}) \equiv \left(1 - \frac{\hbar\omega}{E}\right) \delta_0(b) + \frac{\hbar\omega}{E} \delta_0(|\mathbf{b} - b\mathbf{z}|) = \delta_0(b) - \omega R \log |\hat{\mathbf{b}} - \mathbf{z}|, \quad (4.8)$$

where we note that the fast-particle gravitational charge has been decreased by an energy conservation effect of order $\hbar\omega/E$, while the charge of the rescattering graviton is by itself of that order.

Since both replacements — due to incidence angles and rescattering alike — hold for any one of the single hits being considered (as in eq. (4.3)) it follows that eq. (4.4) should be replaced by

$$[\dots] = \frac{e^{2i(\delta_0(b) - \omega R \log |\hat{\mathbf{b}} - \mathbf{z}|)} - e^{2i\delta_0(|\mathbf{b} - \frac{\hbar\omega}{E} b\mathbf{z}|)}}{2i \left[\delta_0(b) - \omega R \log |\hat{\mathbf{b}} - \mathbf{z}| - \delta_0\left(|\mathbf{b} - \frac{\hbar\omega}{E} b\mathbf{z}|\right) \right]} \quad (4.9)$$

where we note the appearance, in the denominator, of the quantity Φ_R introduced in eq. (3.33) multiplied by $2i\omega R$. The first log in Φ_R is due to the incidence angle while the second one is due to rescattering. But since $-\Phi_R$ appears in the numerator if we upgrade $h_s(z)$ to $h_s(\omega, z)$ of eq. (3.33), we simply get:

$$\mathfrak{M} = \sqrt{\alpha_G} \frac{R}{\pi} e^{-2i\phi_\theta} \int \frac{d^2\mathbf{z}}{2\pi} \frac{1}{z^{*2}} \frac{e^{i\omega b\mathbf{z}\cdot\theta}}{2i\omega R} \left(e^{-2i\omega R \log |\hat{\mathbf{b}} - \mathbf{z}|} - e^{-2i\omega R \frac{E}{\hbar\omega} \log |\hat{\mathbf{b}} - \frac{\hbar\omega}{E} \mathbf{z}|} \right), \quad (4.10)$$

which is expressed as the algebraic sum of incidence angle and rescattering effects.

We thus see, by inspection, that since $\Phi_R(\omega, \mathbf{z}) \rightarrow \Phi(\mathbf{z})$ in the small $\hbar\omega/E$ limit, eq. (4.10) reproduces the classical amplitude of ref. [32] with the proper normalization according to our conventions⁵ and helicity $\lambda = -2$,

$$\mathfrak{M}_{\text{class}} = \sqrt{\alpha_G} \frac{R}{\pi} e^{-2i\phi_\theta} \int \frac{d^2\mathbf{z}}{2\pi z^{*2}} \frac{e^{i\omega b\mathbf{z}\cdot(\theta - \Theta_s)}}{2i\omega R} (e^{-2i\omega R\Phi} - 1), \quad (4.11)$$

where $\Theta_s(\mathbf{b}) = -\frac{2R}{b}\hat{\mathbf{b}}$ is, as usual, the fast-particle scattering angle.

We can also express the result (4.10) in a form similar to (4.5):

$$\mathfrak{M} = \sqrt{\alpha_G} \frac{R}{2} e^{-2i\phi_\theta} \int d^2\mathbf{z} h_s(\omega, \mathbf{z}) e^{i\omega b\mathbf{z}\cdot\theta} \int_0^1 d\xi e^{-2i\alpha_G \xi \log |\hat{\mathbf{b}} - \frac{\hbar\omega}{E} \mathbf{z}| - 2i\omega R(1-\xi) \log |\hat{\mathbf{b}} - \mathbf{z}|}, \quad (4.12)$$

⁵ In order to carry out the precise comparison one should keep in mind that $R = 4E_{[32]}$, $\Phi = \frac{1}{8}\Phi_{[32]}$, and that scattering angles are defined with opposite sign conventions.

showing explicitly how, for each value of ξ , the incidence angle effect depends on the evolution up to an incidence angle $\xi\Theta_s$ while rescattering depends on the complementary interval $(1 - \xi)\Theta_s$ of incidence angles.

We can also say that the incidence angle dependence corresponds to the tilt in the fast-particle wave-front noted in [32], so that the rescattering counting is correctly reproduced by the simple overall subtraction in eqs. (4.10) and (4.11). Furthermore, the residual $\hbar\omega/E$ dependence of the improved form (4.10) produces quantum corrections to the classical formula (4.11). It is amazing that the same function Φ_R yields, on the one hand, the extension of the soft field to the small-angle part of region a) and ensures, on the other hand, the rescattering corrections at quantum level.

In the following, we shall concentrate on the analysis of the result (4.5), which provides what we shall call the “geometrical” corrections due to scattering and emission with various incidence angles all over the eikonal evolution. The inclusion of rescattering corrections, leading to the classical result (4.11) and to its quantum corrections (4.10) is deferred to a later work.

4.3 The resummed amplitude and its regimes

The amplitude $2i\mathfrak{M}$ (4.5) is directly normalized as the probability amplitude for the emission of a graviton in a scattering process occurring at impact parameter b . Its interpretation is that of a coherent average of the single-exchange amplitude over scattering angles $\xi\Theta_s = -\xi\frac{2R}{b}\hat{\mathbf{b}}$ ranging from zero to Θ_s .

The final result of our calculation in the “geometrical” approximation and in the Breit frame can also be expressed, more explicitly, in the form

$$\mathfrak{M} = \sqrt{\alpha_G} \frac{R}{\pi} e^{-2i\phi_\theta} \int \frac{d^2z}{2\pi z^{*2}} e^{ibq \cdot z} \frac{\sin(\omega R x)}{\omega R x} \Phi(z), \quad (4.13)$$

where $\Phi(z)$ was defined in eq. (3.34).

In order to understand the ω dependence of eq. (4.13), it is convenient to rescale $z \rightarrow \omega R \tilde{z}$ so as to write

$$\mathfrak{M} = \sqrt{\alpha_G} \frac{R}{\pi} e^{-2i\phi_\theta} \int \frac{d^2\tilde{z}}{2\pi \tilde{z}^{*2}} e^{i\tilde{z} \cdot \frac{2\theta}{|\Theta_s|}} \frac{\sin \tilde{x}}{\tilde{x}} \left(\frac{\tilde{x}}{\omega R} + \log \left| \hat{\mathbf{b}} - \frac{\tilde{z}}{\omega R} \right| \right). \quad (4.14)$$

We can see that there are basically 2 regimes:

1. $\omega R \ll 1$. In this case Φ is dominated by the linear term, except if $\frac{|\tilde{z}|}{\omega R} \simeq \frac{1}{\omega|\theta|b} \ll 1$, in which case $\Phi\left(\frac{\tilde{z}}{\omega R}\right) \simeq \frac{1}{2} \left(\frac{|\tilde{z}|}{\omega R}\right)^2 \cos(2\phi_z)$ which is very small. Therefore, we recover the soft limit in the form

$$\begin{aligned} 2\mathfrak{M} &\simeq \frac{\sqrt{\alpha_G}}{\pi\omega} \frac{1}{2i} \left[e^{2i(\phi_{\theta-\frac{1}{2}\Theta_s}-\phi_\theta)} - e^{2i(\phi_{\theta+\frac{1}{2}\Theta_s}-\phi_\theta)} \right] \Theta(\hbar - |\mathbf{q}|b) \\ &= \frac{\sqrt{\alpha_G}}{\pi\omega} e^{i(\phi_{\theta+\frac{1}{2}\Theta_s}+\phi_{\theta-\frac{1}{2}\Theta_s}-2\phi_\theta)} \left[\frac{|\Theta_s| \sin \phi_{\theta+\frac{1}{2}\Theta_s, b}}{|\theta - \frac{1}{2}\Theta_s|} \right] \Theta(\hbar - |\mathbf{q}|b), \end{aligned} \quad (4.15)$$

where we note the close relationship of $2\mathfrak{M}$ with the soft insertion factor in eq. (3.8), evaluated — in the Breit frame — at scattering angle $\Theta_s(\mathbf{b})$. The second line yields, in square brackets, the singularity-free expression $\sin \phi_{\theta-\frac{1}{2}\Theta_s, \theta+\frac{1}{2}\Theta_s}$ and shows how the coupling $|\Theta_s(\mathbf{b})| = 2R/b$ is recovered. Furthermore, the cutoff $|\mathbf{q}|b < \hbar$ argued on the basis of the Φ -function behaviour is consistent with the $1/(|\mathbf{q}|b)^2$ behaviour of the Regge form of the amplitude (3.23).

2. $\omega R \gtrsim 1$. In this regime, the amplitude starts feeling the decoherence factor $\sim \frac{1}{\omega R}$ due to the ξ -average, which eventually dominates the large frequency spectrum of the energy-emission distribution (4.4) and establishes the key role of R . According to eq. (4.14), resummation effects due to the $\frac{\sin \tilde{x}}{\tilde{x}}$ factor are kinematically small in the region $|\theta_x| \gg |\Theta_s|$ because $x \sim \frac{|\Theta_s|}{|\theta_x|} \ll 1$. Instead, in the region $|\theta_x| \lesssim |\Theta_s|$ they are important and tend to suppress the amplitude for $\omega R > 1$. In order to see how, we anticipate from eq. (4.24) the energy distribution formula

$$\frac{dE^{GW}}{d\omega d\Omega} = \hbar |2\omega\mathfrak{M}|^2 \quad (4.16)$$

so that it is instructive to look at the combination $2\omega\mathfrak{M}$ in the limit $\omega R \gg 1$, in which $x \sim \frac{1}{\omega R}$ is supposed to be small, in order to avoid a higher power decrease.

Since we should have $b\omega\theta_y y \sim b\omega\theta_x x \sim \mathcal{O}(1)$, the condition $x \sim \frac{1}{\omega R}$ leads to a phase space in which $x \ll y \sim \mathcal{O}(1)$ and $\theta_y \sim \frac{1}{b\omega} \ll \theta_x \sim |\Theta_s| = \frac{2R}{b}$. In this region, in the Breit frame, we get the limit

$$2\omega\mathfrak{M} \rightarrow \sqrt{\alpha_G} \int_{-\infty}^{+\infty} \frac{d\tilde{x}}{\pi} e^{i\frac{b}{R}\tilde{x}\theta_x} \frac{\sin \tilde{x}}{\tilde{x}} \int_{-\infty}^{+\infty} \frac{dy}{2\pi y^2} \log(1+y^2) e^{ib\omega\theta_y y}, \quad (4.17)$$

where we have set $\tilde{x} = \omega R x$ and approximated $\Phi(x, y) \rightarrow \Phi(0, y)$.

We thus get a simple, factorized amplitude which — by performing the remaining integrals — has the explicit form

$$2i\omega\mathfrak{M} \rightarrow \sqrt{\alpha_G} \int_1^\infty \frac{d\eta}{\eta^2} e^{-b\omega|\theta_y|\eta} \Theta \left(1 - \frac{b}{R}|\theta_x| \right) \quad (4.18)$$

in both the forward and backward hemispheres.

The above limiting amplitude is strongly collimated around $|\theta_y| \sim \frac{1}{b\omega} \ll \frac{1}{\omega R}$ (by which ϕ_θ is very small), for any $|\theta_x| < |\Theta_s|/2$, that is in the ξ -averaging region. Furthermore, that distribution (confirmed numerically, see fig. 11) comes from the transverse space region $x = 0$, which becomes dominant at large ωR 's.

In fact, we can easily calculate the contribution of (4.17) to the integrated distribution, that is

$$\frac{dE^{GW}}{d\omega} = G_s \Theta_s^2 \frac{4}{3} (1 - \log 2) \frac{1}{\omega R}, \quad (4.19)$$

where the coefficient comes from the θ_y -integral, in agreement with the dominant $\frac{1}{\omega R}$ behaviour of the spectrum to be discussed next.

4.4 Multi-graviton emission and coherent-state operator

So far, we have considered single-graviton emission in the whole angular range. However, the extension to many gravitons by keeping the leading terms in the eikonal sense is pretty easy. For one emitted graviton we have factorized in b -space one active (emitting) exchange out of n in n ways. Similarly for two gravitons we count $n(n-1)$ pairs of active exchanges emitting one graviton each, plus n exchanges which emit two gravitons, and so on. The first ones are independent and provide an exponential series for the single emission amplitudes we have just resummed, the second ones yield correlated emission for a pair of gravitons, and so on.

Resumming the independent emissions yields multiple emission amplitudes which are factorized in terms of the single-emission ones calculated so far. Virtual corrections

are then incorporated by exponentiating both creation ($a_\lambda^\dagger(\vec{q})$) and destruction ($a_\lambda(\vec{q})$) operators of definite helicity λ (normalized to a wave-number δ -function commutator $[a_\lambda(\vec{q}), a_{\lambda'}^\dagger(\vec{q}')] = \hbar^3 \delta^3(\vec{q} - \vec{q}') \delta_{\lambda\lambda'}$), as follows

$$\hat{S} = e^{2i\delta} \exp \left\{ \int \frac{d^3q}{\hbar^3 \sqrt{2\omega}} 2i \left[\sum_\lambda \mathfrak{M}_b^{(\lambda)}(\vec{q}) a_\lambda^\dagger(\vec{q}) + \text{h.c.} \right] \right\}, \quad (4.20)$$

where the helicity amplitude $\mathfrak{M}_b^{(-)}(\vec{q}) = [\mathfrak{M}_b^{(+)}(-\vec{q}, q^3)]^*$ is provided by eq. (4.5) with a proper identification of variables. Since operators associated with opposite helicities commute, the above coherent-state operator is abelian (and thus satisfies the Block-Nordsieck theorem) but describes both helicities, not only the infrared (IR) singular longitudinal polarization.

The S -matrix (4.20) is formally unitary because of the anti-hermitian exponent, but needs a regularization because of the IR divergence mentioned before, due to the large distance behaviour $|h_s(z)| \sim |h(z)| \sim |z|^{-1}$ of the relevant fields. Because of the virtual-real-emission cancellation, the regularization parameter can be taken to be $\Delta\omega$, the experimental frequency resolution (assumed to be much smaller than b^{-1}), whose role will be further discussed in sec. 5. With that proviso, we can now provide the normal ordered form of eq. (4.20) when acting on the initial state, that we identify as the graviton vacuum state $|0\rangle$, as follows:

$$e^{-2i\delta} \hat{S}|0\rangle = \sqrt{P_0} \prod_\lambda \exp \left\{ 2i \int_{\Delta\omega} \frac{d^3q}{\hbar^3 \sqrt{2\omega}} \mathfrak{M}_b^{(\lambda)}(\vec{q}) a_\lambda^\dagger(\vec{q}) \right\} |0\rangle, \quad (4.21)$$

where

$$P_0 = \exp \left\{ -2 \int_{\Delta\omega} \frac{d^3q}{\hbar^3 \omega} \sum_\lambda |\mathfrak{M}_b^{(\lambda)}(\vec{q})|^2 \right\} \quad (4.22)$$

is the no-emission probability, coming from the a, a^\dagger commutators.

Due to the factorized structure of eq. (4.21), it is straightforward to provide the full generating functional of inclusive distributions

$$\mathcal{G}[z_\lambda(\vec{q})] = \exp \left\{ 2 \int_{\Delta\omega} \frac{d^3q}{\hbar^3 \omega} \sum_\lambda |\mathfrak{M}_b^{(\lambda)}(\vec{q})|^2 [z_\lambda(\vec{q}) - 1] \right\} \quad (4.23)$$

as functional of the fugacity $z_\lambda(\vec{q})$.

In particular, the unpolarized energy emission distribution in the solid angle Ω and its multiplicity density are given by

$$\frac{dE^{\text{GW}}}{d\omega d\Omega} = \hbar\omega \frac{dN}{d\omega d\Omega} = \hbar\omega^2 \sum_\lambda \left. \frac{\delta\mathcal{G}}{\delta z_\lambda(\vec{q})} \right|_{z_\lambda=1} = 2\omega^2 \hbar \sum_\lambda |\mathfrak{M}_b^{(\lambda)}(\vec{q})|^2. \quad (4.24)$$

Both quantities will be discussed in the next section.

5 The angular/frequency spectrum

5.1 Energy emission and multiplicity distributions

Starting from the soft/Regge emission amplitude in eq. (4.13) we obtain, by eq. (4.24), the multiplicity distribution in either jet J ($J = 1, 2$, $z \equiv x + iy$, $x \equiv \mathbf{z} \cdot \hat{\mathbf{b}}$):

$$\left. \frac{\omega dN}{d\omega d^2\boldsymbol{\theta}} \right|_J = \alpha_G \frac{(\omega R)^2}{2\pi^2} \left[\left| \int \frac{d^2\mathbf{z}}{\pi z^{*2}} e^{i\omega\mathbf{z}\cdot\boldsymbol{\theta}} \frac{\sin \omega R x}{\omega R x} \Phi(\mathbf{z}) \right|^2 + (\boldsymbol{\theta} \rightarrow -\boldsymbol{\theta}) \right]_J, \quad (5.1)$$

where the helicity sum provides the additional $\boldsymbol{\theta} \rightarrow -\boldsymbol{\theta}$ contribution, equivalent to a factor of 2 after angular integration. It is convenient to look first at the qualitative properties of the frequency dependence integrated over angles, by distinguishing the two regimes pointed out before.

i) $\omega R \ll 1$. This is the infrared singular region originally looked at by Weinberg. The angular integration in jet 1 involves the two-dimensional vector $\mathbf{q} = \hbar\omega\boldsymbol{\theta}$ and the amplitude is dominated by its leading form (4.15). If $b|\mathbf{q}|/\hbar \ll \omega R$ ($|\boldsymbol{\theta}| \ll \Theta_s = 2R/b$) the amplitude is ϕ -dependent, but is independent of $|\boldsymbol{\theta}|$ because of the cancellation of the collinear singularities due to the helicity conservation zero, which has been extended to the whole region $|\boldsymbol{\theta}| < \Theta_s$ by our method. Therefore, the distribution acquires the form $\sim \text{const} \frac{d^2\boldsymbol{\theta}}{\Theta_s^2} \Theta(\Theta_s - |\boldsymbol{\theta}|)$ which effectively cuts-off the $b\mathbf{q}$ integration at $b|\mathbf{q}|/\hbar \geq \omega R$.

If instead $\omega R < b|\mathbf{q}|/\hbar < b\omega$ we enter the intermediate angular region $\Theta_s < |\boldsymbol{\theta}| < 1$ where (3.35) agrees with the basic form $\sim \frac{\sin\phi\boldsymbol{\theta}}{b|\mathbf{q}|}$ of (3.14) already noticed in [6], so that the integrated distribution is of type

$$\frac{\omega dN}{d\omega} = \alpha_G \frac{2}{\pi} \Theta_s^2 \left(\int_{R/b}^1 \frac{d^2\boldsymbol{\theta}}{\pi\boldsymbol{\theta}^2} \sin^2\phi_{b\mathbf{q}} + \text{const} \right) = \alpha_G \frac{2}{\pi} \Theta_s^2 \left(\log \frac{2}{\Theta_s} + \text{const} \right). \quad (5.2)$$

More precisely, by eq. (4.15), we get for the energy-emission distribution

$$\begin{aligned} \frac{dE^{\text{GW}}}{d\omega} &\equiv \hbar\omega \frac{dN}{d\omega} = \frac{G_s}{\pi} \Theta_s^2 2 \int_0^1 |\boldsymbol{\theta}| d|\boldsymbol{\theta}| \int_0^{2\pi} \frac{d\phi}{2\pi} \frac{\sin^2\phi_{\boldsymbol{\theta}b}}{|\boldsymbol{\theta} - \Theta_s|^2} \Theta(1 - b\omega|\boldsymbol{\theta}|) \\ &\simeq \frac{G_s}{\pi} \Theta_s^2 \left[2 \log \min \left(\frac{b}{R}, \frac{1}{\omega R} \right) + \text{const} \right], \end{aligned} \quad (5.3)$$

where we have changed variables $\boldsymbol{\theta} + \frac{1}{2}\Theta_s \rightarrow \boldsymbol{\theta}$, integrated on both jets, and used the cutoff $b\omega|\boldsymbol{\theta}| < 1$ due to the large $b|\mathbf{q}|$ suppression.

We thus find that the typical infra-red distribution $d\omega/\omega$ is kept only in the tiny region $\omega < b^{-1}$, with a rapidity plateau in the range $|y| < Y_s = \log(2/\Theta_s) = \log(b/R)$, much restricted w.r.t. the full rapidity $Y = 2 \log(Eb/\hbar) \sim \log s$ available in the single H-diagram evaluation. On the other hand, the corresponding small- ω number density $(G_s/\pi\hbar)\Theta_s^2$ agrees with that used in [6] for the calculation of the 2-loop eikonal and with the zero-frequency limit (ZFL) of [39, 27].

ii) $1 < \omega R < (Gs/\hbar)$. In this region we think it is tenable to assume the completeness of the \mathbf{q} states, so that the spectrum, integrated over $d^2(\omega\boldsymbol{\theta})$ of eq. (5.1) and on both jets, is obtained by the Parseval identity in the form

$$\frac{dE^{\text{GW}}}{d\omega} = \hbar\omega \frac{dN}{d\omega} = 2G_s \frac{\Theta_s^2}{\pi} \int \frac{d^2\mathbf{z}}{\pi|z|^4} \left(\frac{\sin \omega R x}{\omega R x} \right)^2 |\Phi(\mathbf{z})|^2. \quad (5.4)$$

We note the typical IR behaviour $d\omega/\omega$ of the number density which is present in this formulation also, and we also note the less typical $\tilde{x} \equiv \omega R x$ -dependence $\left(\frac{\sin \tilde{x}}{\tilde{x}}\right)^2$ due to the coherent average over initial directions (4.6), occurring in the Fourier transform of the resummed field (4.7), which essentially acts as a cutoff $\Theta(1 - \omega R|x|)$. Its action is ωR -dependent and cuts off large values of $|x|$ for $\omega R \ll 1$ and reduces the integration to small ones for $\omega R \gg 1$.

In particular, for $\omega R \gg 1$, the emitted-energy spectrum is considerably suppressed by our treatment of the collinear region, w.r.t. naïve H-diagram expectations. We get in fact from eq. (5.4) for the emitted energy fraction

$$\frac{dE^{\text{GW}}}{\sqrt{s} d\omega} = \frac{\hbar\omega}{\sqrt{s}} \frac{dN}{d\omega} = R\Theta_s^2 \frac{1}{\pi} \int \frac{dx dy}{\pi(x^2 + y^2)^2} \left(\frac{\sin(\omega R x)}{\omega R x} \right)^2 \left(x + \frac{1}{2} \log[(1-x)^2 + y^2] \right)^2. \quad (5.5)$$

We see that the spectrum is decreasing like $1/(\omega R)^2$ for any fixed value of x , in front of an integral which is linearly divergent for $x \rightarrow 0$. This means effectively a $1/(\omega R)$ spectrum. More precisely by integrating the averaging factor in the small- x region we get, for $\omega R \gg 1$, the factor

$$\int_{|x|<1} \frac{dx}{\pi} \left(\frac{\sin(\omega R x)}{\omega R x} \right)^2 \simeq \int_{|x|<1} \frac{dx}{\pi} \frac{\sin(2\omega R x)}{\omega R x} \simeq \frac{1}{\omega R} \quad (5.6)$$

in front of the coefficient

$$\frac{1}{4} \int_{-\infty}^{+\infty} \frac{dy}{y^4} \log^2(1 + y^2) = \frac{2}{3} \pi (1 - \log 2), \quad (5.7)$$

thus obtaining the asymptotic spectrum

$$\frac{dE^{\text{GW}}}{\sqrt{s} d\omega} \simeq \frac{2}{3} (1 - \log 2) R \Theta_s^2 \frac{1}{\omega R} \quad (\omega R \gg 1). \quad (5.8)$$

Therefore, the total emitted energy fraction up to frequency ω_M is given by

$$\frac{E^{\text{GW}}}{\sqrt{s}} = \Theta_s(b)^2 \left[\frac{2}{3} (1 - \log 2) \log(\omega_M R) + \dots \right] \quad (5.9)$$

in agreement with the preliminary estimate (4.19), and is small, of order Θ_s^2 , up to a logarithm of ω_M .

It is important to note that such results follow from eq. (5.4) which is independent of \hbar , and should therefore have a direct classical interpretation. Indeed, the classical expression of [32] — which is here obtained by including rescattering corrections (sec. 4.2) — has by eq. (4.11) the form

$$\frac{dE_{\text{class}}^{\text{GW}}}{d\omega} = 2G_s \frac{\Theta_s^2}{\pi} \int \frac{d^2 \mathbf{z}}{\pi |z|^4} \left(\frac{\sin \omega R \Phi(\mathbf{z})}{\omega R} \right)^2, \quad (5.10)$$

which differs from (5.4) because $\omega R \Phi(\mathbf{z})$ occurs in exponentiated form. At small $\omega R \ll 1$ the two results are essentially equivalent. On the other hand, the large ωR behaviour of (5.10) is provided by the whole small $|z|$ region when $\Phi \simeq -\frac{1}{2}|z|^2 \cos(2\phi)$, to yield the result

$$\frac{dE_{\text{class}}^{\text{GW}}}{d\omega} \simeq \frac{\sqrt{s} \Theta_s^2}{2\pi \omega} \int_0^{2\pi} \frac{d\phi'}{2\pi} \int_0^\infty \frac{d\xi}{\xi^2} [1 - \cos(\xi \cos \phi')] = \frac{\sqrt{s} \Theta_s^2}{2\pi \omega}. \quad (5.11)$$

The latter is in agreement with the $1/\omega$ behaviour of eq. (5.8) but with a slightly different coefficient $(2\pi)^{-1} \simeq 0.16$ instead of $(2/3)(1 - \log 2) \simeq 0.20$. We conclude that rescattering effects are somewhat important at large ωR , but do not change the qualitative $1/\omega R$ behaviour of the spectrum.

A related important question is whether the emitted energy fraction (5.9) is limited by the quantum energy bound $\omega_M < E/\hbar$ only, or instead should be cutoff at purely classical level. In such a case we would expect that the ωR distribution is further suppressed by higher order contributions to the Riemann tensor, yielding e.g. a $(\omega R)^{-2}$ behaviour, or higher. An argument in favour of the classical cutoff, advocated in ref. [32], is detailed in app. D.

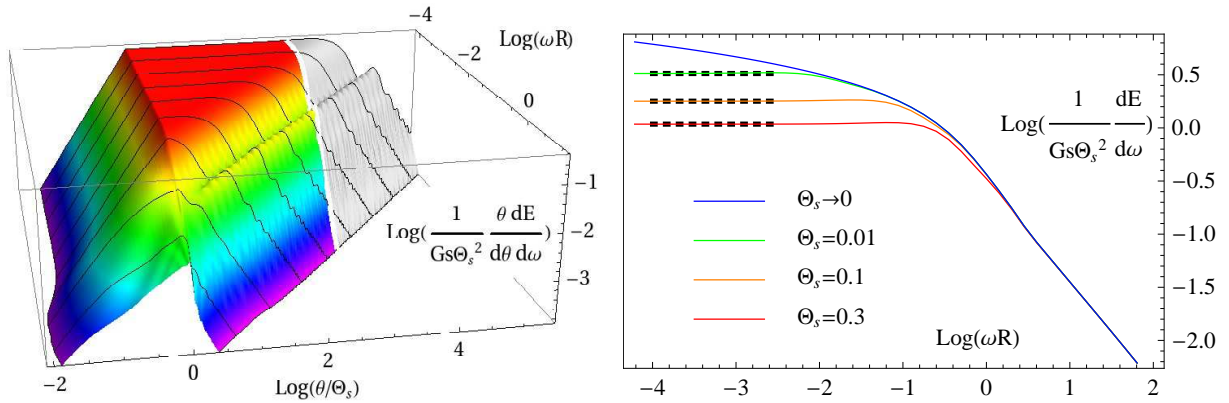


Figure 9: a) [left]: *Azimuthally integrated spectrum vs. ωR and θ/Θ_s . The shaded region on the right is excluded by the kinematic bound $\theta < 1$ (for the choice $\Theta_s = 10^{-3}$).*

b) [right]: *Frequency spectrum of gravitational radiation for various values of Θ_s . For each $\Theta_s > 0$ the ZFL value $\frac{2}{\pi} \log(1.65/\Theta_s)$ is obtained (dashed lines).*

5.2 Frequency and angular dependence

In this section we present plots of the resummed amplitude and of the corresponding radiated energy distribution obtained by numerical evaluation. In this way, besides verifying the asymptotic behaviours derived in sec. 4.3 and 5.1, we can visualize the shape of such quantities in the transition region $\omega R \sim 1$. Furthermore, we can also study the angular distribution of radiation and notice very peculiar features.

Our first task is to rewrite the resummed amplitude \mathfrak{M} given in eq. (4.5) by means of a representation with the lowest number of integrals, having good convergence properties. It is possible to integrate the last line of eq. (4.5) in d^2z and to express the result in terms of the special function

$$\mathcal{F}(z) \equiv \int_0^\infty d\eta e^{-\eta} \frac{\eta}{z + \eta} = 1 - ze^z E_1(z), \quad (5.12)$$

strictly related to the exponential integral (and to the incomplete gamma-function) $E_1(z) = \Gamma(0, z)$. We are thus left with a compact one-dimensional integral over ξ

$$\mathfrak{M} = \sqrt{\alpha_G} \frac{R}{2\pi} e^{-2i\phi_\theta} \int_{\xi_{\min}}^{\xi_{\max}} d\xi \frac{w}{w^*} e^{iw^*} \text{Im} \left[\frac{e^{iw}}{w} \mathcal{F}(-iw) \right], \quad w \equiv \omega R \left(\frac{\theta}{\Theta_s} - \xi \right), \quad (5.13)$$

where $[\xi_{\min}, \xi_{\max}]$ is $[0, 1]$ in the lab frame and $[-1/2, 1/2]$ in the Breit frame. The singularity at $w = 0$, i.e., $\xi = \theta/\Theta_s$, is harmless, being integrable. From the previous expression it is clear that, apart from the prefactor $\sqrt{\alpha_G} R$, \mathfrak{M} depends only on ωR , $|\theta/\Theta_s|$ and ϕ_θ .

5.2.1 Energy spectrum

Let us start by displaying the main features of the gravitational wave spectrum of eq. (4.24) in the “geometrical” approximation of eqs. (4.13) and (5.4). In fig. 9.a we plot (in log scale) the differential emitted energy w.r.t. ωR and $|\theta/\Theta_s|$ (i.e., after integration over the azimuthal angle ϕ).

Fig. 9.a shows very clearly that the spectrum is dominated by a flat plateau (where kinematically accessible) whose shape can be easily explained as follows. The spectrum falls on the left ($\theta < \Theta_s$) because of phase space and of the absence of collinear singularities. It also falls on the right when $\omega R = bq\Theta_s/\theta > \Theta_s/\theta$, since then $bq > 1$ (see eq. (4.15)). The last limitation (shaded region on the right) is due to the trivial kinematic

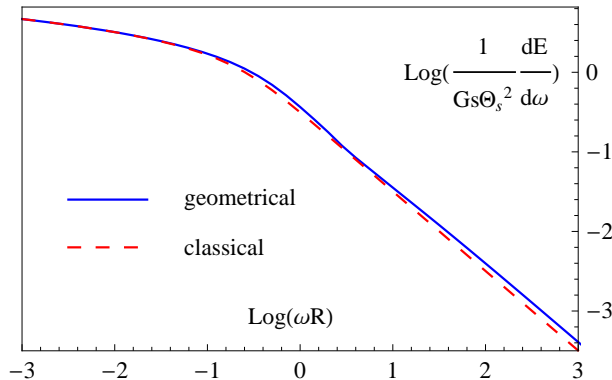


Figure 10: Comparison of the universal limit of our energy spectrum in the “geometrical” approximation (solid blue) with the classical result of ref. [32] (dashed red).

bound $\theta < 1$. As a result, for fixed $\omega R < 1$ the length of plateau in $\log \theta$ is $\log(1/\omega R)$ while it disappears completely for $\omega R > 1$.

This is the reason why the spectrum in ω shown in fig. 9.b (obtained by a further integration over the polar angle $|\theta|$ and summing the contributions of the two hemispheres) shows two very distinct regimes:

(i) $\omega R \ll 1$. In this regime the amplitude is well approximated by eq. (5.3). We see that the really infrared regime holds only in the tiny region $\omega < 1/b \iff \omega R < \Theta_s$, with a rapidity plateau up to $|y| < Y_s \equiv \log(b/R)$ (in fig. 9.a this are the deepest horizontal sections of the plateau which are limited on the right by the shaded region). Such rapidity plateau is much smaller than $Y = \log(Eb/\hbar)$, the rapidity range available in the single H-diagram emission. Correspondingly, the energy spectrum is flat, as one can see on the leftmost part of fig. 9.b for the lines with non vanishing Θ_s . On the other hand, here the small- ω number density in rapidity, $(Gs/\pi)\Theta_s^2$, agrees with the one used in [6] and with the zero-frequency limit (ZFL) of [39, 27]. For larger values of ωR , as already noticed, the length of the horizontal sections of the plateau decreases, therefore we observe a logarithmic decrease of the energy spectrum for $\omega R \lesssim 1$.

(ii) $1 < \omega R < \omega_M R$. That is the most interesting region of the spectrum, which in fig. 9.b exhibits the large ωR decrease $\sim 1/\omega R$, in perfect agreement with eq. (5.8). This feature originates from graviton emission all along the eikonal chain, summarized in the resummation factor (4.6), which contains the effective coupling ωR and yields the decoherence effect for large ωR values which is exhibited in fig. 9.b.

It is important to note that curves for various values of Θ_s (and thus of b) yield different ZFL’s, as expected, but then coalesce in a common curve for $\omega \gtrsim 1/b$, the blue curve in fig. 9.b, which is therefore universal and corresponds to eq. (5.4).

It is interesting to compare (fig. 10) the blue curve of fig. 9.b of our “geometrical” approach with the classical counterpart of ref. [32] in eq. (5.10). We can see that the agreement is pretty good, even if the difference starts being important at large ωR values, suggesting that rescattering corrections (not included in eq. (5.4)) and perhaps also quantum effects should be better evaluated in this region. For instance, the upper limit ω_M quoted here, which occurs in the total emitted-energy fraction (5.9), is provided in any case by phase space, i.e., by the quantum frequency E/\hbar . But it is likely that, as advocated in ref. [32] and illustrated in app. D, the classical theory will provide by itself a physical cutoff, of order $\omega_M \sim R^{-1}\Theta_s^{-2}$.

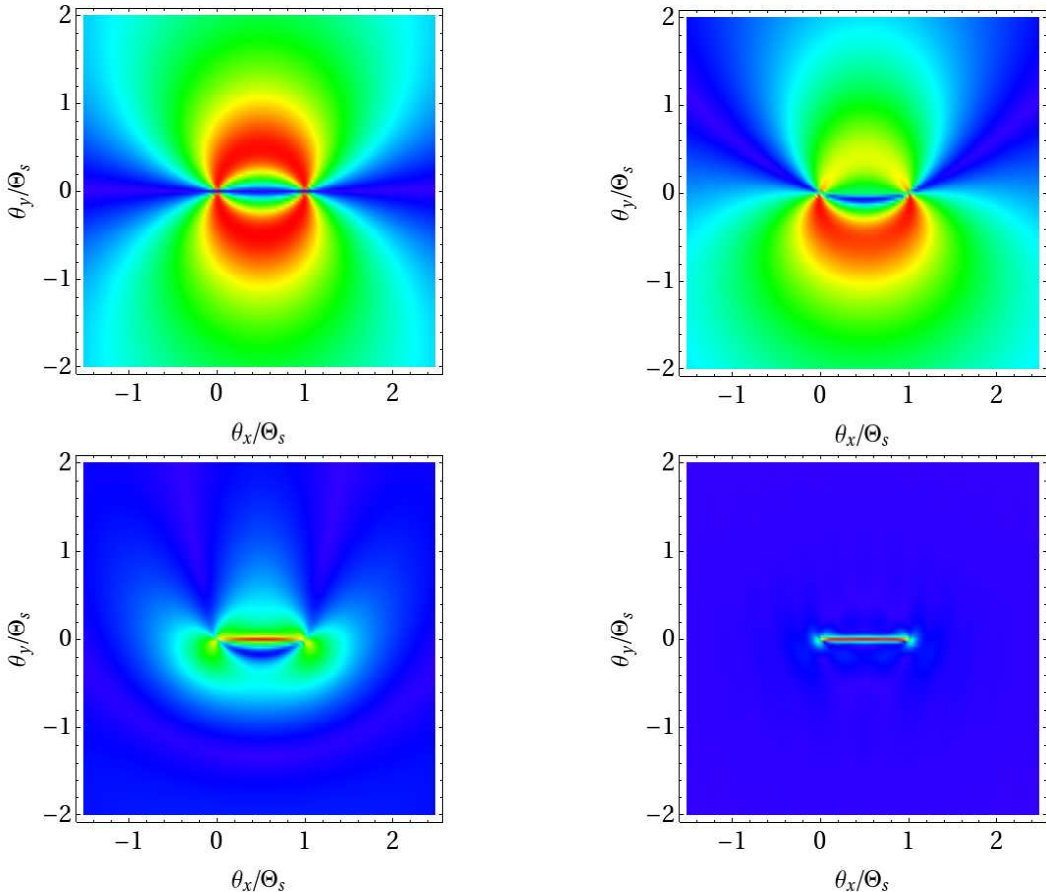


Figure 11: Modulus of the resummed amplitude $|\mathfrak{M}|$ vs. transverse direction $\boldsymbol{\theta}$, normalized to unit Θ_s , for 4 values of ωR . From left to right, top to bottom: $\omega R = 0.001, 0.125, 1, 8$. The increase of $|\mathfrak{M}|$ from 0 to its maximum (for each plot) is represented by colours ranging from blue to red.

5.2.2 Angular distributions

In order to have a picture of the full angular distribution of the radiation at various frequencies, in fig. 11 we plot $|\mathfrak{M}|$ in the $\langle \theta_x/\Theta_s, \theta_y/\Theta_s \rangle$ -plane for some values of ωR ; the maximum values of $|\mathfrak{M}|$ are attained in the red regions, while vanishing values of the amplitude are shown in blue.

We see that for $\omega R \ll 1$ the emission is symmetric w.r.t. the symmetry axes of the process, and is spread in a rather wide region around the particles' directions, in particular at $|\phi_\theta| \simeq \pi/2$, in agreement with the $\sin \phi_q$ dependence of eq. (4.15). Moving to larger values of $\omega R \sim 1$ the helicity amplitude shows an asymmetry w.r.t. the x -axis. The symmetry is restored by the symmetrical behaviour of the amplitude with opposite helicity. We note also a progressive shrinkage of the emission in the region close to the particles' directions. At large values of $\omega R \gg 1$ the effective support of the amplitude is just a thin strip around the interval $\theta \in [0, \Theta_s]$ whose width decreases as $1/(\omega R)$, also in this case in agreement with the analytic estimate (4.18).

A more quantitative graphical representation of the azimuthal dependence of the amplitude is shown in fig. 12, where we fix the polar angle $|\theta| = \frac{1}{2}|\Theta_s|$ and plot, for various values of ωR , the amplitude versus ϕ_θ , rescaled by ωR . At small $\omega R \ll 1$ (dotted green curve) we see the expected $|\sin \phi_q|$ behaviour of eq. (4.15) (it becomes exactly $|\sin \phi_\theta|$ for $|\theta|$ much larger or much smaller than $|\Theta_s|$). At intermediate $\omega R \sim 1$ (dashed blue curve) the asymmetry in ϕ_θ is evident, and the enhancement around $\phi_\theta \simeq 0$ starts taking place.

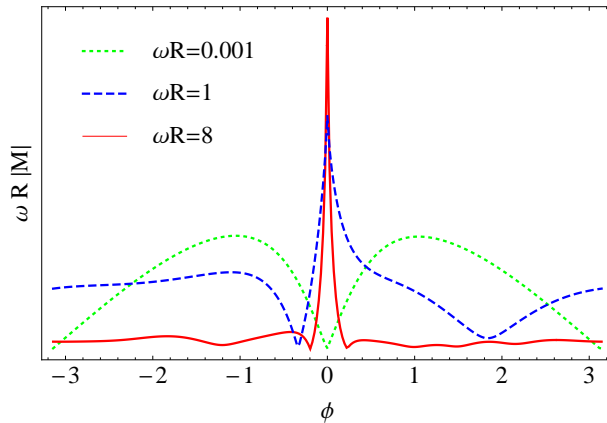


Figure 12: *Azimuthal dependence of the rescaled resummed amplitude $\omega R|\mathfrak{M}|$ (in arbitrary units) for $|\theta| = \frac{1}{2}|\Theta_s|$ and for three values of ωR .*

At large $\omega R \gg 1$ (solid red curve) the amplitude shows a narrow peak at $\phi_\theta = 0$, whose width and height are inversely proportional to ωR . At finite $\phi_\theta \neq 0$, the amplitude is more and more suppressed with increasing ωR , according to eq. (4.18).

On one hand, the presence of such narrow peak (which becomes of constant height after multiplication by ω , see eq. (4.16)) explains the $(\omega R)^{-1}$ decrease of the radiated energy. On the other hand, it suggests that the radiation is sort of more and more confined along the trajectories of the fast particles with increasing $R \propto \sqrt{s}$, at fixed b and ω .

5.3 Absorptive part and resummation effects

We are now in a position to discuss the total emission multiplicity which is related to the imaginary part of the resummed scattering amplitude

$$\langle N \rangle_{\Theta_s} = \int_{\Delta\omega} \frac{dN}{d\omega} d\omega = 4\text{Im} \delta_{\text{res}}(\alpha_G, \Theta_s) \quad (5.14)$$

and is also related to the no-emission probability $P_0 = e^{-\langle N \rangle_{\Theta_s}}$ of eq. (4.22). According to eq. (4.6) its general expression is ($\Delta\omega = \mathcal{O}(b^{-1})$)

$$4\text{Im} \delta_{\text{res}}(\alpha_G, \Theta_s) = \alpha_G \Theta_s^2(b) \frac{2}{\pi} \int_{\Delta\omega}^{E/\hbar} \frac{d\omega}{\omega} \frac{d^2z}{\pi|z|^4} \Phi^2(z) \left(\frac{\sin \alpha_G \log \left| \hat{\mathbf{b}} - \frac{\hbar\omega}{E} \mathbf{z} \right|}{\alpha_G \log \left| \hat{\mathbf{b}} - \frac{\hbar\omega}{E} \mathbf{z} \right|} \right)^2$$

$$\stackrel{\alpha_G \gg 1}{\simeq} \alpha_G \Theta_s^2(b) \frac{2}{\pi} \int_{\Delta\omega}^{E/\hbar} \frac{d\omega}{\omega} \frac{d^2z}{\pi|z|^4} \Phi^2(z) \frac{\sin^2 \omega R x}{(\omega R x)^2}, \quad (5.15)$$

where we have assumed $\Delta\omega = \mathcal{O}(b^{-1})$ in order to have a reliable completeness of the \mathbf{q} states.

In the first line of (5.15) we have made use of the general expression (4.6) of the resummed field valid for any α_G , while in the second line we have considered the transplanckian limit $\alpha_G \gg 1$, ωR fixed, which is the main interest of the present paper. Such two forms show very clearly that the estimate (5.15) for α_G moderate to small is substantially different from the one in the transplanckian limit. In the first regime the resummation factor is a power series in α_G , starting from 1 for $\alpha_G \rightarrow 0$, limit in which (5.15) yields just the H-diagram result called $4\text{Im} \delta_2$ in [6]. As a consequence the ω values can go up to $\omega \sim E/\hbar$ yielding a relatively large emitted energy and showing the $\sim \log s$ dependence in rapidity used by ACV [6] to hint at the real part of the amplitude from a dispersion

relation. Furthermore, due to the logarithmic ω -dependence of the resummation factor, the large- ω phase space is modified rather slowly by varying the α_G value, thus suggesting an intermediate regime where the real part could be calculated also.

On the other hand in the transplanckian regime ($\alpha_G \gg 1$, ωR fixed) of the present paper, the second line of (5.15) shows that values of $\omega \gtrsim \mathcal{O}(R^{-1})$ are substantially suppressed, thus leading to the reduced rapidity $Y_s = 2 \log(b/R)$ mentioned before, to the subsequent resolution of the energy crisis and to the emergence of our Hawking-like radiation, which represents the main result of our investigation.

More precisely, in order to take into account arbitrarily small values of $\Delta\omega$ in the transplanckian case, we distinguish the soft and large-frequency contributions as in sec. 5.1 by writing, to logarithmic accuracy,

$$4\text{Im } \delta_{\text{res}}(\Theta_s) = \frac{2\alpha_G}{\pi} \Theta_s^2 \left[\int_{\Delta\omega}^{1/R} \frac{d\omega}{\omega} \log \min\left(\frac{b}{R}, \frac{1}{\omega R}\right) + \int \frac{d^2\mathbf{z}}{\pi|\mathbf{z}|^4} \Phi^2(\mathbf{z}) \int_{|x|}^{\infty} \frac{d\tilde{x}}{\tilde{x}} \frac{\sin^2 \tilde{x}}{\tilde{x}^2} \right] \\ \simeq \frac{2\alpha_G}{\pi} \Theta_s^2 \left(\log \frac{b}{R} \log \frac{1}{\sqrt{Rb\Delta\omega}} + Y_{>} \right). \quad (5.16)$$

We see that the large frequency integral ($\omega > R^{-1}$) yields just a R -independent constant rapidity $Y_{>} \simeq 0.56$, while the soft one is determined by the reduced rapidity $Y_s = \log(b/R)$, with the physical consequences mentioned before. The phase space for the left part will eventually disappear with increasing R . This suggests that in the extreme energy (and large angle) limit, the total emission multiplicity will become just proportional to α_G with a coefficient of which eq. (5.16) provides a provisional estimate.

5.4 Towards large-angle resummation

It is of obvious interest to try to extend the radiation treatment presented here to the extreme energy region $R \sim b$ where the scattering angle $\Theta_s(b)$ becomes of order unity or larger, and a classical gravitational collapse may take place. By following the path led by [13] and mentioned before, we encounter two kinds of effects: (i) those due to the evaluation of the elastic eikonal function $\delta \sim \alpha_G f(R^2/b^2, l_P^2/b^2)$, which becomes a strong-coupling series showing perhaps some critical singularity at $b = R$, as in the reduced-action model [7]; and (ii) those arising from the ξ -averaging, that is the coherent sum of δ -exchange emissions at the radiation level that we have just emphasized for $\delta = \delta_0$ as the origin of the key role of R in the energy emission spectrum.

By focusing on the second kind of effects, we may consider the first one as simply the source of some structure in $\delta(b)$ and in the related semiclassical trajectories [9] that will show up in the ξ -averaging also. Therefore, the new features of elastic scattering in the strong coupling regime for $R \sim b$ will provide new effects at the radiation level. A nice picture of the present situation is exhibited in fig. 11.d, in which the frequencies $\omega > 1/R$ send a last signal before being suppressed. This supposedly essential message emphasizes the present span $2R/b$ of the incidence angles ξ^{Θ_s} , and the impact-parameter direction \hat{b} . Both parameters are expected to change with increasing R , because the semiclassical trajectory is likely to approach a quasi-bound shape and the question is how much that change will affect, by the ξ -averaging, the emerging radiation.

To provide an example, the impact parameter direction \hat{b} is expected to rotate by following the trajectory during time-evolution, and thus it is possible (though not obvious) that the \hat{x} and \hat{y} directions will be mixed by the ξ -averaging. If that is the case, the y variable will be, on the average, proportional to x and, as a consequence, the modulation function $\Phi(\mathbf{z})$ will be small and of order $|\mathbf{z}|^2$, thus acquiring a cylindrical symmetry and

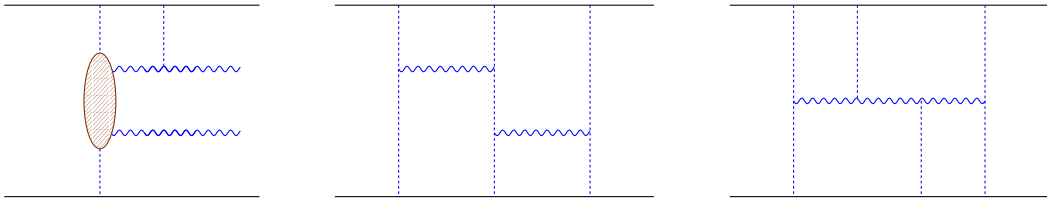


Figure 13: *Subleading effective diagrams representing: a) two-graviton correlations; b) multi- H diagrams; c) rescattering corrections.*

implying that the distribution (5.5) is of type $1/(\omega R)^2$ (and not $1/(\omega R)$). That behaviour would yield a faster suppression when approaching $R \sim b$ and would automatically provide a cutoff in the energy fraction (5.9).

It is of course important to establish whether such a sizeable change of the emerging radiation will really occur or not. This is nontrivial, however, because it requires a formal description of the ξ -averaging for higher orders in the δ -exchange emission also. It would appear, though, that looking at the ξ -averaging by keeping the semiclassical trajectory standpoint may produce some changes, but smooth ones, with no real hints of information loss.

If we now switch to the full quantum level, it is clear that — besides modifying the ξ -averaging by single- δ emission — we have to modify multiple emission also by introducing correlations in the coherent state (4.20) by the procedure of sec. 4.4. The simplest one concerns the 2-graviton emission amplitude at order $G^3 s^2$, an example of which is given in the diagram of fig. 13.a, which introduces quadratic terms $\sim a^2, a^{\dagger 2}$ in the exponent of (4.20). At the same time such a diagram occurs in the corrections to the elastic eikonal exemplified in fig. 13.b,c, which contain further powers of s because of s -channel iteration, and are thus of second order in the effective coupling R^2/b^2 . The calculation of 13.a can be devised by following the lines of sec. 3 in the various soft and Regge regions, so as to evaluate the correlation term.

Upgrading the present method to include the steps just described looks therefore within reach. It may shed light on the existence of a large ω_M cutoff, of possibly (higher-order) classical origin or quantum mechanical one. Going much further however seems very hard, because treating both polarizations at higher orders of the effective-action expansion is a fully two-dimensional problem, unlike the reduced action model with one polarization in the axisymmetric case investigated in [13]. We nevertheless hope that, even just at the next order, the present approach may provide us with some global insight on the interplay of radiation and scattering in the strong-coupling regime.

6 Summary and perspectives

We have investigated, in this paper, the peculiar features of the graviton radiation associated to gravitational particle scattering at energies much larger than the Planck mass. That scattering, at small deflection angles, is described by a semiclassical S -matrix in \mathbf{b} -space, which exponentiates the eikonal function $\delta(\mathbf{b})$, of order $\alpha_G \equiv Gs/\hbar \gg 1$ and expressed as a power series in R^2/b^2 , $R \gg l_P$ being the gravitational radius of the system (sec. 2).

We find here that the ensuing radiation is expressed as a superposition of a large number $\sim \alpha_G$ of single-hit emission processes, each one being derived in a high-energy form which unifies the soft and Regge limits in the whole angular range (sec. 3). Combining the large emission number ($Gs/\hbar \gg 1$) with the relatively small emitted energy

($\hbar\omega/E \ll 1$) produces in the emission amplitudes the effective coupling ωR which tunes the resulting spectrum on the inverse gravitational radius (sec. 4). For that reason the emerging radiation is Hawking-like — that is with characteristic energies $\sim \hbar/R$ which decrease for increasing input energies, even in the small-deflection angle regime in which the S -matrix is explicitly unitary. In fact, as a consequence of coherence effects in the superposition just mentioned, our unified amplitudes are found to have a surprisingly simple interference pattern in ωR , suppressing large frequencies $\omega \gg 1/R$ and reducing the radiated energy fraction to order Θ_s^2 (sec. 5).

Finally, we generalize the (quantum) factorization method of single-hit emissions to include rescatterings of the emitted graviton and to resum them (sec. 4.2). The ensuing emission amplitude neatly agrees with ref. [32] in the classical limit and also includes the mentioned quantum effects in a simple and elegant way, thus calling for further investigation in the near future.

The ultimate goal of our thought experiment beyond the Planck scale is actually to reach large scattering angles and the extreme-energy region $R \gtrsim b$ where a classical gravitational collapse may take place. Amati, Ciafaloni and Veneziano proceeded a long way towards that goal from the scattering amplitude stand point in the reduced action model [13, 23]. In such truncated model they found that the S -Matrix, as functional of the UV-safe solutions, shows an impact parameter singularity in the classical collapse region, thus causing a unitarity deficit that they were unable to circumvent by lack of information on the associated radiation (and on short distances).

We stress the point that, from the radiation point of view, we are better off with the method presented here. In fact, we have just summarized two steps: the first one yields the emission amplitudes for the single-hit process of δ_0 -exchange (and corrections thereof in $\delta(b)$, sec. 5.4), the second one performs their superposition all along the eikonal deflection, with its interference pattern. The latter may in turn feed back on higher order corrections to the scattering amplitude itself. Therefore, by applying the present method to an improved eikonal function, we could possibly provide the radiation features given those of scattering and vice versa, by thus estimating the exchange of information between them. We hope on this basis, to be able to approach the classical collapse region in a smoother way, and to test in a more direct way the features to be expected from a unitary evolution of the system.

Appendices

A Physical projections of the Weinberg and Lipatov currents

In this section we calculate the explicit projections of the Weinberg and Lipatov currents over physical helicity states, proving in particular eqs. (3.4), (3.18) and (3.21), the transformation law (3.15), and the symmetry relations (3.10), (3.48).

We shall work in the gauges specified in eqs. (3.2) and (3.3) which differ from the one used in [6, 13] because the gauge vector ϵ_L^μ has the subtraction $-q^\mu/|\mathbf{q}|$ ($q^\mu/|\mathbf{q}|$) in the forward (backward) emission case. Such subtraction is allowed by current conservation⁶ and is devised to suppress the longitudinal projections of external momenta in jet 2 (jet

⁶The Lipatov current is exactly conserved, while the Weinberg current is conserved up to corrections of order $\mathcal{O}(\omega/E)$ which we neglect throughout the paper.

1) which are oppositely directed. For a generic tensor current $J_{\mu\nu}$ we define

$$J_{\pm} \equiv J_{\mu\nu} \epsilon_{\mp}^{\mu\nu} = \frac{1}{2} J_{\mu\nu} \epsilon_{\mp}^{\mu} \epsilon_{\mp}^{\nu}, \quad J_- \equiv \frac{J}{\sqrt{2}}, \quad J_+ \equiv \frac{J^*}{\sqrt{2}} \quad (\text{A.1})$$

in terms of the basic complex vectors (note the nonstandard normalization $\epsilon_+ \cdot \epsilon_- = -2$)

$$\epsilon_{\pm}^{\mu} = \epsilon_T^{\mu} \pm i \epsilon_L^{\mu} = \left(\mp i \frac{|\boldsymbol{\theta}|}{1 + \sqrt{1 - |\boldsymbol{\theta}|^2}}, \mp i e^{\mp i \phi_{\boldsymbol{\theta}}}, e^{\mp i \phi_{\boldsymbol{\theta}}}, \pm i \frac{|\boldsymbol{\theta}|}{1 + \sqrt{1 - |\boldsymbol{\theta}|^2}} \right), \quad (\text{A.2})$$

in the forward jet, where we have $q^3 = \omega \sqrt{1 - |\boldsymbol{\theta}|^2} > 0$, and

$$\tilde{\epsilon}_{\pm}^{\mu} = \epsilon_T^{\mu} \pm i \tilde{\epsilon}_L^{\mu} = \left(\pm i \frac{|\boldsymbol{\theta}|}{1 + \sqrt{1 - |\boldsymbol{\theta}|^2}}, \pm i e^{\pm i \phi_{\boldsymbol{\theta}}}, e^{\pm i \phi_{\boldsymbol{\theta}}}, \pm i \frac{|\boldsymbol{\theta}|}{1 + \sqrt{1 - |\boldsymbol{\theta}|^2}} \right) \quad (\text{A.3})$$

in the backward one, where we send $q^3 \rightarrow \tilde{q}^3 = -q^3 < 0$, leaving the other q^{μ} components unchanged. We then see by inspection that, in the small angle kinematics, the vectors (A.2) ((A.3)) have negligible longitudinal projection on jet 2 (jet 1) momenta, thereby making the corresponding contributions to the currents negligible altogether, because transverse projections are anyway of order $\mathcal{O}(\theta_i^2)$ due to the lack of collinear enhancement in the opposite jet.

A.1 Forward hemisphere

We need to calculate the typical scalar products

$$p_1 \cdot \epsilon_+ = -i E (\theta - \Theta_i) e^{-i \phi_{\boldsymbol{\theta}}}, \quad p_1 \cdot q = \frac{E \omega}{2} |\theta - \Theta_i|^2, \quad (\text{A.4})$$

(restricting ourselves for cleanness of notation to the negative helicity projection) which are given in complex notation in terms of $\Theta_i \equiv \Theta_1$, that is the \vec{p}_1 incidence angle in the general parameterization (2.1). By using eq. (A.1), the p_1 -contribution to the Weinberg current is then

$$\frac{J_{W-}^{(1)}}{\kappa} = \frac{1}{2} \frac{(p_1 \cdot \epsilon_+)^2}{p_1 \cdot q} = -\frac{E}{\omega} e^{2i(\phi_{\boldsymbol{\theta}} - \Theta_1 - \phi_{\boldsymbol{\theta}})}. \quad (\text{A.5})$$

Here we note the lack of collinear singularity due to the cancellation of the squared numerator with the denominator in eq. (A.4). The contribution from p'_1 is analogous, with just the replacement $\Theta_1 \rightarrow \Theta'_1$, while p_2 and p'_2 give negligible contributions in this gauge and hemisphere, as explained before.

Therefore, introducing the coupling κ and adding up the relevant terms we get

$$J_{W-}^{(\Theta_i)}(q^3 > 0, \boldsymbol{\theta}, \boldsymbol{\theta}_s) = \kappa \frac{E}{\omega} \left(e^{2i(\phi_{\boldsymbol{\theta}} - \Theta_i - \theta_s - \phi_{\boldsymbol{\theta}})} - e^{2i(\phi_{\boldsymbol{\theta}} - \Theta_i - \phi_{\boldsymbol{\theta}})} \right) \quad (\text{A.6})$$

$$\simeq \kappa \frac{E}{\omega} e^{-2i(\phi_{\boldsymbol{\theta}} - \phi_{\boldsymbol{\theta}} - \Theta_i)} \left(e^{2i(\phi_{\boldsymbol{\theta}} - \Theta_i - \theta_s - \phi_{\boldsymbol{\theta}} - \Theta_i)} - 1 \right). \quad (\text{A.7})$$

Here we have used the approximate relation

$$\Theta'_1 = \Theta_1 + \boldsymbol{\theta}_s + \mathcal{O}(\omega/E) \quad (\text{A.8})$$

neglecting the momentum conservation corrections of order $\mathcal{O}(\omega/E)$, which is allowed in regions a) + b) where the Weinberg current is relevant and $|\mathbf{q}|/|\mathbf{q}_2|$ is small.

Eqs. (A.6) and (A.7) prove formulas (3.4) (in which we have $\Theta_i = 0$ and $\Theta_f = \theta_s$) and (3.18), thus confirming the transformation law (3.15) for the Weinberg current.

For the Lipatov current (including for convenience the denominator associated to the q_1^μ , q_2^μ virtualities), the negative helicity projection is given by

$$\frac{J_{L-}^{(\Theta_i)}(q^3 > 0)}{|\mathbf{q}_{1\perp}|^2 |\mathbf{q}_{2\perp}|^2} = \frac{\kappa}{4} \left(\frac{(J \cdot \epsilon_+)^2}{|\mathbf{q}_{1\perp}|^2 |\mathbf{q}_{2\perp}|^2} - (j \cdot \epsilon_+)^2 \right) \quad (\text{A.9})$$

(see eq. (3.19)), where we have

$$(j \cdot \epsilon_+) = \frac{p_1 \cdot \epsilon_+}{p_1 \cdot q} = -\frac{2i}{\omega} \frac{e^{-i\phi_\theta}}{(\theta - \Theta_i)^*}, \quad (\text{A.10})$$

$$\begin{aligned} (J \cdot \epsilon_+) &= (\mathbf{q}_{1\perp}^2 - \mathbf{q}_\perp^2) \frac{-2ie^{-i\phi_\theta}}{\omega(\theta - \Theta_i)^*} - 2q_2 \cdot \epsilon_+ \\ &= (\mathbf{q}_{1\perp}^2 - \mathbf{q}_\perp^2) \frac{-2ie^{-i\phi_\theta}}{\omega(\theta - \Theta_i)^*} - 2ie^{-i\phi_\theta} q_2. \end{aligned} \quad (\text{A.11})$$

Here we have used current conservation to replace $q_1^\mu - q_2^\mu \rightarrow -2q_2^\mu$ and $\mathbf{q}_{1\perp}$, \mathbf{q}_{12} and \mathbf{q}_\perp denote transverse (vectorial) components with respect to the \vec{p}_1 direction, (and $q_{1\perp}$, q_{12} and q_\perp , the corresponding complex versions), which are related to \mathbf{q}_1 , \mathbf{q}_2 and \mathbf{q} by a rotation of angle $|\Theta_i|$ of the reference frame. Note in particular that since we are considering a forward emission, q_2^μ has practically no longitudinal component, while q_1^μ has; taking also into account that $q_\mu = q_{1\mu} + q_{2\mu}$, this implies

$$\mathbf{q}_{12} \simeq \mathbf{q}_2, \quad \mathbf{q}_{1\perp} - \mathbf{q}_1 \simeq \mathbf{q}_\perp - \mathbf{q} \simeq -\omega \Theta_i. \quad (\text{A.12})$$

Now, rewriting $q_{1\perp} = q_\perp - q_{12}$, using $q_\perp = \omega(\theta - \Theta_i)$ and taking into account eq. (A.12), we can rewrite eq. (A.11) in the form

$$(J \cdot \epsilon_+) = \frac{-2ie^{-i\phi_\theta}}{q_\perp^*} (\mathbf{q}_2^2 - 2\mathbf{q}_\perp \cdot \mathbf{q}_2 + q_\perp^* q_2) = \frac{2ie^{-i\phi_\theta}}{\omega(\theta - \Theta_i)^*} q_2^* q_{1\perp} \quad (\text{A.13})$$

By substituting expression (A.13) in eq. (A.9) we finally get

$$J_{L-}^{(\Theta_i)}(q^3 > 0, \mathbf{q}, \mathbf{q}_2) = \frac{\kappa}{|\mathbf{q}_\perp|^2} e^{2i(\phi_\theta - \Theta_i - \phi_\theta)} [1 - e^{-2i(\phi_{q_2} - \phi_{q_\perp - q_2})}] , \quad (\text{A.14})$$

which proves (by setting $\Theta_i = 0$) eq. (3.21) of the text and the transformation law to general Θ_i (3.15) for the Lipatov current. We note that the would-be singularities at $\mathbf{q}_{1\perp}, \mathbf{q}_{12} = 0$ have been canceled due to eq. (A.13) and replaced by the phase difference in eq. (A.14), which also reduces the $\mathbf{q}_\perp = 0$ singularity to a linear integrable (in two dimensions) one.

A.2 Backward hemisphere

In this case the jet 2 is characterized by an incidence angle $\tilde{\Theta}_i \equiv \Theta_2$ (which in the center-of-mass frame $\vec{p}_1 + \vec{p}_2 = 0$ is simply provided by $\tilde{\Theta}_i = -\Theta_1 = -\Theta_i$) and by the fact that the emitted q^μ has a negative \hat{z} component, $\tilde{q}^3 = -\omega\sqrt{1 - |\boldsymbol{\theta}|^2} < 0$.

By using the backward helicity vectors (A.3) we obtain

$$p_2 \cdot \tilde{\epsilon}^+ = iE(\theta^* + \Theta_i^*)e^{i\phi_\theta}, \quad p_2 \cdot \tilde{q} = \frac{E\omega}{2} |\theta + \Theta_i|^2, \quad (\text{A.15})$$

and, as a consequence

$$\frac{J_{W-}^{(2)}}{\kappa} = \frac{1}{2} \frac{(p_2 \cdot \tilde{\epsilon}_+)^2}{p_1 \cdot q} = -\frac{E}{\omega} e^{-2i(\phi_{\theta} - \theta_2 - \phi_{\theta})} . \quad (\text{A.16})$$

Since jet 1 is switched off, the Weinberg current is simply

$$J_{W-}^{(-\Theta_i)}(-q^3 < 0, \boldsymbol{\theta}, \boldsymbol{\theta}_s) = \kappa \frac{E}{\omega} e^{2i\phi_{\theta}} \left(e^{-2i(\phi_{\theta} + \theta_s + \Theta_i)} - e^{-2i(\phi_{\theta} + \Theta_i)} \right) , \quad (\text{A.17})$$

where we used the relation

$$\Theta'_2 = -\Theta_i - \theta_s + \mathcal{O}\left(\frac{\omega}{E}\right) \quad (\text{A.18})$$

and neglected, as in the forward case, the $\mathcal{O}(\omega/E)$ corrections in the a) + b) regions.

We note that eq. (A.17) can be recast in a form transforming like the complex conjugate (or opposite helicity) of (A.7) by the replacement $\boldsymbol{\theta} \rightarrow -\boldsymbol{\theta}$, to yield

$$\begin{aligned} J_{W-}^{(-\Theta_i)}(-q^3 < 0, -\boldsymbol{\theta}, \boldsymbol{\theta}_s) &= \kappa \frac{E}{\omega} e^{2i(\phi_{\theta} - \phi_{\theta} - \Theta_i)} \left(e^{-2i(\phi_{\theta} - \Theta_i - \theta_s - \phi_{\theta} - \Theta_i)} - 1 \right) \\ &= J_{W+}^{(\Theta_i)}(q^3 > 0, \boldsymbol{\theta}, \boldsymbol{\theta}_s) , \end{aligned} \quad (\text{A.19})$$

thus proving eq. (3.9) and yielding the basis for the relationship (3.10), in which we also use the F.T. with respect to $\mathbf{q}_2 = E\boldsymbol{\theta}_s + \mathbf{q}$.

All that is left is obtaining the helicity projections of the Lipatov current in the backward hemisphere. Using eqs. (3.19) and (A.1) we obtain

$$\frac{J_{L-}^{(-\Theta_i)}(-q^3 < 0)}{|\mathbf{q}_1|^2 |\tilde{\mathbf{q}}_{2\perp}|^2} = \frac{\kappa}{4} \left(\frac{(J \cdot \tilde{\epsilon}_+)^2}{|\mathbf{q}_1|^2 |\tilde{\mathbf{q}}_{12}|^2} - (j \cdot \tilde{\epsilon}_+)^2 \right) , \quad (\text{A.20})$$

where we used the fact that q_1^μ has negligible longitudinal components for an emission in jet 2 and defined (in complex notation)

$$\tilde{q}_\perp - q \simeq \tilde{q}_{12} - q_2 \simeq -\omega \tilde{\Theta}_i = \omega \Theta_i . \quad (\text{A.21})$$

The vector currents projections are

$$\begin{aligned} (j \cdot \tilde{\epsilon}_+) &= \frac{p_1 \cdot \tilde{\epsilon}_+}{p_1 \cdot \tilde{q}} = -\frac{2i}{\omega} \frac{e^{i\phi_{\theta}}}{(\theta + \Theta_i)} , \\ (J \cdot \tilde{\epsilon}_+) &= (\tilde{\mathbf{q}}_{12}^2 - \tilde{\mathbf{q}}_\perp^2) (j \cdot \tilde{\epsilon}_+) + 2q_1 \cdot \tilde{\epsilon}_+ = \frac{2ie^{i\phi_{\theta}}}{\tilde{q}_\perp} \tilde{q}_{12}^* q_1 , \end{aligned} \quad (\text{A.22})$$

where we performed the algebra along the lines explained before. We thus obtain

$$J_{L-}^{(-\Theta_i)}(-q^3 < 0, \mathbf{q}, \mathbf{q}_1) = \frac{\kappa}{|\tilde{\mathbf{q}}_\perp|^2} e^{-2i(\phi_{\theta} + \Theta_i - \phi_{\theta})} \left[1 - e^{2i(\phi_{\mathbf{q}_1} - \phi_{\tilde{\mathbf{q}}_\perp - \mathbf{q}_1})} \right] . \quad (\text{A.23})$$

At $\Theta_i = 0$ the above result agrees with that in the forward jet by the trivial replacement $\mathbf{q}_1 = \mathbf{q} - \mathbf{q}_2$, meaning that the Regge limit yields the same form of the amplitude in either jet. On the other hand, at nonzero Θ_i — and by the replacement $\mathbf{q} \rightarrow -\mathbf{q}, \mathbf{q}_1 \rightarrow -\mathbf{q}_2$ — it yields the helicity relation

$$J_{L-}^{(-\Theta_i)}(-q^3 < 0, -\mathbf{q}, -\mathbf{q}_2) = J_{L+}^{(\Theta_i)}(q^3 > 0, \mathbf{q}, \mathbf{q}_2) ; \quad (\text{A.24})$$

By finally using the transformation $\tilde{\mathbf{q}}_{12} \rightarrow -\mathbf{q}_\perp + \mathbf{q}_2$ in the F.T. under the same replacement, we prove eq. (3.48) of the text.

A.3 z -representation

A generic phase difference of the form $e^{2i\phi_\theta} - e^{2i\phi_{\theta'}}$, with θ, θ' generic 2-vectors, of the kind that appears in the physical projections of both the Weinberg (3.8) and the Regge (3.22) amplitudes, can be conveniently rewritten in integral form:

$$e^{2i\phi_\theta} - e^{2i\phi_{\theta'}} = -2 \int \frac{d^2z}{2\pi z^{*2}} \left(e^{iAz \cdot \theta} - e^{iAz \cdot \theta'} \right), \quad (\text{A.25})$$

where A is an arbitrary scale (the integration measure d^2z/z^{*2} in the integral is scale invariant). This is easily verified by performing first the azimuthal, then the radial integration in d^2z . We get (setting for simplicity $A = 1$):

$$\begin{aligned} \int \frac{d^2z}{2\pi z^{*2}} \left(e^{iz \cdot \theta} - e^{iz \cdot \theta'} \right) &= - \int_0^\infty \frac{d|z|}{|z|} \left(e^{2i\phi_\theta} J_2(|z||\theta|) - e^{2i\phi_{\theta'}} J_2(|z||\theta'|) \right) \\ &= -\frac{1}{2} \left(e^{2i\phi_\theta} - e^{2i\phi_{\theta'}} \right), \end{aligned} \quad (\text{A.26})$$

where in the last step we used the scale invariance of the integration measure, the standard integration formula $\int \frac{J_2(x)}{x} = -\frac{J_1(x)}{x}$ and the fact that $J_1(x) \sim x/2$ near $x = 0$. Eq. (A.25) is thus proven.

B Transformation of helicity amplitudes

In this section we derive the transformation formula for amplitudes of definite helicity when the momentum of the incoming particle undergoes a rotation. We are mainly interested in small emission- and deflection-angles. Therefore in sec. B.1 we derive some simple properties of small rotations, that will be then applied in sec. B.2 in order to obtain the transformation formulas.

B.1 Small-angle rotations

In the eikonal approximation, the typical polar angles of the particles are small. This means that the 3-momentum of a particle in the forward region can be written as

$$\vec{q} = (\mathbf{q}, q_z) \equiv \omega(\boldsymbol{\theta}, \sqrt{1 - \boldsymbol{\theta}^2}) \simeq \omega(\boldsymbol{\theta}, 1), \quad (\text{B.1})$$

where $\omega = |\vec{q}|$ and $\boldsymbol{\theta} \equiv \mathbf{q}/|\vec{q}|$ is the intersection of \vec{q} with the tangent plane to the unit-sphere at $\hat{z} = (0, 0, 1)$, so that $|\boldsymbol{\theta}|$ can be interpreted as polar angle when $|\boldsymbol{\theta}| \ll 1$. Note that such parametrization spans only half of the phase space. The backward hemisphere is described by an analogous transverse vector spanning the tangent plane at $-\hat{z} = (0, 0, -1)$.

Any unit-vector \hat{q} can be obtained by applying to \hat{z} a rotation around an axis on the $\langle x, y \rangle$ -plane:

$$\hat{q} = R(\vec{\alpha})\hat{z} = \exp\{-i(L_x\alpha_x + L_y\alpha_y)\}\hat{z}, \quad (\text{B.2})$$

where the matrices $(L_k)_{mn} = -i\varepsilon_{kmn}$: $k = 1, 2, 3$ are the generators of rotations and $\vec{\alpha} = (\alpha_x, \alpha_y, 0)$ denotes the rotation vector. For small rotation angles $|\vec{\alpha}| \ll 1$, the exponentials can be expanded to first order and one finds

$$(\theta_x, \theta_y, 1) = [1 - i(L_x\alpha_x + L_y\alpha_y)]\hat{z} + \mathcal{O}(\vec{\alpha}^2) \quad \text{with} \quad \begin{cases} \alpha_x = \theta_y \\ \alpha_y = -\theta_x \end{cases} \quad (\text{B.3})$$

In practice, small-angle rotations act as abelian translations on the transverse components of unit vectors:

$$R(\vec{\alpha}_1)R(\vec{\alpha}_2)\hat{z} \simeq R(\vec{\alpha}_1)(\boldsymbol{\theta}_2, 1) \simeq (\boldsymbol{\theta}_1 + \boldsymbol{\theta}_2, 1) \simeq R(\vec{\alpha}_1 + \vec{\alpha}_2)\hat{z}, \quad (|\vec{\alpha}_j| \ll 1) \quad (\text{B.4})$$

up to quadratic terms in $\vec{\alpha}_{1,2}$.

B.2 Amplitude transformation

We are looking for a relation that connects a generic helicity amplitude with arbitrary incoming momentum \vec{p}_i ($\boldsymbol{\Theta}_i \neq 0$) to another amplitude having incoming momentum along the \hat{z} -axis ($\boldsymbol{\Theta}_i = 0$). Our procedure is based on two main observations:

- 1) helicity amplitudes are invariant under rigid rotations of *all* momenta *and* polarization vectors; by applying a suitable rotation we can bring the incoming momentum \vec{p}_i onto the \hat{z} -axis;
- 2) the rotated polarization vectors differ from the reference ones (eqs. (3.3)) by a further rotation around the emitted graviton momentum; this is the rotation providing the helicity phase factor of the amplitude transformation.

Let us discuss the two points in more detail.

1) A helicity amplitude $A^{(\lambda)}$ is defined by contraction of a tensor amplitude $A^{\mu\nu}$ with some polarization tensor $\epsilon_{\mu\nu}^{(\lambda)}$, e.g., $A^{(\lambda)}(p, q, \epsilon^*) = A^{\mu\nu}(p, q)\epsilon_{\mu\nu}^{(\lambda)*}$. The notation shows that $A^{(\lambda)}$ explicitly depends on the emitted momentum q , on the polarization vector ϵ^* and on additional momenta of the process denoted by p . Of course, $A^{(\lambda)}$ is invariant under Lorentz transformations of p, q and ϵ , and in particular under any spatial rotation R : $A^{(\lambda)}(Rp, Rq, R\epsilon^*) = A^{(\lambda)}(p, q, \epsilon^*)$.

In order to specify the polarization tensor $\epsilon^{(\lambda)}$ (and the helicity amplitude), one has to uniquely define a pair of polarization vectors $\epsilon_k : k = 1, 2$ which are orthogonal to the momentum q of the emitted radiation. Usually such vectors are chosen without time components, of unit length and orthogonal to each other, in such a way that $\{\vec{q}, \vec{\epsilon}_1, \vec{\epsilon}_2\}$ forms a right-handed basis of 3-space. The remaining degree of freedom is a rotation of the pair $\{\vec{\epsilon}_1, \vec{\epsilon}_2\}$ around the \vec{q} axis. In this paper, $\epsilon_1 = \epsilon_T$ and $\epsilon_2 = \epsilon_L + \text{gauge-term} \propto q$.

We completely specify the polarizations by requiring $\vec{\epsilon}_T$ to be orthogonal to a given momentum \vec{p} : $\vec{\epsilon}_T \cdot \vec{p} = 0$. According to this recipe, we can write (omitting the 3D arrows) $\epsilon_k = \epsilon_k(p, q)$. Such procedure is frame independent, therefore we have

$$\epsilon_k(Rp, Rq) = R \epsilon_k(p, q), \quad (\text{B.5})$$

meaning that if we simultaneously rotate p and q , the polarization vectors ϵ_k necessarily get rotated by the same matrix R . The same holds for ϵ_k^* .

In this paper we chose $p_1 = E\hat{z}$ as reference vector orthogonal to ϵ_T , and defined accordingly

$$M^{(\boldsymbol{\Theta}_i)}(\boldsymbol{\Theta}_f, \boldsymbol{\theta}) \equiv A^{(\lambda)}(p_i, p_f, q, \epsilon^*(p_1, q)), \quad (\text{B.6})$$

p_i and p_f being the incident and final momenta of the fast particle. We can relate this amplitude to a zero-incidence-angle one by applying a rotation R to the arguments of $A^{(\lambda)}$, in such a way that $p'_i \equiv Rp_i = p_1$:

$$\begin{aligned} M^{(\boldsymbol{\Theta}_i)}(\boldsymbol{\Theta}_f, \boldsymbol{\theta}) &= A^{(\lambda)}(Rp_i, Rp_f, Rq, R\epsilon^*(p_1, q)) \\ &= A^{(\lambda)}(p_1, Rp_f, Rq, \epsilon^*(Rp_1, Rq)) \equiv A^{(\lambda)}(p_1, p'_f, q', \epsilon^*(p'_1, q')) \end{aligned} \quad (\text{B.7})$$

where a prime means “rotated by R ” and we have used eq. (B.5) in the second step.

In the case of small polar angles ($\theta, \Theta_i, \Theta_f \ll 1$) we can write $q = \omega(\theta, 1)$, $p_i = E(\Theta_i, 1)$ etc., and the previous rotation R amounts just to a translation of $-\Theta_i$ on the angular variables: $q' = \omega(\theta - \Theta_i, 1)$, $p'_1 = E(-\Theta_i, 1)$ and so on.

2) The last quantity in eq. (B.7) would be just $M^{(0)}(\Theta_f - \Theta_i, \theta - \Theta_i)$, if only p_1 (and not p'_1) would appear “inside” the polarization ϵ^* . But $\epsilon(p'_1, q')$, being orthogonal to q' , is obtained by applying to $\epsilon(p_1, q')$ a rotation around q' :

$$\epsilon^*(p'_1, q') = R_{q'}(\alpha)\epsilon^*(p_1, q') = e^{i\lambda\alpha}\epsilon^*(p_1, q') \quad (\text{B.8})$$

where α is a suitable (possibly large) rotation angle, and we have exploited the fact that a polarization tensor of helicity λ acquires a phase factor under rotations. To sum up:

$$M^{(\Theta_i)}(\Theta_f, \theta) = e^{i\lambda\alpha}M^{(0)}(\Theta_f - \Theta_i, \theta - \Theta_i) . \quad (\text{B.9})$$

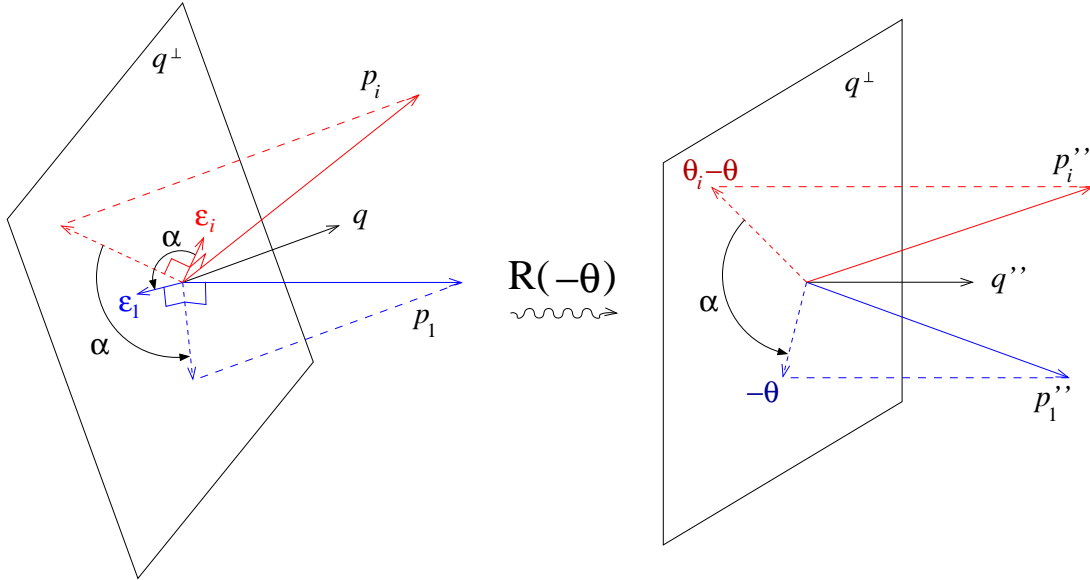


Figure 14: *Spatial representation of the graviton momentum q (black) and of the two {reference-momentum, T -polarization} pairs $\{p_1, \epsilon_T(q, p_1)\}$ (blue) and $\{p_i, \epsilon_T(q, p_i)\}$ (red) in the original frame (left) and in the rotated frame (right) where $q \rightsquigarrow q''$ lies on the z axis.*

It remains to compute the rotation angle α . This is easily derived by rotating the original system by the (small) angle $-\theta$ in such a way that $q \rightsquigarrow q''$ is put on the z axis so that the $\langle q'' \rangle^\perp$ plane becomes the transverse plane, as depicted in fig. 14. Explicitly:

$$\begin{aligned} q &= \omega(\theta, 1) \rightsquigarrow q'' = \omega(\mathbf{0}, 1) \\ p_i &= E(\Theta_i, 1) \rightsquigarrow p_i'' = E(\Theta_i - \theta, 1) \\ p_1 &= E(-\mathbf{0}, 1) \rightsquigarrow p_1'' = E(-\theta, 1) \end{aligned}$$

It is now evident that the azimuth of p_1'' in the $\langle q'' \rangle^\perp$ plane is $\varphi_{p_1''} = \phi_{-\theta} = \phi_\theta + \pi$ and that of p_i'' is $\varphi_{p_i''} = \phi_{\Theta_i - \theta} = \phi_{\theta - \Theta_i} + \pi$, and their difference is just the sought rotation angle

$$\alpha = \varphi_{p_1''} - \varphi_{p_i''} = \phi_\theta - \phi_{\theta - \Theta_i} , \quad (\text{B.10})$$

because the ϵ_T 's are orthogonal to the projections of p_i and p_1 on the $\langle q \rangle^\perp$ plane.

The same reasoning applies in the case of backward emission, e.g., with $\vec{q} = \omega(\tilde{\theta}, -1)$ directed in the opposite direction w.r.t. fig. 14. In this case the rotation angle needed to align q along $-\hat{z}$ is just $\theta = -\tilde{\theta}$. Furthermore, the azimuthal angle α between the polarization vectors must be counted in the opposite direction, because the thumb of the right hand now points towards the negative z -direction. In conclusion

$$\tilde{\alpha} = -(\phi_{-\tilde{\theta}} - \phi_{-\tilde{\theta}-\Theta_i}) = -(\phi_{\tilde{\theta}} - \phi_{\tilde{\theta}+\Theta_i}). \quad (\text{B.11})$$

B.3 Relation with Jacob-Wick conventions

The relation of our helicity amplitudes with those defined by Jacob and Wick (JW) [40] can be understood by comparing in the two frameworks the choice of the polarization vectors for a generic graviton 3-momentum q with polar angle θ and azimuth ϕ .

Let $q = R(\omega\hat{z})$, where, according to JW conventions, R is the rotation matrix of angle θ and axis along $\hat{z} \times q$ (thus belonging to the transverse plane). Such matrix R is conveniently written in terms of the usual Euler angles $(\alpha, \beta, \gamma) = (\phi, \theta, -\phi)$, so that it can be represented as the product of 3 rotations along the y and z axis:

$$R = R_{\phi, \theta, -\phi} = R_z(\phi)R_y(\theta)R_z(-\phi). \quad (\text{B.12})$$

JW define a reference helicity state when the particle (here the graviton) has momentum $\omega\hat{z}$ along the positive z -axis. This means that they implicitly fix a pair of polarization vectors orthogonal to $\omega\hat{z}$ — i.e., $\epsilon_1 = \hat{y}$ and $\epsilon_2 = -\hat{x}$ — so as to build the right-handed orthogonal basis $\{\omega\hat{z}, \epsilon_1, \epsilon_2\}$. The transformation of the helicity state in eq. (6) of [40] correspond to rotate the graviton momentum *and* the polarization vectors with the matrix R of eq. (B.12), in such a way that the right-handed basis adapted to q is $\{q, R\epsilon_1, R\epsilon_2\}$.

On the other hand, our convention (3.3) of the polarization vectors requires ϵ_T to be orthogonal to both q and \hat{z} , and it is easy to see that

$$\epsilon_T = R_{\phi, \theta, 0}\epsilon_1 = R_z(\phi)R_y(\theta)\epsilon_1, \quad (\text{B.13})$$

where the rotation matrix $R_{\phi, \theta, 0}$ differs from that of JW by the vanishing of the last Euler angle ϕ , which doesn't affect the action $\omega\hat{z} \rightarrow q$, but changes the orientation of the polarization vectors in the $\langle q \rangle^\perp$ plane.

In practice, our right-handed basis $\{q, \epsilon_T, \epsilon_L\}$ is obtained by applying to the JW reference basis $\{\omega\hat{z}, \epsilon_1, \epsilon_2\}$ the rotation $R_{\phi, \theta, 0}$ of eq. (B.13). As a consequence, our polarization vectors are rotated by an angle $+\phi$ around q w.r.t. those of JW. It follows that $2^{-1/2}\epsilon_\pm = R_q(\phi)\epsilon_\pm^{\text{JW}} = e^{\mp i\phi}\epsilon_\pm^{\text{JW}}$ while for the helicity amplitudes (involving contractions with $\epsilon_\pm^{\mu\nu*}$) we have

$$M_\lambda(q) = e^{i\lambda\phi} M_\lambda^{\text{JW}}(q). \quad (\text{B.14})$$

Let us now rederive the amplitude transformation phase of eqs. (B.9, B.10). In the JW conventions, the amplitudes are invariant under rotations bringing $\omega\hat{z} \leftrightarrow q$, provided the rotation axis is in the transverse plane. In the case of small emission angles $\theta \ll 1$ — adopting now the 2D angular notations — such rotations are translations in the transverse components of forward momenta like q, p_i, p_f , as explained in the previous subsections B.1, B.2. Therefore, starting with the amplitude $M_\lambda^{\text{JW}(\Theta_i)}(\Theta_f, \theta)$ and applying first a small (JW-like) rotation $R(-\theta)$ bringing $q \rightarrow \omega\hat{z}$ and then another small (JW-like) rotation $R(\Theta_i - \theta)$ we find that

$$M_\lambda^{\text{JW}(\Theta_i)}(\Theta_f, \theta) = M_\lambda^{\text{JW}(\Theta_i - \theta)}(\Theta_f - \theta, 0) = M_\lambda^{\text{JW}(0)}(\Theta_f - \Theta_i, \theta - \Theta_i), \quad (\text{B.15})$$

up to terms $\mathcal{O}(\boldsymbol{\theta}, \boldsymbol{\Theta}_i)^2$ in the arguments of M^{JW} . By then recalling eq. (B.14) we immediately obtain

$$\begin{aligned} M_\lambda^{(\boldsymbol{\Theta}_i)}(\boldsymbol{\Theta}_f, \boldsymbol{\theta}) &\stackrel{\text{(B.14)}}{=} e^{i\lambda\phi_\theta} M_\lambda^{\text{JW}(\boldsymbol{\Theta}_i)}(\boldsymbol{\Theta}_f, \boldsymbol{\theta}) \\ &\stackrel{\text{(B.15)}}{=} e^{i\lambda\phi_\theta} M_\lambda^{\text{JW}(0)}(\boldsymbol{\Theta}_f - \boldsymbol{\Theta}_i, \boldsymbol{\theta} - \boldsymbol{\Theta}_i) \\ &\stackrel{\text{(B.14)}}{=} e^{i\lambda\phi_\theta} e^{-i\lambda\phi_{\theta-\boldsymbol{\Theta}_i}} M_\lambda^{(0)}(\boldsymbol{\Theta}_f - \boldsymbol{\Theta}_i, \boldsymbol{\theta} - \boldsymbol{\Theta}_i). \end{aligned}$$

C The h field

C.1 Calculation of the h field in coordinate space

According to the analysis of [13], the two real components h_{TT} and h_{LT} of the radiation field are conveniently collected into a single complex-valued field $h \equiv h_{TT} + ih_{LT}$ that admits the integral representation (see eq. (2.14) of [13])

$$h(\mathbf{b}, \mathbf{x}) = 2 \int \frac{d^2\mathbf{q}_1}{(2\pi)^2} \frac{d^2\mathbf{q}_2}{(2\pi)^2} \frac{1 - e^{2i\phi_{12}}}{(\mathbf{q}_1 + \mathbf{q}_2)^2} e^{-i[\mathbf{q}_1 \cdot \mathbf{x} + \mathbf{q}_2 \cdot (\mathbf{x} - \mathbf{b})]}, \quad (\text{C.1})$$

where $\phi_{ij} \equiv \phi_i - \phi_j$.

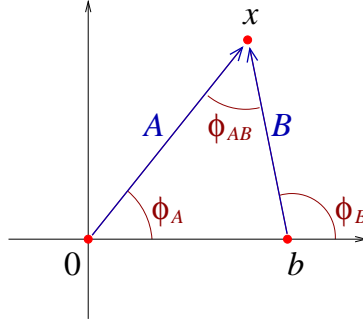


Figure 15: *The variables of the transverse plane introduced in the computation of $h(\mathbf{x})$. Here the impact parameter \mathbf{b} defines the origin of azimuthal angles, i.e., the real axis of the corresponding complex plane.*

By denoting with $A \equiv |\mathbf{x}|$ and $B \equiv |\mathbf{x} - \mathbf{b}|$ the moduli of the external vectors (see fig. 15) appearing in the last exponent, and by explicitly writing out the various azimuthal angles, we rewrite h in the form

$$h = \frac{1}{2\pi^2} \int_0^\infty dq_1 q_1 \int_0^\infty dq_2 q_2 \int_0^{2\pi} \frac{d\phi_1}{2\pi} \int_0^{2\pi} \frac{d\phi_2}{2\pi} \frac{(1 - e^{2i\phi_{12}}) e^{-i(q_1 A \cos \phi_{A1} + q_2 B \cos \phi_{2B})}}{(q_1 + q_2 e^{i\phi_{12}})(q_1 + q_2 e^{-i\phi_{12}})}, \quad (\text{C.2})$$

where $q_i \equiv |\mathbf{q}_i|$ and ϕ_A (ϕ_B) is the azimuthal angle of the 2D vector \mathbf{x} ($\mathbf{x} - \mathbf{b}$). Since $\phi_{AB} = \phi_{A1} + \phi_{12} + \phi_{2B}$, the integrations over ϕ_1 and ϕ_2 actually provide a double convolution, which can be diagonalized by a Fourier transform. In practice, by computing the partial waves w.r.t. the angle ϕ_{AB} , we obtain

$$\begin{aligned} h_m(A, B) &\equiv \int_0^{2\pi} \frac{d\phi_{AB}}{2\pi} e^{im\phi_{AB}} h(\mathbf{b}, \mathbf{x}) \\ &= \frac{(-1)^m}{2\pi^2} \int dq_1 q_1 J_m(q_1 A) \int dq_2 q_2 J_m(q_2 B) \\ &\quad \times \int \frac{d\phi_{12}}{2\pi} \frac{e^{im\phi_{12}} (1 - e^{2i\phi_{12}})}{(q_1 + q_2 e^{i\phi_{12}})(q_1 + q_2 e^{-i\phi_{12}})}, \end{aligned} \quad (\text{C.3})$$

where we used the relation

$$\int_0^{2\pi} \frac{d\phi}{2\pi} e^{im\phi} e^{-ix \cos \phi} = i^{-m} J_m(x) \quad (m \in \mathbb{Z}). \quad (\text{C.4})$$

The last (azimuthal) integral in eq. (C.3) is easily computed by transforming it in a contour integral over the unitary circle in the complex plane of the variable $z \equiv e^{i\phi}$. For $m \geq 0$ we have

$$\Phi_m(q_1, q_2) \equiv \int \frac{dz}{2\pi i} \frac{z^m(1-z^2)}{(q_1+q_2z)(q_1z+q_2)} = (-1)^m \left(\frac{q_<}{q_>}\right)^m \frac{1}{q_>} \quad (m \geq 0) \quad (\text{C.5})$$

since only the pole at $z = -q_</q_>$ is enclosed by the contour.

For $m = -1$ the additional pole at $z = 0$ provides a contribution that exactly cancels the one at $z = -q_</q_>$: $\Phi_{-1}(q_1, q_2) = 0$.

The azimuthal integral for $m \leq -2$, after the change of variable $z \rightarrow 1/z$, keeps its original structure, determining the (anti)symmetry property $\Phi_m = -\Phi_{-m-2}$. Note also that Φ_m is symmetric in the exchange $q_1 \leftrightarrow q_2$.

Let us then proceed with the computation of $h_m(A, B)$ for $m \geq 0$. We have

$$\begin{aligned} 2\pi^2 h_m(A, B) &= \int_0^\infty dq_1 dq_2 J_m(q_1 A) J_m(q_2 B) \left(\frac{q_<}{q_>}\right)^{m+1} \\ &= \int_0^\infty dq_1 \int_0^{q_1} dq_2 J_m(q_1 A) J_m(q_2 B) \left(\frac{q_2}{q_1}\right)^{m+1} + \{A \leftrightarrow B\}. \end{aligned} \quad (\text{C.6})$$

By expressing the q_2 variable in terms of the ratio $\rho \equiv q_2/q_1$, the q_1 integration reduces to the orthogonality relation for Bessel functions:

$$\begin{aligned} 2\pi^2 h_m(A, B) &= \int_0^1 d\rho \rho^{m+1} \int_0^\infty dq_1 q_1 J_m(q_1 A) J_m(q_1 \rho B) + \{A \leftrightarrow B\} \\ &= \frac{1}{AB} \left(\frac{A}{B}\right)^{m+1} \Theta(B-A) + \{A \leftrightarrow B\}. \end{aligned} \quad (\text{C.7})$$

The h -field can now be obtained by summing the Fourier series

$$\begin{aligned} 2\pi^2 h(\mathbf{x}) &= \sum_{m=-\infty}^{\infty} h_m(A, B) e^{-im\phi_{AB}} = \sum_{m=0}^{\infty} [h_m(A, B) - h_{-m-2}(A, B)] e^{-im\phi_{AB}} \\ &= \sum_{m=0}^{\infty} \frac{e^{-im\phi_{AB}} - e^{i(m+2)\phi_{AB}}}{AB} \left[\left(\frac{A}{B}\right)^{m+1} \Theta(B-A) + \left(\frac{B}{A}\right)^{m+1} \Theta(A-B) \right] \\ &= \frac{1}{\mathbf{A}^* \mathbf{B}} \left[\Theta(B-A) \left(\frac{\mathbf{A}^*}{\mathbf{B}^* - \mathbf{A}^*} - \frac{\mathbf{A}}{\mathbf{B} - \mathbf{A}} \right) + \Theta(A-B) \left(\frac{\mathbf{B}}{\mathbf{A} - \mathbf{B}} - \frac{\mathbf{B}^*}{\mathbf{A}^* - \mathbf{B}^*} \right) \right] \end{aligned} \quad (\text{C.8})$$

where we introduced the complex numbers $\mathbf{A} \equiv Ae^{i\phi_A}$ and $\mathbf{B} \equiv Be^{i\phi_B}$. It turns out that the square brackets in the last equation are equal, and we finally obtain

$$h(\mathbf{x}) = \frac{1}{2\pi^2} \frac{\mathbf{A}^* \mathbf{B} - \mathbf{A} \mathbf{B}^*}{\mathbf{A}^* \mathbf{B} |\mathbf{A} - \mathbf{B}|^2} = \frac{1}{2\pi^2} \frac{x - x^*}{bx^*(x-b)} = \frac{1 - e^{2i\phi_{AB}}}{2\pi^2 b^2} \quad (\text{C.9})$$

The components h_{TT} and h_{LT} correspond to the real and imaginary part of h , respectively, and read ($\phi_A = \phi_{xb}$)

$$h_{TT}(\mathbf{x}; \mathbf{b}) = \frac{1 - \cos(2\phi_{AB})}{2\pi^2 b^2} = \frac{\sin^2 \phi_{AB}}{\pi^2 b^2} = \frac{\sin^2 \phi_{xb}}{\pi^2 |\mathbf{x} - \mathbf{b}|^2} \quad (\text{C.10a})$$

$$h_{LT}(\mathbf{x}; \mathbf{b}) = \frac{-\sin(2\phi_{AB})}{2\pi^2 b^2} = \frac{\sin \phi_{xb}}{\pi^2 |\mathbf{x} - \mathbf{b}|^2} \left(\frac{|\mathbf{x}|}{b} - \cos \phi_{xb} \right). \quad (\text{C.10b})$$

Some remarks are in order:

- The final form confirms the UV-safe solution of the differential equation (2.15) of [13].
- The simple expression of the solution in the r.h.s. of eq. (C.9) has the same form of the phase factors in the integral representation (C.1) coming from H-diagram vertices, evaluated at the angle $\phi_{AB} = \phi_{x,x-b}$. In particular, the h_{TT} component has a geometrical significance, embodied in the relation

$$\frac{\sin \phi_{AB}}{b} = \frac{\mathbf{x} \wedge (\mathbf{x} - \mathbf{b})}{b|\mathbf{x}||\mathbf{x} - \mathbf{b}|} = \frac{2 \text{ Area}}{|\mathbf{x}||\mathbf{x} - \mathbf{b}|b}. \quad (\text{C.11})$$

C.2 Calculation of the h field in momentum space

The 2-dimensional Fourier transform of the complex field $h(\mathbf{b}, \mathbf{x})$ w.r.t. the transverse variable \mathbf{x} is given by

$$\tilde{h}(\mathbf{b}, \mathbf{q}) \equiv \int d^2\mathbf{x} e^{i\mathbf{q}\cdot\mathbf{x}} h(\mathbf{b}, \mathbf{x}) = \frac{1}{2\pi^2\mathbf{q}^2} \int d^2\mathbf{q}_2 e^{i\mathbf{q}_2\cdot\mathbf{b}} [1 - e^{2i\phi_{12}}]. \quad (\text{C.12})$$

In fact, by replacing $h(\mathbf{b}, \mathbf{x})$ with the integral representation (C.1), the integration in \mathbf{x} just provides a delta function $\delta^2(\mathbf{q} - \mathbf{q}_1 - \mathbf{q}_2)$ which is then used to perform the integration in $\mathbf{q}_1 = \mathbf{q} - \mathbf{q}_2$, according to eqs. (2.11-12) of [13].

By introducing the complex variables

$$q \equiv q_x + iq_y, \quad q_2 \equiv q_{2x} + iq_{2y} \quad (\text{C.13})$$

the angular factors can be written in rational form:

$$\begin{aligned} e^{2i\phi_1} &= \frac{q_1}{q_1^*} = \frac{q - q_2}{(q - q_2)^*}, & e^{-2i\phi_2} &= \frac{q_2^*}{q_2} \\ 1 - e^{2i\phi_{12}} &= 1 - \frac{q - q_2}{(q - q_2)^*} \frac{q_2^*}{q_2} = \frac{q_2 q^* - q_2^* q}{q_2 (q - q_2)^*} \end{aligned} \quad (\text{C.14})$$

Without loss of generality we can orient the impact parameter vector along the real axis: $\mathbf{b} = (b, 0)$. In this way $\mathbf{q}_2 \cdot \mathbf{b} = q_{2x}b$ and we obtain

$$2\pi^2 \tilde{h} = \frac{1}{q} \int d^2\mathbf{q}_2 \frac{e^{iq_{2x}b}}{q^* - q_2^*} - \frac{1}{q^*} \int d^2\mathbf{q}_2 \frac{e^{iq_{2x}b} q_2^*}{q_2 (q^* - q_2^*)} \equiv \frac{I_1}{q} - \frac{I_2}{q^*}. \quad (\text{C.15})$$

The first integral is straightforward:

$$I_1 = \int_{\mathbb{R}^2} dq_{2y} dq_{2x} \frac{e^{iq_{2x}b}}{q^* - q_{2x} + iq_{2y}} = -2\pi i e^{iq^*b} \int_{-\infty}^{+\infty} dq_{2y} \Theta(q_{2y} - q_y) e^{-q_{2y}b} = -2\pi i \frac{e^{iq_x b}}{b}, \quad (\text{C.16})$$

where the q_{2x} integral has been performed by closing the contour in the upper complex half-plane, where the simple pole at $q_{2x} = q^* + iq_{2y}$ is found provided $q_{2y} - q_y > 0$.

Also in the second integral of eq. (C.15) the q_{2x} integration is performed in the upper complex half-plane, where two simple poles can be found: the previous one and another one at $q_{2x} = -iq_{2y}$ provided $q_{2y} < 0$. Explicitly

$$\begin{aligned} I_2 &= \int_{\mathbb{R}^2} dq_{2y} dq_{2x} \frac{e^{iq_{2x}b} (q_{2x} - iq_{2y})}{(q_{2x} + iq_{2y})(q^* - q_{2x} + iq_{2y})} \\ &= 2\pi i \int_{-\infty}^{+\infty} dq_{2y} \left\{ \Theta(-q_{2y}) \frac{-2iq_{2y} e^{q_{2y}b}}{q^* + 2iq_{2y}} - \Theta(q_{2y} - q_y) \frac{q^* e^{iq^*b} e^{-q_{2y}b}}{q^* + 2iq_{2y}} \right\} \\ &= 2\pi i \left\{ -\frac{1}{b} + q^* \left[\int_0^{\infty} \frac{e^{-t} dt}{q^* b - 2it} - e^{iq_x b} \int_0^{\infty} \frac{e^{-t} dt}{qb + 2it} \right] \right\}, \end{aligned} \quad (\text{C.17})$$

where we made the substitutions $t = -q_{2y}b$ and $t = (q_{2y} - q_y)b$ in the two integrals of eq. (C.17), respectively. The latter are related to the exponential-integral special function E_1 defined by

$$E_1(z) \equiv \int_z^{+\infty} \frac{e^{-t}}{t} dt, \quad (|\arg(z)| < \pi) \quad (\text{C.18})$$

so that, by combining eqs. (C.15,C.16,C.17) we finally obtain

$$\tilde{h}(\mathbf{q}; \mathbf{b}) = \frac{i}{\pi b} \left(\frac{1}{q^*} - \frac{e^{iq_x b}}{q} \right) + \frac{e^{\frac{i}{2}q^* b}}{2\pi} \left[E_1\left(\frac{iq^* b}{2}\right) + E_1\left(-\frac{iqb}{2}\right) \right] \quad (\text{C.19})$$

We notice that \tilde{h} obeys a simple conjugation property: $\tilde{h}^* = e^{-i\mathbf{q}\cdot\mathbf{b}}\tilde{h}$ and therefore the combination

$$e^{-\frac{i}{2}\mathbf{q}\cdot\mathbf{b}}\tilde{h} = \left[e^{-\frac{i}{2}\mathbf{q}\cdot\mathbf{b}}\tilde{h} \right]^* \in \mathbb{R} \quad (\text{C.20})$$

is real valued, and reads

$$\begin{aligned} e^{-\frac{i}{2}\mathbf{q}\cdot\mathbf{b}}\tilde{h} &= \frac{ie^{-\frac{i}{2}q_x b}}{\pi q^* b} + \frac{e^{-\frac{i}{2}q_y b}}{2\pi} E_1\left(\frac{iq^* b}{2}\right) + \text{c.c.} = \frac{i}{\pi} e^{-\frac{i}{2}q_x b} \left[\frac{1}{q^* b} - \int_0^\infty \frac{e^{-t} dt}{q^* b - 2it} \right] + \text{c.c.} \\ &= \frac{2}{\pi} e^{-\frac{i}{2}q_x b} \int_0^\infty \frac{e^{-t} dt}{(q^* b - 2it)^2} + \text{c.c.} = \frac{2}{\pi q^* b} e^{-\frac{i}{2}q_x b} \int_0^\infty \frac{te^{-t} dt}{q^* b - 2it} + \text{c.c.}, \end{aligned} \quad (\text{C.21})$$

where integrations by parts have been performed in the last steps.

D An argument for the cutoff $\omega_{max} \sim R^{-1}\Theta_s^{-2}$

In this appendix we repeat, in more explicit terms, the argument advocated in [32] for an upper cutoff on the ω spectrum. To this purpose, we should write the frequency spectrum of the emitted energy in terms of the so called news functions as:

$$\frac{dE}{d\omega} \propto |c(\omega)|^2 \quad (\text{D.1})$$

and the energy emitted per unit retarded time $u \sim t - r$ as:

$$\frac{dE}{du} \propto |\tilde{c}(u)|^2 \quad (\text{D.2})$$

where c and \tilde{c} are one-dimensional Fourier transforms of each other. From eqs. (D.1,D.2) we have, up to numerical constants,

$$c(\omega) \sim \sqrt{Gs} \Theta_s \log^{\frac{1}{2}}\left(\frac{1}{\omega R}\right), \quad (\omega < R^{-1}); \quad c(\omega) \sim \sqrt{Gs} \Theta_s (\omega R)^{-\frac{1}{2}}, \quad (\omega > R^{-1}), \quad (\text{D.3})$$

and we find

$$\tilde{c}(u) \sim \sqrt{Gs} \Theta_s u^{-1} \log^{\mp\frac{1}{2}}\left(\frac{u}{R}\right), \quad (u > R); \quad \tilde{c}(u) \sim \sqrt{Gs} \Theta_s (uR)^{-\frac{1}{2}}, \quad (u < R), \quad (\text{D.4})$$

where the - (+) holds for the even (odd) part of $\tilde{c}(\omega)$ under $\omega \rightarrow -\omega$.

We thus get the following power time-history for GW emission:

$$\frac{dE^{\text{GW}}}{du} = Gs \Theta_s^2 u^{-2} \log^{\mp 1}(u/R), \quad (u > R); \quad \frac{dE^{\text{GW}}}{du} = Gs \Theta_s^2 (uR)^{-1}, \quad (u < R). \quad (\text{D.5})$$

At this point we note that the latter behaviour exceeds a generally believed (so-called Dyson) bound on the maximal power in gravitational-wave energy emission (see e.g. [41]): $P_{GW} \leq c^5 G_N^{-1} \rightarrow 1$ in our units, if $u < R\Theta_s^2$. But this precisely corresponds to saying that for $\omega > R^{-1}\Theta_s^{-2}$ the spectrum should soften in order for the bound on the power to be respected at very early times after the collision.

References

- [1] G. 't Hooft, Phys.Lett. **B198**, 61 (1987).
- [2] I. Muzinich and M. Soldate, Phys.Rev. **D37**, 359 (1988).
- [3] D. Amati, M. Ciafaloni, and G. Veneziano, Phys.Lett. **B197**, 81 (1987).
- [4] D. Amati, M. Ciafaloni, and G. Veneziano, Int.J.Mod.Phys. **A3**, 1615 (1988).
- [5] H. L. Verlinde and E. P. Verlinde, Nucl.Phys. **B371**, 246 (1992), arXiv:hep-th/9110017.
- [6] D. Amati, M. Ciafaloni, and G. Veneziano, Nucl.Phys. **B347**, 550 (1990).
- [7] D. Amati, M. Ciafaloni, and G. Veneziano, Nucl.Phys. **B403**, 707 (1993).
- [8] P. Aichelburg and R. Sexl, Gen.Rel.Grav. **2**, 303 (1971).
- [9] M. Ciafaloni and D. Colferai, JHEP **1410**, 85 (2014), arXiv:1406.6540.
- [10] X. O. Camanho, J. D. Edelstein, J. Maldacena, and A. Zhiboedov, (2014), arXiv:1407.5597.
- [11] G. D'Appollonio, P. Vecchia, R. Russo, and G. Veneziano, JHEP **05**, 144 (2015), arXiv:1502.01254.
- [12] L. Lipatov, Sov.Phys.JETP **55**, 582 (1982).
- [13] D. Amati, M. Ciafaloni, and G. Veneziano, JHEP **0802**, 049 (2008), arXiv:0712.1209.
- [14] G. Marchesini and E. Onofri, JHEP **06**, 104 (2008), arXiv:0803.0250.
- [15] G. Veneziano and J. Wosiek, JHEP **09**, 023 (2008), arXiv:0804.3321.
- [16] G. Veneziano and J. Wosiek, JHEP **09**, 024 (2008), arXiv:0805.2973.
- [17] D. M. Eardley and S. B. Giddings, Phys. Rev. **D66**, 044011 (2002), arXiv:gr-qc/0201034.
- [18] E. Kohlprath and G. Veneziano, JHEP **06**, 057 (2002), arXiv:gr-qc/0203093.
- [19] H. Yoshino and Y. Nambu, Phys. Rev. **D67**, 024009 (2003), arXiv:gr-qc/0209003.
- [20] S. B. Giddings and V. S. Rychkov, Phys. Rev. **D70**, 104026 (2004), arXiv:hep-th/0409131.
- [21] M. Ciafaloni and D. Colferai, JHEP **0811**, 047 (2008), arXiv:0807.2117.
- [22] M. Ciafaloni and D. Colferai, JHEP **0912**, 062 (2009), arXiv:0909.4523.

- [23] M. Ciafaloni, D. Colferai, and G. Falcioni, *JHEP* **1109**, 044 (2011), arXiv:1106.5628.
- [24] G. F. Giudice, R. Rattazzi, and J. D. Wells, *Nucl. Phys.* **B630**, 293 (2002), arXiv:hep-ph/0112161.
- [25] V. S. Rychkov, private communication.
- [26] M. Ciafaloni and G. Veneziano, unpublished.
- [27] L. Smarr, *Phys.Rev.* **D15**, 2069 (1977).
- [28] P. D. D'Eath, *Phys. Rev.* **D18**, 990 (1978).
- [29] P. D'Eath and P. Payne, *Phys.Rev.* **D46**, 658 (1992).
- [30] S. J. Kovacs and K. S. Thorne, *Astrophys. J.* **217**, 252 (1977).
- [31] S. J. Kovacs and K. S. Thorne, *Astrophys. J.* **224**, 62 (1978).
- [32] A. Gruzinov and G. Veneziano, (2014), arXiv:1409.4555.
- [33] P. Spirin and T. N. Tomaras, (2015), arXiv:1503.02016.
- [34] S. W. Hawking, *Commun. Math. Phys.* **43**, 199 (1975).
- [35] S. W. Hawking, *The Information Paradox for Black Holes*, 2015, arXiv:1509.01147.
- [36] M. Ciafaloni, D. Colferai, and G. Veneziano, *Phys. Rev. Lett.* **115**, 171301 (2015), arXiv:1505.06619.
- [37] G. Dvali, C. Gomez, R. Isermann, D. Lüst, and S. Stieberger, *Nucl.Phys.* **B893**, 187 (2015), arXiv:1409.7405.
- [38] D. J. Gross and P. F. Mende, *Phys.Lett.* **B197**, 129 (1987).
- [39] S. Weinberg, *Phys.Rev.* **140**, B516 (1965).
- [40] M. Jacob and G. C. Wick, *Annals Phys.* **7**, 404 (1959), [*Annals Phys.*281,774(2000)].
- [41] V. Cardoso, *Gen. Rel. Grav.* **45**, 2079 (2013), arXiv:1307.0038.