

Solving the Forward Position Problem of an In-Parallel Planar Manipulator in the Gauss Plane

Sureyya Sahin

sahin508@gmail.com

Abstract

We study determining the posture of an in-parallel planar manipulator, which has three connectors composed of revolute, prismatic and revolute joints, from specified active joint variables. We construct an ideal in the field of complex numbers, and we introduce self inversive polynomials. We provide results for an in-parallel planar manipulator, which has a base and moving platform in right triangular shape. Using Sage computer algebra system, we compute its Groebner bases. We illustrate that the single variable polynomials obtained from the Groebner bases are self reciprocal.

1 Introduction

In-parallel planar manipulators bring advantages to their application fields since they provide good load carrying capacity and accuracy; furthermore, these manipulators exhibit a simple kinematic structure. An in-parallel manipulator is composed of connectors as defined in Duffy [1], which are serial identical kinematic chains, a fixed base, and a moving platform. Each of the connectors, acting between the base and the moving platform, has at most one actuator.

While the kinematic structure of an in-parallel planar manipulator is relatively simple, a forward position analysis of such manipulators, which involves determining the posture of the moving platform for given active joint displacements, can be difficult. There are studies on solving this prob-

lem by using parametrization in the field of real numbers (\mathbb{R}). Nielsen and Roth [2] reported developments related to computational and numerical solution techniques of this problem including polynomial continuation and Groebner bases theory; furthermore, they presented application of the elimination methods to serial and parallel manipulators. As opposed to commonly used methods in solving the forward position analysis problem of planar manipulators as reported in [2], which are parametrized in the field of real numbers (\mathbb{R}), we obtain the solution of the equations in the algebraically closed field of complex numbers (\mathbb{C}). A few studies on using complex number methods are available in the literature. For example, Shigley et al. [3] used complex number methods to study the position analysis of closed-loop mechanisms. However, they treated complex numbers as an algebraic manipulation tool; therefore, they obtained solutions by utilizing the real and imaginary components of the resulting equations in \mathbb{R} . Another study available is by Wampler[4], who utilized numerical and matrix methods to solve forward position analysis problem of a closed-loop mechanism. The numerical method in [4], which was formulated in the Gauss plane led to solution in the field of complex numbers \mathbb{C} . Nevertheless, we attempt to solve the forward position analysis problem of an in-parallel planar manipulator in \mathbb{C} by using Groebner bases theory, which is one of the fundamental computational tools in algebraic geometry. The method in this study leads us to self reciprocal polynomials, which typically appear in problems involving

unit circle. These polynomials do not seem to be reported in kinematics literature before, yet there are studies in mathematics. For example, Diaz-Barrero and Egozcue [5] studied a methodology for constructing self inversive polynomials. We do not construct such polynomials in this study, but we obtain them from the algorithm for computing the Groebner basis.

The in-parallel planar parallel manipulator, which is used in this study has three connectors composed of revolute, prismatic, and revolute (3RPR) joints. In Section 2, we introduce inversion in the unit circle and derive self inversive polynomials, which possess a point and its inverse as roots. In Section 3, we discuss variety of an ideal, then solve the forward position problem of the manipulator by using the elimination ideals of its Groebner basis. We utilize the position equations of the 3RPR manipulator in the Gauss plane, which was derived in Sahin [6], in Section 3. Computer algebra systems are widely used in computing Groebner bases; thus, we use Sage mathematical software [7] for computations in the field of Gaussian Rational numbers ($\mathbb{Q}(i)$). We perform simulations which give two and four solutions—the 3RPR manipulator may have up to six solutions [1]—for the forward position analysis problem; additionally, we illustrate the inversive nature of the solutions in the unit circle. We draw the assembly configurations to illustrate the possible postures of the manipulator for each simulations.

2 Inversion of Points in the Unit Circle

This section includes background in inversive points and inversion in the unit circle as well as self reciprocal polynomials and their relation to inversive points.

To begin with, we refer to Fig. 1, where a circle ω centered at C with radius r and a point Z different from C are given. We find a point Z' on the ray through CZ such that $(CZ) \cdot (CZ') = r^2$; thus, the point Z' is the inverse of Z in the circle

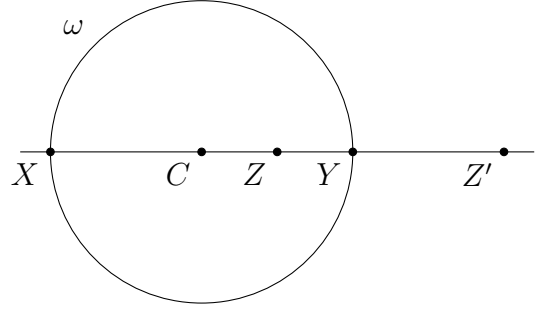


Figure 1: Power of a point Z with respect to the unit circle.

ω as defined in Dodge [8]. If we are given a point Z whose inverse in ω is Z' , then the inverse of Z' is Z . Therefore, inversion is cyclic and has period two.

We represent the inversion in the Gauss plane by using the equation $|z - c||z' - c| = r^2$, z' being the affix of the point Z' in the Gauss plane. Consequently, we provide the following theorem the proof of which is available in [8].

Theorem 1. *Inversion in a circle with center C and radius r has the complex representation*

$$(z' - c)(\bar{z} - \bar{c}) = r^2$$

If we replace the center C of the circle ω in Fig.3 to coincide with the origin O , then we can use Theorem 1 to obtain inversion in the unit circle. Consequently, substituting $c = 0$, and the radius $r = 1$ into the equation given in Theorem 1, we obtain the Corollary 1.

Corollary 1. *Inversion in the unit circle \mathbb{S} has the complex representation*

$$z' = \frac{1}{\bar{z}} = \frac{z}{|z|^2} \quad (1)$$

Hence, we can calculate the inverse of a point z in \mathbb{S} by using Eq. 1. For example, if we pick a point Z on \mathbb{S} , then its inverse is $z' = z/|z|^2 = z$. Thus, points on \mathbb{S} are invariant. Nevertheless, if we pick a point outside (inside) \mathbb{S} , then we will obtain the image inside (outside) the circle. Therefore, inversion turns \mathbb{S} inside-out, as referred to by

Coxeter and Greitzer [9]. Thus, we can think of the Gauss plane as composed of three partitions, the unit circle, inside and outside by using inversion in the unit circle.

We can use inversion to investigate the roots of a polynomial in a single variable, whose coefficients are defined in \mathbb{C} . Thus, we pick z as the root of such a polynomial, which is given by Eq. 2.

$$f(z) = c_n z^n + c_{n-1} z^{n-1} + \cdots + c_1 z + c_0 \quad (2)$$

Let us suppose that the inverse $1/\bar{z}$ is also root of the polynomial in Eq. 2. Then, we must have

$$c_n \left(\frac{1}{\bar{z}}\right)^n + c_{n-1} \left(\frac{1}{\bar{z}}\right)^{n-1} + \cdots + c_1 \frac{1}{\bar{z}} + c_0 = 0 \quad (3)$$

If we multiply Eq. 3 by \bar{z}^n and take the conjugate of the resulting equation, we obtain

$$f^*(z) = \overline{z^n f\left(\frac{1}{\bar{z}}\right)} = \sum_{i=0}^n \bar{c}_{n-i} z^i = 0 \quad (4)$$

Thus, we obtain the polynomial f^* , which is known as the (conjugate) reciprocal of the polynomial f . Consequently, we call f as a self inverse polynomial since $f(z) = f^*(z)$. Furthermore, we must have for each constant of f the formula $c_i = \bar{c}_{n-i}$ with $i = 0, \dots, n$. In summary, if z and its inverse in \mathbb{S} are roots of a polynomial, then we have a self inverse polynomial. The converse of this statement is also true. To illustrate this, we let z be the root of a self inverse polynomial f . Hence we write $f^*(z) = 0$. So, $z^n f(1/\bar{z}) = 0$. Since $z \neq 0$, we have $f(1/\bar{z}) = 0$; thus, $f(1/\bar{z}) = 0$. Therefore, we conclude that $1/\bar{z}$ is also a root of the self inverse polynomial.

Yet, we consider a special case of self inverse polynomials. We let the constants of the polynomial f in Eq. 2 be real numbers and a solution z would lie in the real axis. Then, the Eq. 4 reduces to

$$f^+(z) = z^n f\left(\frac{1}{z}\right) = \sum_{i=0}^n c_{n-i} z^i \quad (5)$$

In this case, we call the polynomial in Eq. 5, as defined in Barbeau [10], the reciprocal of f . Analogous to self inverse polynomials, we call the

polynomial satisfying $f(z) = z^n f^+(1/z)$ self reciprocal. In this case, the reciprocal $1/z$ of the root z is also a root of f .

We refer to Fig. 1 again with the circle being \mathbb{S} . Furthermore, we let the line on which Z, Z' lie be collinear with the real axis. Denoting the intersection points of \mathbb{S} with the real axis as $X = (-1, 0)$ and $Y = (1, 0)$, we prove the proposition 1 by using the notion of a harmonic conjugate. As given in Pedoe [11], the points Z and Z' are harmonic conjugates with respect to the segment XY if the Eq. 6 is satisfied.

$$\frac{\mathbf{Z'X}}{\mathbf{Z'Y}} = -\frac{\mathbf{ZX}}{\mathbf{ZY}} \quad (6)$$

where the bold variables in the fractions denote directed line segments. Thus, we are ready to prove Proposition 1.

Proposition 1. *Let $z' = 1/z$ be the reciprocal of a real number z obtained from inversion in the unit circle. Then, Z and Z' are harmonic conjugates with respect to the intersection points X and Y of the unit circle with the real axis.*

Proof. Referring to Fig. 1, and using the Eq. 6, we find

$$\frac{\mathbf{Z'X}}{\mathbf{Z'Y}} = \frac{-1 - \frac{1}{z}}{1 - \frac{1}{z}} = \frac{1+z}{1-z} = -\frac{\mathbf{ZX}}{\mathbf{ZY}}$$

Therefore we conclude that Z' and Z are harmonic conjugates with respect to XY . \square

Thus, if we have inversion of a point in the unit circle along the real axis, then the pair of points are harmonic conjugates.

3 Solution of the Position Equations

We will solve the position equations of the 3RPR manipulator, which are derived in [6], in this section. These equations of the 3RPR manipulator belong to the set of polynomials with coefficients in \mathbb{C} , which we denote as

$$\mathbb{C}[\text{cis}_a, \text{cis}_b, \text{cis}_c, \text{cis}_\alpha, \overline{\text{cis}_a}, \overline{\text{cis}_b}, \overline{\text{cis}_c}, \overline{\text{cis}_\alpha}]$$

Consequently, we would like to show that the position equations generate an ideal. We recall that for a set of polynomials $g_1, \dots, g_n \in k[x_1, x_2, \dots, x_n]$ with k being the field to which the coefficients of the polynomials belong, and x_i being variables of the polynomial, $\langle g_1, \dots, g_n \rangle$ is the ideal of $k[x_1, \dots, x_n]$ generated by g_i is given by Cox et al. [12] as:

$$\langle g_1, g_2, \dots, g_n \rangle = \left\{ \sum_{i=1}^n h_i g_i : g_i \in k[x_1, \dots, x_n] \right\} \quad (7)$$

We use this definition in Proposition 2 to prove that the loop-closure equations and the circular constraints derived in [6] form an ideal.

Proposition 2. *The position equations of the 3RPR in-parallel planar manipulator generates an ideal given by $I = \langle f_1, f_2, \dots, f_8 \rangle$ such that*

$$\begin{aligned} f_1 &= s_a \text{cis}_a + l_{ab} \text{cis}_\alpha - s_b \text{cis}_b - d_{ab} \\ f_2 &= s_a \text{cis}_a + l_{ac} \text{cis}_\beta \text{cis}_\alpha - s_c \text{cis}_c - d_{ac} \\ f_3 &= s_a \overline{\text{cis}}_a + l_{ab} \overline{\text{cis}}_\alpha - s_b \overline{\text{cis}}_b - \overline{d}_{ab} \\ f_4 &= s_a \overline{\text{cis}}_a + l_{ac} \overline{\text{cis}}_\beta \overline{\text{cis}}_\alpha - s_c \overline{\text{cis}}_c - \overline{d}_{ac} \\ f_5 &= \text{cis}_a \overline{\text{cis}}_a - 1 \\ f_6 &= \text{cis}_b \overline{\text{cis}}_b - 1 \\ f_7 &= \text{cis}_c \overline{\text{cis}}_c - 1 \\ f_8 &= \text{cis}_\alpha \overline{\text{cis}}_\alpha - 1 \end{aligned}$$

in $\mathbb{C}[\text{cis}_a, \text{cis}_b, \text{cis}_c, \text{cis}_\alpha, \overline{\text{cis}}_a, \overline{\text{cis}}_b, \overline{\text{cis}}_c, \overline{\text{cis}}_\alpha]$.

Proof. We use the definition of the ideal in the proof:

1. $\langle f_1, f_2, \dots, f_8 \rangle$ has zero element: We write $\sum_{i=1}^8 0 f_i = 0$ for $0 \in \mathbb{C}$.
2. $\langle f_1, f_2, \dots, f_8 \rangle$ is closed under addition: We suppose that $f = \sum_{i=1}^8 p_i f_i$, and $g = \sum_{i=1}^8 q_i f_i$ where $p_i, q_i \in \mathbb{C}[\text{cis}_a, \text{cis}_b, \text{cis}_c, \text{cis}_\alpha, \overline{\text{cis}}_a, \overline{\text{cis}}_b, \overline{\text{cis}}_c, \overline{\text{cis}}_\alpha]$. Then, the equation

$$f + g = \sum_{i=1}^8 (p_i + q_i) f_i \in \langle f_1, f_2, \dots, f_8 \rangle$$

holds.

3. Pick

$$h \in \mathbb{C}[\text{cis}_a, \text{cis}_b, \text{cis}_c, \text{cis}_\alpha, \overline{\text{cis}}_a, \overline{\text{cis}}_b, \overline{\text{cis}}_c, \overline{\text{cis}}_\alpha]$$

Then, we observe $hf = \sum_{i=1}^8 (hp_i) f_i \in I$.

Since I satisfies the conditions of an ideal, I is an ideal. \square

Thus, we construct an ideal from a finite number of polynomial equations—consequently, every ideal has a finite generating set by Hilbert basis theorem [12]. For the ideal I generated by the position equations, we define the associated variety as the set in Eq. 8.

$$\begin{aligned} \mathbf{V}(I) = \{ & (\text{cis}_a, \text{cis}_b, \dots, \overline{\text{cis}}_\alpha) \in \mathbb{C}^8 : \\ & f_i(\text{cis}_a, \text{cis}_b, \dots, \overline{\text{cis}}_\alpha) = 0 \\ & , \forall f_i \in I \} \end{aligned} \quad (8)$$

The Variety $\mathbf{V}(I)$ is the set of the solutions in the affine space \mathbb{C}^8 . Thus, the problem of finding the posture of the 3RPR manipulator reduces to determining the variety $\mathbf{V}(I)$. Furthermore, Proposition 3, a more general version of which is found in [12], gives us the ability to use the generators of I directly in calculating the affine variety.

Proposition 3. *Let $\mathbf{V}(f_1, f_2, \dots, f_8)$ be defined as an affine variety given by:*

$$\begin{aligned} \mathbf{V}(f_1, \dots, f_8) = \{ & (\text{cis}_a, \dots, \overline{\text{cis}}_\alpha) \in \mathbb{C}^8 : \\ & \forall f_i (\text{cis}_a, \dots, \overline{\text{cis}}_\alpha) = 0 \} \end{aligned}$$

If $I = \langle f_1, f_2, \dots, f_8 \rangle$, then $\mathbf{V}(I) = \mathbf{V}(f_1, \dots, f_8)$.

Proof. We let $(\text{cis}_a, \dots, \overline{\text{cis}}_\alpha) \in \mathbf{V}(I)$. So, for $f_i \in I$, we use Eq. 7 to write $f = \sum_{i=1}^8 h_i f_i \in I$ with $h_i \in \mathbb{C}[\text{cis}_a, \text{cis}_b, \text{cis}_c, \text{cis}_\alpha, \overline{\text{cis}}_a, \overline{\text{cis}}_b, \overline{\text{cis}}_c, \overline{\text{cis}}_\alpha]$. Thus, $f(\text{cis}_a, \dots, \overline{\text{cis}}_\alpha) = 0$, and in particular, $f_i(\text{cis}_a, \dots, \overline{\text{cis}}_\alpha) = 0$. Thus, $(\text{cis}_a, \dots, \overline{\text{cis}}_\alpha) \in \mathbf{V}(f_1, \dots, f_8)$, and hence, $\mathbf{V}(I) \subseteq \mathbf{V}(f_1, \dots, f_8)$.

Conversely, let us assume $(\text{cis}_a, \dots, \overline{\text{cis}}_\alpha) \in \mathbf{V}(f_1, \dots, f_8)$. Since $f_i(\text{cis}_a, \dots, \overline{\text{cis}}_\alpha) = 0$, we write $f = \sum_{i=1}^8 h_i f_i = 0$. Because $f_1, \dots, f_8 \in I$, we write $f \in I$. Therefore, $(\text{cis}_a, \dots, \overline{\text{cis}}_\alpha) \in \mathbf{V}(I)$, and $\mathbf{V}(f_1, \dots, f_8) \subseteq \mathbf{V}(I)$.

Hence, because $\mathbf{V}(I) \subseteq \mathbf{V}(f_1, \dots, f_8)$ and $\mathbf{V}(f_1, \dots, f_8) \subseteq \mathbf{V}(I)$, we must have $\mathbf{V}(I) = \mathbf{V}(f_1, \dots, f_8)$. \square

Thus, as a consequence of the forward position problem, we would like to find the set $V(I) = V(f_1, \dots, f_8)$ for given f_i in the Proposition 2. We can use Groebner bases theory to find $V(I)$. The Groebner basis is a set of polynomials the leading terms of which generate the same ideal as that of the leading terms of the ideal. Consequently, a Groebner basis of the ideal I is a basis of I . Thus, the solution of the Groebner basis would give us $V(I)$. Additional information about Groebner bases theory and the associated Buchberger algorithm can be found in [12].

We compute the Groebner basis in the numerical examples by using Sage computer algebra system. The computations are performed in the field of Gaussian rational numbers ($\mathbb{Q}(i)$) with the following lex order $\text{cis}_a >_{\text{lex}} \text{cis}_b >_{\text{lex}} \text{cis}_c >_{\text{lex}} \text{cis}_\alpha >_{\text{lex}} \overline{\text{cis}}_a >_{\text{lex}} \overline{\text{cis}}_b >_{\text{lex}} \overline{\text{cis}}_c >_{\text{lex}} \overline{\text{cis}}_\alpha$. The 3RPR in-parallel manipulator has a base and the moving platform in right triangular shapes. In particular, we use $l_{ac} = 4$, $l_{ab} = 3$, $d_{ac} = 8i$, $d_{ab} = 6$, and $\text{cis}_\beta = \text{cis}(\pi/2) = i$ as the numerical data in the examples. We substitute these values together with the connector lengths to each f_i of the Proposition 2 for the solution.

We provide two examples for computations. In the first example, we use the numerical values for the connector lengths as $s_a = 2$, $s_b = 7/2$, and $s_c = 5/2$. In the second numerical example, we use the connector lengths $s_a = 7/2$, $s_b = 6$, and $s_c = 15/2$.

3.1 Solving Position Equations of 3RPR In-Parallel Planar Manipulator

We solve the polynomial equations by using elimination ideals. For $I = \langle f_1, \dots, f_8 \rangle$, we define the l -th elimination ideal I_l as

$$I_l = I \cap \mathbb{C}[\text{cis}_{l+1}, \dots, \overline{\text{cis}}_\alpha]$$

where $\mathbb{C}[\text{cis}_{l+1}, \dots, \overline{\text{cis}}_\alpha]$ represents the remaining $8 - l$ elements of $\text{cis}_a, \dots, \overline{\text{cis}}_\alpha$. Thus, the elimination ideal I_l contains polynomials only in terms of $\text{cis}_{l+1}, \dots, \overline{\text{cis}}_\alpha$, which are written according to

lex order. To find the polynomials constituting the I_l , we use Groebner basis. For a basis G associated with the ideal I , we write

$$G_l = G \cap \mathbb{C}[\text{cis}_{l+1}, \dots, \overline{\text{cis}}_\alpha]$$

as the Groebner basis of the l -th elimination ideal I_l [12].

For each of the G_l , we find the corresponding partial solution set, $V(I_l)$. Then, we increase the variables by one and form the Groebner basis G_{l-1} of the ideal I_{l-1} . We calculate the additional coordinate and stack to the partial solution. We repeat until we find all the coordinates.

3.1.1 Solution Set for Example 1

For the example with connector lengths $s_a = 2$, $s_b = 7/2$, and $s_c = 5/2$, we compute the Groebner basis and include it in the Appendix A. We inspect the polynomials g_i of the Groebner basis in the first numerical example to find I_7 as:

$$I_7 = I \cap \mathbb{C}[\overline{\text{cis}}_\alpha] = \langle g_8 \rangle$$

with g_8 being taken from the Appendix A as

$$g_8 = \frac{\overline{\text{cis}}_\alpha^4}{\text{cis}_\alpha} - \frac{213}{50}\overline{\text{cis}}_\alpha^3 + \frac{165857}{25600}\overline{\text{cis}}_\alpha^2 - \frac{213}{50}\overline{\text{cis}}_\alpha + 1 \quad (9)$$

We note that the polynomial in Eq. 9 is self reciprocal. Solving the equation $g_8 = 0$, we obtain the partial solution $V(I_7)$. Consequently, we calculate:

$$V(I_7) = \{\overline{\text{cis}}_\alpha : 0.549, 1.822, 0.944 - 0.329i, 0.944 + 0.329i\}$$

We draw the roots in Fig. 2 with respect to the unit circle. Thus, we find that two of the solutions are real while the other two are complex conjugates located on \mathbb{S} . Furthermore, we observe that the real roots form an inversive pair. By Proposition 1, we conclude that the real roots are harmonic conjugates.

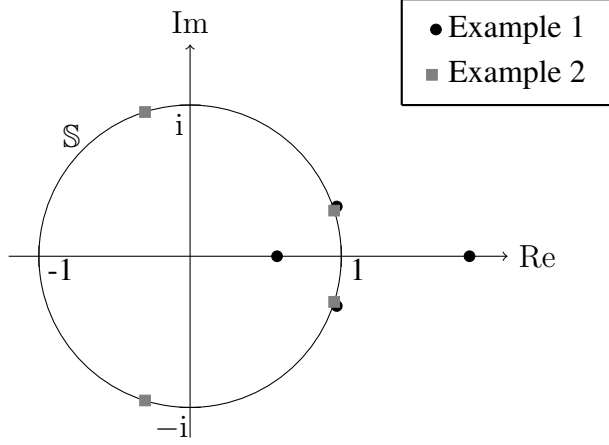


Figure 2: Roots of the first elimination ideals for the examples with respect to the unit circle \mathbb{S} .

Discarding the two real solutions from $\mathbf{V}(I_7)$, we continue to extend the solution set to $\mathbf{V}(I_6)$. We note that

$$I_6 = I \cap \{\overline{\text{cis}_c}, \overline{\text{cis}_\alpha}\} = \langle g_7, g_8 \rangle$$

with g_7 taken from the Appendix A as

$$\begin{aligned} g_7 = & \overline{\text{cis}_c} + \left(-\frac{14080}{2017} + \frac{2880}{2017}i \right) \overline{\text{cis}_\alpha}^3 \\ & + \left(\frac{264704}{10085} - \frac{54144}{10085}i \right) \overline{\text{cis}_\alpha}^2 \\ & + \left(-\frac{254163}{8063} + \frac{1188649}{161360}i \right) \overline{\text{cis}_\alpha} \\ & + \frac{128698}{10085} - \frac{44936}{10085}i \end{aligned}$$

Thus, we use $g_7 = 0$ to solve for the coordinates $\overline{\text{cis}_c}$ to obtain

$$\begin{aligned} \mathbf{V}(I_6) = & \{(\overline{\text{cis}_c}, \overline{\text{cis}_\alpha}) : (-0.135 + 0.991i, \\ & 0.944 - 0.329i), (0.944 + 0.329i, \\ & 0.451 + 0.892i)\} \end{aligned}$$

We continue extending until we obtain the vari-

ety of the ideal $\mathbf{V}(I)$ as:

$$\begin{aligned} \mathbf{V}(I) = & \{(\text{cis}_a, \text{cis}_b, \text{cis}_c, \text{cis}_\alpha, \overline{\text{cis}_a}, \overline{\text{cis}_b}, \\ & \overline{\text{cis}_c}, \overline{\text{cis}_\alpha}) : (0.489 + 0.872i, \\ & -0.626 + 0.780i, -0.135 - 0.991i, \\ & 0.944 + 0.329i, 0.489 - 0.872i, \\ & -0.626 - 0.780i, -0.135 + 0.991i, \\ & 0.944 - 0.329i), (-0.093 + 0.996i, \\ & -0.958 + 0.287i, 0.451 - 0.892i, \\ & 0.944 - 0.329i, -0.093 - 0.996i, \\ & -0.958 - 0.287i, 0.451 + 0.892i, \\ & 0.944 + 0.329i)\} \end{aligned} \quad (10)$$

We convert the solutions of $\mathbf{V}(I)$ to angular quantities by using Eq. 6 available in [6] to obtain the solutions in degrees as given in Eq. 11.

$$\begin{aligned} S = & \{(\theta_a, \theta_b, \theta_c, \alpha) : (60.75, 128.72, -97.75, \\ & 19.18), (95.32, 163.3, -63.16, \\ & -19.18)\} \end{aligned} \quad (11)$$

The postures of the in-parallel planar manipulator corresponding to the solution set S is given in Fig. 3.

3.1.2 Solution Set for Example 2

For the connector lengths $s_a = 7/2$, $s_b = 6$, and $s_c = 15/2$, we compute the Groebner bases, which we include in the Appendix B. We inspect the polynomials of the Groebner bases, thus we find I_7 as:

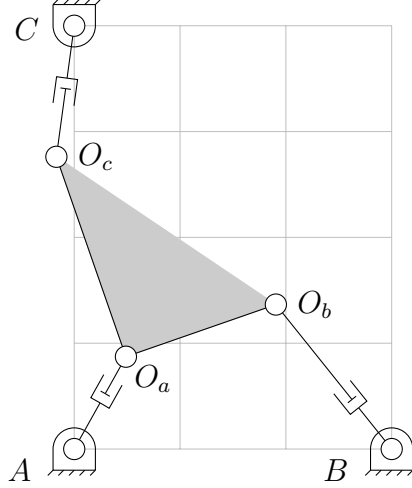
$$I_7 = I \cap \mathbb{C}[\overline{\text{cis}_\alpha}] = \langle h_8 \rangle$$

with h_8 being a self reciprocal polynomial, which is taken from the Appendix B as

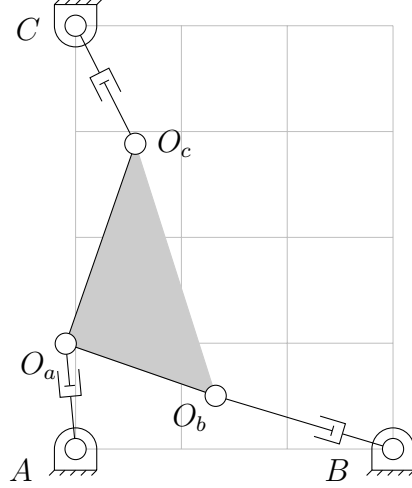
$$h_8 = \overline{\text{cis}_\alpha}^4 - \frac{131}{100}\overline{\text{cis}_\alpha}^3 + \frac{12409}{14400}\overline{\text{cis}_\alpha}^2 - \frac{131}{100}\overline{\text{cis}_\alpha} + 1$$

Thus, the partial solution is obtained by solving $h_8 = 0$. Consequently, we obtain the roots as two pairs of complex conjugates given in Eq. 12.

$$\begin{aligned} \mathbf{V}(I_7) = & \{\overline{\text{cis}_\alpha} : -0.298 - 0.954i, -0.298 \\ & + 0.954i, 0.953 - 0.302i, \\ & 0.953 + 0.302i\} \end{aligned} \quad (12)$$



(a) $\theta_a = 60.75$, $\theta_b = 128.72$, $\theta_c = -97.75$, $\alpha = 19.18$.



(b) $\theta_a = 95.32$, $\theta_b = 163.3$, $\theta_c = -63.16$, $\alpha = -19.18$.

Figure 3: Assembly configurations of the solution in Eq. 11, example 3.1.1.

We draw the roots given in the Eq. 12 in Fig. 2 as gray squares. We observe that all the roots lie on the unit circle.

Proceeding as in the previous example and solving coordinates one at a time, we obtain the variety $V(I)$ as:

$$\begin{aligned}
 V(I) = \{ & (\text{cis}_a, \text{cis}_b, \text{cis}_c, \text{cis}_\alpha, \overline{\text{cis}_a}, \overline{\text{cis}_b}, \\ & \overline{\text{cis}_c}, \overline{\text{cis}_\alpha}) : (0.869 + 0.495i \\ & , -0.642 + 0.766i, -0.104 - 0.995i \\ & , -0.298 + 0.954i, 0.869 - 0.495i \\ & , -0.642 - 0.766i, -0.104 + 0.995i \\ & , -0.298 - 0.954i), (0.262 + 0.965i \\ & , -0.996 - 0.086i, 0.631 - 0.775i \\ & , -0.298 - 0.954i, 0.262 - 0.965i \\ & , -0.996 - 0.086i, 0.631 + 0.775i \\ & , -0.298 + 0.954i), (-0.776 - 0.830i \\ & , -0.976 - 0.217i, -0.523 - 0.852i \\ & , 0.954 + 0.301i, -0.776 + 0.63i \\ & , -0.976 + 0.217i, -0.523 + 0.852i \\ & , 0.953 - 0.302i), (-0.322 - 0.947i \\ & , -0.711 - 0.703i, 0.01 - i \\ & , 0.954 - 0.301i, -0.322 + 0.947i \\ & , -0.711 + 0.703i, 0.01 + i \\ & , 0.953 + 0.302i) \}
 \end{aligned} \tag{13}$$

We transform the solution $V(I)$ to \mathbb{S}^4 by the same procedure as in the Example 1 to obtain the solution set in degrees in Eq. 14.

$$\begin{aligned}
 S = \{ & (\theta_a, \theta_b, \theta_c, \alpha) : (29.7, 129.98, -95.95 \\ & , 107.36), (74.8, 175.08, -50.85 \\ & , -107.36), (-140.94, -167.48, -121.54 \\ & , 17.55), (-108.79, -135.33, -89.4 \\ & , -17.55) \}
 \end{aligned} \tag{14}$$

We draw the posture of the 3RPR in-parallel manipulator by using the solution set S in Eq. 14 as shown in Fig. 4.

4 Conclusion

In this paper, we solve the position equations of a 3RPR in-parallel planar manipulator, which are essentially linear equations with the constraints associated with revolute joints, in the Gauss plane in order to obtain the posture of the moving platform. We use Groebner bases theory to obtain the solution of the resulting ideal consisting of four planes and circles. As can be seen from the concrete examples for the 3RPR manipulator, the elimination ideal which contain only the single variable polynomial are used as the base step for

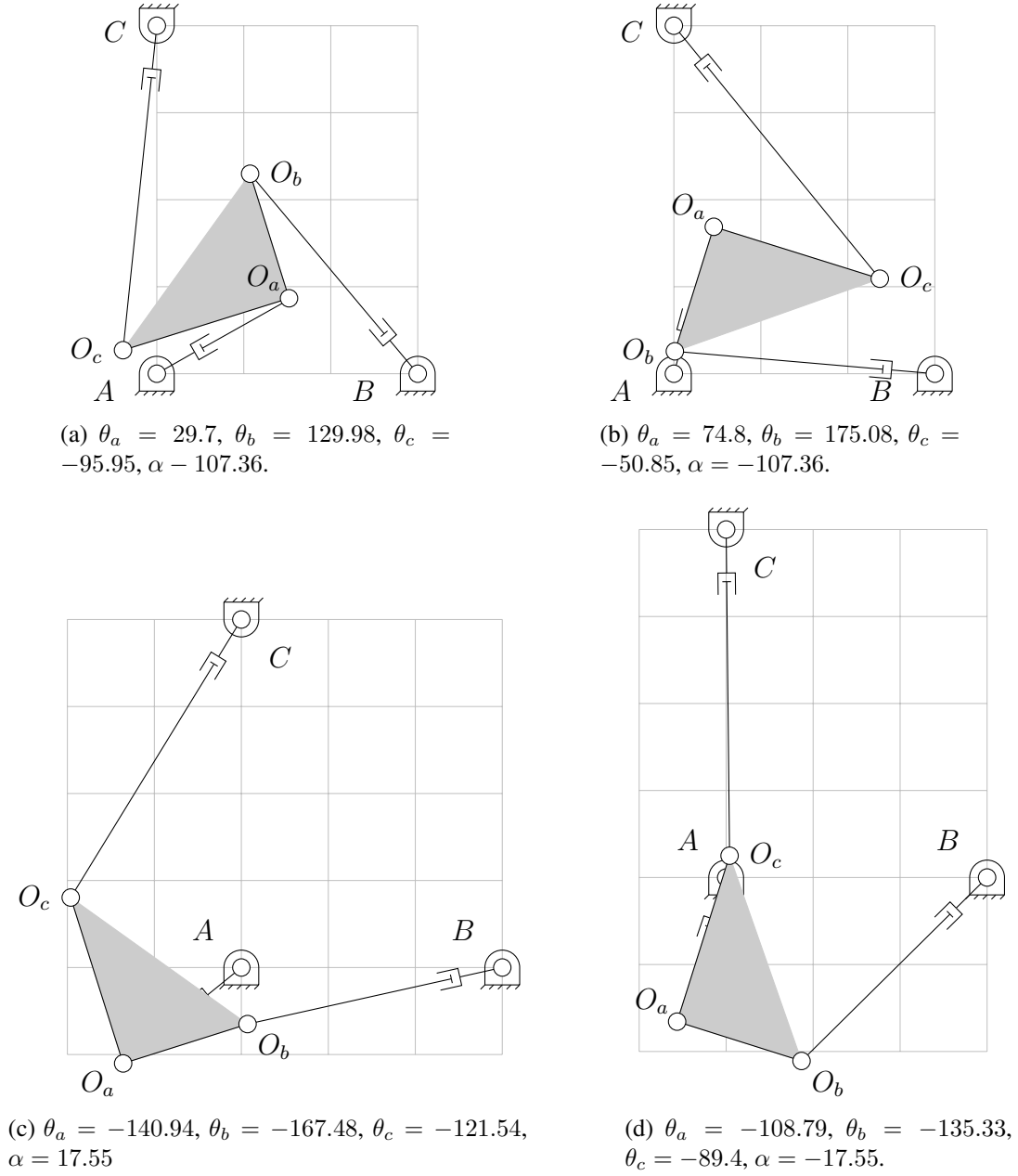


Figure 4: Assembly configurations corresponding to the solution in Eq. 14, example 3.1.2.

obtaining the solutions. The single variable polynomials are self reciprocal in $\mathbb{Q}(i)$, thus we obtain either points on the circle or on the real axis. Thus, we obtain either harmonic conjugates on the real line or complex conjugates on the unit circle. This behavior of the polynomials in solving the forward position analysis of the manipulator is not observed in other studies using \mathbb{R} in the literature, or which use numerical methods.

Thus, as a conclusion, we emphasize the importance of working in the field \mathbb{C} , which is algebraically closed. While parametrization of spatial manipulators does not appear to be convenient in \mathbb{C} , this fact allows us to inspect position analysis of planar manipulators in more detail in \mathbb{C} by using tools from algebra and geometry.

A Elements of the Groebner Basis G

We tabulate the elements of the Groebner basis of the example in Section 3.1.1 below:

$$g_1 = \text{cis}_a + \left(\frac{11549}{8068} - \frac{1117}{2017}i \right) \overline{\text{cis}_\alpha}^3 + \left(-\frac{699937}{403400} + \frac{327921}{100850}i \right) \overline{\text{cis}_\alpha}^2 + \left(-\frac{121048707}{206540800} - \frac{289403069}{51635200}i \right) \overline{\text{cis}_\alpha} + \frac{1529727}{1613600} + \frac{13606769}{6454400}i$$

$$g_2 = \text{cis}_b + \left(\frac{23651}{14119} - \frac{4468}{14119}i \right) \overline{\text{cis}_\alpha}^3 + \left(-\frac{3277663}{705950} + \frac{655842}{352975}i \right) \overline{\text{cis}_\alpha}^2 + \left(\frac{1886152707}{361446400} - \frac{289403069}{90361600}i \right) \overline{\text{cis}_\alpha} - \frac{562911}{403400} + \frac{1942967}{1613600}i$$

$$g_3 = \text{cis}_c + \left(\frac{11549}{10085} + \frac{11668}{10085}i \right) \overline{\text{cis}_\alpha}^3 + \left(-\frac{699937}{504250} - \frac{1062642}{252125}i \right) \overline{\text{cis}_\alpha}^2 + \left(-\frac{121048707}{258176000} + \frac{379664069}{64544000}i \right) \overline{\text{cis}_\alpha} + \frac{1529727}{2017000} - \frac{15573119}{8068000}i$$

$$g_4 = \text{cis}_\alpha + \overline{\text{cis}_\alpha}^3 - \frac{213}{50}\overline{\text{cis}_\alpha}^2 + \frac{165857}{25600}\overline{\text{cis}_\alpha} - \frac{213}{50}$$

$$g_5 = \overline{\text{cis}_a} + \left(-\frac{17600}{2017} + \frac{3600}{2017}i \right) \overline{\text{cis}_\alpha}^3 + \left(\frac{66176}{2017} - \frac{13536}{2017}i \right) \overline{\text{cis}_\alpha}^2 + \left(-\frac{1270815}{32272} + \frac{930473}{129088}i \right) \overline{\text{cis}_\alpha} + \frac{64349}{4034} - \frac{3166}{2017}i$$

$$g_6 = \overline{\text{cis}_b} + \left(-\frac{70400}{14119} + \frac{14400}{14119}i \right) \overline{\text{cis}_\alpha}^3 + \left(\frac{264704}{14119} - \frac{54144}{14119}i \right) \overline{\text{cis}_\alpha}^2 + \left(-\frac{1319223}{56476} + \frac{930473}{225904}i \right) \overline{\text{cis}_\alpha} + \frac{152902}{14119} - \frac{12664}{14119}i$$

$$g_7 = \overline{\text{cis}_c} + \left(-\frac{14080}{2017} + \frac{2880}{2017}i \right) \overline{\text{cis}_\alpha}^3 + \left(\frac{264704}{10085} - \frac{54144}{10085}i \right) \overline{\text{cis}_\alpha}^2 + \left(-\frac{254163}{8063} + \frac{1188649}{161360}i \right) \overline{\text{cis}_\alpha} + \frac{128698}{10085} - \frac{44936}{10085}i$$

$$g_8 = \overline{\text{cis}_\alpha}^4 - \frac{213}{50}\overline{\text{cis}_\alpha}^3 + \frac{165857}{25600}\overline{\text{cis}_\alpha}^2 - \frac{213}{50}\overline{\text{cis}_\alpha} + 1$$

B Elements of the Groebner Basis H

We tabulate the elements of the Groebner basis of the example in Section 3.1.2.

$$h_1 = \text{cis}_a + \left(-\frac{50847}{185143} - \frac{66196}{185143}i \right) \overline{\text{cis}_\alpha}^3 + \left(\frac{1765851}{2644900} + \frac{4147919}{4628575}i \right) \overline{\text{cis}_\alpha}^2 + \left(-\frac{21536141}{888686400} - \frac{1231963}{95216400}i \right) \overline{\text{cis}_\alpha} + \frac{3059531}{15869400} + \frac{2633513}{9257150}i$$

$$h_2 = \text{cis}_b + \left(\frac{35949}{105796} - \frac{16549}{79347}i \right) \overline{\text{cis}_\alpha}^3 + \left(-\frac{2809319}{10579600} + \frac{4147919}{7934700}i \right) \overline{\text{cis}_\alpha}^2 + \left(\frac{211625047}{507820800} - \frac{8623741}{1142596800}i \right) \overline{\text{cis}_\alpha} + \frac{87116033}{190432800} + \frac{2633513}{15869400}i$$

$$\begin{aligned}
h_3 = & \text{cis}_c + \left(-\frac{16949}{132245} + \frac{145396}{396735}i \right) \overline{\text{cis}_\alpha}^3 \\
& + \left(\frac{4120319}{13224500} - \frac{2781719}{9918375}i \right) \overline{\text{cis}_\alpha}^2 \\
& + \left(-\frac{21536141}{1904328000} + \frac{647787541}{1428246000}i \right) \overline{\text{cis}_\alpha} \\
& + \frac{21416717}{238041000} + \frac{9933437}{19836750}i
\end{aligned}$$

$$h_4 = \text{cis}_\alpha + \overline{\text{cis}_\alpha}^3 - \frac{131}{100}\overline{\text{cis}_\alpha}^2 + \frac{12409}{14400}\overline{\text{cis}_\alpha} - \frac{131}{100}$$

$$\begin{aligned}
h_5 = & \overline{\text{cis}_a} + \left(-\frac{114000}{185143} + \frac{158400}{185143}i \right) \overline{\text{cis}_\alpha}^3 \\
& + \left(\frac{92340}{185143} - \frac{128304}{185143}i \right) \overline{\text{cis}_\alpha}^2 \\
& + \left(\frac{327349}{2221716} - \frac{33449}{185143}i \right) \overline{\text{cis}_\alpha} \\
& + \frac{69306}{185143} - \frac{105208}{185143}i
\end{aligned}$$

$$\begin{aligned}
h_6 = & \overline{\text{cis}_b} + \left(-\frac{9500}{26449} + \frac{13200}{26449}i \right) \overline{\text{cis}_\alpha}^3 \\
& + \left(\frac{7695}{26449} - \frac{10692}{26449}i \right) \overline{\text{cis}_\alpha}^2 \\
& + \left(-\frac{1576979}{3808656} - \frac{33449}{317388}i \right) \overline{\text{cis}_\alpha} \\
& + \frac{64449}{52898} - \frac{26302}{79347}i
\end{aligned}$$

$$\begin{aligned}
h_7 = & \overline{\text{cis}_c} + \left(-\frac{7600}{26449} + \frac{10560}{26449}i \right) \overline{\text{cis}_\alpha}^3 \\
& + \left(\frac{6156}{26449} - \frac{42768}{132245}i \right) \overline{\text{cis}_\alpha}^2 \\
& + \left(\frac{327349}{4760820} + \frac{59381}{132245}i \right) \overline{\text{cis}_\alpha} \\
& + \frac{23102}{132245} - \frac{528392}{396735}i
\end{aligned}$$

$$h_8 = \overline{\text{cis}_\alpha}^4 - \frac{131}{100}\overline{\text{cis}_\alpha}^3 + \frac{12409}{14400}\overline{\text{cis}_\alpha}^2 - \frac{131}{100}\overline{\text{cis}_\alpha} + 1$$

References

- [1] J. Duffy, *Statics and Kinematics with Applications to Robotics*. Cambridge University Press, Cambridge, UK, 1996.
- [2] J. Nielsen and B. Roth, “On the kinematic analysis of robotic mechanisms,” *The International Journal of Robotics Research* **18** no. 12, (December, 1999) 1147–1160.
- [3] J. E. Shigley and J. J. Uicker, *Theory of Machines and Mechanisms*. McGraw-Hill, New York, second ed., 1995.
- [4] C. W. Wampler, “Solving the kinematics of planar mechanisms by dixon determinant and a complex-plane formulation,” *ASME J. Mech. Design* **123** no. 3, (September, 2001) 382–387.
- [5] J. L. Diaz-Barrero and J. J. Egozcue, “Characterization of polynomials using reflection coefficients,” *Applied Mathematics E-Notes* **4** no. 1, (2004) 114–121.
- [6] S. Sahin, “Position Equations of a 3RPR Planar Manipulator,” *ArXiv e-prints* (Aug., 2015), arXiv:1508.01733 [cs.RO].
- [7] W. Stein *et al.*, *Sage Mathematics Software (Version 6.6)*. The Sage Development Team, 2014.
<http://www.sagemath.org>.
- [8] C. W. Dodge, *Euclidean Geometry and Transformations*. Dover, Mineola, NY, 2004.
- [9] H. S. M. Coxeter and S. L. Greitzer, *Geometry Revisited*. New Mathematical Library. The Mathematical Association of America, Washington, DC, 1967.
- [10] E. J. Barbeau, *Polynomials*. Problem Books in Mathematics. Springer, New York, NY, 1989.

- [11] D. Pedoe, *Geometry: A Comprehensive Course*. Dover, New York, 1988.
- [12] D. A. Cox, J. Little, and D. O'Shea, *Ideals, Varieties, and Algorithms*. Undergraduate Texts in Mathematics. Springer, New York, third ed., 2007.