

Context Sensitive Article Ranking with Citation Context Analysis

Metin Doslu and Haluk O. Bingol

Abstract—It is hard to detect important articles in a specific context. Information retrieval techniques based on full text search can be inaccurate to identify main topics and they are not able to provide an indication about the importance of the article. Generating a citation network is a good way to find most popular articles but this approach is not context aware.

The text around a citation mark is generally a good summary of the referred article. So citation context analysis presents an opportunity to use the wisdom of crowd for detecting important articles in a context sensitive way. In this work, we analyze citation contexts to rank articles properly for a given topic. The model proposed uses citation contexts in order to create a directed and edge-labeled citation network based on the target topic. Then we apply common ranking algorithms in order to find important articles in this newly created network. We showed that this method successfully detects a good subset of most prominent articles in a given topic. The biggest contribution of this approach is that we are able to identify important articles for a given search term even though these articles do not contain this search term. This technique can be used in other linked documents including web pages, legal documents, and patents as well as scientific papers.

Index Terms—citation context, citation network, document retrieval, ranking, searching, information retrieval.

1 INTRODUCTION

A researcher needs to know about related work before starting to study on a topic. In this context, citation indexes such as CiteSeerX [1] are very useful to navigate through related research articles. Some of the citation indexes provide a medium to search over full text of articles. Citation indexes are also able to index articles without access to full text with the help of articles cite them. They also provide a way to evaluate importance of an article because they also report the number of times the article is cited.

However it is still an exhaustive work to scan scientific literature to find important articles in the interested topic. Text of an article would contain lots of words not related with its main topic. These words would be used in examples, controversy arguments etc. Search methods which use indexing techniques on full text suffer from these problems. Fig. 1 shows a part from an article [2] which is about information retrieval. This text part contains a term about “cancer”. So any full text indexing technique will index this article for the term “cancer” although this term is not related with the main argument of the article. Indexing techniques also do not have any information about the importance of the target articles.

Citations provide a way to measure the relative impact of articles. A *citation network* is formed by articles as nodes, and there is an arc from article i to article j if and only if i contains a citation to j . Forming a citation network and ranking articles according to their in-degree, i.e. *citation count*, on this network helps to identify important articles over all articles.

3. The unit of measurement mole is an abbreviated form of the phrase *gram-molar-weight*.
4. *CRC* is an acronym used to refer to the disease *Colorectal cancer*.
5. The *DLEC1* gene (deleted in lung and esophageal cancer 1) can also be referred to by the following synonymous gene names: *DLC1* or *F56*.

More specifically, the aim of this paper is to address this issue of synonymy by collecting related and near-synonymous terms from the *citation contexts* of articles for a given journal paper. Citation contexts refer to textual descriptions of a given scientific article found in other articles in the document collection which cite it. Our hypothesis, in this paper, is that

Fig. 1. Part of an article about information retrieval.

Citation networks provide a way to detect the most outstanding articles in the scientific literature. However ranking obtained from a citation network does not contain context information, so one still needs to differentiate them according to the context. Combining indexing techniques with a citation network would be a good approach to try, but this hybrid method still suffers from terms inside the article but not related with the main topic of the article. Based on results of academic search engines, we would infer that they use such hybrid systems which consist of full text indexing and citation network as a part of their systems.

A *citation context* is essentially the text surrounding the reference markers used to refer to other scientific works [2]. Citation context provides an useful way to identify the main contributions of an scientific publication because authors refer articles by briefly presenting main points of the cited article in citation context. To be cited in an article with specific terms is a significant indication of importance in that topic. More the article is cited with the same terms means that this article is more important in the topic which these terms represent.

Citation context is generally formed by the explicit and definitive words that the citing author uses to describe the cited work. Most of the time, the citation context is

• M. Doslu and H.O. Bingol are with the Department of Computer Engineering, Bogazici University, Istanbul
E-mail: metindoslu@gmail.com and bingol@boun.edu.tr

a very good summary of the cited article or points to some important highlights about it. In other words, citation context contains representative keywords for the cited work. Citation context analysis provides us an opportunity to reason about main topics of the cited article even though we do not have the contents of the article. Schwartz and Hearst stated that it is hypothesized that through time, the citation context can more accurately describe the most important contributions of an article than its original abstract [3].

There are many documents types that contain links. Patents or laws refer to some other patents or laws. It is observed that the link structure formed by citations is analogous to that of the web where the links are hyperlinks between web pages. This motivated us to use widely used network analysis methods for web link analysis such as HITS [4] and PageRank [5] to apply on our dataset.

1.1 Our Approach

Our contribution is in applying Complex Networks techniques to network of linked documents. For a given query, a new set of documents retrieved, a new network is generated on the retrieved documents, and standard network based ranking algorithms is run on the obtained network. As a result, a new ranking is obtained. Therefore, our goal is not build an Information Retrieval (IR) system but to develop some new approaches, which can be used in an IR system.

We assume that terms in the citation context are already extracted. Using terms, we construct context aware citation networks. Then we present a method on these networks to find important articles for a given topic by using common network analysis methods.

Utilizing citation contexts helps us to find articles especially in the following situations where there is no way to pinpoint them using full text indexing methods:

- Suppose that an article proposed a concept, and later someone else build another concept on the top of this concept. In such situations, if you are looking for important articles for the second concept, you would also like to see articles related to the first concept. For example, “Hadoop” was derived from Google File System (GFS) [6] and Google’s “MapReduce” [7] articles. In this case, if one is looking for important articles for “Hadoop”, he should also able to see articles related to “MapReduce” although “Hadoop” is never mentioned in it.
- If there are closely related concepts, say c_1 and c_2 . It is possible that one document talks about c_1 while never mentions c_2 . In full text approach, there is no way to get documents on c_2 . For example, concepts “power law” and “small world” in Complex Networks are closely related. There can be some articles which talk about “small world” without mentioning “power law”. In such situations, if one looks for important articles for “power law”, he also would like to see articles related with “small world”.

2 RELATED WORK

We are creating a context aware network by using citation context, so we utilized existing work on citation context

and network generation with scientific papers. We will summarize related work in this section.

2.1 Citation Context

Bradshaw used citation contexts to index cited papers in his *Reference Directed Indexing (RDI)* method [8]. The main motivation behind RDI is that, in a citation context authors describe a cited article with similar terms to a search query used to search it. He used a citation context length that is approximately 100 words long with 50 words on either side of the point of citation. Then he created a list of index terms for the cited article from the citation contexts where it is cited. As the number of citation contexts to the paper increases, a pattern emerges. Some terms are observed more frequently. The score of these index terms are increased. After term indexes for all articles are created in the dataset, for a given query, RDI first checks articles which contain all the terms of the query in their index list, and then ranks them according to their index scores. The results are tested by checking how many relevant documents returned by his search engine based on RDI in the top ten and compared their results with a full text similarity based index search method.

Research of Bradshaw is the closest study to ours. We also used citation context to rank papers for specific topics. We differ in two main aspects which will be discussed shortly. (i) We created a directed network of articles where arcs are labelled by terms obtained from the citation contexts instead of indexing citation context. (ii) Another contribution of ours is that instead of just using search term we also search for similar terms in citation contexts while forming our citation network. This increases accuracy and robustness of our system.

Connected document structure is observed not only in scientific papers but in web pages, too. Ritchie et al. discussed similarities between the web and scientific literature, making an analogy as hyperlinks between web pages alongside citation links between articles [9]. They mentioned that there are fundamental differences like greater variability of web pages and the independent quality control of scientific texts through the peer review process. They stated that the analogy between hyperlinks and citations is not perfect because the number of hyperlinks varies from web page to web page where the number of citations in papers is somehow restricted. Aljaber et al. also makes an analogy between citation context in scientific articles and anchor text in web pages [2].

It is shown that citation contexts can be used to cluster documents [2]. For each article, a citation term representation is generated from all its citation contexts found in the dataset. Then the representation is used to cluster articles.

It is also shown that citation contexts can be used to summarize articles [10]. They extracted significant key phrases from the set of citation contexts where key phrases are expressed using n -grams. Then, they used these key phrases to build the summary.

In a very previous work, citations of scientific articles are classified according to whether they are conceptual or operational, organic or perfunctory, evolutionary or juxtapositional, confirmatory or negational [11].

Although there are variety of works that focus on citation contexts, these efforts were relatively on small datasets. For example Bradshaw used 10,000 articles [8] and Ritchie et al. used 9,000 articles [9]. Most of the bigger datasets are not well structured and require lots of preprocessing and manual work. Problems coined are generally unsupervised and evaluation of results requires manual work. This makes infeasible to evaluate large result sets. For example, in order to evaluate results Bradshaw listed top 10 articles for every test query they run on both their system and comparison systems. Then, they mixed results and manually checked the relevance of articles in the result sets without knowing which system found which articles [8].

According to Aljaber et al. using terms around citation references with a predefined window size is a simple but effective way to determine useful terms [2]. They tried different window sizes and found that 50 words before and after the citation reference is optimal citation context size for document clustering on their datasets. Similarly Bradshaw also used citation contexts of 100 words length extracted from articles with 50 words on both sides of the citation mark to index the cited articles [8].

2.2 Network Generation

One can use different methods to create a network over an article dataset.

The main assumption behind bibliographic coupling, introduced by Kessler, is that similar articles have similar references [12]. Two articles are *bibliographically coupled* if and only if they cite the same article. Number of common citations can be used to create an undirected weighted edge between these two articles.

Another way to create a network from articles is to use co-citation analysis. The *co-citation count* for two articles A and B is the number of articles that cite A and B together [13]. We can generate a weighted undirected network by creating edges between articles using co-citation counts. The main assumption behind co-citation analysis is that similar articles are cited together more frequently. Gipp et al. introduced an extended approach, called *Co-citation Proximity Analysis (CPA)*, on the top of co-citation analysis [14]. CPA considers the proximity of citations within an article with basic assumption that two articles are more similar if citations to them appear closely. Then, we can calculate weight of an edge between two articles with a function of proximity of citations.

3 METHODOLOGY

We need a methodology which is good both for relevance and significance. An article identifies the main contributions of the cited article and uses related terms when citing this article. This gives us invaluable information about the relevance of cited articles with the interested topic. Heavily cited articles with related terms generally mean important contributions in the topic of interest, so more the citation count means more significant the cited article.

The citation context of a citing article may have many possible meanings: it may be off topic or it may convey criticism rather than approval. It is hard to determine the

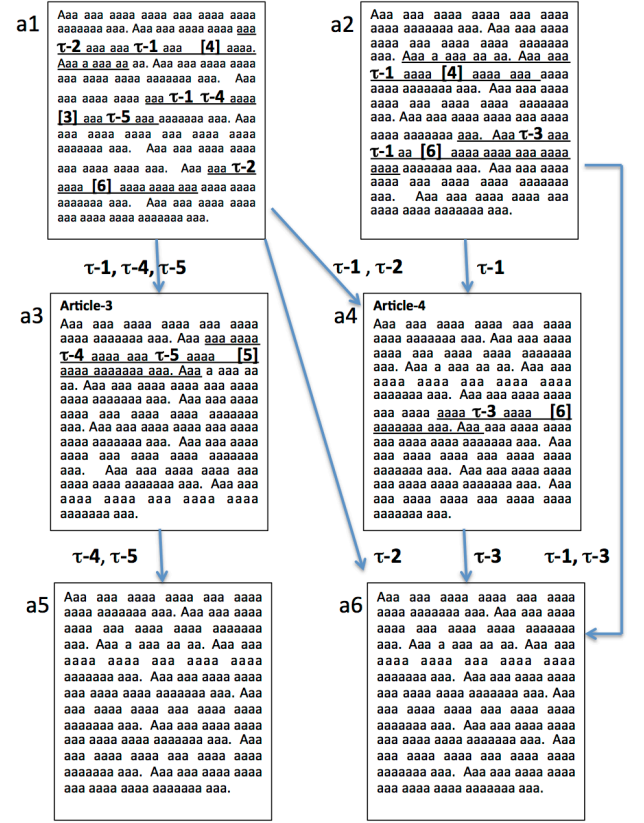


Fig. 2. Citation network of a set of articles. For convenience, the citation contexts are underlined and the terms are in bold. For example, “[4]” in article $a1$ denotes a citation to article $a4$ with terms τ_1 and τ_2 .

intent of the citation context automatically [15]. But in aggregate, if an article is cited by many articles with the same terms, then it is receiving a kind of collective confirmation in the area of the term represents. We can extract cumulative understanding of the crowd for the cited article from cumulative citation contexts of citing articles.

Our method is not on term extraction. So we assume that we have some means to extract terms from citation context. Term extraction approach used in our proof of concept implementation is discussed later in Sec. 4.2.

We propose a new system that takes a term as input, where term can be a single word or multiple words. As any other system, the system (i) returns an unordered list of documents and (ii) orders the list. The details are given shortly.

3.1 Citation Network

Citation context is the text around the citation marker. The size of this text can be defined as a specific number of sentences, words or characters around the citation marker. We can form a *citation network*, a directed graph, from citation information by creating directed edges from citing article to cited articles. Actually, an edge in a citation network carries more information than just a single binary relation. We can extract *terms*, that is, a word or group of words, from citation context which author used in order to explain the cited document.

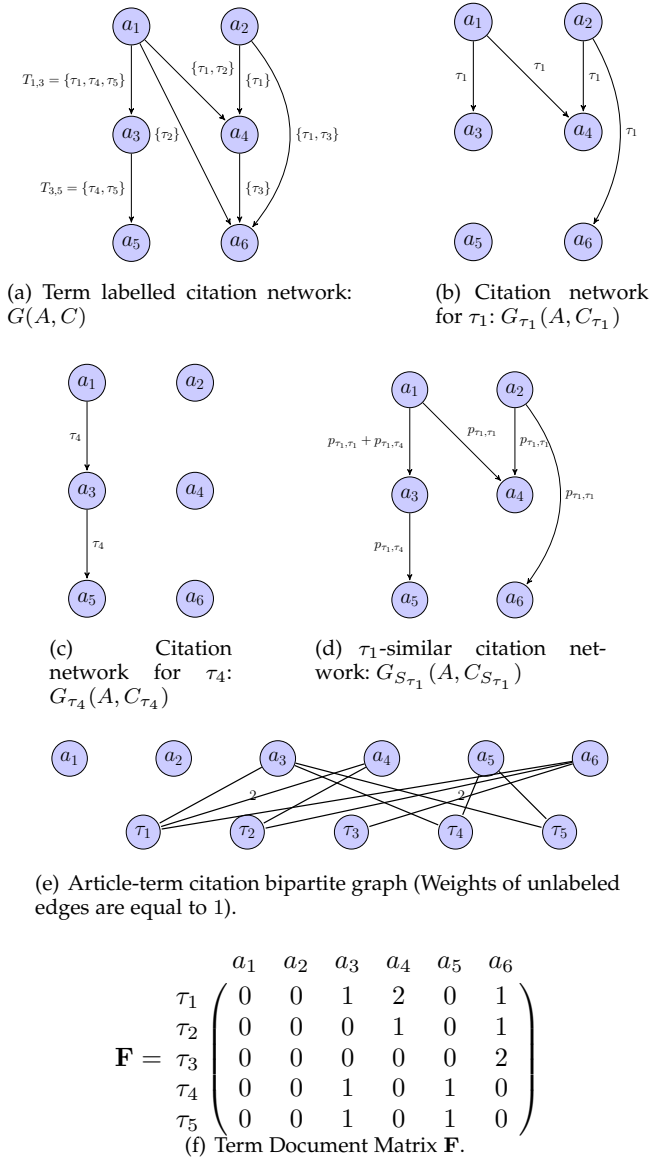


Fig. 3. Citation Networks. (a) Term labelled citation network $G(A, C)$. (b) Citation network for τ_1 : $G_{\tau_1}(A, C_{\tau_1})$. (c) Citation network for τ_4 : $G_{\tau_4}(A, C_{\tau_4})$. (d) τ_1 -similar citation network: $G_{S_{\tau_1}}(A, C_{S_{\tau_1}})$ for the similar term set $S_{\tau_1} = \{\tau_1, \tau_4\}$. (e) Article-term citation bipartite graph. (f) Term document matrix \mathbf{F} .

Let A be the set of all articles. We use lower case Latin letters for the articles in A such as $i, j \in A$. Let T be the set of all terms used in all articles in A . In order to distinguish from articles, we use lower case Greek letters for the terms in T such as $\beta, \tau \in T$.

A *term-labelled citation network*, denoted by $G(A, C)$, is a directed graph with set of edges $C = A \times A$ where $(i, j) \in C$ if and only if article i cites article j . The edge (i, j) is labelled with all terms in T_{ij} where $T_{ij} \subseteq T$ is the set of all terms that appear in at least one citation context in article i to article j . Note that we do not consider multiple occurrences of a term. We have the term in T_{ij} only once although it is possible that the term can be repeated multiple times in the same citation context or it might be present in multiple citations. Note also that $T_{ij} = \emptyset$, if there is no citation from

article i to article j , or the citation context has no term in it.

Once we have term-labelled citation network, we can obtain citation network specific to a term. Let $\beta \in T$ be a term. The subgraph $G_\beta(A, C_\beta)$ of $G(A, C)$ is called *citation network for term- β* where $C_\beta \subseteq C$ and $(i, j) \in C_\beta$ if and only if $\beta \in T_{ij}$.

Note that the citation network $G(A, C)$ is the superposition of all term specific citation networks $G_\beta(A, C_\beta)$ where $\beta \in T$. That is, $C = \bigcup_{\beta \in T} C_\beta$.

As an example, suppose the entire repository of documents has six articles whose citation network is shown in Fig. 2. The corresponding term-labelled citation network with $A = \{a_1, a_2, \dots, a_6\}$ and $T = \{\tau_1, \tau_2, \dots, \tau_5\}$ is given in Fig. 3(a). The citation networks for terms τ_1 and τ_4 are Fig. 3(b) and Fig. 3(c), respectively.

Note in Fig. 3(c) that document a_5 is in the citation network for term τ_4 although it does not contain τ_4 in its text. Note also that not only documents that are cited with term β , but also the documents that cite them with β are in the citation network for β as in the case of a_1 . As long as τ_4 is concerned, documents a_1, a_3 and a_5 are related while documents a_2, a_4 and a_6 are not. So one can disregard a_2, a_4 and a_6 since they are disconnected.

Once the citation network for term β is obtained, we can run standard network based ranking algorithms, including in-degree, HITS, and PageRank, and find important articles for this term.

As it is defined, we did not make any vertex reduction in the citation network for β . Only arcs that are not β related are removed. As in the case of a_2 in Fig. 3(c), removing arc leave some of the vertices *isolated*, i.e., having both 0 in-degree and 0 out-degree. We can remove the isolated vertices from the network while preserving all the information about β . We call such networks as *vertex reduced citation network for β* . This reduction has important impact on performance of ranking algorithms. See Sec. 4.3.

3.2 Term Similarity

A term is not generally enough to describe fully a topic in scientific literature by itself and just using a single term is open to noises because of natural language usage such as synonyms etc. One of the key approaches of this work is that we use similar terms in the document retrieval process. This helps us to broaden the set of citation contexts we evaluate in the interested topic. Intuitively, two terms similar if they appear together in a considerable number of citations. In order to formally define term similarity we need the following tools.

Term frequencies are related to articles by means of *term document matrix*, denoted by $\mathbf{F} = [f_{\beta j}]$ where the entry $f_{\beta j}$ is the number of articles that cite article j with term β in their citation contexts. That is, $f_{\beta j}$ is the indegree of article j in the network G_β . Note that \mathbf{F} is actually extracted from an undirected weighted bipartite graph between article nodes and term nodes. As an example, Fig. 3(e) is the bipartite network corresponding to Fig. 3(a) and Fig. 3(f) is the term document matrix.

We want to find similar terms, but especially the discriminative ones which are used to describe smaller set of articles. Simple term frequency has a problem that all terms

are considered equally important, but certain terms have little or no discriminating power. For example, a collection of articles on “cancer” is likely to have the term “cancer” in nearly all citation contexts. So we decided to scale down the weights of terms which occur in lots of citation contexts. In principle, the idea is reducing term frequency weight of a term by a factor that grows with its citation context frequency it appears. *Term frequency-inverse document frequency (tf-idf)* is a technique which is based on this idea [16]. This method is widely used in information retrieval and text mining and it reflects how important a word is to a document in a collection. *Inverse document frequency* for the term β is defined by

$$\text{idf}(\beta) = \log \frac{|A|}{\sum_{j \in A} \text{sgn}(f_{\beta j})}$$

where $\text{sgn}(x)$ is defined as

$$\text{sgn}(x) = \begin{cases} 1, & x > 0, \\ 0, & x = 0, \\ -1, & x < 0. \end{cases}$$

Obviously, $x < 0$ will not be the case in this context since in-degree needs to be nonnegative.

We define *weighted term document matrix* $\mathbf{N} = [n_{\beta j}]$ of size $|T| \times |A|$ by

$$\mathbf{N} = \mathbf{D}\mathbf{F}.$$

where $\mathbf{D} = [d_{\tau\beta}]$ is a $|T| \times |T|$ diagonal matrix defined by

$$d_{\beta\tau} = \begin{cases} \text{idf}(\beta), & \tau = \beta, \\ 0, & \text{otherwise.} \end{cases}$$

We are one step away to define similarity of terms. Let $\vec{\beta}$ and $\vec{\tau}$ be the row vectors corresponding to terms β and τ in \mathbf{N} , respectively. Entries of $\vec{\beta}$ and $\vec{\tau}$ show the respective weighted term frequencies of terms β and τ for the articles in the dataset. If somebody wants to find out how much article coverages of these terms overlap, then he needs to compare corresponding row vectors $\vec{\beta}$ and $\vec{\tau}$.

For this purpose we use sample Pearson correlation $p_{\beta\tau}$ of $\vec{\beta}$ and $\vec{\tau}$. Let $\mathbf{x} = [x_1, \dots, x_n]$, $\mathbf{y} = [y_1, \dots, y_n] \in \mathbb{R}^n$ be vectors with n entries. Then *sample Pearson correlation coefficient* of \mathbf{x} and \mathbf{y} is given as

$$p_{xy} = \frac{\sum_{i=1}^n (x_i - \bar{x})(y_i - \bar{y})}{\sqrt{\sum_{i=1}^n (x_i - \bar{x})^2} \sqrt{\sum_{i=1}^n (y_i - \bar{y})^2}}$$

where \bar{x} is the average of entries of vector \mathbf{x} . The sample Pearson correlation coefficient is a measure of the linear correlation between two samples \mathbf{x} and \mathbf{y} , giving a value between -1 and 1 inclusive. A value of 1 means that a linear equation describes the relationship between \mathbf{x} and \mathbf{y} , with all data points lying on a line where \mathbf{y} increases as \mathbf{x} increases. A value of -1 means that all data points lie on a line for which \mathbf{y} decreases as \mathbf{x} increases. This case is irrelevant for our dataset, because to get a value of -1 for two terms τ and β , they have to be complement of each other. This is not probable on a large collection of articles. A value of 0 means that there is no linear correlation between the samples.

Finally we can define term similarity. Term τ is said to be *similar* to term β if and only if $p_{\beta\tau} < \delta$ for some $0 < \delta < 1$. Note that δ is a cross validation parameter and its value changes among topics. In our experiments, we found the optimum value by trial and error.

3.3 Term Similar Citation Network

For a given term β , we define β -similar term set S_β as

$$S_\beta = \{\tau \in T \mid \tau \text{ is similar to } \beta\}.$$

Note that S_β is nonempty since $\beta \in S_\beta$.

Now, we can combine citation networks for similar terms into one directed, labelled network. The subgraph $G_{S_\beta}(A, C_{S_\beta})$ of $G(A, C)$ is called β -similar citation network where we combine edges in the citation networks of the terms that are similar to β , i.e., $C_{S_\beta} = \bigcup_{\tau \in S_\beta} C_\tau$. Weight w_{ij} for the edge $(i, j) \in C_{S_\beta}$ is the sum of weights of the edges combined, i.e.,

$$w_{ij} = \sum_{(i,j) \in T_{ij} \cap S_\beta} p_{\beta\tau}.$$

For example consider Fig. 3(a). Assume that we calculated similarity set $S_{\tau_1} = \{\tau_1, \tau_4\}$ for the term τ_1 . Then τ_1 -similar citation network, given in Fig. 3(d), would be superposition of networks $G_{\tau_1}(A, C_{\tau_1})$ and $G_{\tau_4}(A, C_{\tau_4})$ given in Fig. 3(b) and Fig. 3(c), respectively.

After forming β -similar citation network for a given term β , we can run common ranking algorithms on this network and find the most important articles for the topic represented by the term β .

A note about performance has to be made here. Rather than citation networks for terms, if we use vertex reduced citation networks for terms, then the resulted β -similar citation network would be much smaller in number of vertices, yet it has all the information necessary for network based ranking. This is an important performance benefit for real life cases. See Sec. 4.4.

4 EVALUATION OF RESULTS

We implement the approach given in Sec. 3 on a CiteSeerX dataset. Obtain some sample runs.

4.1 CiteSeerX Dataset

“SeerSuite is a framework for scientific and academic digital libraries and search engines built by crawling scientific and academic documents from the web with a focus on providing reliable, robust services. In addition to full text indexing, SeerSuite supports autonomous citation indexing and automatically links references in research articles to facilitate navigation, analysis and evaluation” [17]. CiteSeerX, where we get our dataset, is an instance of SeerSuite. CiteSeerX team was nice enough to provide us a snapshot of June 2012. The data contains nearly 1.8 million scientific articles and 41.5 million citation contexts extracted from these articles.

In our dataset, citation contexts are marked with their citations. On the other hand, we still need to identify which terms in a citing paper refer to which of its citations. This is not an easy problem due to nature of different citation

techniques. Ritchie et al. stated some of the problems with matching terms in citation context with correct citations [9]:

- Length of text, which refers to citations, differentiate from article to article.
- If citation context blocks are physically very close to each other, then citation terms for different citations would be overlapped.
- Citation marks may appear in different places such as some citation texts start with citation mark while others end with citation mark.
- Some citation contexts may contain contradictory terms for cited articles.

4.2 Term Identification

As explained in Sec. 3, our algorithm works on terms which could be composed of one, two or more words. We use CiteSeerX specific tools to come up with the following simple scheme for term identification in citation context [17], [18]. But any other, possibly more sophisticated technique, would only do better.

The words that are used to describe the cited paper will stand close to the citation marker, so we used a window of fixed size for citation context like previous studies [8]. Citation contexts in our dataset consist of around 400 characters which are equally divided to both sides of citation marker for which we use ParsCit open library [18].

The CiteSeerX database [17] provides a keyword list for each paper. We will use a keyword, which could be single word or multiple words, as a term. We collect all the terms of all papers into a *set of terms* T . Any word sequence in citation context is check against this set. If a sequence is in the set, we simply take it as a *term*.

It is possible that a concept and its inventor go together in citation context. So there is a potential problem of how to handle such cases. As an example, consider Game of Life invented by Conway [19]. One expects that a document on Game of Life would have a keyword “game of life”, and hopefully no keyword “conway”. So our approach would not consider a combination of “game of life” and “conway” as a term. If inventor and the concept together become a keyword, than our system would take that as a term, as it correctly should.

Note that in this definition, a term can be a single word, bigram, or composed of three or more words. We consider only single words and bigrams for our investigation. Once we identify a term, which could be a single word, or composed of multiple words, our approach would be the same. Therefore term identification in general, or bigram selection in particular, would not change the contribution of our approach.

4.3 Citation Network for the Term “hadoop”

Our approach not only finds related documents but also ranks them properly even if the term is not in the document. We investigate this in the case of “Hadoop”. Hadoop was derived from Google File System (GFS) [6] and Google’s MapReduce [7] papers. These papers published respectively in 2003 and 2004 while Hadoop term is coined in 2005. Our method detected these articles as the highest ranking papers

as it is seen in Table 1, while existing search engines Google Scholar and CiteSeerX do not even list them. The search results for “hadoop” are given in Fig. 4 and Fig. 5 for Google Scholar and CiteSeerX, respectively.

The descriptive case given in Fig. 3 will be useful. Consider term τ_1 in Fig. 3(b). Note that document a_4 is in the citation network for term τ_1 although it does not contain τ_1 . Documents a_1, a_2, a_3, a_4, a_6 are related to τ_1 but a_5 is not. Compared to the entire network given in Fig. 3(a), the network in Fig. 3(b) is reduced in size since there is no point including document a_5 to the network.

“Hadoop” itself is a very descriptive term, so we didn’t include similar terms. We consider all the citation context of 1.8 million articles in our data set. We pick the ones that contain “Hadoop” as a term in their citation contexts. Similar to the citation network for τ_1 given in Fig. 3(b), we obtain the citation network for “Hadoop”, which has 752 articles only. Then, we apply the usual in-degree, HITS and PageRank algorithms for ranking on the citation network for “Hadoop”. Hence Table 1 is obtained. One should note that vertex reduction has a great impact of reducing the number of vertices from 1.8 million to 752.

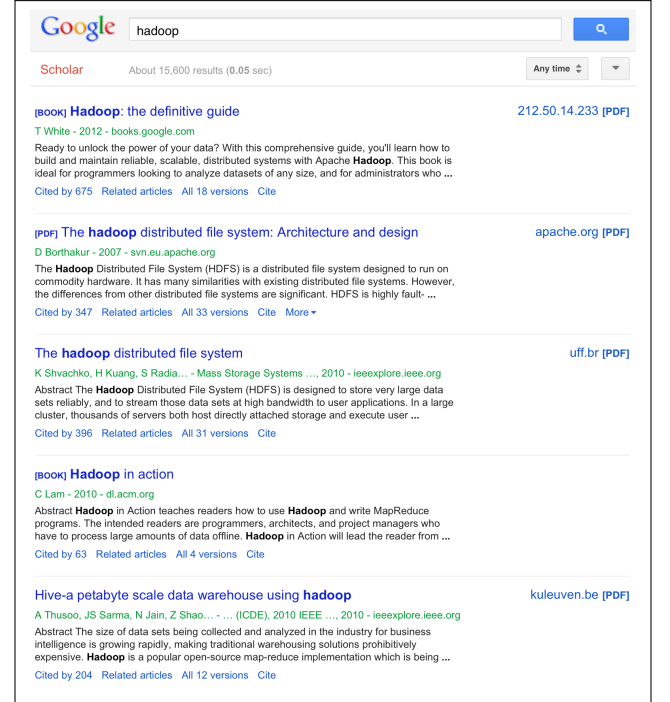


Fig. 4. Results for “hadoop” on Google Scholar.

4.4 Citation Network for “power law”

Following the outline given in Fig. 3, we investigate “power law”-similar citation network, which corresponds to Fig. 3(d). Similar to Fig. 3(b), we start with the citation network for “power law”, which contains 12,616 nodes. We will enrich this network with the networks of “power law”-similar terms. First we get “power law”-similar terms. Terms with “power law”-similarity more than a threshold of 0.35 are listed in Table 2. Then we obtain citation network for each term in Table 2. By using superposition of these term

TABLE 1
Ranking based on Citation Network for “hadoop”.

Paper \ Ranking Method	In Degree	HITS	Page Rank
MapReduce: Simplified Data Processing on ... [7]	1	1	1
The Google File System [6]	2	2	2
Evaluating MapReduce for Multi-Core and ... [20]	3	3	3
Pig Latin: a Not-So-Foreign Language for ... [21]	4	4	4

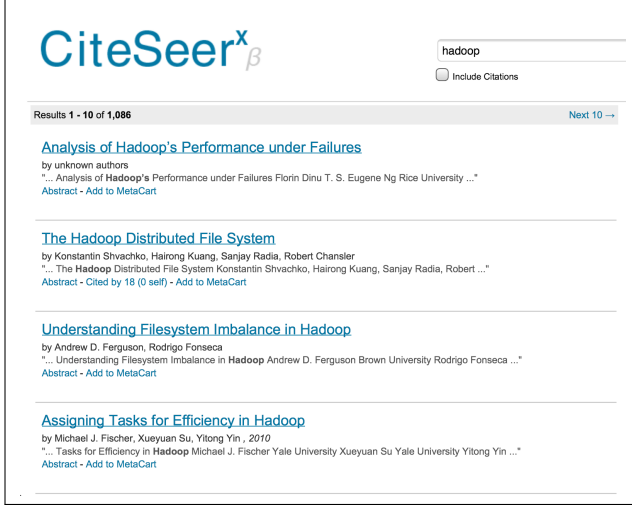


Fig. 5. Results for “hadoop” on CiteSeerX.

networks with the citation network for “power law”, we create the “power law”-similar citation network, which consists of 16,487 nodes. Running in-degree, HITS, Pagerank or any other ranking algorithm on a network of this sizes computationally is not a problem.

Here again, we should emphasis the importance of vertex reduction to obtain networks with 12,616 and 16,487 nodes. Note also that “power law”-similarity enrichment adds 3,871 nodes to the citation network for “power law”.

TABLE 2
The set of “power law”-similar terms, $S_{\text{power-law}}$.

Term	Similarity Score
power law	1.00
degree distribution	0.83
web graph	0.56
preferential attachment	0.45
scale free	0.38

Ranking results are reported at Table 3 for the articles which take place in the top ten for all methodologies namely, in-degree, HITS [4] and PageRank [5]. As it is shown on the table, we are able to identify most prominent articles in “power law” related topic. We also searched “power law” term on academic literature search engines and the top results are shown in Fig. 6 for Google Scholar [22] and in Fig. 7 for CiteSeerX. We can comfortably say that our results consist of more related and important articles for the topic represented by “power law”.

We observe the most obvious benefit of using citation

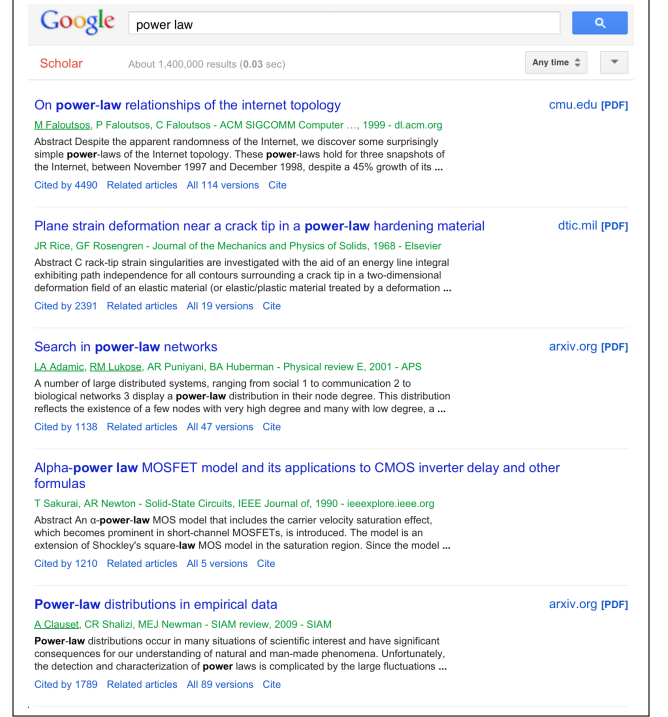


Fig. 6. Results for “power law” on Google Scholar.

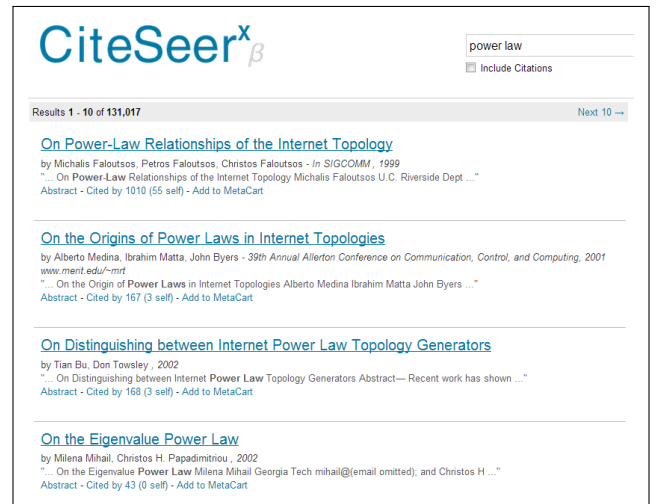


Fig. 7. Results for “power law” on CiteSeerX.

TABLE 3
Ranking of articles based on “power law”-Similar Citation Network.

Paper \ Ranking Method	In Degree	HITS	Page Rank
Emergence of Scaling in Random Networks [23]	1	1	1
On Power-Law Relationships of the Internet Topology [24]	2	2	2
Statistical Mechanics of Complex Networks [25]	3	3	6
Collective Dynamics of ‘small-world’ Networks [26]	5	4	9
The Structure and Function of Complex Networks [27]	6	5	10
Alpha-Power Law MOSFET Model and its ... [28]	4	6	10

context with the appearance of article “Collective Dynamics of ‘small-world’ Networks” [26] in our list of Table 3. The article introduces the concept of “small world”, and Table 2 does not contain “small world”. It contains neither the term “power law” nor any other terms in the set of “power law”-similar terms of Table 2. However, this is an important article for this topic and Google Scholar and CiteSeerX miss it while we find it.

TABLE 4
The ranking of the most descriptive terms of the top four articles in the “power law”-Similar Citation Network.

Term \ Article	Ref [23]	Ref [24]	Ref [25]	Ref [26]
power law	1	1	2	6
scale free	2	4	1	5
preferential attachment	3	16	8	9
degree distribution	4	2	3	7
random graphs	5	5	6	4
small world	6	7	5	1
social networks	7	6	7	3
complex networks	8	10	4	8
web graph	9	8	26	34
internet topology	10	3	14	26
clustering coefficient	16	25	8	2

We further investigate the relation of terms “small world” and “power law” as follows. For an article, we can use its citation contexts to calculate tf-idf values of the terms that describe it. Since a term with higher tf-idf value describes the article better, the terms are ordered in tf-idf values.

The ranking of the most descriptive terms for the top four articles in “power law”-similar citation network is given in Table 4. Since Ref [23] introduces the term “scale free”, the most descriptive terms of it are “power law”, “scale free”, “preferential attachment”, and “degree distribution”, as expected. But the sixth most descriptive term is “small world”.

Concept of “small world” is introduced by Ref [26] in 1998. As expected terms “small world” and “clustering coefficient” are the top terms for Ref [26]. Interestingly, “scale free” is the number five term for Ref [26] although the concept of “scale free” networks is introduced one year later by Ref [23].

5 CONCLUSION

Citation indexes are generally based on Boolean retrieval, so every article using a set of query terms is equally likely to be listed for the given query. The author of an article uses many

words while explaining her research that may contain words not related with main contributions of the article. Hence, unrelated articles may rank highly in search results for a query, simply because they are important articles in another area and contain the query terms. So there is a need for a system which is able to measure both relevance and impact.

We are interested in finding fundamental and important documents in a context sensitive way. We especially target scientific literature because of the existing potential of citation structure. The text around citation marks represents very concise information about cited documents. Probably, the most prominent criticism is that citation analysis based on raw citation counts ignores the underlying reasons for the citation. So, we come up with a solution for this problem.

In this work, we presented a method to utilize citation contexts in order to rank important articles in a topic specific way. For a given term which represents the interested topic, first we formed a set of similar terms. Then we detected citation contexts which contain terms from this set. Only by using detected citations we created topic specific networks. Finally, we applied common link analysis methods in order to find the most prominent articles in these topic specific citation networks.

It would draw attention of someone that we did not report the ranking for hub scores while we reported authority scores for the HITS algorithm. This is because we did not find meaningful results for hub scores where most of the nodes had a score of zero. According to our observations in these experiments, the reason for this is that there are no articles which list most of the prominent articles more than others.

This is an unsupervised problem and evaluating results require knowledge in target context. So we kept our test cases limited to domain of complex networks, in which we can interpret our findings. As a future work, we can work with academicians from different research topics in order to evaluate our system broadly.

Optimization of the algorithms for performance is another issue for the future. We have not investigated the scalability of our approach for very large data sets such as www network.

There are limitations of our approach. First of all, it needs field test. That is, it has to be used by real people, in a real life environment, on real life data which we are unfortunately unable to do. Then quality of the results can be judge better. Also there would be computational issues to be solved such as handling very large data, or handling massive queries such as Google Scholar experiences. Note that our method relies on external term identification. Cite-

SeerX dataset provides us terms as keywords. We would need term identification method if we were to apply our method to some other datasets, such as legal documents.

ACKNOWLEDGMENTS

The authors would like to thank CiteSeerX team for providing the data as a snapshot of June 2012. We also thank to our anonymous reviewers for pointing out unclear points in our draft manuscript. This work was partially supported by the Turkish State Planning Organization (DPT) TAM Project (2007K120610).

REFERENCES

- [1] CiteSeerX. [Online]. Available: <http://citeseerx.ist.psu.edu>
- [2] B. Aljaber, N. Stokes, J. Bailey, and J. Pei, "Document clustering of scientific texts using citation contexts," *Information Retrieval*, vol. 13, no. 2, pp. 101–131, Aug. 2009.
- [3] A. S. Schwartz and M. Hearst, "Summarizing key concepts using citation sentences," in *Proceedings of the Workshop on Linking Natural Language Processing and Biology: Towards Deeper Biological Literature Analysis*, ser. BioNLP '06. Stroudsburg, PA, USA: Association for Computational Linguistics, 2006, pp. 134–135.
- [4] J. M. Kleinberg, "Authoritative sources in a hyperlinked environment," *Journal of the ACM*, vol. 46, no. 5, pp. 604–632, 1999.
- [5] S. Brin and L. Page, "The anatomy of a large-scale hypertextual web search engine," *Computer Networks and ISDN Systems*, vol. 30, no. 1-7, pp. 107–117, 1998.
- [6] S. Ghemawat, H. Gobioff, and S.-T. Leung, "The google file system," *ACM SIGOPS Operating Systems Review*, vol. 37, no. 5, p. 29, 2003.
- [7] J. Dean and S. Ghemawat, "Mapreduce: Simplified data processing on large clusters," in *Proceedings of the 6th Conference on Symposium on Operating Systems Design & Implementation - Volume 6*, ser. OSDI'04. Berkeley, CA, USA: USENIX Association, 2004, pp. 10–10.
- [8] S. Bradshaw, "Reference directed indexing: Redeeming relevance for subject search in citation indexes," *Research and Advanced Technology for Digital Libraries*, vol. 2769, pp. 499–510, 2003.
- [9] A. Ritchie, S. Teufel, and S. Robertson, "How to find better index terms through citations," in *Proceedings of the Workshop on How Can Computational Linguistics Improve Information Retrieval?* Association for Computational Linguistics, 2006, pp. 25–32.
- [10] V. Qazvinian, D. R. Radev, and A. Özgür, "Citation summarization through keyphrase extraction," in *Proceedings of the 23rd International Conference on Computational Linguistics*. Association for Computational Linguistics, 2010, pp. 895–903.
- [11] M. J. Moravcsik and P. Murugesan, "Some results on the function and quality of citations," *Social studies of science*, vol. 5, no. 1, pp. 86–92, 1975.
- [12] M. M. Kessler, "Bibliographic coupling between scientific papers," *American Documentation*, vol. 14, no. 1, pp. 10–25, 1963.
- [13] H. Small, "Co-citation in the scientific literature: A new measure of the relationship between two documents," *Journal of the American Society for Information Science*, vol. 24, no. 4, pp. 265–269, 1973.
- [14] B. Gipp and J. Beel, "Citation proximity analysis (cpa)-a new approach for identifying related work based on co-citation analysis," in *Proceedings of the 12th International Conference on Scientometrics and Informetrics (ISSI'09)*, vol. 2. Rio de Janeiro (Brazil): International Society for Scientometrics and Informetrics, 2009, pp. 571–575.
- [15] A. Abu-jbara, J. Ezra, and D. Radev, "Purpose and polarity of citation: Towards nlp-based bibliometrics," *HLT-NAACL*, 2013.
- [16] C. D. Manning, P. Raghavan, and H. Schütze, *Introduction to Information Retrieval*. Cambridge University Press, 2008, vol. 1.
- [17] P. B. Teregowda, I. G. Councill, R. J. P. Fernández, M. Khabsa, S. Zheng, and C. L. Giles, "SeerSuite: developing a scalable and reliable application framework for building digital libraries by crawling the web," in *Proceedings of the 2010 USENIX conference on Web application development*, 2010, p. 14.
- [18] I. G. Councill, C. L. Giles, and M.-y. Kan, "ParsCit: An open-source CRF Reference String Parsing Package," *Lr. '08 Proc. 6th Int. Conf. Lang. Resour. Eval.*, vol. 2008, no. 3, pp. 661–667, 2008.
- [19] M. Gardner, "Mathematical games – the fantastic combinations of john conway's new solitaire game "life"," *Scientific American*, vol. 223, pp. 120–123, 1970.
- [20] C. Ranger, R. Raghuraman, A. Penmetsa, G. Bradski, and C. Kozyrakis, "Evaluating mapreduce for multi-core and multi-processor systems," in *Proceedings of the 2007 IEEE 13th International Symposium on High Performance Computer Architecture*, ser. HPCA '07. Washington, DC, USA: IEEE Computer Society, 2007, pp. 13–24.
- [21] C. Olston, B. Reed, U. Srivastava, R. Kumar, and A. Tomkins, "Pig Latin: A Not-So-Foreign Language for Data Processing," *Proceedings of the 2008 ACM SIGMOD international conference on Management of data - SIGMOD '08*, p. 1099, 2008.
- [22] Google. [Online]. Available: <http://scholar.google.com>
- [23] A.-L. Barabasi and R. Albert, "Emergence of scaling in random networks," *Science*, vol. 286, no. 5439, p. 11, 1999.
- [24] M. Faloutsos, P. Faloutsos, and C. Faloutsos, "On power-law relationships of the internet topology," *ACM SIGCOMM Computer Communication Review*, vol. 29, no. 4, pp. 251–262, 1999.
- [25] R. Albert and A. L. Barabasi, "Statistical mechanics of complex networks," *Reviews of Modern Physics*, vol. 74, no. 1, pp. 47–97, 2002.
- [26] D. J. Watts and S. H. Strogatz, "Collective dynamics of 'small-world' networks," *Nature*, vol. 393, no. 6684, pp. 440–2, 1998.
- [27] M. E. J. Newman, "The structure and function of complex networks," *SIAM Review*, vol. 45, no. 2, p. 58, 2003.
- [28] T. Sakurai and A. R. Newton, "Alpha-power law mosfet model and its applications to cmos inverter delay and other formulas," *IEEE Journal of Solid-State Circuits*, vol. 25, no. 2, pp. 584–594, 1990.